

WIN

**A HORNBY
'HALL'
TRAIN PACK**



**WORTH
£200**

HORNBY

magazine

KEY

Issue 93 **March 2015**

USA \$12.50 • CAD \$11.99 • AUS \$10.95 • **UK £3.95**

REVIEWS



GWR '64XX' & 'Hall' in '00'

PLUS...

- New Farish '4F' in 'N'
- Heljan GUV and BG in 'O'
- BR 20ton hopper in '00'



HOW TO



- Weathering with washes
- Titled train formations
- Static grass basics

FEATURES



- **Croydon North Street**
Southern suburbs in the 1990s
- **Steam on the Cambrian**
Steam on the coast in the 1950s

EAST COAST IN THE LOFT

Main line and branch line action in Scotland modelled in 4mm scale.



PLUS
TWIN TRACK SOUND
DIESELS IN DETAIL



UPDATE

» OXFORD RAIL REVEALS '00' SEVEN-PLANK OPEN
» 'N' GAUGE PENDOLINO PROJECT GOES AHEAD



Commemorate this historic event with Sir Winston Churchill's Funeral Train Pack

- R3300

1965-2015
50
YEARS



Yours to pre-order for just £239.99

DCC
READY

On the 30th January 1965, the train carrying the body of the late Sir Winston Churchill, KG, OM, CH, TD, DL, FRS, RA slowly pulled out of Waterloo Station, London at 1.28pm on its stately journey to Handborough, Oxfordshire where it arrived at 3.23pm. The Battle of Britain Class, 'Sir Winston Churchill' had been specially prepared for this most solemn of occasions, as was the BR Gangwayed Bogie Luggage Van which had been repainted to match the Pullman Cars that made up the remainder of the train.

This limited edition train pack contains not only the Battle of Britain 'Sir Winston Churchill' locomotive but also a representation of two of the Pullman Cars plus the matching BR Gangwayed Bogie Luggage Van.

Key features include:

- 5-Pole Skew Wound Motor
- Entered Service 1945
- Highly Detailed
- Designer: O.V.S Bulleid
- DCC Ready
- Sprung Buffers
- Pristine Finish



GUARANTEE OF SATISFACTION

If any item you order fails to give complete satisfaction, please return it within 7 days of receipt of goods, in the original packaging for a replacement or full refund. Terms and conditions apply. Please see website for more information.

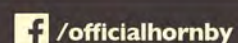

Safety Warning: Detailed Scale model. Not suitable for children under 14 years. Please refer to Safety Notes in enclosed instruction leaflet. Colours and Contents may vary from those illustrated. Please retain these details and the address for future reference.



**This memorable train pack won't be
available until the middle of 2015 but is
sure to be popular, so don't miss out!**

To pre-order visit

www.hornby.com/churchill



EXCLUSIVE FIRST EDITIONS

Limited Editions with Endless Appeal

NORTH WESTERN



30715
AEC RENOWN

GREEN LINE NBC



17311
LEYLAND NATIONAL MKI LONG

FIRST SOUTHAMPTON



36709
SLF DART SERIES 2 ONE DOOR

MIDLAND GENERAL



38117
BRISTOL VRT

LONDON TRANSPORT



34003
AEC 2RT2 BUS

BIRMINGHAM CORPORATION TRANSPORT



18013
PARK ROYAL FLEETLINE

ARRIVA SOUTH LONDON



20649
PLAXTON POINTER DART

YORKSHIRE RIDER LEEDS



28909
GM STANDARD ATLANTEAN

NORTHUMBRIA



29632
LEYLAND OLYMPIAN

GREY GREEN



29012
GM STANDARD FLEETLINE

KELVIN CUMBERNAULD'S BUSES



17510
LEYLAND NATIONAL MKII LONG

BRISTOL NBC



29704
LEYLAND OLYMPIAN

PICCADILLY LINE

SOLD SEPARATELY



80403 & 80503
1959 TUBE TRAIN DRIVING CAR

Exclusive
First
Editions

For EFE Stockists Or To Buy Direct Stop Off At
exclusivefirsteditions.com

Exclusive
First
Editions

HORNBY

March 2015 **magazine**

Editor: Mike Wild

Assistant Editor: Mark Chivers

Senior Designer: Steve Diggle

Sub-editor: Andrew Roden

Contributors: Evan Green-Hughes, Trevor Jones, Brian Stephenson, Tim Shackleton, Nigel Burkin, Graham Gaches, Paul Chetter, Julia Scarlett, Mike Bisset, Eric Kidd, Peter Sharps and Frank Collins.

EDITORIAL ADDRESS

Hornby Magazine, Key Publishing,
PO Box 100, Stamford, Lincolnshire PE9 1XQ

Tel: 01780 755131

Email: hornbymagazine@keypublishing.com

Website: www.hornbymagazine.com

ADVERTISING

Advertising Manager: Tom Lee

Email: tom.lee@keypublishing.com

Telephone: 01780 755131

Mobile: 07969 471756

Sales Executive: Paige Hayward

Email: paige.hayward@keypublishing.com

Telephone: 01780 755131

Advertising Production: Cheryl Thornburn

Tel: 01780 755131 Fax: 01780 757261

Email: cheryl.thornburn@keypublishing.com

ADVERTISING ADDRESS

Hornby Magazine, Key Publishing Ltd,
PO Box 100, Stamford, Lincolnshire. PE9 1XQ

SUBSCRIPTIONS/MAIL ORDER

PO Box 300, Stamford, Lincolnshire, PE9 1NA, UK

Tel: 01780 480404

Fax: 01780 757812

Email: Subscriptions - subs@keypublishing.com

Email: Mail Order - orders@keypublishing.com

PUBLISHING

Publisher: Adrian Cox

Managing Director: Adrian Cox

Commercial Director: Ann Saundry

Group Marketing Manager: Martin Steele

Chairman: Richard Cox

Webmaster: Simon Russell

Registered Office: Units 1-4, Gwash Way Industrial Estate,
Ryhall Road, Stamford, Lincolnshire PE9 1XP

PRINTING

Precision Colour Printing Ltd, Haldane, Halesfield,
Telford, Shropshire. TF7 4QQ.

DISTRIBUTION

Seymour Distribution Ltd.,
2 Poultry Avenue, London. EC1A 9PP

Tel: 020 7429 4000

Having difficulty obtaining your copy of *Hornby Magazine*?
Please contact the subscriptions team using the details above.



© Key Publishing Ltd 2015

All rights reserved. No part of this magazine may be reproduced or transmitted in any form by any means, electronic or mechanical, including photocopying, recording or by any information storage and retrieval system, without prior permission in writing from the copyright owner. Multiple copying of the contents of the magazine without prior written approval is not permitted.

Material sent to the Editor, whether commissioned or freely submitted, is provided at the contributor's own risk; Key Publishing Ltd cannot be held responsible for loss or damage howsoever caused.

The opinions and views expressed by authors and contributors within *Hornby Magazine* are not necessarily those of the Editor or Key Publishing.

We are unable to guarantee the bona fides of any of our advertisers. Readers are strongly recommended to take their own precautions before parting with any information or item of value, including, but not limited to, money, manuscripts, photographs or personal information in response to any advertisements within this publication.

HORNBY is a registered trade mark of Hornby Hobbies Limited and is used under licence.



Audit Bureau of Circulation 35,415
newsstand and digital sales.

Hornby Magazine is published on
the second Thursday of each month
preceeding the cover date.

ISSN 1753-2469

ISSUE
93

BIGGER SAVINGS
on subscriptions **Turn to p66**
www.hornbymagazine.com

HORNBY
magazine

96 Steam on the Cambrian



WE SHOW YOU HOW!

28 WEATHERING

Tim Shackleton demonstrates how to improve factory weathering on without using an airbrush.

34 BACK TO BASICS

Want perfect static grass every time? Nigel Burkin shows you how.

38 TRAIN FORMATIONS

Mark Chivers shows you how to model these titled trains in 'OO' using ready-to-run rolling stock.

46 SPOTLIGHT

Small details can bring a scene alive - as we'll show in this new series. Mike Wild shows you how and creates a busy garage and builders' yard using readily available products

60 WHEAL ANNAH

Nigel Burkin makes ready for Wheal Anna's first exhibition appearance at Model Rail Scotland, finishing scenic details and making the layout presentable for public display.

p28



Inside...

7

EDITORIAL

Hornby has released the first of its Twin Track Sound diesel models this month and they have caught the attention of Mike Wild – and in a very positive way.

8

UPDATE

Hornby Magazine launches the Great Electric Train Show 2015, Oxford Rail reveals its second 'OO' model, a sneak-peek at Hornby's decorated LMS 57ft non-corridor stock and your chance to win Hornby's newly-tooled GWR 'Hall' 4-6-0 in our latest competition.

16

LONGDREM AND THE PINKHILL BRANCH

Eric Kidd rekindles the glamour and excitement of the East Coast Main Line around Edinburgh in the 1950s in 'OO' with his extensive loft layout.

48

HORNBY POST

Your views, opinions and responses from the *Hornby Magazine* postbag.

50

CROYDON NORTH STREET

Peter Sharps recreates a small slice of London's bustling commuter network to stunning effect in 'OO' with his fictional take of a suburban branch line in Network SouthEast days.

68

REVIEWS

An impressive selection of new models are under the spotlight this month including a GWR '64XX' 0-6-0PT from Bachmann, Twin Track Sound Class 37 and Class 40 diesels from Hornby in 'OO', Midland '4F' 0-6-0 from Graham Farish in 'N', a selection of newly-tooled 'O' gauge vehicles from Heljan and more.

70

REALITY CHECK

Evan Green-Hughes takes a close look at the Great Western Railway's '64XX' 0-6-0PTs and discovers what made this small class so different.

96

STEAM ON THE CAMBRIAN

Frank Collins recaptures the glory days of the Cambrian Coast route with his impressive 'OO' gauge exhibition layout, which started life as a photographic diorama.

104

REVIEWS EXTRA

Originally announced in 2013, the first of Hornby's eagerly-awaited Great Western Railway 'Hall' 4-6-0 locomotives has arrived. Mike Wild takes a closer look at this brand new 'OO' gauge model.

106

RAILWAY REALISM

Incredibly, development of the diesel shunter began over 80 years ago. Evan Green-Hughes explores the history of these railway workhorses.

110

SHOW GUIDE

Hornby Magazine's comprehensive guide to forthcoming events.



REVIEWED INSIDE



p78

68 Bachmann's new '64XX' 0-6-0PT

74 Hornby's 20ton hoppers arrive

76 Weathered '03' for 'OO'

78 A new Midland '4F' for 'N'

82 Hornby's TTS Class 37 in detail

84 Upgraded 4-VEP from Hornby

86 Heljan's new parcels vans for 'O'

88 Dapol's Arriva bookset for 'N'

- Try before you buy
- Expert advice
- Great service
- Experience
- Major brands
- Worldwide mailing

DIGITRAINS

Showroom and shop:
15 Clifton Street,
Lincoln LN5 8LQ
Tel: 01522 527731
www.digitrains.co.uk
enquiries@digitrains.co.uk

Everything you need for your digital railway

DIGITAL COMMAND CONTROL is one of the fastest growing areas of the model railway hobby. As the first new company to set up as a DCC specialist in the UK, DIGITRAINS now has a decade of experience to share. Working in all scales, we are here to guide you through the daunting process of choosing the best equipment. We stock a wide range of products as well as offering free advice, a decoder installation service and, we believe, the best DCC 'test drive' facility around.

Just starting out in DCC and not sure what's available?
Grown out of your system and thinking of upgrading?
Getting into sound and want to know the best decoders?

Don't leave that major purchase to chance! Why not visit us at our new premises in the centre of Lincoln? Our comprehensive library of loco sounds can be demonstrated in front of your very own eyes... and ears!



ZIMO 'Gold Stockist' with the widest range on hand to purchase in the UK. We have the full line of sound decoders, mini speakers and accessories.



Branchline 'OO' locomotives at discounted prices plus all available DCC products including E-Z Command and Dynamis Ultima systems.



A comprehensive range of equipment and accessories as well as the popular PowerCab starter system and the top grade PowerPro.



The ECoS console command station, expansion add-ons like the radio remote handset and, of course, the full range of Loksound decoders.



Novel DCC and wide-ranging products from this Australian company include scenic lighting sets, LEDs, point motors and a range of decoders.



Best known of the American DCC brands, offering three levels of system comprising the 'Zephyr', 'Empire Builder' and 'Super Chief'.

These are just a few of our best-selling brands. We stock 1,000s of products from more than 30 leading manufacturers. And don't worry if you're not digital - we're also a traditional model shop, holding all the major ready-to-run lines such as Hornby, Heljan and Dapol at great prices. We've got Peco track, Expo tools, Evergreen plastic sheet, Precision paints...



'THE DIGITAL MODEL RAILWAY SPECIALISTS'

See us in person at these forthcoming shows (order in advance for collection):

Milton Keynes (February 14th); Glasgow SECC (February 20th to 22nd); Preston (February 28th & March 1st); Huntingdon - East Anglian Exhibition (March 14th & 15th); London Festival of Railway Modelling (March 28th & 29th); York (April 4th to 6th); Crawley (April 11th & 12th).

WELCOME

THE EDITOR'S PAGE



IF YOU'VE watched *Hornby Magazine's* exhibition layouts you will know that we are big fans of digital control and, in particular, digital sound. The magazine has been at the forefront of model

railway sound and its performance for several years now and not least through the influences of Paul Chetter and his superb series of sound installation features.

During January Hornby released the first of its Twin Track Sound (TTS) diesel locomotives and we weren't expecting amazing things from them considering the decoder has been designed to a price - £25 no less. However, what we heard when we fired up the TTS Class 37 was quite simply superb!

The way a diesel engine operates clearly works better with the technology of the TTS decoder as our samples of the Class 37 and Class 40 both operated and drove just like the real thing with realistic power increases - and decreases - together with a plentiful

supply of additional functions to boot.

It is clear that Hornby has invested time, energy and consideration into the diesel TTS decoders. They feature manual notching meaning that they can be driven properly plus they feature overrides for maximum power and idle sounds meaning that as the driver of one of these models you can really simulate heavy loaded trains, downhill gradients and much more.

Digital sound continues to expand its horizons - particularly in the hands of Zimo - but the driveability and play value of the new diesel TTS decoders makes them a very strong contender too. It will be interesting to see how the new Class 47 TTS decoder sounds on release and we're already considering the implications of speaker upgrades and other ways of using this impressive new budget decoder.

You can read our full review and summary of the TTS Class 37 on pages 82-83 of this issue together with reviews of a substantial crop of brand new releases. These include the long awaited GWR Collett 'Hall' 4-6-0 from Hornby and the GWR '64XX' 0-6-0PT from Bachmann for 'OO', new BG, GUV and VBA vans from Heljan in 'O' gauge and a busy crop of new 'N' gauge releases

including the Bachmann Farish Midland '4F' 0-6-0 and an Arriva Trains bookset featuring the sublime Class 67 from Dapol.

The start of 2015 has been busy for new releases while new announcements are limited to just Oxford Rail which has revealed its second project for 'OO' gauge. However, the exhibition diary is already hotting up for the year ahead and this issue we are launching the 2015 Great Electric Train Show by revealing the first five layouts for the event and an extra incentive to purchase tickets in advance.

This year looks set to be another great one for the model railway world and we're looking forward to our first event of the year: Model Rail Scotland in Glasgow on February 20-22. Our team will be there with the *Hornby Magazine* trade stand and the debut of Nigel Burkin's Wheal Annah.

Happy modelling.

Mike Wild
Mike Wild
Editor

WIN ISSUE GUIDE

WIN! A new Hornby 'Hall' in this fantastic train pack worth £200...

REVIEWS

68

GWR double bill: Bachmann releases its '64XX' 0-6-0PT and Hornby the 'Hall' 4-6-0.

PLUS

- Bachmann's Midland '4F' for 'N' gauge
- Heljan BG, GUV and VBA for 'O' gauge
- Hornby 20ton hopper for 'OO' gauge

HOW TO

28

Our team shows you how to weather with washes, detail a garage scene, use static grass and create titled train formations in 'OO' gauge.

FEATURES

50
96

Croydon North Street is Peter Sharps' take on urban London.
Steam on the Cambrian captures the glory days of this famous line.

WIN A HORNBY 'HALL' TRAIN PACK WORTH £200

HORNBY magazine

Issue 93 March 2015 USA \$12.50 CAD \$11.99 AUS \$10.95 UK £3.95

REVIEWS

EAST COAST IN THE LOFT

Main line and branch line action in Scotland modelled in 4mm scale.

PLUS

- New Farish '4F' in 'N'
- Heljan GUV and BG in 'O'
- BR 20ton hopper in 'OO'

HOW TO

- Weathering with washes
- Titled train formations
- Static grass basics

FEATURES

- Croydon North Street Southern suburbs in the 1950s
- Steam on the Cambrian Steam on the coast in the 1950s

UPDATE

- OXFORD RAIL REVEALS 'OO' SEVEN-PLANK OPEN
- 'N' GAUGE PENDOLINO PROJECT GOES AHEAD

PLUS TWIN TRACK SOUND DIESELS IN DETAIL

LAYOUT

16

Eric Kidd's stunning loft layout models the East Coast Main Line on the approaches to Edinburgh in the 1950s. Featuring 'Pacifics' galore and a superbly detailed branch line this permanent home layout is a fantastic example of the potential of railway modelling.

DIGITAL SOUND

82

The release of Hornby's new Twin Track Sound diesel sound decoders has brought with it an unexpected level of quality and driveability. Mike Wild assesses the new sound decoder for the Class 37 in detail.

UPDATE

8

Introducing the 2015 Great Electric Train Show, Oxford Rail's second 'OO' gauge project, new samples from Kernow and Dapol plus all the latest model railway news.

ADVANCE TICKET SALES OPEN FOR THE...



PREPARATIONS are already under way for *Hornby Magazine's* Great Electric Train Show following the phenomenal success of last year's event when over 4,000 people attended the exhibition (HM90).

The third annual *Hornby Magazine* Great Electric Train Show will return on the weekend of October 10/11 2015 at the Heritage Motor Centre in Warwickshire with more than 25 layouts and 30 traders expected to take part in the weekend event.

Advance tickets for the Great Electric Train Show are on sale now and as well as saving you money against on the day admission prices, advance ticket holders will now gain entry to the event 30 minutes before the normal opening time. Priced at £9 adults and £7 children, advance tickets can be booked at www.grealelectrictainshow.com or by telephoning the ticket hotline on 01780 480404.

Layouts announced for the

launch of the show include *Hornby Magazine's* latest 'OO' gauge layout Shortley Bridge and Felton Cement Works, making only its second exhibition appearance since completion last year. Portraying an Eastern Region branch line in the 1960s the layout was built as the annual project for *Hornby Magazine Yearbook No. 7*.

Other layouts lined up to attend include Southampton Model Railway Society's Ackthorpe (HM39) in 'OO'. This 1950s Eastern Region layout features an impressive West Yorkshire colliery scene and is an impressive 38ft long. Redford Junction (HM77), owned by Paul Hopkins, is a 3mm:1ft scale layout portraying BR's Southern Region in the 1960s. Set in rural West Sussex, it features a mix of locomotive hauled steam trains and Electric Multiple Units (EMUs) serving an imaginary junction station where the former London & South Western Railway (LSWR)

THE DETAILS	
Event:	Great Electric Train Show
When:	October 10/11 2015
Where:	Heritage Motor Centre, Gaydon, Warwickshire CV35 0BJ
Times:	Sat 10am-5pm, Sun 10am-4pm
Website:	www.grealelectrictainshow.com
Advance tickets:	Adults £9, children £7 (Advance ticket holders gain entry 30 minutes before normal opening time)
Tickets (on the day):	Adults £12, concessions £10, children £8, family (2+3) £34

and London Brighton and South Coast Railway (LBSCR) lines meet.

Also confirmed for the event is Redditch Model Railway Club's 'OO' gauge layout Oakenshaw (HM88), based on London Midland Region practice in the 1960s. This is the club's latest exhibition layout to be completed and is based on the Aire Valley line close to Keighley, typifying the end of steam era on British Railways. The fifth

announcement is Scarborough and District Railway Modellers 'N' gauge North of England Line (HM33).

This Eastern Region layout is firmly set in the 1950s and showcases scale length trains running through a typical Northern landscape.

Building on the success of the 2014 event, the *Hornby Magazine* Skills Zone will be expanded this year to include more demonstrations and

Main image: **Hornby Magazine's Shortley Bridge and Felton Cement Works** will be making its second public appearance at the Great Electric Train Show.

Mike Wild/Hornby Magazine.

Right: **Redditch Model Railway Club's latest 'OO' layout Oakenshaw** is confirmed for the 2015 Great Electric Train Show.

Trevor Jones/Hornby Magazine.

Center right: **Representing 'N' gauge and the North East is Scarborough and District Railway Modeller's North of England Line.**

Mike Wild/Hornby Magazine.

Below right: **Paul Hopkins's Redford Junction** will be representing 3mm scale and BR's Southern Region.

Trevor Jones/Hornby Magazine.



displays showcasing a wide range of modelling skills. Tim Shackleton and Mick Bonwick will return with their popular weathering demonstrations offering plenty of practical advice, hints, tips and inspiration for improving the appearance of locomotives and rolling stock.

Located just off junction 12 of the M40 at Gaydon, the venue offers free parking, refreshments and disabled access. Once again, a free bus service will operate between Leamington Spa railway station and the Heritage Motor Centre on the Saturday for those travelling to the exhibition by train.

Further details of layouts and demonstrators attending the Great Electric Train Show will be announced in *Hornby Magazine* in the coming months.

● **For more information about the layouts, show and advance ticket booking go to www.greatelectrictainshow.com.**

PENDOLINO PROJECT IS GO!

THE PROJECT to produce an 'N' scale Class 390 Pendolino Electric Multiple Unit saw its Kickstarter crowd funding pledging period come to an end in January falling just short of its target of £210,000.

However, with more than £194,000 of the total pledged, the originators of the scheme

and manufacturing partner Rapido Trains say the project is still very much alive.

Unveiled as 'Plan B', the next step saw those who pledged for models offered the chance to purchase them at the discount Kickstarter price. The order books are now open for modellers who haven't already ordered models to do so, albeit

at a slightly higher price.

Available in 11-car, nine-car and five-car sets together with a two-car intermediate add-on pack, orders can be placed through the 'N' gauge Pendolino project's website.

The specification for the model includes a low friction drive, directional lighting, internal close coupling, removable front

valances and tinted glazing. The models will be available Digital Command Control (DCC) ready and with factory fitted DCC sound. A special model of Virgin Trains' 390103 *Virgin Hero* in its commemorative Royal British Legion poppy livery is also planned.

● www.revolutiontrains.com for more information.



The Pendolino Project for 'N' gauge is going ahead with Rapido Trains supporting the original initiative. On August 23 2005 390044 thunders through Scout Green heading south. www.railphotoprints.co.uk.

Oxford Rail launches seven-plank wagon

The Railway Clearing House 12ton mineral wagon will be Oxford Rail's second new item in its range of 'OO' gauge rolling stock following on from the announcement of the Adams '0415' 4-4-2T in November 2014 (HM90).

The seven-plank wooden bodied coal wagon has been tooled from new and six versions in private owner liveries are due to be released across the second and third quarters of 2015. Each will have a retail price of £8.95 and feature NEM coupling pockets and tension lock couplings together with turned metal wheels.

The wagon design features a 9ft wheelbase with full 'W' iron, axlebox and brake detail together with an engraved body featuring plank, support, rivet and door detail.

The initial round of releases will



cover Fear Bros of Staines (Cat No. OR76MW001), Leamington Priors Gas (OR76MW002), E Welford and Son of Oxford (OR76MW003),

Weymouth and District Co-op (OR76MW004), Coventry Collieries (OR76MW005) and Arley Colliery (OR76MW006) liveries and the

models will be available through the Oxford Diecast dealer network.

● Visit www.oxfordrail.com for more information.

IN BRIEF

■ Oxford Rail has confirmed the identities for its first three versions of its new 'OO' gauge model of the Adams '0415' 4-4-2T (HM90). The model will be released as 30583 with late British Railways crests (Cat No. OR76AR001), 30584 with early crests (OR76AR002) and 488 in LSWR green (OR76AR003). The first samples of the new model are expected to be available in April and the retail price has been set at £99.95 for each locomotive.

● Visit www.oxfordrail.com for more information.

■ A feasibility study is being undertaken to gauge interest in a ready-to-run 'OO' gauge model of a Holden 'F5' 2-4-2T as a means of generating additional funding towards the Holden F5 Trust's project to build a 12in:1ft new build 'F5'. The class operated on the LNER and BR Eastern Region networks. A short survey has been devised for interested parties to register their interest at www.surveymonkey.com/s/YRKGH53

■ Dates for the 2015 International N Gauge Show have been announced with the event taking place on September 12/13 at the Warwickshire Exhibition Centre, Leamington Spa. More than 30 layouts together with specialist traders are booked to attend.

● Visit www.ngaugheshow.co.uk for more information.

DECORATED LMS NON-CORRIDOR STOCK



Hornby has released the images of its first decorated samples of its new London Midland & Scottish Railway (LMS) non-corridor carriages in lined LMS maroon livery. Announced at the Warley exhibition in November 2014 (HM91) and forming part of the 2015 range the non-corridor stock is being released as a Third, Composite and Brake Third in both LMS and BR maroon liveries. Release is expected in September 2015 with prices set at £40.25 per coach.

● Visit www.hornby.com for more information.



The sole surviving Ivatt '4MT' 43106 has been confirmed as a guest engine for the Great Central Railway's Model Event on June 19-21. The 2-6-0 is a resident of the Severn Valley Railway. Bob Sweet/Great Central Railway.

Full steam ahead for GCR Model Event

Sole surviving LMS Ivatt '4MT' 2-6-0 43106 is set to star at the Great Central Railway's second Model Event which takes place on June 19-21 2015. The Severn Valley Railway based 'Flying Pig' will be visiting the line for the first time and joining more than 60 model railway layouts together with over 50 traders and demonstrations.

Following the success of the first event last year, the main 35,000sqft event arena will once again be situated alongside Quorn and Woodhouse station.

Supported by *Hornby Magazine*, the event also boasts attractions at other sites along the line specialising in different areas of the hobby including 16mm scale live steam, Gauge 1, Gauge 3 and G Scale models on display together with railwayana stands at Loughborough Central.

The three day show will be the next and only opportunity in 2015 to see *Hornby Magazine's* 34ft long 'OO' gauge BR Southern Region layout Twelve Trees Junction in action. Other layouts

booked to attend include the 82G Model Railway Group's 'O' gauge depot layout 82G (HM74), Scarborough and District Railway Modellers 'N' gauge North of England Line (HM33), Gary Atkinson's Woodhead in 'N' gauge (HM87), Warley Model Railway Club's Broadwater Junction 'N' gauge layout (HM89), John Witts' Gauge 3 layout Warton Road (HM79) and many more.

● Visit www.gcrailway.co.uk for more information and ticket details.

KERNOW'S DECORATED 'O2'

Revised decorated samples of Kernow Model Rail Centre's 'OO' gauge Adams 'O2' 0-4-4T have arrived with the retailer for evaluation before the model moves to the next stage of the production process.

Particular attention has been paid to the pipework and revised cab decoration on these samples. Produced through DJ Models, prices are set at £104.99 for pre-orders with a delivery date yet to be announced.

● Visit www.kernowmodelrailcentre.com for more information.



Dapol's valance fitted 'A4' breaks cover



The first images of Dapol's valance fitted version of its 'N' gauge 'A4' were revealed in January offering a first glimpse of this new version

of the popular model. Liveries and identities for the valance fitted model have yet to be announced together with a release date.

SCOTLAND'S BIG SHOW

50 LAYOUTS including the debut of Nigel Burkin's latest 'N' gauge exhibition layout Wheel Annah are set to take part in Model Rail Scotland on the weekend of February 20-22.

The event is held at the Scottish Exhibition and Conference Centre, Glasgow, and will see Wheel Annah displayed as part of the *Hornby*

Magazine stand at the show.

Inspired by Cornish china clay operations, Nigel built this compact shunting layout as a series build in *Hornby Magazine* which concludes this issue (pages 60-65). The *Hornby Magazine* team will be there all weekend with special show-only subscription deals and special offers on our range of limited edition models. Other well-known layouts

attending the show include East Riding Finescale Group's Hospital Gates in 7mm scale (HM58), Ayr Model Railway Group's Perceton in 'OO' (HM89) and Graham Moyes' 'OO' gauge Hazelbank (HM75), set in the Scottish borders. Other layouts representing Scottish railway operations include Rannoch and Glen Farrist in 'N' gauge, Craigellachie and Newland's Park in 'OO' and Tummell VIII in 'O' gauge.

Depicting other areas of the country are Bettws Road in 'N', Towcester in 'OO', Kettlewell in 'P4', Eskdale in 'O' and more. The show also boasts a fine selection of European and American layouts including Morven (American 'N'), Squeamish East Repair Yard (Canadian 'HO') and Coeur D'Alene railway (American 'On30').

Main model railway manufacturers including Bachmann, Heljan,

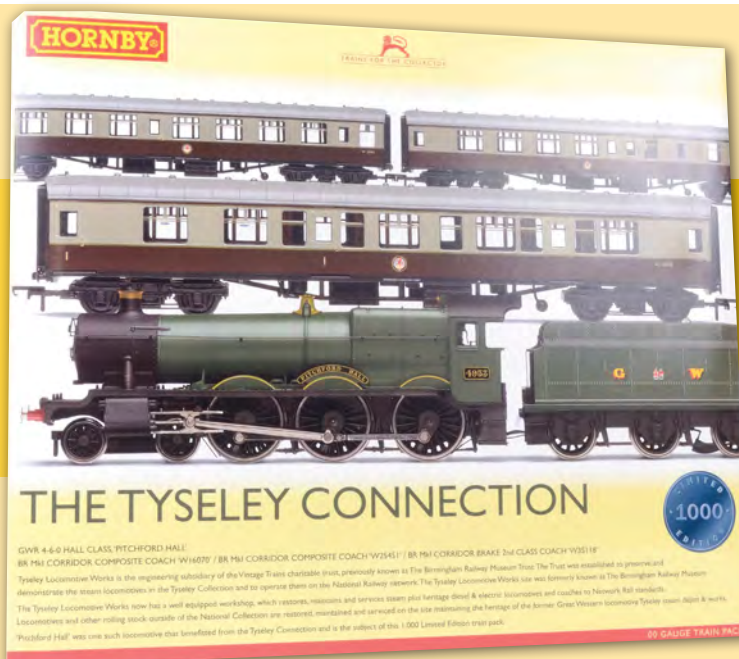
Nigel Burkin's Wheel Annah – as featured in *Hornby Magazine* – will be making its public debut on the *Hornby Magazine* stand at Model Rail Scotland. Nigel Burkin/*Hornby Magazine*.



WIN! **HORNBY®**

**A TYSELEY
CONNECTION
TRAIN**

**WORTH
£200**



RETURNS

Hornby and Peco will be represented together with a wide selection of traders including Cheltenham Model Centre, Digitrains, DCC Supplies, Durham Trains of Stanley, Ellis Clark Trains, Gaugemaster, Golden Age Models, Harburn Hobbies, Langley Models, Oxford Diecast, Pennine Models, Train-Tech, The Model Centre and TTC Diecast.

A host of static displays, demonstrations and society stands

have also been arranged for the weekend offering plenty of variety and inspiration. In addition two limited edition Peco 'N' gauge models have been commissioned for the show - a HAA Merry Go Round hopper with blue frames as applied to the prototypes at Ayr depot in Scotland and a box van finished in Lanarkshire-based Tunnocks livery.

● For more information visit www.modelrail-scotland.co.uk



THE DETAILS	
Event:	Model Rail Scotland
When:	February 20-22
Where:	Scottish Exhibition and Conference Centre, Glasgow
Times:	11am-6pm Fri, 10am-6pm Sat, 10am-5pm Sun
Website:	www.modelrail-scotland.co.uk
Prices:	Adult £10, child £6, family £25



Graeme Moyes' stunning Hazelbank is one the 4mm scale layouts booked for the Glasgow event. *Nigel Burkin/Hornby Magazine.*



The East Riding Finescale Group's ever popular Hospital Gates will be showcasing 'O' gauge industrial operations. *Mike Wild/Hornby Magazine.*

Hornby Magazine is offering the chance to win a fantastic prize of Hornby's newly released 'OO' gauge Tyseley Connection train pack. This impressive pack contains a brand new Hornby GWR 'Hall' 4-6-0 finished as 4953 Pitchford Hall and three fully detailed BR Mk 1 carriages using Hornby's newly introduced tooling. To be in with a chance of winning this fantastic prize, all you have to do is answer the following simple question and send your answer to us by March 25 2015.

QUESTION... Who designed the GWR 'Hall' 4-6-0?

- a. Bulleid
- b. Collett
- c. Stanier



HOW TO ENTER

Send your answer in by visiting www.hornbymagazine.com and fill in the entry form. Or send your answer, subscriber number (if applicable), and full contact details on a postcard to 'Hornby Magazine Tyseley Connection competition', Key Publishing, PO Box 100, Stamford, Lincolnshire PE9 1XQ. Alternatively, send the same details by e-mail to competitions@keypublishing.com with 'Hornby Magazine Tyseley Connection competition' in the subject field.

RULES: Strictly no multiple entries. The winner will be the first correct answer drawn at random immediately after the closing date. There is no cash alternative, and no correspondence can be entered into. The competition is not open to employees of Key Publishing or Hornby Magazine. The Marketing Manager's decision is final. The winner will be notified by post, and will be published in HM95. The closing date for entries is March 25 2015 and the winner will be notified by April 1 2015 - usually within a week. No purchase necessary.

● By entering this competition you agree to Key Publishing Ltd and/or associated company using your details to advise you of future offers and promotions. Your details will NOT be passed on to third parties.



DCC CONTROL

DIGITAL CONTROL SYSTEMS



DCC01 Prodigy Express System £149.95



DCC02 Prodigy Advance2 System £279.95



DCC03 Prodigy Advance2 Wireless System £479.95



DCC04 Prodigy Adv2 Wireless Walkaround £174.95




DCC05 Prodigy Adv2 Backlit Walkaround £125.95



DCC06 Prodigy DCC Booster Unit 8 Amp £169.95



DCC07 Prodigy Wireless Conversion Set £259.95



DCC08 Prodigy Wired Computer Interface £52.95



DCC09 Prodigy Spare plug for Prodigy £3.25

DCC10 Prodigy Medium NEM 652 Socket (5) £7.95

DCC11 Prodigy Universal Lead (2m) £24.95

DCC12 Prodigy Adv Power Supply Unit £9.95

DCC13 Prodigy Decoder Tester £4.50

DCC14 Prodigy Decoder Tester £4.25

DCC15 Prodigy Decoder Tester £4.25

DCC16 Prodigy Decoder Tester £4.25

DCC17 Prodigy Decoder Tester £4.25

DCC18 Prodigy Decoder Tester £4.25

DCC19 Prodigy Decoder Tester £4.25

DCC20 Prodigy Decoder Tester £4.25

DCC21 Prodigy Decoder Tester £4.25

DCC22 Prodigy Decoder Tester £4.25

DCC23 Prodigy Decoder Tester £4.25

DCC24 Prodigy Decoder Tester £4.25

DCC25 Prodigy Decoder Tester £4.25

DCC26 Prodigy Decoder Tester £4.25

DCC27 Prodigy Decoder Tester £4.25

DCC28 Prodigy Decoder Tester £4.25

DCC29 Prodigy Decoder Tester £4.25

DCC30 Prodigy Decoder Tester £4.25

DCC31 Prodigy Decoder Tester £4.25

DCC32 Prodigy Decoder Tester £4.25

DCC33 Prodigy Decoder Tester £4.25

DCC34 Prodigy Decoder Tester £4.25

DCC35 Prodigy Decoder Tester £4.25

DCC36 Prodigy Decoder Tester £4.25

DCC37 Prodigy Decoder Tester £4.25

DCC38 Prodigy Decoder Tester £4.25

DCC39 Prodigy Decoder Tester £4.25

DCC40 Prodigy Decoder Tester £4.25

DCC41 Prodigy Decoder Tester £4.25

DCC42 Prodigy Decoder Tester £4.25

DCC43 Prodigy Decoder Tester £4.25

DCC44 Prodigy Decoder Tester £4.25

DCC45 Prodigy Decoder Tester £4.25

DCC46 Prodigy Decoder Tester £4.25

DCC47 Prodigy Decoder Tester £4.25

DCC48 Prodigy Decoder Tester £4.25

DCC49 Prodigy Decoder Tester £4.25

DCC50 Prodigy Decoder Tester £4.25

DCC51 Prodigy Decoder Tester £4.25

DCC52 Prodigy Decoder Tester £4.25

DCC53 Prodigy Decoder Tester £4.25

DCC54 Prodigy Decoder Tester £4.25

DCC55 Prodigy Decoder Tester £4.25

DCC56 Prodigy Decoder Tester £4.25

DCC57 Prodigy Decoder Tester £4.25

DCC58 Prodigy Decoder Tester £4.25

DCC59 Prodigy Decoder Tester £4.25

DCC60 Prodigy Decoder Tester £4.25

DCC61 Prodigy Decoder Tester £4.25

DCC62 Prodigy Decoder Tester £4.25

DCC63 Prodigy Decoder Tester £4.25

DCC64 Prodigy Decoder Tester £4.25

DCC65 Prodigy Decoder Tester £4.25

DCC66 Prodigy Decoder Tester £4.25

DCC67 Prodigy Decoder Tester £4.25

DCC68 Prodigy Decoder Tester £4.25

DCC69 Prodigy Decoder Tester £4.25

DCC70 Prodigy Decoder Tester £4.25

DCC71 Prodigy Decoder Tester £4.25

DCC72 Prodigy Decoder Tester £4.25

DCC73 Prodigy Decoder Tester £4.25

DCC74 Prodigy Decoder Tester £4.25

DCC75 Prodigy Decoder Tester £4.25

DCC76 Prodigy Decoder Tester £4.25

DCC77 Prodigy Decoder Tester £4.25

DCC78 Prodigy Decoder Tester £4.25

DCC79 Prodigy Decoder Tester £4.25

DCC80 Prodigy Decoder Tester £4.25

DCC81 Prodigy Decoder Tester £4.25

DCC82 Prodigy Decoder Tester £4.25

DCC83 Prodigy Decoder Tester £4.25

DCC84 Prodigy Decoder Tester £4.25

DCC85 Prodigy Decoder Tester £4.25

DCC86 Prodigy Decoder Tester £4.25

DCC87 Prodigy Decoder Tester £4.25

DCC88 Prodigy Decoder Tester £4.25

DCC89 Prodigy Decoder Tester £4.25

DCC90 Prodigy Decoder Tester £4.25

DCC91 Prodigy Decoder Tester £4.25

DCC92 Prodigy Decoder Tester £4.25

DCC93 Prodigy Decoder Tester £4.25

DCC94 Prodigy Decoder Tester £4.25

DCC95 Prodigy Decoder Tester £4.25



ANALOGUE CONTROL

DIGITAL CONTROL SYSTEMS



GMC-DO Twin Track O Scale £159.95



GMC-DF Twin Track Feedback £99.95



GMC-DS Twin Track Simulation £164.95



GMC-DSZ Twin Track Simulation Z Scale £174.95




GMC-TS Three Track Simulation £174.95



GMC-TSZ Three Track Simulation Z Scale £184.95



GMC-Q Four Track £169.95



GMC-QZ Four Track Z Scale £179.95



GMC-QZ Four Track Z Scale £179.95

GMC-QZ Four Track Z Scale £179.95

GMC-QZ Four Track Z Scale £179.95

GMC-QZ Four Track Z Scale £179.95

GMC-QZ Four Track Z Scale £179.95

GMC-QZ Four Track Z Scale £179.95

GMC-QZ Four Track Z Scale £179.95

GMC-QZ Four Track Z Scale £179.95

GMC-QZ Four Track Z Scale £179.95

GMC-QZ Four Track Z Scale £179.95

GMC-QZ Four Track Z Scale £179.95

GMC-QZ Four Track Z Scale £179.95

GMC-QZ Four Track Z Scale £179.95

GMC-QZ Four Track Z Scale £179.95

GMC-QZ Four Track Z Scale £179.95

GMC-QZ Four Track Z Scale £179.95

GMC-QZ Four Track Z Scale £179.95

GMC-QZ Four Track Z Scale £179.95

GMC-QZ Four Track Z Scale £179.95

GMC-QZ Four Track Z Scale £179.95

GMC-QZ Four Track Z Scale £179.95

GMC-QZ Four Track Z Scale £179.95

GMC-QZ Four Track Z Scale £179.95

GMC-QZ Four Track Z Scale £179.95

GMC-QZ Four Track Z Scale £179.95

GMC-QZ Four Track Z Scale £179.95

GMC-QZ Four Track Z Scale £179.95

GMC-QZ Four Track Z Scale £179.95

GMC-QZ Four Track Z Scale £179.95

GMC-QZ Four Track Z Scale £179.95

GMC-QZ Four Track Z Scale £179.95

GMC-QZ Four Track Z Scale £179.95

GMC-QZ Four Track Z Scale £179.95

GMC-QZ Four Track Z Scale £179.95

GMC-QZ Four Track Z Scale £179.95

GMC-QZ Four Track Z Scale £179.95

GMC-QZ Four Track Z Scale £179.95



HIGHWAYS



OO SCALE WIDE ROAD SYSTEM
GM370 80mm Wide Tarmac Road (1m) £6.95
GM371 80mm Wide Universal Curves (2) £6.95

OO SCALE NARROW ROAD SYSTEM
GM375 68mm Wide Tarmac Road (1m) £6.95
GM376 68mm Wide Universal Curves (2) £6.95

N SCALE ROAD SYSTEM
GM390 40mm Wide Tarmac Road (1m) £6.95
GM391 40mm Wide Universal Curves (2) £6.95



OO SCALE VEHICLE LIGHTING KITS
GM385 Vehicle Lighting Kit £9.95
GM386 Emergency Vehicle Kit (Blue) £12.95
GM387 Orange Vehicle Kit (Orange) £12.95



TINY SIGNS

OO SCALE REPLICA SIGNS
TS009E BR (Eastern) Station Signs £1.95
TS009L BR (Midland) Station Signs £1.95
TS009NE BR (Northern) Station Signs £1.95
TS009S BR (Southern) Station Signs £1.95
TS009SCOT BR (Scottish) Station Signs £1.95
TS009W BR (Western) Station Signs £1.95
TS0021 Street Names £1.95
TS0022 Modern Image Station Signs £1.95
TS0023 Cornish Riviera Boards 1 £1.95
TS0024 Cornish Riviera Boards 2 £1.95
TS0025 Early Station Signs £1.95
TS0026 GWR Poster Boards £1.95
TS0027 LMS Poster Boards £1.95
TS0028 LNER Poster Boards £1.95
TS0029 Southern Poster Boards £1.95
TS0030 BR Poster Boards £1.95
TS0040 SR (Target) Sevenoaks/Oxford £1.95
TS0041 BR (Midland) Preston/Rugeley £1.95
TS0042 BR (Western) Truro/Taunton £1.95
TS0043 BR (Eastern) Hitchin/Grantham £1.95
TS0044 BR (NE) Durham/Morpeth £1.95
TS0045 BR (Scottish) Falkirk/Cranleigh £1.95
TS0046 BR (Southern) Woking/Amsinster £1.95
TS0059 Carriage Prints £1.95
TS0060 Modern Image Road Signs £2.95
TS0067 Pub Signs £1.95
TS0070 Old Time Road Signs £2.95
TS0072 Pre-Grouping Travel Posters £1.95
TS0073 GWR Travel Posters £1.95
TS0074 LMS Travel Posters £1.95
TS0075 LNER Travel Posters £1.95
TS0076 Southern Travel Posters £1.95
TS0077 BR Travel Posters £1.95
TS0078 BR Modern Image Travel Posters £1.95
TS0079 Trackside Notices £1.95
TS0081 Enamel Advert Signs 1 £1.95
TS0082 Enamel Advert Signs 2 £1.95
TS0083 Enamel Advert Signs 3 £1.95
TS0084 Enamel Advert Signs 4 £1.95

TS00131 French Travel Posters £1.95
TS00132 French Travel Posters £1.95
TS00133 German Travel Posters £1.95
TS00134 German Travel Posters £1.95
TS00137 London Transport Posters £1.95
TS00138 London Transport Posters £1.95
TS00139 London Transport Posters £1.95

N SCALE REPLICA SIGNS
TSN9E BR (Eastern) Station Signs £1.95
TSN9L BR (Midland) Station Signs £1.95
TSN9NE BR (Northern) Station Signs £1.95
TSN9S BR (Southern) Station Signs £1.95
TSN9SCOT BR (Scottish) Station Signs £1.95
TSN9W BR (Western) Station Signs £1.95
TSN21 Street Signs £1.95
TSN22 BR Modern Image Station Signs £1.95
TSN23 Cornish Riviera Boards 1 £1.95
TSN24 Cornish Riviera Boards 2 £1.95
TSN25 Early Station Signs £1.95
TSN26 Pub Signs £1.95
TSN27 Road Signs £1.95
TSN29 Trackside Notices £1.95
TSN81 Enamel Advert Signs 1 £1.95
TSN82 Enamel Advert Signs 2 £1.95
TSN83 Enamel Advert Signs 3 £1.95
TSN84 Enamel Advert Signs 4 £1.95
TSN91 GWR Travel Posters £1.95
TSN92 LMS Travel Posters £1.95
TSN93 LNER Travel Posters £1.95
TSN94 SR Travel Posters £1.95
TSN95 BR Travel Posters £1.95
TSN96 Modern Travel Posters £1.95

O SCALE REPLICA SIGNS
TSO5 Trackside Notices LNER £2.50
TSO6 Trackside Notices Midland £2.50
TSO7 Trackside Notices SR Area £2.50
TSO8 Trackside Notices GWR £2.50
TSO9E BR (Eastern) Station Signs £2.95
TSO9L BR (Midland) Station Signs £2.95
TSO9NE BR (Northern) Station Signs £2.95
TSO9S BR (Southern) Station Signs £2.95
TSO25 Early Station Signs £2.50
TSO59 Carriage Prints £2.50
TSO96 Enamel Advert Signs £2.50
TSO97 Enamel Advert Signs £2.50
TSO98 Enamel Advert Signs £2.50
TSO99 Enamel Advert Signs £2.50
TSO103 GWR Travel Posters Small £2.50
TSO105 LNER Travel Posters Small £2.50
TSO112 BR Travel Posters Large £2.50



KESTREL DESIGNS

N GAUGE PLASTIC KITS
GMK001 House £4.25
GMK002 Shop £4.25
GMK003 Bungalow £3.35
GMK004 Church with Porch £5.65
GMK005 House/Shop Unit with Glazing £6.45
GMK006 Two Shop Unit with Glazing £6.45
GMK007 Four House Unit £6.45
GMK008 Country Station £6.45
GMK009 Station Buildings £6.45
GMK010 Island Platform with Flat Canopy £7.95
GMK011 Flat Canopy £6.15
GMK012 Small Signal Box £6.15
GMK013 Farm Rail Fencing Brown £2.85
GMK014 Farm Rail Fencing White £2.85
GMK015 Window Doors & Gutters £4.05
GMK016 Platforms £2.55
GMK017 Platform Ramps (2) £2.25
GMK018 Station Yard Huts £3.05
GMK019 Weighbridge & Office £4.25
GMK020 Coal Office £5.05
GMK021 Level Crossing/Keepers Cottage £3.65
GMK022 Four Greenhouses £2.85
GMK023 Two Domestic Garages £2.85
GMK024 Water Tower £3.55
GMK025 Corner Shop £4.35
GMK026 Corner Pub £4.35
GMK027 Three Storey Townhouse £5.65
GMK028 Three Storey Town Shop £5.65

GMK029 Modern Station £1.95
GMK030 Modern Station Waiting Room £1.95
GMK031 Station Masters House £1.95
GMK032 Pair Pre War Semi Det. Houses £1.95
GMK033 Boilerhouse & Chimney £1.95
GMK034 Stable Block £1.95
GMK035 Cow Shed £1.95
GMK036 Barn £1.95
GMK037 Farm House £1.95
GMK038 Steel Footbridge £1.95
GMK039 Modern Industrial Unit £1.95
GMK040 Modern Fire Station £1.95
GMK041 Platforms Wide (2) £1.95
GMK042 Platform Ramps Wide (2) £1.95
GMK043 Goods Shed £1.95
GMK044 1000 Town Station £1.95
GMK045 Old Factory with Chimney £1.95

N GAUGE VALUE KIT SETS
GMK2000 Station Set £15.25
GMK2001 Town Set £13.25
GMK2002 Suburban Set £15.25
GMK2003 Farm Set £17.25



TOOLS

MODEL RAILWAY MAINTENANCE
GM50 OO/HO Locomotive Wheel Cleaner £34.95
GM47 N Gauge Wheel Cleaner £34.95
GM51 Spare Pads for GM50 £17.95
GM49 Spare Pads for GM47 £17.95

GM619 Precision Lubricator £4.75
GM667 Superfine Oil Pen w/Teflon Particles £5.75
GM668 Electrical Contact Oil Pen £9.75
GENERAL MODELLING TOOLS
GM08 Modelstrip (115ml) £6.95
GM26 Track Rubber £2.95
GM27 Jumbo Track Rubber £5.50
GM600 A2 Cutting Mat £14.95
GM601 A3 Cutting Mat £9.95
GM602 A4 Cutting Mat £4.95
GM603 A5 Cutting Mat £2.95
GM604 Round Nose Pliers £6.75
GM605 Flat Nose Pliers £6.75
GM606 Side Cutters £6.75
GM607 Half Round Pliers £6.75
GM608 Bent Nose Pliers £6.75
GM609 S-Sheet Tweezers (4) £7.95
GM610 Double Ended Pin Vice £9.75
GM611 Sawset 1 w/ Scalpel Handle £9.45
GM613 Trim-away Knife £7.95
GM614 S/S Scalpel & Blades £6.95
GM615 Plastic Scalpel & Blades £6.95
GM616 Cutting Knife & 5 Blades £6.15
GM617 Pick-Up Tool £2.85
GM618 Magnifier Tweezers £2.85
GM621 Locking Forceps Curved £4.05
GM624 Swivel Top Pin Vice £2.55
GM625 Curved Tweezer R/Action £2.25
GM626 Straight Tweezer R/Action £3.05
GM627 Blunt End Tweezer R/Action £4.25
GM629 Cutting Discs (10) £5.05
GM630 Screw Top Mandrels (3) £6.15
GM631 Slicing Discs (10) & Mandrel £2.85
GM632 Budget Needle File Set £2.85
GM633 Glass Fibre Pencil 4mm £2.85
GM634 4mm G/Fibre Refills (10) £3.55
GM635 2mm Glass Fibre Pencil £4.35
GM636 2mm G/Fibre Refills (5) £4.35
GM638 Cutting Broaches 0.6-2.0 £5.65
GM640 Archimedian Drill Stock £5.65

GM641 HSS Jibbs Drills 0.5 (5) £7.75
GM642 HSS Jibbs Drills 0.8 (5) £5.35
GM643 HSS Jibbs Drills 1.0 (5) £6.15
GM644 HSS Jibbs Drills 1.2 (5) £6.95
GM645 HSS Jibbs Drills 1.5 (5) £6.15
GM646 HSS Jibbs Drills 1.8 (5) £3.65
GM647 HSS Jibbs Drills 2.0 (5) £3.35
GM648 Microbox Drills 0.3-1.6 £5.65
GM649 Microbox HSS Twist Drill Bits 61-80 £7.15
GM650 HSS Jibbs Drills 0.3 (5) £7.15
GM651 HSS Jibbs Drills 0.4 (5) £5.65
GM652 HSS Jibbs Drills 0.6 (5) £6.95
GM653 HSS Jibbs Drills 0.7 (5) £3.05
GM654 HSS Jibbs Drills 0.9 (5) £2.75
GM655 Spare Blades for GM616 £7.45
GM656 Spare Blades for GM616 £17.25
GM660 Pick n Place Twin Pack £20.25
GM664 Economy Sprue/Plastic Cutter £6.66
GM666 Clip On Magnifying Eye Glass £15.25
GM669 Pin Pusher with Depth Stop £13.25
GM670 Deluxe Paintbrush Set £15.25
GM693 Value Model Railway Drill £17.25
GM695 Model Railway Screwdriver Set £17.25
GM696 Masking Tape 6mm x 18m (2) £6.97
GM697 Masking Tape 10mm x 18m (2) £6.98
GM698 Universal Razor Saw £11.95

RAZOR SAWS
GM672 Razor Saw Superfine £10.95
GM673 3 in 1 Saw Set £13.95
GM674 Razor Saw Fine £10.95
GM675 Razor Saw Medium £10.95
GM676 Aluminum Mini Box £14.95
GM677 Fine Woodcraft Saw £14.95
GM678 Flush Cutting Saw £11.95
GM679 Universal Razor Saw £11.95

SOLDERING IRONS & BITS
GM680 15W 230V Soldering Iron £17.95
GM681 25W 230V Soldering Iron £17.95
GM682 40W 230V Soldering Iron £17.95
GM685 15W No 6 Tip £6.95
GM686 15W No 8 Tip £6.95
GM687 25W No 6 Tip £6.95
GM688 25W No 8 Tip £6.95
GM689 25W No 8 Tip £6.95
GM690 40W No 6 Tip £6.95
GM691 40W No 7 Tip £6.95
GM692 40W No 8 Tip £6.95

SOLDERING ACCESSORIES
GM01 Low Melt Solder 70 degrees (20g) £3.95
GM02 Solder 180 degrees (20g) £3.95
GM03 White Metal Flux £6.95
GM04 Brass Flux £2.95
GM05 Non Acid Safety Flux £14.95
GM06 Solder Wire 145 Degrees £2.95



ELECTRICS

SWITCHES
GM501 Slide Switch DPDT £1.65
GM502 Slide Switch DPDT (Cioff) £1.65
GM503 Toggle Switch SPST £2.30
GM504 Toggle Switch DPDT £2.60
GM505 Mini-Toggle DPDT (Cioff) £3.10
GM506 Mini-Toggle DPDT £2.70
GM507 Mini-Toggle SPST £2.40
GM508 Mini-Toggle SPST £2.40
GM509 Mini-Toggle SPST (Cioff) £2.60
GM510 Mini-Toggle for Point Motors £6.75
GM511 Mini-Toggle for G Point Motors £6.75
GM512 Push to Break Black (5) £3.95
GM513 Push to Make Black (5) £3.95
GM514 Push to Make Blue (5) £4.75
GM515 Push to Make Green (5) £4.75
GM516 Push to Make Red (5) £4.25
GM517 Push to Make White (5) £2.75
GM518 Push to Make Yellow (5) £2.75
GM519 Rotary Switch 1 Pole 12 Way £7.50
GM520 Rotary Switch 2 Pole 6 Way £9.50
GM521 Rotary Switch 3 Pole 4 Way £6.50
GM522 Rotary Switch 3 Pole 3 Way £15.50
BPGM501 Slide Switch DPDT (25) £5.95
BPGM502 Slide Switch DPDT (Cioff) (25) £13.50

BPGM503 Toggle Switch SPST (25) £35.95
BPGM504 Toggle Switch DPDT (25) £39.95
BPGM505 Mini-Toggle DPDT (Cioff) (25) £45.95
BPGM506 Mini-Toggle DPDT (25) £41.95
BPGM507 Mini-Toggle SPST (25) £35.95
BPGM508 Mini-Toggle SPST (25) £35.95
BPGM509 Mini-Toggle SPST (Cioff) (25) £38.95
BPGM510 Mini-Toggle for Point Motors (25) £44.95
BPGM511 Push to Make Black (25) £9.50
BPGM512 Push to Make Blue (25) £9.50
BPGM513 Push to Make Green (25) £9.50
BPGM514 Push to Make Red (25) £9.50
BPGM515 Push to Make White (25) £9.50
BPGM516 Push to Make Yellow (25) £9.50

WIRE
GM11BK Wire Black 7 x 0.2mm (10m) £2.15
GM11BL Wire Blue 7 x 0.2mm (10m) £2.15
GM11BN Wire Brown 7 x 0.2mm (10m) £2.15
GM11GN Wire Green 7 x 0.2mm (10m) £2.15
GM11GR Wire Grey 7 x 0.2mm (10m) £2.15
GM11IO Wire Orange 7 x 0.2mm (10m) £2.15
GM11IP Wire Pink 7 x 0.2mm (10m) £2.15
GM11IR Wire Red 7 x 0.2mm (10m) £2.15
GM11IW Wire White 7 x 0.2mm (10m) £2.15
GM11Y Wire Yellow 7 x 0.2mm (10m) £2.15
BPGM11BK Black Wire 7 x 0.2mm (100m) £7.95
BPGM11BL Blue Wire 7 x 0.2mm (100m) £7.95
BPGM11BN Brown Wire 7 x 0.2mm (100m) £7.95
BPGM11GN Green Wire 7 x 0.2mm (100m) £7.95
BPGM11GR Grey Wire 7 x 0.2mm (100m) £7.95
BPGM11IO Orange Wire 7 x 0.2mm (100m) £7.95
BPGM11IP Pink Wire 7 x 0.2mm (100m) £7.95
BPGM11IR Red Wire 7 x 0.2mm (100m) £7.95
BPGM11IW White Wire 7 x 0.2mm (100m) £7.95
BPGM11Y Yellow Wire 7 x 0.2mm (100m) £7.95

GENERAL ELECTRICAL ACCESSORIES
GM12 Pair Connecting Leads (Pin/Bare Wire) £4.45
GM13 Crimped Pin Terminals (6) £2.95
GM14 Ring Terminals (6) £1.95
GM16 Pair Connecting Leads (Pin/Pin) £4.35
GM28 Crocodile Clips Red/Black Pair £1.60
GM29 Knob for Rotary Switches & Pots £2.75
GM40 1.5A Rectifier £4.95
GM41 Thermal Cut-Out 1 Amp £3.95
GM42 Thermal Cut-Out 2.5 Amp £3.95
GM43 Thermal Cut-Out 5 Amp £3.95
GM44 Thermal Cut-Out 10 Amp £3.95
GM45 Thermal Cut-Out 15 Amp £3.95
GM46 Thermal Cut-Out 20 Amp £3.95
GM47 12-Way Poly Terminal Block £1.95
GM48 Pack of 5 Amp Fuses (5) £2.55

LIGHTING
GM61 Micro LED White (4) £5.95
GM62 Micro LED Red (4) £5.95
GM63 Micro LED Blue (4) £5.95
GM64 Micro LED Orange (4) £5.95
GM65 Grain of Wheat Bulb 12v Yellow (5) £3.95
GM66 Grain of Wheat Bulb 12v Red (5) £3.95
GM67 Grain of Wheat Bulb 12v Green (5) £3.95
GM68 Grain of Wheat Bulb 12v Orange (5) £3.95
BPGM69 GOW Bulb 12v Yellow (100) £48.95
BPGM70 GOW Bulb 12v Red (100) £48.95
BPGM71 GOW Bulb 12v Green (100) £48.95
BPGM72 GOW Bulb 12v Orange (100) £48.95
BPGM73 GOW Bulb 12v Yellow (100) £48.95
BPGM74 GOW Bulb 12v Red (100) £48.95
BPGM75 GOW Bulb 12v Green (100) £48.95
BPGM76 GOW Bulb 12v Orange (100) £48.95
GM80 LED Green 3mm 12v (5) £2.05
GM81 LED Red 3mm 12v (5) £2.05
GM82 LED Yellow 3mm 12v (5) £2.05
GM83 LED Green 5mm 12v (5) £1.80
GM84 LED Yellow 5mm 12v (5) £1.80
GM85 LED Red 5mm 12v (5) £1.80
GM86 Resistor 1K Ohm for LEDs (10) £1.55

MAGNETS
GM86 Small Magnets (10) £5.50
GM87 Medium Magnets (10) £5.75
GM88 Large Magnets (10) £6.95
GM98 3v Bulbs (10) & Capacitors (5) £5.75
GM99 Pack of Reeds & 5 Magnets £13.50

GM353 Catalogue
120 full colour pages. A valuable resource £3.95



RANGES STOCKED

- Airfix
- Antex
- Arnold
- Atlas
- Bachmann
- Berko
- Busch
- Capital Transport
- Carrera
- Cartrix
- Classix
- Cooper Craft
- Corgi
- Cornerstone
- Dapol
- DCConcepts
- Deluxe Materials
- DM Toys
- Dornaplas
- EFE
- Electrotren
- Faller
- Fleischmann
- FlySlot
- Gaugemaster
- Graham Farish
- Harburn Hamlet
- Heljan
- HMRS Transfers
- Hobbytrain
- Hornby
- Humbrol
- Ian Allen
- Jagerndorfer
- Jordan
- Joeef
- Kato
- Kestrel Designs
- Kibri
- Knightwing
- LGB
- Lifelike
- Lightcraft
- Marklin
- Mehano
- Metcalfe
- Middleton Press
- MINIS
- Minitrains
- Modelcraft
- Model Scene
- MRC
- Ninco
- Noch
- NSR
- Oxford Diecast
- Parkside Dundas
- Peco
- Piko
- Plastruc
- Pola
- Preiser
- Racer
- Railmatch
- Ratio
- Revell
- Rivarossi
- Roco
- Rokuhan
- Rotacraft
- Scalextric
- Scenix
- Seep
- Seuthe
- Sideways
- Slaters
- Spraycraft
- Springside
- SRC
- Superquick
- Tiny Signs
- Tracksetta
- TrainSave
- Trix
- Viessmann
- Vollmer
- W & T Manufacturing
- Walthers
- Wiking
- Wills
- Xuron

GAUGEMASTER



Limited Edition News

All N Gauge Class 73s are £69.95 and limited to 150pcs

N GAUGE

OO GAUGE



DAPM230 Pullman - £69.95
73 101 Brighton Evening Argus



DAPM231 IC Executive Pristine
73 142 Broadlands



DAPM232 First GBRF
73 141 Charlotte



DAPM233 South West Trains
73 235



DAPM234 Southern Livery
73 202



DAPM100 Pullman
73 101 The Royal Alex



DAPM101 Pullman
73 101 Brighton Evening Argus



£129.95 each



DAPM220 Class 66 DB Schenker
66 001



Traffic Red DB Schenker livery. Just 150pcs available on general release. Expected 2015

£89.95

CONTACT US FOR A FREE PRICE LIST

HUGE DEPTH OF STOCK, VISIT OUR WEBSITE FOR LIVE STOCK INFORMATION

Longdrem AND THE PINKHILL BRANCH

The East Coast Main Line around Edinburgh in the late 1950s exerts an endless pull, and **ERIC KIDD'S** 'OO' layout rekindles the glamour, excitement and variety of Britain's fastest railway of the day.

PHOTOGRAPHY, NIGEL BURKIN.



STATISTICS

Owner:	Eric Kidd
Scale:	'OO'
Length:	18ft
Width:	13ft
Track:	SMP with handbuilt points
Control:	Analogue
Period:	BR Scottish Region, ECML, late 1950s

Right: Reid 'D30' 4-4-0 62428
The Talisman simmers in the
shed yard in the company of 'J88' 0-6-0T
68320 and Reid 'N15/1' 0-6-2T 69173.

Below: A train has arrived at
Longdrem on the Down main
and now that all passengers have either
decanted or boarded their trains 'C16'
4-4-2T 67494 departs on the branch for
Pinkhill. 'D34' 4-4-0 62471 *Glen Falloch*
stands in the goods yard with a pick
up freight.



WORK ON THIS layout commenced a few decades ago and continues to this day – proof if ever it was needed, that if you want to keep adding to a layout you can do so for a very long time! When planning the layout with my friend Tommy Mann, three of the main requirements were that it had to be Scottish East Coast Main Line (ECML) set in 1957-1961 to suit the locomotives and rolling stock, that the area had to be one with which I was familiar as I much prefer modelling something I know, and that a branch line be incorporated for extra operational interest.

We looked at various locations in and outside the Edinburgh area but we always came up against the problem of not having sufficient straight length to do a chosen location justice. Whilst the length of the scenic area is about 35ft it is not all in a straight line as it goes round three sides of the room. I would have preferred to model an exact location but a pragmatic approach was the realistic and practical option.

By not modelling an exact location the objective was to give a flavour of many parts of the railway activity on the Scottish section of the ECML. This involved attempting to achieve a blend of track design, locomotives, rolling stock, buildings and scenery to create a picture of the overall scene at that time.

The layout is for enjoyment first and foremost, which is why the particular general location and time period was chosen. Even now it is amazing to comprehend the variety of locomotives, rolling stock, buildings and lines all within a relatively short distance from each other when compared to the present day. Recently when looking through my old Ian Allan ABCs the number of »



Left:
Thompson
 'A2/1' 4-6-2 60509
Waverley runs
 through at a fair pace
 on a parcels for the
 south. Meanwhile
 the teddy boys
 on the platform
 are engrossed in
 conversation.

Below:
Peppercorn
 'A1' 60161 North
British leads an ex-
 Aberdeen fish train
 for the south, this
 being a regular No. 2
 Link turn.



different classes seen in the area in the late 1950s came to approximately 56 which includes ex-London Midland & Scottish (LMS)/Caledonian Railway, London and North Eastern Railway (LNER) types including many North British Railway (NBR) survivors, and of course, the British Railways Standards.

We took it all for granted as, when spotting at the busy quadruple ECML to Glasgow and Aberdeen in the west of the city, you did not have to wait long for trains to pass by - and of course the Haymarket steeds were in abundance. For a bit of variety I change things about from time to time and run the correct stock for the ECML lines on the coast road to Newcastle, the Glasgow Queen Street line and the Aberdeen line.

Naturally quite a few of the same classes can be used on most of the lines which gives the opportunity to have different locomotives from the same class running on the layout during a year which gives them all some regular

running. Obviously the exact scenery in the real world differs a bit from location to location but the overall whole area still has a certain constant character.

INSPIRATION IS DRAWN

The track plan of Longniddry in East Lothian was used as a general but not exact guide as it also was the junction for the Haddington branch. The junction for the branch means a branch line train can leave the main line and then run round the inside of the layout leading on to a baseboard housing the branch station and goods yard. This gives added realism for running sessions as it allows a variety of smaller locomotives and more local trains in addition to the main line activity. These branch trains can run from either Longdrem station or the fiddle yard to Pinkhill station as an end to end.

The influence of the Corstorphine branch in the west of the city was used for the branch baseboard, not only in the

station name, but also the platform length. Corstorphine station had long platforms and I decided to put in a platform as long as practical to add to the character of the scene. Whilst the real location had regular 'Pacific' turns I limit the biggest locomotive on branch trains to a 'B1', but usually it is the haunt of ex NBR types. The main line of course is a different matter where these NBR classes also have the 64B 'glamour boys' of Haymarket for company plus the St Margarets regulars and occasionally a few from Dalry Road.

The ECML route used most in proper running sessions is the Edinburgh to Aberdeen line just past Saughton Junction in the western suburbs of the city towards the Forth Bridge as that is what I have the most coaching stock for and more importantly it offers a greater number of different locomotives for running passenger and freight trains, giving a nice variety of workings ranging from Haymarket 'A4s' on Number 1 Link turns to 'J36' 0-6-0s on »





'J36' 0-6-0 65235 Gough – named in 1926 after service in the First World War – climbs the bank from Pinkhill as it heads a pick up goods towards Longdrem. This 'J36' was a Haymarket resident and was withdrawn on October 31 1961.



'D30' 4-4-0 62428 The Talisman heads a local from Waverley on the approach to Longdrem.



Gresley 'J38' 0-6-0 65914 heads up the gradient on an empty mineral working as Gresley 'K3' 2-6-0 61881 has the easier time of it going downhill with a freight for the south. The 'K3' is an Anchoridge kit from a long time ago.



pick up goods and so much in between even including a few light engine movements.

I have always concentrated on Haymarket, my local shed. To many lads in the western suburbs it was the place, with locomotives being maintained to high standards of engineering, turnout and performance. Quite a number of the employees there lived locally which gave the railway a personal touch making it part of everyday life. There is always much to be learned from books written by someone who really knows his subject and the two Haymarket books by Harry Knox come into that category. They are well used as they contain first rate information and photographs about the operations of a big main line steam shed which assists me in trying to get the right look of the locomotives.

Haymarket diagrams covered the four ex NBR/LNER lines out of the city with more emphasis on the passenger turns whether express or local services. Having a large fleet of 37 'Pacifics' made it a great attraction to enthusiasts and in the late 1950s out of its allocation of 80 locomotives, 53 were named including its two NBR 'J36s'. Add in to that the daily visits of the ECML 'Pacifics', 'V2' 2-6-2s, 'B1' 4-6-0s from Gateshead,



Heaton, Carlisle Canal, Aberdeen and Dundee plus other classes from locations such as Eastfield, Dunfermline, Thornton and Perth and you have an extremely busy place. Of course during the summer there was also the overnight stay of the King's Cross 'A4' on the 'Elizabethan' a few days each week. They were wonderful railway times - days never to be forgotten!

A MINIATURE MAIN LINE

The track is SMP as are the points, which Tommy expertly built whilst residing in Devon. Teamwork came into its own then as these points were posted up here a batch at a time, for me to put in place and during the consequent tracklaying my wife helped out with the ballasting and the ginger tom cat took on the dual role as supervisor and permanent way inspector.

I have kept the track to a minimum radius of 3ft on the narrowest curve in the fiddle yard approaches with 4ft or greater radii used on the main lines to make it look more realistic. From the fiddle yard to the branch station involves a run of just under twice round the layout which gives the locomotives a good run, and I timed one of the 'J88s' a while back and it took about

seven minutes to complete the journey.

Three trains can be operated simultaneously once the branch train leaves Longdrem station heading for Pinkhill or vice versa in addition to the Up and Down main line trains having a clear run through the station. Some nimble footwork dashing between the controllers is required if you're operating solo though!

I use Gaugemaster controllers plus an H&M Duetto for the turntable corner of the fiddle yard. Another H&M controller, a Powermaster, puts in useful work for many tasks at the workbench.

A major change was effected about four years ago when the layout was completely rewired along with a simpler design of control panels to make operation easier. With wiring not being my strong point Tommy called at the house monthly to advise what wiring was required for the next month which I then carried out and before long this was completed. It reminded me of the old painting by numbers sets, the different coloured wires being far easier to follow whilst crawling underneath the baseboards. I also took advantage of this window of opportunity by removing all the point motors, most

of which were past their best. Tortoise point motors were used as replacements and have proved a great success.

There are three control panels - one for the Up and Down main lines/fiddle yard, another for the junction and the last for the branch. This allows for four people to operate the layout if one person works the Up main and another the Down main lines plus two others for the junction and the branch. Usually though, in the main, it is a solo effort, hence the long time to get the layout and stock built.

CREATING THE SCENE

The scenery, whilst practically complete, is adjusted here and there if I see any interesting materials and demonstrations at exhibitions which can be incorporated into the general layout atmosphere.

When commencing the scenery my main point of reference was Barry Norman's book on scenic modelling. Over the years various trees, hedges and other things have either disappeared, appeared or have been altered in shape. In fact, when tidying up the layout in preparation for this feature I decided to clean the trackbed and in a few seconds of distraction managed to Hoover »

 **Great activity as Haymarket's 'A3' 4-6-2 60097**
Humorist eases into Longdrem bound for
Dundee with St Margarets allocated Gresley 'V2'
2-6-2 60873 Coldstreamer hammering by on a
southbound fitted freight. The 'V2' is a Nu-Cast kit
and the 'A3' is a Hornby with much added detail
including 60097's unique smoke deflectors.



up the foliage on a tree which now looks entirely different with the new foliage hastily put in place! No doubt changes will continue as I quite fancy trying static grass which looks impressive and most realistic.

This is now added to the list of jobs which never seems to decrease in number, no doubt a familiar position with most modellers. A recent alteration was the replacement of the Peco sleeper style buffer stops with the new NBR type from LMS Models which capture the right look and have made for a great improvement adding to the local atmosphere.

The houses and cottages are from the excellent Harburn Hobbies range and as they are all based on local buildings they fit in just fine. Whilst I toned down the exteriors a bit, the roofs did not require too much weathering as the real thing retains most of its colour. Having this range available certainly saved me from attempting to build them as it would have added some years on to get the layout to this stage.

The signals are from the Ratio LNER range being purchased about 20 years before I got round to building them while the NBR water columns in the shed and stations are from Mikes Models. Once again they were purchased when they first appeared many decades ago as I thought that I had better get them when available along with some Caledonian Railway (CR) types. Lately I have been adding to the figures scattered about the platforms and

have found that the Dart Castings people are just right. The teddy boys are a great piece of work, being spot on for the time period in these exciting early days of rock.

THE FLEET

As is the case for most modellers the locomotive and rolling stock fleet has grown steadily. When I started building kits in the 1960s my objective was to build a kit of each locomotive class which was either based in one of the three Edinburgh sheds or seen on a regular basis visiting the city in the late 1950s. There was not much available for this area then - some kits from Wills, Jamieson and one or two from Ks and Bec - with nothing decent ready-to-run. However things took off in the mid 1970s with suitable kits coming on to the market especially from Gem, Norrie Blackburn, Nu-Cast and Sutherland. This was mirrored 30 years later in the ready-to-run field although only for the bigger classes - the smaller classes running around here still rely on these and other kits with some of the older ones, unfortunately, being difficult to obtain.

The locomotives and rolling stock are a mixture of kits and ready to run, though, up to about ten years ago practically all the locomotives were kit built. The introduction of superdetailed ready-to-run has increased this number as there are now some classes produced that are suitable for the area I model. Fortunately with kits for the NBR and the CR a realistic balance of stock can be maintained - it wasn't all

'Pacifics' running about, even on the ECML.

All the ready-to-run locomotives are detailed to match the kit built examples and all of them have been renumbered and renamed. I particularly make sure that the locomotives are fitted out correctly with the proper combinations of detail to fit the late 1950s period using the Railway Correspondence and Travel Society Green Book, many other books and photographs for guidance. They are also closer coupled than their standard setup as I prefer to see the locomotive and tender as one entity rather than running around with a long gap of daylight between them.

The Hornby 'A3s' and 'A4s' can cause many an interesting and frustrating dilemma with the variations in tenders, boilers, and fireboxes when trying to get the right combination for a particular locomotive. Fortunately the Bachmann Peppercorn 'A1s' and 'A2s' do not have quite the same number of variations but still have the need for further detail work. The lack of spare bodies and tenders these days certainly does not help.

There has been a good deal of swapping of locomotive bodies and tenders as well as replacing chimneys to get the right variant. In addition all the 'A4s' and 'A3s' are fitted out with the excellent Brassmasters etched details frets which greatly enhances their appearance. This took a lot of time, but to me it was well worth it to achieve that bit more realism without compromising the running. »



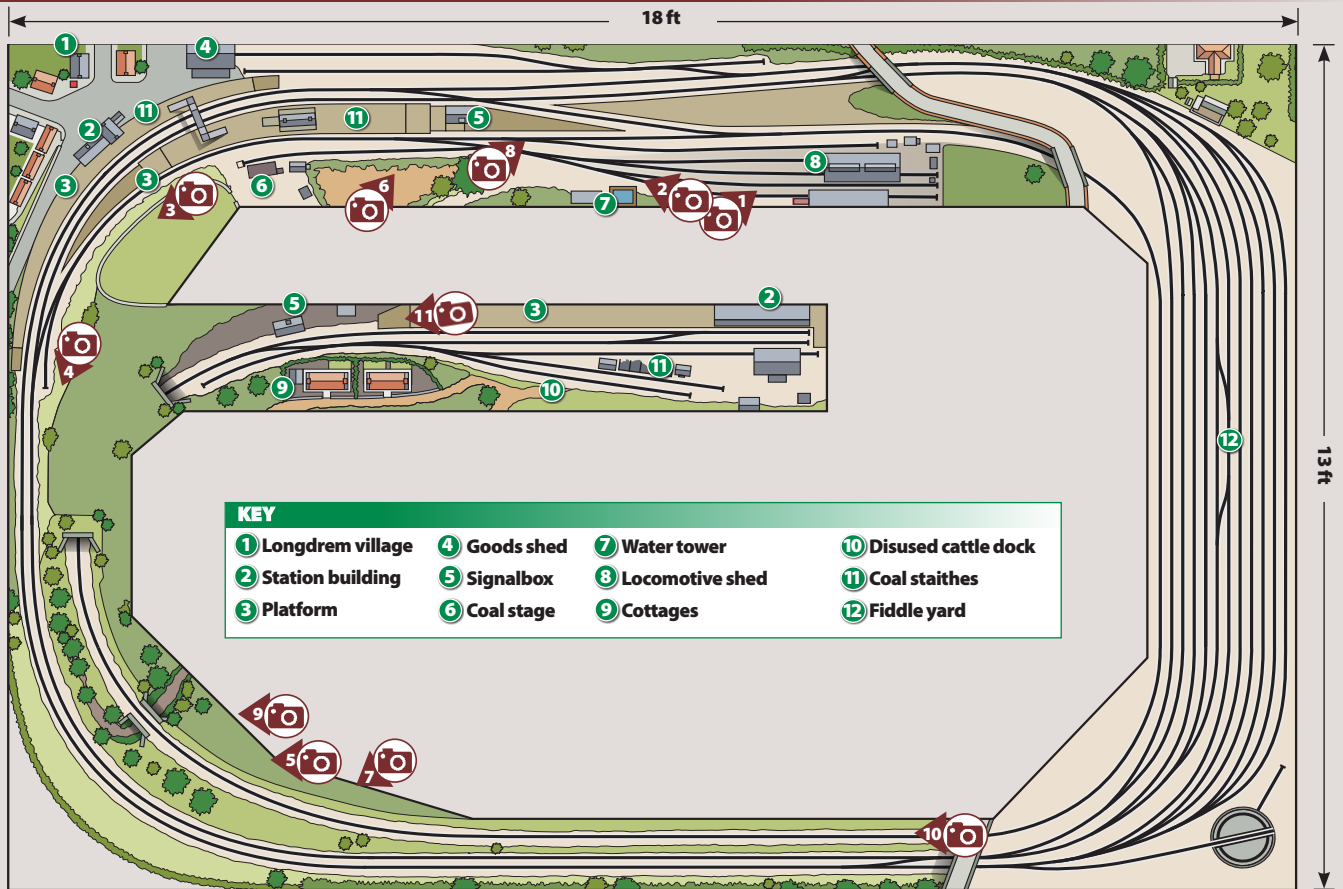
Peppercorn 'A2' 60537 Bachelors

Button heads the 4.00pm

Waverley-Perth. This working was a favourite of the great photographer, the late WJV Anderson, who usually took photographs of it at Glenfarg.



LONGDREM AND THE PINKHILL BRANCH TRACK DIAGRAM (Not to scale)






A4 60031
Golden
Plover with empty stock on a running in turn following repairs to the front end after a run away 'J36' ran into the 'A4' at Haymarket shed.

By modelling a period of a few years rather than a particular year enables some extra variety in detail as, for example, I can have a few 'A3s' with single chimneys as opposed to them all with double chimneys, or fitted, or not, with Advanced Warning System and so on. It all works out fine as the various alterations never happened to all the locomotives in a class overnight. In addition all of the locomotives and stock must run well and if a problem arises then the model goes on the workbench for remedial action.

Most of the locomotives are slightly weathered whilst the Haymarket 'Pacifics' are maintained in a cleaner fashion as was 64B's practice. Some of the NBR locomotives built in the 1970s have been weathered for a second time in the last couple of years just to change their appearance a bit. Most of the locomotives are from St Margarets (64A), Haymarket (64B) and Dalry Road (64C), but there were plenty of regulars each day from other sheds and an effort was made to model a few of them to help create the overall atmosphere of the time.

The coaching stock is mostly Kitmaster and Bachmann BR Mk1s and Ian Kirk Gresleys with Hornby non-gangwayed Gresleys and Thompsons being recent and most welcome additions. Even though the Kitmaster and Ian Kirk coaches are fairly old they still look the part in my view. All the coaches are close coupled and gangway connections are fitted where appropriate giving the train an overall complete look. I always dispense with the factory couplings and fit wire hooks and bars to the buffer beams which I have found greatly improves the running by leaving the bogies free from the stresses of housing the couplings. The wagons are a mixture of kits from Parkside, 3H, Ratio and Airfix plus a fair few from the Bachmann Blue Riband range. All are fitted with three-link couplings and are weathered to suit with quite a few of the ready-to-run wagons also re-fitted with Romford/Jackson wheels.

So there we have it, hopefully the photographs convey a flavour of these great days on this part of the ECML with 64B to the fore – a time long gone, but recreated in model form. 





'C16' 67494 arrives at Pinkhill Station. The two West Highland Terriers in the garden are oblivious to this as they are more interested in getting in to the cottage, no doubt it is meal time.



METCALFE

READY CUT CARD KITS

MAIL ORDERS:

Metcalfe Models, Bell Busk
Skipton, North Yorkshire, BD23 4DU

PHONE ORDERS:

01729 830072

POSTAGE

up to £19.99 - £2.50
£20 and over - £4.50
We are now only taking UK orders.



RAILWAY



Single Track Engine Shed

Available in 00 and N scale in either red brick or stone styles. A detailed kit both inside and out with fine laser cut components.

00 Red Brick / PO331 / £15.99
N Red Brick / PN931 / £10.99
00 Stone / PO332 / £15.99
N Stone / PN932 / £10.99

RAILWAY



Stone Wayside Station

One for Great Western fans, but will sit well in any small town or rural location.

00 / PO238 / £16.99
N / PN138 / £9.50

RAILWAY



Wayside Station Shelter

Designed to sit alongside PO238 Wayside Station
00 / PO239 / £11.99
N / PN139 / £9.50

RAILWAY



GWR Signal Box

Die cut card kit featuring fine laser cut components. Can be built either brick or stone.
00 / PO330 / £14.99

TOWN & COUNTRY



Semi-Detached Houses

A pair of inter-war Voysey style houses.

00 / PO266 / £12.50
N / PN166 / £8.50 (2pairs in this kit)



Low Relief Cinema

Cinema and two shops. Ideal for high street backdrop scene.

00 / PO206 / £9.20
N / PN170 / £6.50

TOWN & COUNTRY



Service Station

Small garage facility with showroom, service bays and petrol pumps. Features plastic components. Cars not included.

00 / PO281 / £13.99

RAILWAY



Platform Kit

Can be built to any shape: curved, straight, islands, bays.

00 Red Brick / PO216 / £10.75
N Red Brick / PN110 / £8.25
00 Stone / PO235 / £10.75
N Stone / PN135 / £8.25

MINI KIT




Platform Underpass

Two stairways that disappear in to an imaginary subway.

00 / PO400 / £6.50
N / PN816 / £5.50

RAILWAY



00 Scale version (2 bays)

N Scale version (4 bays)



Platform Canopy

A detailed laser cut canopy, ideal for all platforms. Add more kits to extend the length or width. **Important:** Requires use of Ultra Fine Glue Applicators.

00 / PO340 / £14.99
N / PN940 / £16.50



find us on

Facebook

METCALFE

READY CUT CARD KITS

www.metcalfemodels.com

RAILWAY



Retaining Wall

A sectional wall easily extended with more kits. Features laser cut capping stones for a clean and crisp look.

N Codes: PN144 Stone - PN145 Brick £8.99

00 Codes PO244 Brick - PO245 Stone £11.99



Tapered Retaining Walls

A pair of sloping walls designed to stand either end of retaining walls. Can also be built to make a ramped roadway up to the bridge height.

N Codes: PN148 Brick - PN149 Stone £8.99

00 Codes PO248 Brick - PO249 Stone £12.99

Note: Two tapered walls kits are needed to make a ramp for either side of the bridge as shown here.

NEW!

RAILWAY



Railway Bridge

Designed to be used with the retaining walls.

Can be made double or single track over the top.

N Codes: PN146 Brick - PN147 Stone £11.99

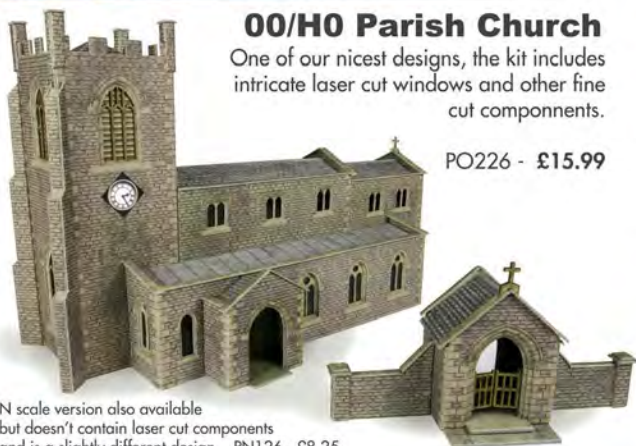
00 Codes PO246 Brick - PO247 Stone £13.99

Three new style kits made to go together to create all kinds of split level scenes without the need for lots of custom building.

ALL THREE KITS AVAILABLE IN BRICK OR STONE STYLES



TOWN & COUNTRY



00/H0 Parish Church

One of our nicest designs, the kit includes intricate laser cut windows and other fine cut components.

PO226 - £15.99

N scale version also available but doesn't contain laser cut components and is a slightly different design. PN126 - £8.25

TOOLS

Ultra Fine Glue Applicators

Ultra fine applicators for precise flow of liquid glue, an essential tool when building our finer scale kits. Pack of 3 (glue not included).

MT907 / £3.50



Follow us
@MetcalfemodelsT



MIDI KIT



Wooden Pavilion

A sports or cricket clubhouse.

Ideal for the edge of a village green.

00 / PO410 / £6.50

MINI KIT



Picnic Tables

Pack contains three table with umbrellas. Note: Umbrella poles not included. Made from paper clips. Only in 00.

00 / PO510 / £5.50

RAILWAY

Footbridge


A covered bridge detailed inside and out. Includes extra lower steps for non platform height.

00 / PO236 / £10.35

N / PN136 / £9.50



Span 170mm.



Easily add on extra kits to extend the bridge over more tracks.

Visiting Skipton? You will find the full range of Metcalfe kits at Craven Model Centre, Mount Pleasant, Skipton High Street, BD23 1JZ

Factory 'Footballer'

Factory weathered models have become popular both with manufacturers and modellers.

TIM SHACKLETON improves the factory weathering on a Hornby 'B17' 4-6-0 – and does it all without once using an airbrush.

THERE IS NO DOUBT in my mind that the best and most subtle weathering effects generally come not from airbrushing alone but from using hand applied powders and pigments. Some of my modelling friends have never picked up an airbrush in their lives but can produce a weathered finish that's at least as good as anything as I can achieve. That, I now realise, is because they are gifted with a rare degree of artistic skill – it's not insignificant that each of them is also an accomplished artist.


Most of us – myself included – don't have that level of ability. For us, an airbrush is generally an easier tool to use than a paintbrush, and more likely to create the kind of results we

aspire to. Working with an airbrush is quicker and easier, and the outcome is generally more certain – especially in the critical early stages when we're putting on the basic weathering.

Most hand finishing methods call for a high degree of artistic talent, which not everyone has – the ability to manipulate paint and other media, to show sensitivity to colour, to use advanced technical skills in the actual application. People who would be rubbish at dabbing on paint and powders with sticks and fingertips can usually get a reasonable result with an airbrush, so that's what they use. It has to be the right kind of airbrush, as I found when I did my piece in HM91 using a budget airbrush. It was incredible how difficult it was to use, how limited the options, how unpredictable the results.

I mostly use my airbrushes in the initial stages of weathering, and then go over to hand applied effects. Once the bulk of the job has been done, it becomes easier to adopt more artistic methods using powders, washes and paintbrushes. I thought it would be interesting, then, to take a factory weathered model as the basis and go straight over to hand finishing techniques. This not only shows what can and perhaps should be done by hand, but also demonstrates how you can improve the simple factory applied weathering on an out of the box model using simple techniques that don't involve an airbrush. The subject was *Hornby Magazine's* limited edition Hornby 'B17' 4-6-0 61662 *Manchester United* – a model, which as a Huddersfield Town supporter, I wanted to rename to my own club too. **HM**

Renumbering and renaming this 'B17' is one thing but reworking and enhancing the factory applied weathering is what really lies behind the transformation of the model. Good weathering will bring out the character of any model but a lot of thought has to go into recreating the appearance of a tired, unkempt locomotive.



STEP BY STEP DETAILING A FACTORY WEATHERED 'B17' BY HAND



1 We couldn't have a more appropriate weathering subject than this 'B17' 4-6-0. It is a handsome model of a handsome locomotive but the factory applied weathering is nothing exceptional. It shows the limitations of one coat weathering – real weathering builds up over time in highly visible layers and that can only really be created on an individual basis.

2 It is possible to remove the brown weathering with T-Cut and start again but it's a fantastically laborious process and I'd prefer to work with what I'd got. This is what we're going to use to get the process underway.

These are washes of thin enamel paint from the Adam Wilder Nitroline range, specifically Black Smoke (NL01), Brown Shadow (NL03), Grey Shadow (NL04), and Dark Rainmarks (NL32).



3 You can use the washes straight from the bottle, having given them a good stir. I use a broad, flat brush, working the wash to avoid obvious build ups and ensure an even spread. The results are very subtle but they are present nevertheless – a gentle discoloration that we can build up with successive applications. Allow the paint an hour or two to dry between coats, though.





I've been dabbing Black Smoke Wash on to the boiler and now I'm putting some on the tender rear as well as the side sheets. Generally you can let it find its own way around but you need to watch out for streaks and runs. If you get any, just flick them away with your brush. Colour washes are very forgiving but paint brushed on straight from the pot is not, which is why I rarely use it in weathering.



A change now to the more brown-tinged Dark Rainmarks, which actually dries a light brownish grey. Here I've brushed it on to the smokebox and running plate but I've also worked some on to the cab roof and tender sides. Let the colours blend with one another but avoid making everything monochromatic.



Areas that catch the light such as the cab roof and the footplate need a slightly different treatment. They are anything but black on the real thing – if not on models – and a thin wash of Grey Shadow immediately starts to transform their appearance.



The coal bunker and the area around the tank fillers are always subjected to heavy corrosion. A wash of Adam Wilder's Dark Rust Effect (NL07) gives us a good start. If you simply dabbed on rust coloured paints straight from the tin, they would look lumpy and heavy handed. Thin washes give a much more plausible effect, all the more so when you subsequently enhance them with layers of weathering powder.



8



Locomotive and tender frames are always coated in reddish brake block dust as well as the road dirt that's represented by the brown factory applied weathering. I got the process of discoloration under way with a wash of Old Rust Effect (NLO5), again from the Adam Wilder range. Later on I will complement this with the appropriate weathering powders.

9




The great glory of enamel washes is that, until they dry thoroughly, they are anything but permanent. There is a fair margin for error, so you can brush away unwelcome streaks and tide marks such as this random smudge on the dome. Dip your brush into clean white spirit and carefully remove the offending blemish. If you've been over-enthusiastic in applying the initial washes, you can simply rework it with a moist brush or even remove it altogether.



10

Here we see the still wet locomotive with the one dimensional factory finish on the bodywork broken down by the use of washes that help create the effect of gradual dirt build up. Even at this stage, we have lost the smooth and implausible airbrush finish and replaced it with something far more naturalistic. Some of it is overdone, some is a bit patchy, but it can easily be rectified – colour washes are infinitely malleable, and rough edges can readily be smoothed out. If it collects in corners – at the bottom of the firebox in this shot, and along the tender side – then remove it with the tip of your brush before it's fully dry.



Prior to renumbering and naming the weathering effects are building up well on this 'B17' representing months of accumulated dirt and grime.

11



It's always handy to have a selection of weathering powders to hand in order to increase your options and help create the impression of layers of weathering built up over time. For the most part I go for subdued browns and dark greys, and don't bother much with the strident rust shades that have only limited use in railway modelling. These products are from the Adam Wilder Gunpowder range – there is sufficient pigment in each 50ml bottle to last me years, since I use very little powder each time.

13



More Old Grease goes on the wheels and is worked well into and around the spokes. Centrifugal force ensures the wheels of steam locomotives are constantly coated in oil from the valve gear, which blackens them and attracts dirt. Be sure to give the wheels a half turn under power or you will end up with shadow areas where the spokes have been hidden by the motion.

12



Old Grease (GP11) is one of my favourites, a dark grey with a warm tinge that has many applications around locomotives and rolling stock. Pure black, on the other hand, has very little use in my weathering palette. Here I've been stroking the powder on to the boiler, smokebox and cab roof both to build up tone and to lose – but not entirely eradicate – any rough around the edges areas left over from the enamel washes. I use stiffish flat brushes with rounded bristles for weathering powders.

14



Returning to the tender top, I've used some more of the brown rust powders on the bunker area and around the sideframes. The axleboxes have been given that caked on oil look with Old Grease. From now on weathering is all about looking hard at your model and working out which areas still need attention – such as the vacuum pipes and the cab doors – and which can be left alone. Taking photographs as you go along – ideally under a strong, unforgiving light – helps you decide what looks good and what doesn't.

USEFUL LINKS

- Wilder washes and powders www.airbrushes.com
- AK-Interactive paints and powders www.ak-interactive.com

WHAT WE USED

PRODUCT	MANUFACTURER	CAT NO.
Black smoke wash	Wilder	NL01
Brown shadow wash	Wilder	NL03
Grey shadow wash	Wilder	NL04
Old rust effect	Wilder	NL05
Dark rainmarks wash	Wilder	NL32
Old grease powder	Wilder	GP11
Tyre grey powder	Wilder	GP23
Desert sand powder	Wilder	GP28
Dark steel powder	AK-Interactive	AK086
Fuel stains	AK-Interactive	AK025





15

I decided more greys needed to be used to enhance the weathered effect on black painted areas and get away from the unconvincing factory finish. I've used tiny quantities of Dark Steel pigment (AK-086) from the AK-Interactive range to produce a metallic sheen, then gone over it again with a much darker Adam Wilder grey. Most brands offer these metallic powders but they need to be used with great care. You only need a touch!




16

To lighten the running plate and front platform – these areas are always grubby on the prototype – I brushed on small, random quantities of Desert Sand (GP28) from the Adam Wilder range. The slightly pinkish tone is important in this application – if you try and lighten darker colours using pale greys, the result can look very cold and out of keeping with the 'warm' nature of steam locomotive weathering.




17

Most brands of weathering products offer a representation of oil but my preference is to use AK-Interactive Fuel Stains (AK025) which can be brushed on to motion, mechanical lubricators, axleboxes and so on to produce a most convincing effect. Working steam locomotives are very far from being dead matt all over – the closer you look, the more shiny bits you will discover.



18


Tribal allegiances run deep in football, and owning a locomotive named Manchester United was out of the question for me! I renamed my 'Footballer' using etched brass plates from 247 Developments (www.247developments.co.uk). The dub colours were done using a combination of Revell No. 52 and tiny slivers of white striping intended for 16ton mineral wagons. Building up the nameplate was probably the most difficult and painstaking part of the whole project.



19

When renumbering an engine, always replace the whole of the numberset rather than just one or two characters. It's very difficult to get them to match exactly and even if they're only 0.5mm smaller or larger – or are a slightly different colour – it will immediately be obvious. Do the whole lot and give yourself peace of mind. I've been using PC Models transfers since the early 1980s – they're now available from HMRS – and I don't think they've ever really been equalled.

20 The finished model of 61653 Huddersfield Town looks every inch a tired but hard working locomotive – and it hasn't used a single moment of airbrush painting. All of the effects are applied by hand using washes and powders. Combined with the work stained BR Mk 1 carriage in BR's smart carmine and cream livery it's a scene from the past that can be replicated through patience and observation.



Static grass

ESSENTIALS

Static grass is a great way of creating realistic scenery.

NIGEL BURKIN

demonstrates how to apply static grass and suggests some simple enhancements.



SCENERY modelling has long moved away from coloured sawdust to represent grass and weeds. Even dyed ground foam scatter has taken a back seat to the growing popularity of static grass which is available from a number of manufacturers and in a variety of natural colours ranging from the bright to the subtle.

Static grasses are simple to use. They are scattered onto the landscape surface after coating with either scenery adhesive, PVA glue or artists matte medium. A special electric applicator is used to charge the grasses with static electricity, enabling the grasses to stand upright in the adhesive in a natural looking way. Static grass applicators can be expensive to buy depending on the model and some modellers build their own static applicators or find a suitable plastic bottle to charge and scatter the grass fibres (Noch offers a low cost static grass bottle). However, the results speak for themselves and the devices are similarly priced to a new locomotive. The upside is that they produce grass which matches the detailing of the locomotives which we can now buy ready-to-run.

Static grass is produced in a variety of lengths from 1mm to 6mm depending on the manufacturer. I have a preference for the range by MiniNatur which offers an 'Early Fall' and 'Late Fall' colour in various lengths which works well for dry summer grasses in the context of British landscape modelling.

Static grass is also produced by Noch, Woodland Scenics and War World Scenics.

APPLYING STATIC GRASS

Firstly, protect the track, ballast and any lineside features from spray adhesive and grass fibres with masking tape and newspaper. Damp paper towels will protect buildings and structures from stray fibres which can be the very devil to remove – glue or no glue! Backdrop boards are covered in newspaper for the same reason.

The Noch applicator I use is supplied with a variety of screens and a narrow funnel. Before selecting a screen, the applicator is filled to about one third with static grass material teased out so it is loose. I usually use a fine mesh screen fitted to the end of the applicator, as demonstrated in the photographs, when working on larger areas. For smaller or more confined areas, the mesh screen can be replaced with the funnel which directs the static grass to where it is needed. Typically, I will work on about 2ft² of landscape at a time unless treating awkward spots.

I spray thinned PVA glue or Scenic Cement on to the painted hard shell before charging up the applicator. The Noch applicator I use relies on a grounding pin which is inserted into the wet area before the grass is sprinkled from the applicator onto the landscape. I hold the applicator an inch or two from the surface and listen for the ticking noise of the fibres leaving the applicator and hitting the landscape surface.

It is worth scattering an undercoat of

Back to BASICS

green 'Fine Turf' by Woodland Scenics onto the hard shell to disguise the painted hard shell before the first layer of grass is applied when lush growth is needed. Grasses can be applied directly to the hard shell, especially if thin grass over soil or compacted ground is the desired effect. Be sure to achieve the right ground colour and texture first!

Remove protective materials before the glue hardens completely. Once the glue has dried, the grass fibres should be standing upright. When longer grasses are needed, apply more protection to layout features if necessary and scatter a second layer of grass. I use firm hold hairspray to hold any second application. This can be done in patches or evenly across the treated area for variety.

When you have developed your technique, remember to take a record of the exact process, including products and colours so you can repeat the process in the future. **TECHNIQUE**



Static grass makes a huge difference to the appearance of a scenic model railway. A Class 205 DEMU draws into the bay platform at Twelve Trees Junction – the grass alongside is static grass detailed with fine turfs.

Mike Wild.



STEP BY STEP STATIC GRASS TECHNIQUES

1



Static grasses usually end up where you do not want them! Protect track, ballast and scenic details with masking tape and newspaper. Cover trees and structures with damp paper towels.

2



One option is to apply an underlying layer of fine ground foam scatter before scattering static fibres. Note how the backdrop boards have been covered in newspaper to protect them from scenery glue.

3

Dilute matte PVA is brushed onto the landscape surface for the first layer of scenery materials. Static grass could be directly applied to this if desired.



4



I prefer to apply a layer of fine turf by Woodland Scenics first. It is left to dry before spraying on a coat of scenic cement or matte medium for the static grass.

5



Load up the applicator with static grass material, mixing colours and length for variety. If the material is balled, as seen in this picture, take a few minutes to tease it out.

6



The applicator is turned on and the fibres discharged from a height of an inch or two. Note the grounding lead to the left.

7



Spray on more scenic cement or dilute matte medium to further secure the grasses if necessary. A second application of grass could be made at this stage before the glue sets.

Back to BASICS

8



Texture can be added before the glue completely dries by sprinkling some fine scatter onto the surface of the grasses to represent weeds. Coloured scatter, when applied very sparingly, gives the impression of wild flowers such as poppies.



9

Carefully remove the protective masking tape before the scenery glue completely dries out and make any minor repairs to the edge of the grassy area.



10

Static grass has grown in popularity in recent years, despite the relatively high price of electric applicators. The uniformity of static grass can be broken up using pinches of fine ground foam scatter to add the impression of weeds and flowers.

Adding texture

Some of the most effective scenery I have seen has been created using a mixture of materials and techniques which adds texture and prevents unnatural-looking uniformity. Here's a summary of possibilities:

- Make a second hit of static grass patchy to create texture
- Mix fibres of different sizes in the applicator
- Mix different colours and makes of static grass for variety
- A second application of short fibres could be of yellow or 'dry' grasses representing the longer grasses with seed heads which dry out in summer and autumn whilst the lower part of the grasses remains green
- Brush your fingers gently through some areas of grass to make them look flattened after heavy rain or strong wind. Grasses which all stand uniformly upright do not look convincing
- Sprinkle a pinch of fine turf material onto the grass in a random manner to represent weeds growing through the grass
- Summer flowers can be represented by using Woodland Scenics T48 'Flowers' scatter which includes red, white and yellow suitable for many British wild flowers.

Real world grasses

Two images of the 'Highland Chieftain' (Inverness-Kings Cross) passing the same stretch of railway (Forteviot in 2013 on different days, Perthshire) taken in the same year (2013) at the same time of the day but on different days. One picture was taken in May, the other at the end of July with notable differences in the growth of the grass on the line side. Static grasses are perfect for creating both scenic effects, especially the long summer grasses of the July picture. Some grasses can grow long enough to cover lineside fencing!



Titled Trains

Trains have been named from the earliest days of the railways, and British Railways introduced a host of new ones in the 1950s and 1960s. **MARK CHIVERS** examines their formations and shows how to model some of the more famous trains in 'OO'.

TITLED TRAINS have featured on Britain's railways since the mid 1800s, but became particularly prolific in the British Railways (BR) era. The railway operating and marketing departments had long recognised that titled trains were a great tool to highlight certain routes and encourage the public to sample the railway, and as well as old stalwarts, some exciting new developments took place.

Whilst most BR titled trains carried a headboard on the front of the locomotive, there were

exceptions, such as some inter-regional trains. Names such as the 'Atlantic Coast Express', 'Cornish Riviera Express', 'Coronation Scot', 'Flying Scotsman', 'Red Dragon' and 'Silver Jubilee' exuded excitement and anticipation for the journey ahead. The names also instilled a sense of pride amongst staff with their polished headboards and appropriately coloured carriage destination roof boards proudly displaying the route the train would be following. Each region had its own take on the shape and style of the locomotive headboards

– some being more ornate than others – but all operated named trains.

Most titled trains operated to express timings but a few, whilst express by name, weren't necessarily so by nature. A good example was the Southern Railway's 'Atlantic Coast Express' (ACE) which operated between London Waterloo and Ilfracombe with numerous portions which would split from the main train along the way for destinations including Sidmouth, Exmouth, Padstow, Torrington and Bude.



Some portions of the train would be formed of just one coach, a Corridor Brake Composite (BCK), and as a result the bulk of the ACE featured multiple BCK vehicles in its consist, together with restaurant facilities that operated between London and Exeter only. The formation of the ACE would fluctuate according to the time of year, naturally being much busier in the Summer.

TOP LINK POWER

British Railway's titled crack expresses were hauled by top link steam locomotives including former Great Western Railway 'Castle' and 'King' 4-6-0s on the Western Region, Bulleid 'Battle of Britain', 'Merchant Navy' and 'West Country' 4-6-2s on the Southern, Stanier 'Princess Coronation' and 'Princess Royal' 4-6-2s, 'Black Five' and 'Royal Scot' 4-6-0s on the Midland and ex London and North Eastern Railway 'A1', 'A2', 'A3' and 'A4' class 'Pacifics' on the Eastern Region.

As new locomotive designs came through during the 1950s and 1960s so the motive power changed to include Class 40, 42, 45, 47, 52, 55 diesels and Class 85 electric locomotives on the electrified section of the West Coast Main Line.

Many of the train formations primarily featured BR Mk 1 standard stock as the railway was keen to utilise its most modern coaches on these named premier services from the

1950s, although some older stock was still kept in front-line service for many years including Bulleid, Collett, Gresley, Hawksworth, Maunsell, Stanier and Thompson stock. New the Mk 1s may have been, but it is doubtful if they rode anywhere near as well as the best of the 'Big Four' designs, with the Gresley and Stanier vehicles being particularly smooth.

NAMING IN MINIATURE

The modeller is certainly well catered for when it comes to locomotive headboards and coach destination roofboards with a good selection of small manufacturers producing suitable items in 2mm, 4mm and 7mm scales.

Locomotives and suitable rolling stock are also available from the main ready-to-run model railway manufacturers although not every variant of carriage is produced which means there are inevitably holes that need to be filled either through the use of kit-built stock or modeller's licence.

This particularly applies to catering vehicles which are few and far between. Bachmann's prolific range of 'OO' gauge Mk 1s features a Restaurant Unclassed (RU), Restaurant First Open (RFO) and a Restaurant Mini Buffet (RMB), Hornby produces 'OO' gauge models of the ex-Airfix LMS 68ft dining car and the more recent LNER Gresley buffet car while Replica Railways

produced the former Mainline/Palitoy BR Mk 1 Restaurant Buffet (RBR) in a selection of liveries. Other useful coach types currently 'missing' from the manufacturers' ready-to-run ranges include the Bulleid Corridor Brake Composite (BCK) and BR Mk 1 Open Brake Second (BSO) vehicles.

MINIATURE COMPROMISES

Whilst compiling the accompanying tables of titled train formations, it became apparent that many of these premier trains featured vehicles that are currently unavailable in ready-to-run form. Not only that, many of them featured in excess of 12 coaches which in 'OO' gauge form would make them too long for most layouts.

To combat this and make more of the titled train formations suitable for simple replication in 'OO' scale we have adopted an element of compromise with slightly shortened formations together with alternative catering vehicles substituted where necessary from the range of ready-to-run models available. Where coaches have been removed from the formations, these are generally multiples of the same coach designation maintaining the percentage balance of first and second class accommodation to represent the particular train. Whilst not fully accurate, the essence of these crack expresses can still be modelled using readily available rolling stock. **HOM**

**Stanier 'Duchess' 4-6-2
46224 Princess Alexandra
approaches Carstairs with
the up 'Royal Scot' on a March
morning in the late 1950s.
W.J. Verden Anderson/Rail
Archive Stephenson.**



WESTERN REGION



GWR 'Castle' 4-6-0 BR lined green, late crests (Hornby), BR Mk 1 BCK, SK, SK, RB, FK, FK, BCK – BR chocolate and cream
The 'Bristolian' – 1959 London Paddington – Bristol Temple Meads



GWR 'Castle' 4-6-0 BR lined green, late crests (Hornby), BR Mk 1 BCK, FK, BSK, SK, FK, RU, FK, SK, BSK – BR chocolate and cream
'Cambrian Coast Express' – 1959 London Paddington – Pwllheli/Aberystwyth



Class 42 BR plain green (Bachmann), Collett SK, SK, BR Mk 1 BSK, FK, RU*, SK, SK, BSK – BR maroon livery except * BR chocolate/cream
'Cornish Riviera Express' – 1962 Penzance – London Paddington



Class 42 BR maroon with small yellow panel (Bachmann), BR Mk 1 BSK, CK, SK, SK, BSK, SK, SK – BR maroon
'Cornishman' – 1967 Penzance-Bradford Exchange



Class 52 BR maroon (Dapol), BR Mk 1 BSK, SK, SO, RU, FK, FK, BCK, BSK* – BR maroon except* BR chocolate and cream
The 'Golden Hind' – 1964 London Paddington – Plymouth

SOUTHERN REGION



Bulleid 'West Country' 4-6-2 BR lined green, late crests (Hornby), BR Mk 1 BSK*, CK*, BSK*, CK, RB, SK, SK, BSK, CK, BSK – BR green except * BR carmine and cream
The 'Man of Kent' – 1958 London Charing Cross – Dover/Margate



Rebuilt Bulleid 'Merchant Navy' 4-6-2 BR lined green, late crests (Hornby), BR Mk 1 BSK, SK, CK, CK, BSK, CK, BSK – BR green
The 'Royal Wessex' – 1960 London Waterloo – Weymouth (Swanage/Weymouth portions)



Rebuilt Bulleid 'Merchant Navy' 4-6-2 BR lined green, late crests (Hornby), Maunsell BCK, SK, BCK, BCK, BR Mk 1 BSK, BCK, RB, RU, Maunsell BCK, BCK – BR green
'Atlantic Coast Express' – 1960 London Waterloo – Ilfracombe



Air smoothed Bulleid 'West Country' 4-6-2 BR lined green, late crests (Hornby), Maunsell SK, BCK, BCK – BR green
'Atlantic Coast Express' – 1960 Exeter Central – Ilfracombe/Torrington portion



Rebuilt Bulleid 'West Country' 4-6-2 BR lined green, late crests (Hornby), SR Van B, SR PMV, BR Mk 1 BSK, SO, SO, FK, CK, SO, SO, BSK – BR green
'Ocean Liner Express' – 1964 London Waterloo – Southampton Docks

TIP

Keeping the proportions for First and Second class carriages the same means you can shorten these formations without losing too much authenticity.



SUITABLE 'OO' GAUGE READY-TO-RUN STEAM LOCOMOTIVES

GWR 'Castle' 4-6-0	Western
GWR 'King' 4-6-0	Western
SR 'Battle of Britain' 4-6-2	Southern
SR 'King Arthur' 4-6-0	Southern
SR 'Schools' 4-4-0	Southern
SR 'Merchant Navy' 4-6-2	Southern
SR 'West Country' 4-6-2	Southern
LMS 'Black Five' 4-6-0	Midland/Scottish
LMS 'Coronation' 4-6-2	Midland/Scottish
LMS Rebuilt 'Royal Scot' 4-6-0	Midland/Scottish
LNER 'A1' 4-6-2	Eastern/Scottish
LNER 'A2' 4-6-2	Eastern/Scottish
LNER 'A3' 4-6-2	Eastern/Scottish
LNER 'A4' 4-6-2	Eastern/Scottish
BR 'Britannia' 4-6-2	Western/Southern/Midland/Eastern
BR Standard Five' 4-6-0	Scottish



MIDLAND REGION



LMS 'Patriot' 4-6-2 BR lined green, late crests (Hornby), BR Mk 1 BSK, SK, SO, SO, FO, FO, RK, FO, BCK, FK, FK – BR maroon
The 'Mancunian' – 1958 Manchester London Road – London Euston



BR 'Britannia' 4-6-2 BR lined green, late crests (Hornby), BR Mk 1 BSK, SO, SO, SK, RKB, FO, FK, CK, BSK – BR maroon
'Thames-Clyde Express' – 1960 Glasgow St Enoch to London St Pancras



Class 45 BR plain green (Bachmann), BR Mk 1 BSK, SO, SO, SK, RKB, FO, FK, CK, BSK – BR maroon
'Thames-Clyde Express' – 1961 London St Pancras – Glasgow St Enoch



Class 85 BR electric blue (Bachmann), BR Mk 1 BSK, SK, SO, SO, FO, RK, FO, FK, CK, BSK – BR maroon
The 'Red Rose' – 1962 London Euston to Liverpool Lime Street



Class 40 BR green (Bachmann), BR Mk 1 BSK, SO, SO, SO, RKB, FO, FK, BSK – BR maroon
The 'Royal Scot' – 1962 London Euston – Glasgow Central

EASTERN REGION



BR 'Britannia' 4-6-2 BR lined green, early crests (Hornby), BR Mk 1 BSK, SK, CK, CK, Gresley RB, BR Mk 1 CK, CK, SK, BSK – BR carmine/cream
The 'Fenman' – 1952 London Liverpool Street - Hunstanton



Gresley 'A4' 4-6-2 BR lined green, late crests (Bachmann/Hornby), BR Mk 1 BSK, CK, FK, FO, RKB, SK, SK, SO, TSO, BSK – BR maroon
The 'Northumbrian' – 1959 Newcastle to London King's Cross



Gresley 'A4' 4-6-2 BR lined green, late crests (Bachmann/Hornby), BR Mk 1 BSK, SK, SO, RKB, SO, FO, CK, SO, BSK – BR maroon
The 'Norseman' – 1961 Tyne Commission Quay – London King's Cross



Gresley 'A3' 4-6-2 BR lined green, late crests (Hornby), BR Mk 1 BCK, SK, RMB, SK, TSO, SO, SO, FK, FK, SK, BCK – BR maroon
The 'Heart of Midlothian' – 1961 London King's Cross – Edinburgh



BR Class 55 BR two-tone green with yellow panel (Bachmann), BR Mk1 BCK, SK, RMB, TSO, SK, SO, SO, FK, CK, BSK – BR maroon
The 'Flying Scotsman' – 1963 London King's Cross - Edinburgh

TITLED TRAIN HEADBOARD AND ROOFBOARD SUPPLIERS

247 Developments	www.247developments.co.uk
CGW Nameplates	www.cgwnameplates.co.uk
Fox Transfers	www.fox-transfers.co.uk
Modelmaster Decals	www.modelmasterdecals.com
Pacific Models	www.pacificmodels.co.uk
Precision Labels and Decals	www.precisionlabels.com
Sankey Scenics	www.sankeyscenics.co.uk

TIP

It is always worth looking at images of train formations as there are some surprising variations from the documented listings for titled trains and other workings too.



CARRIAGE DESIGNATIONS

BCK	Corridor Brake Composite
BFK	Corridor Brake First
BSK	Corridor Brake Second
BTK	Corridor Brake Third
BSO	Open Brake Second
CK	Corridor Composite
FK	Corridor First
FO	Open First
RB	Restaurant Buffet
RBR	Restaurant Buffet (refurbished)
RFO	Restaurant First (no kitchen)
RK	Kitchen Car
RKB	Kitchen Buffet
RMB	Miniature Buffet
RSP	Pantry Second
RU	Restaurant Unclassed
RUO	Restaurant Unclassed (kitchen)
RSO	Restaurant Second (no kitchen)
SK	Corridor Second
SO	Open Second
TK	Corridor Third
TO	Open Third
TSO	Tourist Open Second

SUITABLE 'OO' GAUGE DIESEL LOCOMOTIVES

Class 40	Midland/Eastern
Class 42	Western
Class 45	Midland
Class 46	Midland
Class 47	Midland/Eastern
Class 50	Midland
Class 52	Western
Class 55	Eastern


USEFUL LINKS

Bachmann	www.bachmann.co.uk
Dapol	www.dapol.co.uk
Heljan	www.heljan.dk
Hornby	www.hornby.com
Replica Railways	www.replicarailways.co.uk




MODEL RAILWAYS DIRECT

www.modelrailwaysdirect.co.uk



www.modelrailwaysdirect.co.uk
OVER 30,000 ITEMS IN STOCK
www.modelrailwaysdirect.co.uk

N GAUGE



Graham Farish 372-245
Class 47/7 47710 Sir Walter
Scott BR ScotRail
£93.46 £109.95
You Save 15%

NEW
MAY
DCC
READY



Graham Farish 372-139
Class 5 45216
BR Lined Black Early Emblem
Weathered
£118.96 £139.95

NEW
APR
DCC
READY



Graham Farish 372-246
Class 47/7 47715 'Haymarket'
BR Network SouthEast
£93.46 £109.95
You Save 15%

NEW
MAY
DCC
READY



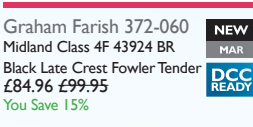
Graham Farish 372-060
Midland Class 4F 43924 BR
Black Late Crest Fowler Tender
£84.96 £99.95
You Save 15%

NEW
MAR
DCC
READY




Graham Farish 371-604
Class 42 Warship D832
Onslaught BR Green
£93.46 £109.95
You Save 15%

NEW
APR
DCC
READY



Graham Farish 371-605
Class 42 Warship 810
Cockade BR Blue Weathered
£99.41 £116.95
You Save 15%

NEW
APR
DCC
READY



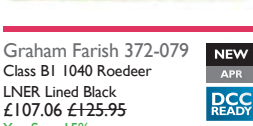
Graham Farish 372-061
Midland Class 4F 3851
LMS Black Johnson Tender
£84.96 £99.95
You Save 15%

NEW
MAR
DCC
READY



Graham Farish 371-110
Class 31 D5563
BR Green
£93.46 £109.95
You Save 15%

NEW
APR
DCC
READY



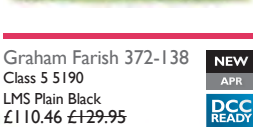
Graham Farish 372-079
Class B1 1040 Roedeer
LNER Lined Black
£107.06 £125.95
You Save 15%

NEW
APR
DCC
READY



Graham Farish 371-112
Class 31 BR
Blue 31173
£93.46 £109.95
You Save 15%

NEW
APR
DCC
READY



Graham Farish 372-138
Class 5 5190
LMS Plain Black
£110.46 £129.95
You Save 15%

NEW
APR
DCC
READY



Graham Farish 372-653
BR Standard Class 4MT 76079
BR Lined Black Early Emblem
£100.26 £117.95
You Save 15%

NEW
MAY
DCC
READY


OO GAUGE



Hornby R8150
Hornby 2015 Catalogue
£ 8.00

NEW
JAN

FREE UK DELIVERY



Bachmann 36-2014
Bachmann 2014/15
Catalogue
£ 7.50

FREE UK DELIVERY



Bachmann 31-364
Class 03 BR D2383
Green Wasp Stripes Weathered
£70.51 £82.95
You Save 15%

NEW
MAR
DCC
READY



Bachmann 31-365
Class 03 03170 BR Blue
Wasp Stripes and Air Tanks
Weathered
£70.51 £82.95
You Save 15%

NEW
MAR
DCC
READY



Bachmann 31-366
Class 03 D2016
BR Green
£65.41 £76.95
You Save 15%

NEW
MAR
DCC
READY



Bachmann 32-927
Class 150/1 2 Car DMU
150128 First Great Western
£127.46 £149.95
You Save 15%

NEW
JAN
DCC
READY



Bachmann 32-938
Class 150/2 2 Car DMU
150204 Northern Rail
£127.46 £149.95
You Save 15%

NEW
JAN
DCC
READY



Hornby R3261
Network Rail
Class 08 417
£91.99 £99.99
You Save 8%

NEW
FEB
DCC
READY



Hornby R3262
DCR Class 31
Class 08 417
£149.27 £162.25
You Save 8%

NEW
FEB
DCC
READY



Hornby R3269
BR Eastern Region HST
£193.19 £209.99
You Save 8%

NEW
MAR
DCC
READY



GIFT VOUCHER



MODEL RAILWAYS DIRECT

www.modelrailwaysdirect.co.uk

Unable to decide what to buy? Our Gift Vouchers provide the perfect answer; available in multiples of £5, they can be redeemed on-line or in-store. With over six and a half thousand products to choose from it makes the ideal present! Gift Vouchers for £25 and over are shipped free of charge with a complimentary gift card.



UK POSTAGE £3.99 FAST, SECURE DELIVERY

Next Day delivery £7.95. Highlands, Islands are subject to a surcharge for large items and parcels over 1.8kg. Some oversize items may have to be shipped by courier. Postage charges are per shipment.



Model Railways Direct Ltd

Retail Unit 2
Phoenix Way
Portishead
Bristol BS20 7GP

Tel 01275 774 224

sales@modelrailwaysdirect.co.uk

Opening Hours

10am - 5pm

Tuesday to Saturday

Closed Bank Holidays



Hornby R3271
BR Intercity Executive Livery
Original 1989
£193.19 £209.99
You Save 8%



Bachmann 35-076
Class E4 0-6-2 473
Southern Green
£84.96 £99.95
You Save 15%




Bachmann 37-478
I Plank Wagon
LMS Bauxite
£8.46 £9.95
You Save 15%



Hornby R4597
FGW
Night Riviera Sleeper
£26.21 £28.49
You Save 8%



Hornby R3220
Tyseley Connection
Pitchford Hall Train Pack
£183.99 £199.99
You Save 8%



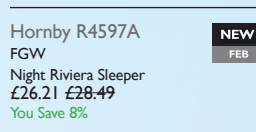
Hornby R3281
NRM Class 08
£34.16 £36.99
You Save 8%



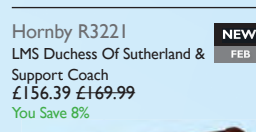
Bachmann 35-077
Class E4 0-6-2 32556
BR Black Early Emblem
£84.96 £99.95
You Save 15%



Bachmann 37-479
I Plank Wagon
BR Bauxite Late
£8.46 £9.95
You Save 15%



Hornby R4597A
FGW
Night Riviera Sleeper
£26.21 £28.49
You Save 8%



Hornby R3221
LMS Duchess Of Sutherland & Support Coach
£156.39 £169.99
You Save 8%



Bachmann 31-188
Jubilee 45565 Victoria BR Lined
Green Late Crest Weathered
£118.96 £139.95
You Save 15%



Hornby R3195
BR Green Duchess
City of Liverpool
£124.19 £134.99
You Save 8%



Bachmann 38-750
Long Tube Wagon
BR Grey
£21.21 £24.95
You Save 15%



Wagon Essentials WE046
Stone load for all styles of Hornby
PGA Wagons with Central Dividers
£1.75
Wagon not included



Wagon Essentials WE072
Lumped Coal load for all styles
of Bachmann open top HEA and HSA
£1.75
Wagon not included



Bachmann 31-635
Class 64xx 0-6-0 Pannier Tank
6407 GWR Green
£69.66 £81.95
You Save 15%



Hornby R3229
BR 2-6-0 British Monarch
4-6-0 Star Class
£124.19 £134.99
You Save 8%



Bachmann 38-751
Long Tube Wagon
BR Bauxite Early
£21.21 £24.95
You Save 15%



Wagon Essentials WE006A
Imitation load of ballast for all styles
of Bachmann MFA open wagons
£1.75
Wagon not included



Wagon Essentials WE003
Imitation load of coal for all styles
of Bachmann open top HEA and HSA
£1.75
Wagon not included



Bachmann 31-637
Class 64xx 0-6-0 Pannier
Tank 6400 BR Lined Green
Late Crest
£69.66 £81.95



Hornby R3241
BR Maroon Duchess
City Of Bradford
£130.41 £141.75
You Save 8%



Bachmann 38-752
Long Tube Wagon
BR Bauxite Late
£21.21 £24.95
You Save 15%



Wagon Essentials WE021
Lumped Coal load for all styles
of Bachmann MEA open wagons
£1.85
Wagon not included



Wagon Essentials WE008A
Imitation load of ballast for all
styles of Hornby Clam open wagons
£1.75
Wagon not included



Bachmann 35-075
Class E4 0-6-2 579
LBSC Umler
£84.96 £99.95
You Save 15%



Hornby R3286TTS
BR Class 40 Empress of
Canada with TTS Sound
£78.19 £84.99
You Save 8%



Hornby R4463B
BR Intercity Swallow
Mk2d Open Standard
£26.10 £28.49
You Save 8%



Wagon Essentials WE061A
Iron Ore load for all styles of Hornby
27T Iron Ore wagon
£1.75
Wagon not included



Wagon Essentials WE018
New Ballast loads for all styles
of Bachmann JJA Autoballaster
£1.85
Wagon not included



**EXPORTS
VAT
FREE**

FOR DELIVERIES OUTSIDE THE EU
WE WILL AUTOMATICALLY DEDUCT
VAT (20%) AND CALCULATE POSTAGE
CHARGES AT CHECKOUT.

Prices valid until 28th February 2015 and are valid for pre-orders made on or before this date, all items are subject to availability. All items are in stock or on order at time of producing advertisement, payment (except PayPal and cheques) will not be taken until items are dispatched. Prices shown include VAT at 20%. Errors excepted. Full terms and conditions shown on our website.



**LIVE
STOCK
INFO**

GARAGE SCENE

Detailing brings model scenes to life. **MIKE WILD** explains how this busy garage and builders yard was developed using readily available products and spares.

1 Harburn Hobbies long wooden planks (Cat No. FL101) and bricks (FL161) provide handy corner fillers. On close inspection you can also see a shovel and pick leaning against the bricks and a handsaw on top of the planks all sourced from our 'spares' box.

2 Harburn's wooden workshop (Cat No. FL187) is an ideal office for the small builders merchants which has set up alongside the garage. The roof has been repainted with Lifecolor roof grey (UA722) to remove the original silver finish from the building.

3 Bedding the ground in against the rear retaining wall are small clumps of Woodland Scenics light green fine leaf foliage (Cat No. F1132). These pieces are fixed in place with neat PVA glue and help disguise the joint between the ground and wall.

4 The man and barrow (Cat No. MSV24) are from Dart Castings' range of white metal figures. Supplied unpainted these are great signature items for detailing a scene.

5 Period posters add atmosphere and a sense of time to a model. These are from Trackside Signs.

6 Noch's garage figures set is a fantastic collection of people and details (Cat No. 15109). Equipment includes items such as a trolley jack, tyres, gas cylinders, fitters working, oil cans and more. Plus they are all pre-painted too.

7 As well as tyres in the Noch set we also raided a couple of Oxford Diecast road vehicles for their wheels and tyres. Included in the scene are two from a Land Rover and four from a Mini.

8 The main building in this scene is TMC's limited edition model of Scripps Garage (Cat No. 44-076Z) which was produced exclusively by Bachmann Scenecraft for the weathering specialist. Our version has had all the factory applied signs removed to reduce its recognisable appearance as the garage in Goathland. New signs have been added from the Sankey Scenics range.

9 The dog is from a set by Dart Castings (Cat No. A35) with its pose chosen to suit an animal at rest outside the garage. Like all Dart Castings products it was supplied unpainted in cast white metal.

10 The fitter with a wheel spanner has been posed next to the garage front. It is from the Noch garage figures set which also includes the toolbox in front of the fitter, mechanic's creeper and the oil can on top of the oil drum.





USEFUL LINKS

Gaugemaster (Noch products)	www.gaugemaster.com
Oxford Diecast	www.oxforddiecast.co.uk
Harburn Hobbies	www.harburnhobbies.co.uk
John Ayrey (Busch products)	www.ayrey.co.uk
Sankey Scenics	www.sankeyscenics.co.uk
Woodland Scenics	www.bachmann.co.uk
Dart Castings	www.dartcastings.co.uk
International Models	www.internationalmodels.net
The Model Centre	www.themodelcentre.com
Trackside Signs	www.tracksideesigns.co.uk

The builders yard is made up from Harburn Hobbies items together with Oxford Diecast road vehicles, a pallet loaded with sacks and a selection of handtools.

11 Discarded car parts are all part of a garage scene. Robbed from spare models a bumper and a Land Rover windscreen have been stacked against the side of the garage in the weeds.

12 The twin seat motor scooter is from the Dart Castings range (Cat No. L66). Most car garages in the 1960s attended to motorbikes as well.

13 At the rear of the garage we have added a small stores building using a Hornby lamp hut (R9783).

14 A stack of pallets, tyres and other detritus hides a Standard Vanguard which has been parked down the side of the garage. These items have been positioned so that the vehicle can be removed and changed.

15 Ground cover is made up of chinchilla dust for the main surface fixed in place with PVA glue, scratched with car tyres while still wet to create marks. Around the edges grass textures have been built up using MiniNatur 6.5mm autumn and winter static fibres to blend the ground to the walls and add more realism to the scene.



DON'T BE AFRAID OF DIGITAL

I READ WITH INTEREST HM90 and HM92 and readers' comments about Digital Command Control (DCC) sockets and the apparent complexity of the subject. Whilst I understand their points, I feel modellers who shy away from DCC operation are losing out on a real railway control experience. It is not as complicated as you think!

For example what's the difference between DCC sockets? I won't go into this in depth, but put simply there is not a lot of difference in basic terms except one has 6 pins, one has 8 pins and one has 21 pins. They all achieve the same result – control of the locomotive – and it is up to you as to which you use depending upon what socket a particular model has.

For example I am now in my 80th year and not afraid to embrace DCC. I decided to build my seventh layout recently and the criteria I set out for this new layout was that it had to be a single man operation and controlled from one seated position and able to control up to three locomotives at a time. My research found in favour of DCC operation.

To start wiring the layout was straightforward – just two bus wires under the layout base to the controller with track feeds at intervals to the bus wires. The control unit of choice was the Gaugemaster Prodigy Wireless.

This layout is now complete and fully DCC controlled, using Peco code 100 track with live frog points and continuity to the

frog controlled by Hexagon Frog Juicers wired to the frogs which gives seamless smooth running through the point.

Whilst analogue systems have stood the test of time, and suit larger and club layouts with several operators, for single operator control, in my opinion, DCC is much easier to control and gives you the full railway control experience.

At the moment the price of DCC is slowly coming down, and with Hornby now introducing Twin Track Sound into its locomotive range for both steam and diesel locomotives priced under £100 brings more realism to your layout at minimum cost.

Try DCC, you will enjoy the experience.

Mal Guthrie, by e-mail.

The end of the 'Bournemouth Belle'

I was very interested in the informative feature on Pullmans in HM91. The photographs show the 'Bournemouth Belle' when it was turned over to diesel haulage. The last official day of steam haulage for this train was in January 1967 from then until July 9 1967 it was rostered for Brush Type 4 (Class 47) although steam still made an appearance when the '47' failed or Nine Elms found a way to roster a Bulleid 'Pacific'.

Roger Lunn, Portsmouth.



Tim inspired me to weather

After much deliberation, and spurred on by the many articles from Tim Shackleton in *Hornby Magazine*, I've taken the weathering 'plunge'. Going back through past issues I was particularly inspired by the articles in the November and December 2012 editions which rekindled many memories of long rakes of empty and loaded work weary ex-private owner wagons being swapped over at Newdigate Exchange sidings by equally weary, wheezing 'Super Ds'.

One of the features that really stood out to me was the coal load and Tim's comments about the different types of coal in different wagons, an aspect that I particularly remember. My first ex-private owner

weathering attempt is nearing completion and to finish it off I'd like to run it loaded. The coal load in the photo is a very good representation of what I recall and I would like to try to create a similar effect for my wagons, so I would be very grateful if you could tell me what Tim used to create the coal load.

David Atkins, by e-mail.

Hi David, Tim uses real coal dust from the bottom of his coal scuttle or crushed lumps. It can then be sieved into different grades. Great to hear you are working on weathering projects too – we're all hooked on the subject here in the Hornby Magazine office! – Ed.

HEADCODE OMISSIONS DETRACT FROM THE SPECTACLE

I am a regular reader of your magazine and enjoy your constructional articles as I am currently building a loft layout featuring Okehampton and Dorchester South! I have noticed on many occasions that a lot of feature layouts are sadly lacking in locomotive headcodes, whether disc as per Southern Region practice or lamps for other regions. As a steam engineman myself I feel that when this very important part of running trains is missing it detracts from the finish of these usually amazingly detailed and impressive layouts. Maybe an article on headcodes and where you can get lamps from would help?

Henry Mowforth, Kent.

Where did the 'Garratt' sounds come from

Having read the interesting article about fitting DCC sound in a Hattori's Beyer Garratt locomotive, I do wonder if the sound is a true representation of one of these giants working hard against the collar.

Where did the sound file come from? The last Garratt was withdrawn in March 1958 and I can vividly remember in the late 1940s seeing one stopped at St Albans South down home signal with 80 empties in tow. When it got away the column of exhaust smoke and steam went approximately 200ft in the air and as it reached the entrance to the station the engine was roaring – there weren't any distinct puffs!

Although you mention about the difference in wheel diameters through wear and the occasional slipping causing desynchronisation

of the exhaust, one thing you had not mentioned was the length of the exhaust steam pipes from the cylinders to the blastpipes, which I suspect was responsible for the roar. Each exhaust puff was catching up the previous one before it reached the blastpipe.

Geoff Dore, Orpington.

Hi Geoff, the sounds for the LMS Garratt decoder produced by Paul Chetter were based on suitable recordings of existing Midland locomotives which were then blended together to create the final result. Unfortunately in the case of the Garratt, as you state, none have been preserved where as under all previous circumstances Paul's sound recordings have been taken from real locomotives to create the decoder sound files – Ed.

Some shunters for Shortley Bridge

IT WAS WONDERFUL to see so much coverage of the North Eastern Region in the latest *Hornby Magazine Yearbook*, based on your latest layout Shortley Bridge and the emphasis on freight operations.

Given the motive power links with Darlington Shed, I wondered if you had also considered the inclusion of smaller shunting locomotives, such as the 'J72' 0-6-0T or a 'J94' 0-6-0ST? A Sentinel 'Y1'/'Y3' vertical boilered locomotive might also be equally at home on the layout, as one could regularly be seen at Leyburn, a sub shed of Northallerton Shed (51J),

working with milk tank wagons bound for the Northallerton dairy, which was established with the help of the North Eastern Railway in the early 1900s.

In regards to branch line traffic, I note the inclusion of various 'visiting' locomotives in recognition of their appeal, but it is also indicative of the current paucity of North Eastern locomotives in the ready-to-run market, and a Worsdell 'G5' 0-4-4T, 'J21' 0-6-0 or 'J27' 0-6-0 would equally lend appropriate support to the forthcoming DJM Raven 0-8-0 for North Eastern Region supporters.

Mike Leonard, York.



Quick notes...

■ Train crews in cabs can still look acceptable on shed depending on their pose - even shovelling coal on it will look fine but a driver doesn't need to concentrate on the road ahead in such a scene. Passengers look good too - unless your stock runs empty to shed like on my layout, slowly edging through the carriage washer? That would be a surprise for them!

**Dennis Rapley,
Freshwater, Isle of Wight**

■ Welcome as Hornby's reliveried Eurostar is, how much better still to be able to look forward to it being accompanied by an additional pair of intermediate coaches so that it no longer runs at the same length as a six-car Class 395? Many years ago they appeared in a price list but never in the shops.

Rog Laker, by e-mail.

Engines, not transmissions...


HURT THE HYDRAULICS

I am writing a response to the 'War of the Diesels' article in HM89. I am the publicity officer and a working member for the Western Locomotive Association based on the Severn Valley Railway.

With my experience working on the 'Westerns' I think that the use of hydraulic transmissions should have been further developed within BR.

The 'Westerns', 'Warships' and 'Hymeks' made a big impact on the Western Region when they were first introduced, showing their immense haulage power which is all down to their hydraulic transmissions. The 'Westerns' were the most powerful of the classes - being twin engined, they have twice the pulling power of a 'Castle' steam locomotive so over the Cornish banks there was no need for banking assistance.

The hydraulic transmissions were not the downfall for



the 'Westerns' though - it was down to the high maintenance Maybach MD655 engines. I believe that the locomotives would have been more successful if more time had been spent developing the knowledge on how to maintain the MD655.

This is clearly shown in Germany with the V200s, where the same transmissions were kept but the locomotives were fitted with modernised diesel engines. I feel that this is the direction BR should have taken with the Class 52s.

Jack Walker, by e-mail.

Croydon North Street

London's bustling commuter network was rarely more colourful than in the days of Network SouthEast.

PETER SHARPS set out to recreate a small slice of it in 'OO' on a layout just 18 inches wide.

PHOTOGRAPHY, MIKE WILD.

WELCOME to Croydon North Street' proclaims the running-in board as the train arrives into Platform 2. Quite

why, nobody's sure. No-one's arriving here on holiday and there is certainly no excitement. Those arriving in the morning will be spending the day at work in one of the many high rise offices or shopping centres and those arriving in the evening are just keen to get home after a hard day at work in the city. Perhaps the only ones with a smile on their face are those arriving just after the morning peak to spend cash in one of Croydon's many retail areas.

Croydon North Street is my first attempt at a 'proper' model railway after quite a break from the hobby. Previous attempts have included 'N' gauge on a flush door using sectional track – valuable knowledge »



STATISTICS

Owner:	Peter Sharps
Scale:	'OO'
Length:	12ft
Width:	18in
Track:	Peco code 75
Control:	DCC, NCE PowerCab
Period:	BR Southern Region, 1980s-1990s

Right: The car park is relatively quiet as a 2-EPB stands in the platform, compressors running, awaiting departure time.

Below: Pullman liveried Class 73 73101 The Royal Alex leads a short parcels working into Croydon North Street.





In the depot a 'Jaffa Cake' liveried MLV stands alongside a 2-EPB.



was gained with wiring, scenics and so on until I felt confident enough to try and make something a little more realistic. I also threw myself into the deep end by committing to Digital Command Control (DCC) with the NCE PowerCab system. Layout electrics have long been a mystery to me and I naively believed that DCC was literally just two wires to the track. A

quick peek under the baseboards reveals that I couldn't have been more wrong! I am pleased to have made the move though.

North Street is entirely fictional, but as with most fictional model railways, there is a grain of truth in there somewhere! In the 1860s, a short branch from the main Brighton line at East Croydon was opened by the London Brighton & South Coast Railway

to Central Croydon station in an attempt to bring passengers closer to Croydon's growing high street, market and shopping areas. Underused, this station lasted barely three years before being mothballed. It reopened a few years later but lasted only another four years before disappearing for good. Croydon was growing so fast that the shops and offices were now spreading towards West Croydon and East Croydon stations. With better London connections at the other Croydon stations, Central Croydon station just could not compete.

North Street assumes that Central Croydon station survived to the present day. There had been a plan to extend the line, curving around to meet up with the West Croydon to Sutton line. Had this been built, it would have provided a handy diversionary route and the line may actually have survived. Beyond the platform on the layout, the line does continue, but only as a lightly used freight only stub reaching just as far as the industrial estates of the Purley Way, the site of the old Croydon Airport. I chose to model it in the 1980s when Chris Green's Network SouthEast was painting everything in red, white and blue and bringing a much needed splash of colour to the hitherto blue railway.



The mainstay of passenger services are BR 2-EPB units. Network SouthEast 6225 draws to halt in platform 2.





A busy moment at North Street with a pair of EPB units occupying the platforms and a Class 33/0 at the head of an engineers' train.



BUILDING THE LAYOUT

The layout measures 12ft x 18in on two identical 6ft long baseboards. 12mm plywood has been used to create a box section frame and the top is the best quality 9mm plywood I could find.

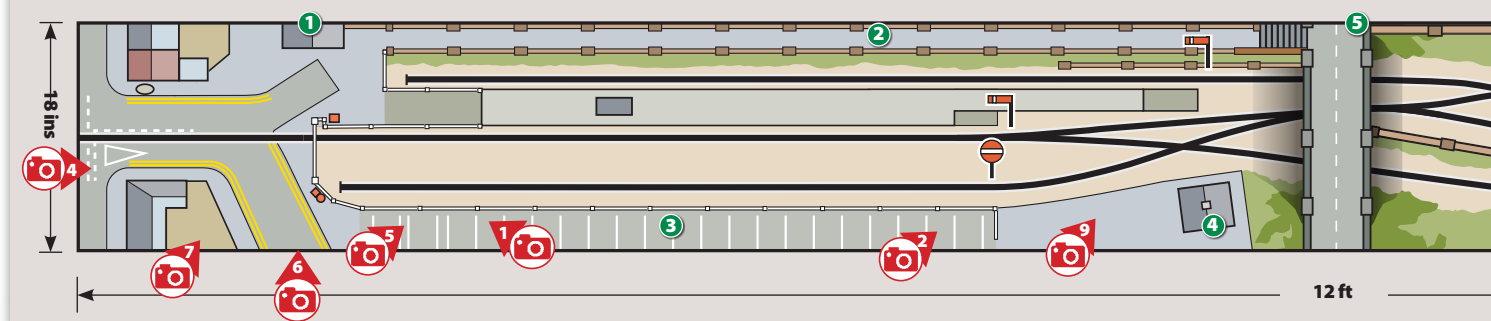
As there is obviously no high speed main line running on a branch line terminus, I didn't see the need for a visible ballast shoulder, so 4mm cork tiles were laid over both boards rather than cutting cork strip to fit just under the track. At the moment the main scenic board sits on height adjustable trestles and the fiddle yard board simply piggybacks off this and has its own set of legs at just one end.

At the baseboard ends, the plywood has been beefed up with some 19mm softwood and the boards are aligned with brass dowels before being clamped securely with coach bolts and wing nuts. As a relative beginner, previous layouts have relied on little more than luck when I've tried to join one board to another, so this time I decided to do things properly and the rail is soldered to copper-clad strip.

Track is Peco Code 75 throughout after deciding with some trepidation to use live frog points and crossings. There is one short diamond crossing on the layout and I had read that there could be issues with locomotives stalling on a dead frog crossing when using DCC. Layout wiring is far from my strong point and I admit to being nervous when it came to switching polarity. After a little head-scratching, I decided for an easy life to install a couple of Tam Valley Hex Frog Juicers under the layout to take care of frog polarity automatically. I'm delighted to say that they work perfectly and I wouldn't hesitate to use them on a future project.

Points are controlled by Peco solenoid point motors hidden under the baseboard »

CROYDON NORTH STREET TRACK DIAGRAM (Not to scale)

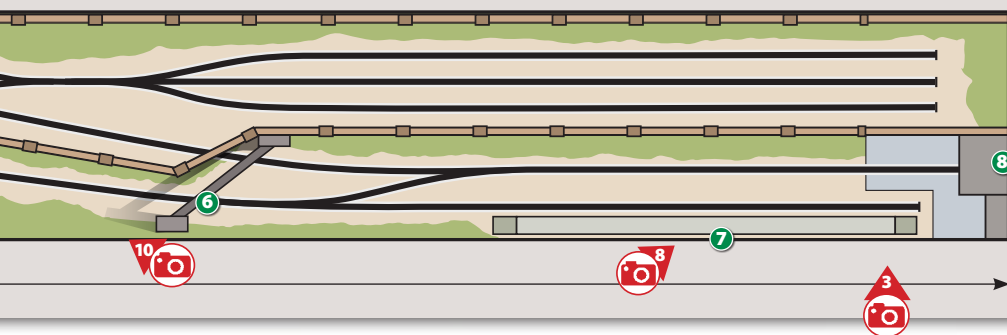


6 Croydon North Street is a hive of activity for local businesses.

7 The station building has been scratchbuilt. The Network SouthEast era is in full flow at North Street with details such as station signs, monitors and clock all in evidence.



Croydon North Street covers an area 12ft x 18in and is built on two 6ft long baseboards.



KEY

- 1 Low relief station building
- 2 Pedestrian walkway
- 3 Station car park
- 4 Shunters mess room
- 5 Road bridge/baseboard join
- 6 Pipe bridge
- 7 Carriage servicing platform
- 8 Low relief depot



Below: A Britannia Pacific Models track machine stables on the depot road in the company of a Class 03 diesel shunter.



except in the fiddle yard where, for convenience, I've surface mounted them using adapter plates. Points are controlled by simple little mimic panels and the whole layout is designed to be operated from the front. All of the point motor and associated switch wiring together with multiple droppers running up to all sections of track from the DCC bus, makes the underside of the layout look a little wiring intensive but everything seems to work well and I can't ask for more than that. Slow running (essential on an end to end layout) appears greatly improved and constant lighting is a nice bonus, as well as not having to worry about isolating sections. DCC sound may feature in the future.

With all track laid, wired and thoroughly tested, thoughts turned to making it look like a model railway rather than a carpentry project and so work began on the scenic side.

I haven't bothered to brush paint the rail sides, instead spraying everything with Humbrol 29 Dark Brown for a universal grimy look. The track was then ballasted with Woodland Scenics fine ballast and the traditional PVA and water mix with a drop of washing up liquid used to secure everything in place. Once dry, another light dusting of Humbrol 29 followed and weathering powders were then used to highlight certain areas.

I sometimes think I go a little over the top when weathering track but unless a section in real life has recently been relaid, everything usually appears filthy, not least from the build-up of brake dust. Third-rail was then installed using Peco chairs and

code 60 bullhead rail. The code 60 rail was chemically blackened before being fixed in place. From memory and photographic evidence, third rails have an almost oily black look and certainly never appear shiny!

SETTING THE SCENE

To those that know Croydon, or indeed any urban location, obviously green fields and rolling hills are less likely than grubby brickwork and retaining walls. I've always liked the look of Wills brick sheets and together with their retaining wall and bridge abutment kits, these were used almost exclusively on North Street.

The first proper scenic job was to build the road overbridge to disguise the join between the two baseboards and to hide the exit to the fiddle yard. With clearances tested, the road surface was added which is a sheet of 3mm MDF. This was given several coats of grey primer and then lightly »



A Class 09 shunts an empty steel wagon as an MLV rumbles into the main platform.



weathered with Humbrol weathering powders. The road markings are a set of cut vinyl graphics. I'd never used these before, but they were a joy to work with albeit a little shiny once applied. Another light weathering soon cured that problem. A few lamp posts and the odd road sign or two finished the bridge. The bus stop is from the excellent EFE range.

As I was limited to a baseboard width of just 18in, I didn't really have the space required for a row of low relief terraced houses along the backscene, so I decided to make do with a pedestrian walkway leading from the road bridge down to the station. The gentle slope of this walkway was formed from leftover Knaufboard foam insulation sheets. A fine gravel surface was used for the walkway and with little room for anything else, a motley selection of back garden fences and walls, some with garden gates, were glued direct to the backscene.

The station platform came next. Now in reality, a location like Croydon which is only around eight or nine miles from London would be able to handle more than a two coach train (I would say at least eight), but with limited layout length, I decided that as long as the platform could comfortably hold a 2-EPB Electric Multiple Unit (EMU), that would have to do.

The platform was built using Peco concrete platform edging and household filler mixed with a little grey paint was spread evenly between the edging to represent a tarmac surface. When dry, this was lightly sanded and coloured. I've used masking tape and various different shades of grey paint to represent various repairs and patches to the platform surface. Then it struck me, I had just enough room to extend one side of the island platform to allow a four car EMU to use Platform 1 (it is a very tight fit, though). The platform extension was made from nothing more than scrap plastic

sheet using, of all things, Lego to form the platform supports. A surprising choice, but when painted to look like concrete and weathered, it seems to work well!

At the far left-hand end of the layout, the lightly used freight only line disappears across Croydon High Street and the road around this track was built up from plastic sheet sprayed grey and weathered. The pavements were formed from styrene square section strip infilled with more household filler to represent tarmac. I had planned to make the pavements from York Stone sheets but I did quite like the way the platform had turned out.

BUILDINGS FROM SCRATCH

Prior to beginning North Street, I'd never scratchbuilt a thing and the low relief station building was intended to be modified from a Scalescenes download. In the end, I used the dimensions from the Scalescenes kit and built the structure from plastic sheet, brickpaper and various odds and ends from the bits box. If you look carefully through the door, you can just make out a representation of the ticket counter inside. In the past, I've exclusively used ready painted resin structures, but maybe I now have the confidence to build the odd small structure from scratch. Station signs and posters are again printed from a Scalescenes download. Little details like the ticket machines, station monitors and car park pay stations are from the Bachmann Scenecraft range.

The three shops lining what little of the High Street is visible are all from the Hornby Skaledale range. Unusually, it's the backs of these buildings which are most visible, so I've made a little effort to detail the back yards. The back of the corner shop is part way through a repaint, for example. I always think it's nice to add a personal touch to a building that's fresh out of the box, even if it's just a little weathering. Station and car



Class 33/1 33108 propels its set of TTA tanks back into the station after running round at the depot.



park fencing is courtesy of Ratio and I think the gate that crosses the freight only line came from a kit for an occupation crossing.

With work progressing on the main scenic board, it was painfully obvious that I hadn't done a thing to the small scenic portion of the fiddle yard board. I decided early on that a small run-round loop would be handy for short ballast trains arriving at North Street and the only way I could achieve this in the space available was for the arriving locomotive to propel the train back onto the scenic section of the fiddle yard and then run round by disappearing back under the road bridge and reappearing mid-way along the fiddle yard board.

This proved a difficult scenic break to disguise and the pipe bridge is there simply to help draw the eye away from the track that appears at an oblique angle through the backscene. Finishing off this small scenic section (just six inches wide) is a carriage servicing platform that can just hold a 2-EPB and a concrete locomotive hardstanding in front of a low relief depot entrance, again scratchbuilt with left over Wills sheets.

This was a relatively quick layout to build, work beginning back in September 2014. My


main desire was to use this layout to get to grips with DCC and to practice track laying and various different scenic techniques. I have learnt an awful lot during construction and made plenty of mistakes along the way.

DEVELOPMENTS

Would I do things differently next time? Of course I would. For example, I would love to experiment with static grass rather than simply using the old tried and tested PVA and scatter method. If starting the layout again, I would almost certainly include working street and station lamps as I think that always adds an extra dimension to a layout.

Croydon North Street still needs a little extra clutter here and there and I'm woefully short of rolling stock, owning just a pair of Bachmann 2-EPBs and a Heljan Class 33 in 'Dutch' livery together with a few ballast wagons. A Hornby 4-VEP is

almost guaranteed as a future purchase and I'm eagerly awaiting the new Class 73 from Dapol. I have borrowed an old Lima Class 73 but it would need to be re-wheeled as the overscale wheel flanges bounce over the Peco Code 75 chairs making for a somewhat comical sight!

What next for Croydon North Street? Well it needs more variety of stock and one major plan for the future is to construct a lighting rig and associated fascias. Although portable, even if this layout never leaves home, I'd still like it to be presented neatly. We're planning to move home later this year once we've finished renovating the old Victorian house we currently live in, but thankfully the layout fits neatly in the back of my small van. At just 12ft long, I should be able to find room for it in a spare room. I am actually itching to begin a new project, maybe in 'N' gauge this time, but my wife would clearly prefer that I got on with some decorating... 





visit our
NEW!
website

Re-creating History...

DCC Chip Fitting Service
TMC now offer a comprehensive chip fitting service for N & OO Gauge. For non DCC ready & DCC ready models

Don't forget you can bring or send us your standard models to be expertly customised.

We can rename and renumber (including crest and shed code changes), as well as weather your models to a degree of your liking.

We can fit both regular DCC as well as DCC sound (using high quality speakers).

To really bring your models to life we can fit cab crews, lamps, screw link couplings, real coal, parts pack and even cab tarpaulin.

N GAUGE



371-165 Graham Farish, Class 37/4 37407 'Loch Long' BR Blue, large logo, weathered by TMC
RRP - £129.95 (You save £15.45)
TMC Selling Price £114.50



372-182 Graham Farish, 46235 'City of Birmingham' BR Green, weathered by TMC
RRP - £174.95 (You save £22.45)
TMC Selling Price £152.50



372-183 Graham Farish, 46240 'City of Coventry' BR Crimson, weathered by TMC
RRP - £174.95 (You save £22.45)
TMC Selling Price £152.50



371-167 Graham Farish, Class 37/5 37514 Railfreight Metal Sector weathered by TMC
RRP - £129.95 (You save £15.45)
TMC Selling Price £114.50



371-285 Graham Farish, Class 55 D9007 'Pinza' BR Green, weathered by TMC
RRP - £134.95 (You save £16.50)
TMC Selling Price £118.45



371-286 G Farish, Class 55 D9002 'The Kings Own Yorkshire Light Infantry' weathered by TMC
RRP - £134.95 (You save £16.50)
TMC Selling Price £118.45



371-466Z Graham Farish, Class 37/0 37027 'Loch Eil' faded and weathered by TMC
RRP - £134.99 (You save £20.00)
TMC Selling Price £114.99



372-137K Graham Farish, Black 5 No. 45157 'Glasgow Highlander' weathered by TMC
RRP - £132.50 (You save £16.00)
TMC Selling Price £116.50



372-181 Graham Farish, 46229 'Duchess of Hamilton' weathered by TMC
RRP - £174.95 (You save £22.45)
TMC Selling Price £152.50



372-425 Graham Farish, WD Austerity 90732 'Vulcan' real coal & weathered by TMC
RRP - £169.70 (You save £24.75)
TMC Selling Price £144.95



372-800A G Farish, Class A1 60163 'Tornado' nameplates fitted & weathered by TMC
RRP - £182.35 (You save £23.85)
TMC Selling Price £158.50



372-481 Graham Farish, Jubilee Class 45572 'Eire' nameplates fitted & enhanced weathering by TMC
RRP - £174.95 (You save £26.00)
TMC Selling Price £148.95



www.themodelcentre.com

CONTACT US

E: websales@tmc-direct.com
T: 01947 896040

OPENING HOURS

Monday - Friday: 8am - 5pm
Saturday: 8am - 4pm
Sunday: By Appointment

VISIT US

The Model Centre,
Hill Farm,
Beck Hole,
Goathland,
Nr Whitby,
North Yorks
YO22 5LF

STAY WITH US

HILL FARM
HOLIDAY COTTAGES

BECK HOLE GOATHLAND
WHITBY YO22 5LF

Tel: 01947 896421

www.hillfarmholidaycottages.co.uk

Please make cheques payable to:
'The Model Centre'

ALL GOODS IN STOCK OR ON ORDER AT TIME OF GOING TO PRESS, PRICES MAY BE SUBJECT TO CHANGE WITHOUT NOTICE. E & OE.

*TMC Price Match Promise. TMC match all major model retailers prices wherever possible subject to availability & our own T&Cs. Pre-Orders subject to price ruling at date of despatch.

Now Accepting **PayPal**

Model Shop

TMC
Custom Finish



come & visit our
NEW!
SHOWROOM

...with Every Model

Buy pristine or ready weathered models from stock, or pre-order new releases at competitive prices.

We stock the full Woodland Scenics range, as well as Metcalfe, Oxford Diecast, Peco, Ratio, Wills, Gaugemaster, Humbrol, Noch, LHL Loveless, Slater's Plastikard, Evergreen, First Gear and Exclusive First Editions.

Our **TMC Price Match*** ensures you the best possible quality & value. For regular updates, more information & *Custom Finish* prices, see our **NEW** website.

OO/HO GAUGE



R3019 Hornby, Grange Class 'Paviland Grange'
heavily weathered & enhanced by TMC
RRP - £158.75 (You save £14.76)
TMC Selling Price £143.99



32-859 Bachmann, BR Standard Class 9F
92233 real coal, weathered by TMC
RRP - £205.90 (You save £15.91)
TMC Selling Price £189.99



R3290 Hornby,
BR 2-HAL (BR Green), weathered by TMC
RRP - £160.45 (You save £14.95)
TMC Selling Price £145.50



31-086 Bachmann 3200 Earl Class 9017,
preserved, real coal & weathered by TMC
RRP - £163.55 (You save £18.60)
TMC Selling Price £144.95



90065 Bachmann, WD, real coal, parts crew,
expertly weathered & renumbered by TMC
RRP - £214.90 (You save £19.91)
TMC Selling Price £194.99



31-465 Bachmann, C Class 31579, black,
real coal, parts pack & weathered by TMC
RRP - £167.95 (You save £17.00)
TMC Selling Price £150.95



R3243A Hornby, BR (late) Class K, real coal
& weathered by TMC
RRP - £164.99 (You save £10.04)
TMC Selling Price £154.95



39-777 Bachmann, LMS 50ft Inspection Saloon,
BR Blue & Grey, weathered by TMC
RRP - £79.96 (You save £9.01)
TMC Selling Price £70.95



R3114A Hornby, BR (late) B1 61267,
weathered by TMC
RRP - £159.99 (You save £14.74)
TMC Selling Price £145.25



31-319 Bachmann, Robinson J11 64311,
real coal & weathered by TMC
RRP - £124.95 (You save £13.45)
TMC Selling Price £111.50



31-628 DC Bachmann, 3F 43620 (DCC Fitted),
parts pack, real coal & weathered by TMC
RRP - £179.95 (You save £18.00)
TMC Selling Price £161.95



R3280 Hornby, Railroad LNER Class A4
'Golden Shuttle' weathered by TMC
RRP - £106.99 (You save £11.00)
TMC Selling Price £95.99



NEW!

37-235Z

Bachmann OO/HO scale, six pack, 16T steel mineral
wagons, BR grey, factory weathered. TMC Limited Edition. Era 4/5.

All wagons have different running numbers: B100605, B562301, B103891,
B130741, B137671 & B84118. Two wagons have split spoke wheels and four
have 3 hole disc wheels. Each wagon has welded construction end door and top flap.

£74.99 (+p&p)



Next day delivery on 'in stock'
items, for the flat rate of £4.95
up to 5kg. Highlands and islands
are subject to surcharge and will
be sent via Royal Mail.



Wheal Annah



In the conclusion of his 'N' gauge shunting layout, **NIGEL BURKIN** reveals how to make a layout ready for the exhibition circuit.

COLLECTING PACKETS of small detailing parts is great fun to do. Hours and hours can be spent looking over trade stands at shows to find white metal, resin and brass details which will add to the character of a layout. Even a small layout can swallow several hundred pounds of detailing parts with ease and it is easy to get carried away.

One thing I was keen to avoid with Wheal Annah was the 'detailing trap' by over indulging or adding just too much to a scene; a phenomenon described by Lance Mindheim, a well-known modeller in North America respected for his carefully detailed models of industrial branch lines in the Miami area.

So how to avoid the 'detailing trap'? Use reference photographs of the area you are modelling to get a feel for the required level of detail and stick to it. Scratchbuild if you have to and avoid one of everything from detailing part catalogues, as good as they are.

I turned to my reference photographs and books once again to see how much (or little) clutter I would have to add to the layout to reasonably portray china clay country. It is surprisingly sparse country with little

industrial debris around the works buildings. My personal visits to Cornwall over the years have shown that there are few vehicles and even fewer people wandering about on a day to day basis in areas such as this. In essence, it is a relatively remote rural area with open spaces and a great deal of vegetation. The local roads are narrow and not fit for heavy vehicular traffic – hence the dominance of the railway and pipelines over road haulage.

Apart from a vehicle or two and a couple of figures, I completed most of the detailing of Wheal Annah very simply, if slowly. Railway features were built using brass strip and rod; styrene card and strip material together with anything else I could find in the railway room. Few actual commercial details were employed because they were either unsuitable for the area or too heavy in appearance. Building my own lamp posts and making wire and post fencing made this phase of the project very time consuming indeed!

THE CAMERA NEVER LIES

Taking pictures was an intrinsic part of building the layout, not only for publication but also as a record of the project. It is a valuable



D6318 propels wagons for loading down the works branch. I need a suitable figure or two to represent ground staff working the manual level crossing gates.

modelling tool because it picks out detail that the eye misses. Several areas of the layout had perspective issues which had to be resolved before continuing with the project. For example, the lane running towards the left side panel of the backscene appeared to come to an abrupt end. From most viewing angles, it was not noticeable, but the camera revealed how unsatisfactory it was. That area of the layout was remodelled to improve the perspective.

Another poor area of perspective I picked up is the manner in which the tracks lead off the left side of the layout through the side panel. They disappear through a hole in the panel which is currently poorly disguised. One small 'scenic break' was added – a slurry pipeline on concrete supports which partly disguises the exit from the scenic area of the layout. Further examination of the photographs taken for this article shows that the effect can be further mitigated by partially repainting the side panel backscene to lessen the impact of the hillsides and doing more finishing to the inside

For its small size, Wheal Annah packs a lot of operational interest and can legitimately host a variety of locomotive classes including Class 52 'Westerns'. The train reporting codes need to be changed from those representing express passenger trains to something more suitable.



SEE IT AT...
 > MODEL RAIL SCOTLAND, GLASGOW
 FEBRUARY 20-22 2015

edge of the opening in the side panel itself.

Digital photography picks out other visual inconsistencies such as unsightly gaps between buildings and the ground, misaligned brick courses in buildings, stray static grass fibres, lamp posts and telegraph poles standing at strange angles and broken details. Dust and fingerprints in backscene painting suddenly leap out at you when viewed on a computer screen. Hitherto undetected shiny areas (shiny fencing wire has been noted!) needing treating with a matting agent - matte medium or varnish - provide a further example of the value of using digital photography as a modelling tool.

EVERYDAY FEATURES

Fencing is a very ordinary everyday feature which actually adds dramatically to the appearance of a layout simply because it is such a common feature. The railways are characterised by miles of fencing of various types and that can take many hours of work to complete satisfactorily. It's worth the time

and effort to make your fencing look as neat as you can - spend more time on good fencing rather than special features - it will have more impact. There are three types of fencing on Wheal Annah - spear fencing along the platform, wire and concrete post fencing on the lineside and a line of industrial railings on one of the clay works buildings.

I used Ratio Great Western Railway fencing at the rear of the platform - a delicate product in 'N' gauge which took some time to install. I carefully marked in the post holes with pencil, drilled through the platform top with a 0.6mm drill and fitted the fencing with tiny quantities of superglue. Care was taken to fit it completely upright and as straight as possible. Once set, the fencing was painted dirty black acrylic paint from the Railmatch range. There is the option of adding a little rusting at a later date.

Lineside fencing was built up the hard and time consuming way - although it can take hours, try to enjoy the process and take your time. Several lengths of 30 thou square

styrene strip (Evergreen) was painted a suitable concrete colour, again using acrylic paint for speed, and left to dry for a day before being painstakingly drilled through with a 0.4mm drill in three places - at the top of what will become the fence post and at 3mm spacing from the top before being cut into 15mm lengths. The top of the post was profiled with a curved top. Once sufficient posts had been manufactured, 0.3mm nickel silver wire was threaded through and the posts planted in the desired location. Holes of 0.6mm were drilled into the baseboard, taking care not to spread drill debris onto surrounding scenery and the fencing fitted - a fiddly job to get it straight and upright. Photography will soon show if it has been successful! The posts are blended into the scenery using grass tufts and the tops touched in with concrete coloured paint.

STATION FITTINGS

The station is to be finished as one that has just been closed to passengers and still

Test running is an important part of preparing a layout for its exhibition debut. The short branch has been enhanced with 2mm static grass to further distress its appearance; a feature which has to be compatible with smooth running of locomotives and rolling stock.



retains the main fittings and features, but is slowly being overgrown and showing signs of neglect. The local civil engineers are more than likely to use it as a convenient loading bank. The difficulty is retaining a neat finish to the layout, yet make parts of the railway appear weed infested and neglected as such a branch line would appear in the 1970s.

I chose not to use commercial models of lamp posts but soldered up some old style lamp posts which I observed in a 1970s photograph of Roche station. They consisted of concrete posts and metal fittings. I soldered them up using a mix of 0.45mm wire, 0.3mm wire and square brass rod. A scrap of styrene was used to make the light fittings.

Roche also provided the inspiration for a simple station shelter – the best features of which actually face away from the viewing side of the layout! It was built up using offcuts of styrene sheet and strip – leftovers from various 4mm scale projects!

LEVEL CROSSING

Rosemellyn crossing located on the now lifted Carbis Wharf branch is the inspiration for my gated level crossing scene. The gates were measured from photographs using known dimensions as a guide – they are surprisingly large details. Constructed from 1mm square section brass rod they are a little on the chunky side for 'N' gauge because I needed a good degree of durability so they could be made operational. Purely cosmetic

gates could be constructed from finer section styrene but at the cost of strength.

The gate posts are simple pieces of styrene strip, cut to length and shaped at the top. Each post was fitted to a mounting spigot of 0.45mm brass wire mounted in the baseboard top. As small details are added to the layout, they have to be blended in with the existing scenery. A batch of static grass clumps and tufts was prepared ready for the task of hiding mounting holes and to conceal glue spots and other evidence of detailing. The same tufts were used to enhance works buildings by adding grasses to the rain gutter and to help conceal unsightly gaps between the ground and features such as fencing and structures.

PREPARING FOR THE SHOW

The layout was built for exhibiting and with that comes the need to make it presentable for display to the public – something I take seriously. The fascia was rubbed down with fine sandpaper and painted a neutral beige colour so not to detract from the layout itself. Several coats of tough household acrylic paint were applied with some rubbing down with sandpaper between coats to remove rough edges and achieve a neat finish. The same paint was used to coat other visible panels to give the layout a neat appearance.


A lightbox was constructed from plywood and square planed timber which was cut to span the length of the layout. Side pieces were added to complete the box which was

glued and screwed together for strength. The box was rubbed down thoroughly to remove rough edges before being painted blue on the exterior and white on the interior to reflect the light. Ordinarily, it will be permanently fixed to the layout with two screws making the box easy to remove when work has to be undertaken to scenery, track or the buildings.

A single under cupboard strip light fitted with a cool white tube is all that is needed to illuminate the layout in the dimmest exhibition hall and with minimal shadows. The combination of back and side panels and lighting box frames the scenic part of the layout and adds to its presentation.

In keeping with the low cost of the layout project, I decided to reuse two trestles from an older project which were extended by five inches to improve the viewing height of the layout – always something of a compromise with layout design. Height was influenced by the position of the lighting box, the height of the bar stool I take to shows and the height that provides the best view of the layout for exhibition visitors. It won't suit everyone, but a decision has to be made at some point!

A drape of black cloth completes the presentation of the layout and this is attached to the lower edge of the fascia to allow access to the turnout controls. The drape conceals mains wiring, stock boxes stored under the layout and the trestles themselves. There are various ways of attaching drapes to the layout – I use the simplest method imaginable – drawing pins!



A plan view of Wheal Annah showing the position of works buildings and the track layout.

THE NEXT STEPS

A layout is never finished until the day you scrap it or sell it. Detailing can go on for years as better materials, products and techniques emerge. To complete Wheal Annah beyond what you see today, I need to find a 1970s fork lift truck or two, make up some pallets and locate a couple of other road vehicles either in kit form or as ready to use products. As I study the layout, I am increasingly conscious of some shortcomings which will need more attention – some of which are easy to remedy – I must make a list! The dry stone wall can be enhanced with better colouring and more bushes and shrubs added. There's a lot more wire and post fencing to add to the model together with weathering of the lane surface and structures.

My objective was to bring the layout up to a good consistent standard by the end of 2014 with scope to upgrade and improve detail over the next couple of years. As it stands, it is ready to make its exhibition debut which will take place at Model Rail Scotland at the SECC in Glasgow on February 20-22 as part of the *Hornby Magazine* stand. I'll be there along with Assistant Editor Mark Chivers and we're both looking forward to putting Wheal Annah on display for the first time. With the layout essentially complete I can now turn my attention to detailing and weathering locomotives and rolling stock. [Hornby](http://www.hornbymagazine.com)



The sole Class 25 currently used on the layout is an older Graham Farish model with a split frame chassis making it challenging to convert to DCC. Nonetheless, it is a useful model that benefits from detailing and weathering. It has arrived at the crossing gates and waits for ground staff to arrive to open them.

STEP BY STEP DETAILING A LAYOUT

1



Digital photography is an excellent modelling tool which can be used as a layout is built and scenery applied. Photographs can be examined at leisure for good or bad composition and perspective resulting in changes such as those made to the lane where it meets the side panel.

2



At the same time, improvements to the opening in the side panel can be made by disguising it with a scenic feature. I chose to install a slurry pipeline as a scenic break and will repaint the backscene to lessen the impact of the hillsides.

3



Digital photography also pointed out some shortcomings with the station platform which were corrected before GWR spear fencing was applied.

4



Ratio 'N' gauge fencing is delicate, needing care in its installation to avoid breaking it. The post holes are marked in position with a soft pencil.

5



A length of masking tape helps to ensure the post holes are drilled in a straight line. The holes have to be completely vertical too!

6



The fencing was supported on pieces of 30thou styrene to hold it clear of the platform surface while the glue set.

7




Lamp posts for the local roads and the station were built from a variety of materials including 0.3mm and 0.45mm wire together with styrene rod and strip.

8



The station scene is simple with a shelter constructed from offcuts of styrene sheet. The shelter was inspired by the example at Roche station on the Par-Newquay line.



Good presentation is important if the layout is to be displayed in the home and at exhibitions. The fascia and other areas of bare wood were rubbed down with fine sand paper between coats of paint for a clean, smooth finish.



Acrylic household paint was used on the fascia and was applied to the underside of the layout too to seal the wood and eliminate rough spots and splinters. This makes it much more comfortable to handle.



A lightbox spanning the length of the layout was constructed from plywood and planed timber – the assembly is shown being test fitted to the uprights installed during an earlier stage of layout construction.



The second piece of plywood was glued at right angles to the first using the same piece of planed timber to give the box strength.



The lightbox was finished with side pieces and the whole assembly slots neatly on the upright supports creating a frame for the scenic section of the layout.



This photograph is interesting because it shows how one of the side panels has been designed to be removed to allow photography from the end of the layout. It also shows the completed lightbox before it was painted.



A view from the end of the layout (with end panel and back scene removed) showing the Class 25 (which will become 25216) shunting 12ton vans for loading with bagged clay.

NEXT MONTH



With Wheal Annah complete Nigel Burkin shows how he built working crossing gates.

FREE STOVE R MODEL

Claim your **FREE** Stove R Model when you take out a 2 year or Direct Debit subscription to

HORNBY
magazine



ONLINE

www.hornbymagazine.com



PHONE

UK 01780 480404
OVERSEAS +44 1780 480404
FAX UK 01780 757812 OVERSEAS +44 1780 757812



POST

COMPLETE THE FORM AND POST TO:
HORNBY MAGAZINE, KEY PUBLISHING LTD,
PO BOX 300, STAMFORD, Lincs,
PE9 1NA, UNITED KINGDOM

3 EASY WAYS TO ORDER... THIS FANTASTIC SUBSCRIPTION OFFER!

STOVE R MODELS

HM001 ~~OUT OF STOCK~~

HM002 ~~OUT OF STOCK~~

HM003 BR crimson livery

HM004 BR maroon livery

HM005 BR blue livery



Please see www.keypublishing.com/shop
for running number details

**WORTH
£25.65**



097/15

SAVE EVEN MORE

when you pay by easy Direct Debit - just **£8.99 quarterly** or **£37.50 annually**

☒ **YES**, I would like to subscribe to Hornby Magazine

PAYER'S DETAILS

Title First name Surname

Address

Postcode Country

Email address

Please complete to receive news updates and offers from us by email.

DELIVERY DETAILS (IF DIFFERENT)

Title First name Surname

Address

Postcode Country

Email address

Please send gift card tick here ☐

FREE GIFT CHOICE HM00

SPECIAL OFFER (PLEASE TICK)

	12 FOR THE PRICE OF 10	BEST OFFER - 24 FOR THE PRICE OF 19 PLUS FREE STOVE R MODEL
UK	12 issues <input type="checkbox"/> £39.50	24 issues <input type="checkbox"/> £75.00
Europe	12 issues <input type="checkbox"/> €57.99	24 issues <input type="checkbox"/> €104.99
USA	12 issues <input type="checkbox"/> \$83.00	24 issues <input type="checkbox"/> \$149.99
Rest of the World	12 issues <input type="checkbox"/> £50.00	24 issues <input type="checkbox"/> £91.00

PAYMENT DETAILS

I enclose a cheque for £/\$/€ made payable to Key Publishing Ltd

Please debit my Mastercard ☐ Visa ☐ for £ / € / \$

Expiry date Security Code (3 digit code on reverse of card)

OFFER CLOSE DATE: 31 MARCH 2015 PLEASE QUOTE: HM0315

Signature Today's date

INSTRUCTION TO YOUR BANK OR BUILDING SOCIETY TO PAY BY DIRECT DEBIT

Please tick: ☐ UK Direct Debit ☐ Quarterly £8.99 ☐ Annually £37.50

		Instruction to your bank or building society to pay by Direct Debit			
<small>Please fill in the form and send to: Key Publishing Ltd, PO Box 300, Stamford, Lincolnshire, PE9 1NA, UK Name and full postal address of your bank or building society</small>		<small>Service user number</small>		<input type="text"/> <input type="text"/> <input type="text"/> <input type="text"/> <input type="text"/> <input type="text"/>	
<small>To: The Manager</small> <input type="text"/> <small>Bank/building society</small>		<small>Reference</small>		<input type="text"/> <input type="text"/> <input type="text"/> <input type="text"/> <input type="text"/> <input type="text"/> <input type="text"/> <input type="text"/> <input type="text"/> <input type="text"/> <input type="text"/> <input type="text"/>	
<small>Address</small>		<small>Instruction to your bank or building society</small>		<small>Please pay Key Publishing Ltd. Company Direct Debits from the account detailed in this Instruction subject to the safeguards assured by the Direct Debit Guarantee. I understand that this Instruction may remain with Key Publishing Ltd. and, if so, details will be passed electronically to my bank/building society.</small>	
<small>Postcode</small>		<small>Signature(s)</small>		<input type="text"/>	
<small>Name(s) of account holder(s)</small>		<small>Date</small>		<input type="text"/>	
<small>Branch sort code</small>					
<small>Bank/building society account number</small>					

Banks and building societies may not accept Direct Debit Instructions for some types of account.

Direct Debit UK only. If paying by Direct Debit please send in form. Free gift available on UK Direct Debit orders only.

Payments are accepted by Direct Debit, cheque, Postal Order, Credit Card and US Dollar check. Payments by credit or debit card will be shown on your statement as Key Publishing Ltd. Key Publishing will hold your details to process and fulfil your subscription order. Occasionally we may wish to contact you to notify you of special offers on products or events. If you do not wish to receive this information please tick here ☐ or mention when calling. Gift subject to change. Any alternative gift will be of equal or higher value. Please note: Free gift is only available on Direct Debit with a minimum 2 year subscription. Should you cancel your subscription earlier than an invoice will be raised for the full price of the gift.

AMERICAN READERS

Readers in the USA may place orders by:
Telephone: Toll-free 800-428-43003 Fax: 757-428-6253
or by writing to: Hornby Magazine, 3330 Pacific Ave,
Ste 500, Virginia Beach, VA 23451-9828

Alternatively, order online at
www.imsnews.com/hornbymag
quoting/entering code HM0315

Bachmann's '64XX'

Launches!

Is it just another 'Pannier' or something totally new? **MIKE WILD** runs the rule over Bachmann's latest 'OO' gauge locomotive – the GWR '64XX' 0-6-0PT.

AS WITH THE 4-6-0 wheel arrangement, copper capped chimneys and brass safety valve bonnets, the 'Pannier' tank is one of the best known elements of the Great Western Railway's locomotive design styles.

Hundreds were built for freight and shunting work, but perhaps less known are the smaller classes such as the '64XX' which were actually developed for passenger work first and foremost.

New to the Bachmann 'OO' gauge range is this impressive model of the Collett '64XX' representing the class of 40 locomotives built at Swindon Works from 1932. They featured autotrain working equipment allowing them to operate in push-pull formation with the GWR's famous autocoches and lasted in service into the early 1960s. Reality Check on pages 70-73 reveals the full story behind these purposeful locomotives.

THE MODEL

Far from being a rehash of Bachmann's previous models of the '57XX' and '8750' 0-6-0PTs the '64XX' has been tooled from scratch not least because the only real similarity between the '57XX' and '64XX' was the overall shape of the design – in most major dimensions they were different.

Our sample is 6417 – built 1934 and withdrawn in 1959 – finished in BR black with early crests on the tanks. The simple plain black BR livery has been finished to Bachmann's usual high standards with a satin black finish to the body. Added to this are red bufferbeams and neatly reproduced printed numbers, crests, route restrictions and an Aberdare (86J) shedcode, 6417's final depot allocation, on the smokebox door.

The model captures the looks of the '64XX' exceptionally well with its wide smokebox door, stepped

smokebox saddle and short wheelbase chassis. Bachmann has also included other signature features of the class including lips to the front and rear of the cab roof and – essential on all 'Pannier' tanks – the balancing pipe running below the boiler between the two tanks.

At the front the '64XX' is fitted with static, but separately fitted, buffers. Above this are three lamp irons – the centre one correctly set forwards of the running plate – while the detailing pack includes a vacuum brake pipe and dummy screw link coupling which can be added in place of the factory fitted tension lock coupling.

Above this Bachmann has included a separately fitted smokebox door dart together with fine wire handrails throughout. The 'Pannier' tanks by their very nature – being a welded design – are quite plain on the sides, but on top is a wealth of detail including water fillers for the tanks, dome, safety valve bonnet and the top feed arrangement. Injector pipework is modelled below the rear of the tanks too.

The cab is modelled to a high standard inside and out with correct pattern windows and a fully detailed and painted firebox backhead inside. The coal space features steps on the sides, as per the prototype, together with handrails, a permanently fitted coal load and a full complement of fire iron hooks, lamp irons and handrails on the rear.

Below the frames you will find full outside brake rigging, brake shoes and sand pipes to the front and rear driving wheels too completing this fine model of the auto fitted '64XX'.

PERFORMANCE

The quality of Bachmann's mechanisms is well known and the new '64XX' is no exception to the rule. Fresh from the box our sample performed smoothly and quietly



throughout the speed range offering excellent motor control even under analogue power.

We also tested the model under DCC control using a standard Bachmann 6-pin decoder which offered more refined motor control and proved how simple it is to install a DCC decoder in this model – two screws release the body from the chassis and it is then simply a case of replacing the blanking plug with a suitable decoder.

Beyond motor control the '64XX' doesn't feature any further functionality but it would be possible to install DCC sound through careful speaker selection.

OVERALL

The '64XX' is a great addition to the Bachmann 'OO' gauge range and one which extends the potential for realistic branch line passenger train operations. Plus, when the new Hawksworth autococh arrives this attractive new 0-6-0PT will have a perfect train formation fit for any layout from a compact branch to a busy main line setting.

There might have only been 40 in the class, but the '64XX' is sure to be a very popular model with all GWR and BR Western Region modellers. Excellent and soon to be available in GWR green and BR lined green too. (MW)



THE DETAILS

Manufacturer:	<i>www.bachmann.co.uk</i>
Cat No:	31-636
Description:	GWR '64XX' 0-6-0PT 6417, BR black
Scale:	'OO'
Price:	£81.95
Era:	4
DCC:	DCC ready, 6-pin socket
Couplings:	Small tension locks in NEM pockets

The diminutive little '64XX' has been captured brilliantly by Bachmann.



There is space for a compact DCC sound installation should modellers wish - though some work will be needed to fit it.



The GWR '64XX' 0-6-0PTs

The Great Western stood alone amongst the railways of the British Isles in its widespread use of 'Pannier' tank locomotives. **EVAN GREEN-HUGHES** takes a close look at the '64XXs', and finds out what made this small class different from the rest.





Brand new '64XX' 6400 stands at Swindon early in 1932 showing its freshly applied Great Western green livery. [C.R. Gordon Stuart/Rail Archive Stephenson.](#)



'64XX' 6435 stands at Cardiff Cathays shed in September 1951. This locomotive is now preserved and currently operational at the Bodmin and Wenford Railway in Cornwall. [Eric Fry/Rail Archive Stephenson.](#)



BRANCH LINE TRAINS were a staple part of much of the old Great Western Railway's (GWR's) operations. The company had many miles of branches all over its network, but most memorably in Wales, Cornwall and Devon, each served by a few goods and passenger trains a day. The company also possessed a large number of shunting yards, many in semi-rural locations, each of which also required motive power.

To serve this requirement the GWR had, over a number of years, developed an efficient tank engine design fitted with square shaped water tanks each side of the boiler and known as the 'Pannier' tank, due to the similarity in appearance between the water tanks and the panniers carried by pack horses in the days of the turnpike road.

A RATIONAL DIFFERENCE

In parallel with other railways the GWR had originally favoured the use of saddle tanks for its tank engines so that some access could be gained to the motion in between the frames without the necessity to have a pit available.

The arrival of the square-topped Belpaire firebox around the turn of the century and a requirement for additional water capacity caused Swindon to reconsider the tank arrangements, which after investigation it found easier to produce square in shape and mounted on the sides of the boiler. Not only did this make routine maintenance easier: it also allowed the tanks to be easily removed and maintained compared with the more complex shapes of saddle tanks.

As a result from around 1910 existing locomotives began to be rebuilt with pannier tanks. In this rebuilt form many of the locomotives had long and uneventful lives but by the time Charles Collett was appointed Chief Mechanical Engineer in 1922 some of the outside framed designs were getting on for 50 years old and replacements were urgently required. »

The fireman of Collett '64XX' 0-6-0PT 6414 prepares to take the token for the Royal Albert Bridge whilst working a Plymouth to Saltash auto train in April 1951.

[W.J. Verden Anderson/Rail Archive Stephenson.](#)



Collett '64XX' 6438 waits to leave Penarth Town station with an auto-train on April 30 1958. Bob Tuck/Rail Archive Stephenson.

DEVELOPING THE BREED

On the assumption that the original designs were still giving satisfactory service Collett opted to take the '1854' class, which dated back to 1890 and which had started life as a conventional side tank with 4ft 6in diameter wheels but which had steadily been upgraded, first with Belpaire boilers from 1901 and with pannier tanks in 1911. Adding larger cylinders, a better cab and some detail differences to the machinery produced a more up to date locomotive known as the '57XX', of which 300 were built in 1929-1931 and many more after.

The '57XXs' were an ideal engine for most work but there was also a requirement for a smaller locomotive for very light duties, including for branch passenger trains which often loaded to only one or two vehicles, some of which were fitted with autotrain equipment enabling push-pull operation to be used.

For this Collett took one of the '2021' class with 4ft 1½in wheels, dating from 1897, fitted it with a larger boiler and fitted it with 5ft 2in driving wheels to produce a faster and more powerful locomotive. The '54XX' was successful but on severe gradients it lacked power and therefore Collett took another '2021' and rebuilt it with 4ft 7½in wheels to lower its gearing, producing what was to become the '64XX'.

The first of this new class was released into traffic in 1932, with initially only 6400-6409 being constructed. All were fitted with the necessary equipment to enable them to work the GWR's push-pull trains, the apparatus consisting of mechanical rods running under the locomotive to each bufferbeam enabling the driver's controls on the coach to be connected to the regulator on the locomotive and a long chain over the boiler top which could be connected to a similar chain on the coach to work the engine's whistle. The fireman was responsible for managing the boiler and setting the reverser.

All were fitted with screw reversers and Automatic Train Control equipment. A second batch (6410-6424) was built in 1934-1935, followed by 6425-29 later the same year and 6430-6439 in 1937.

DETAILED CHANGES

For such a small class there were a remarkable number of detail differences. 6400-6429 had a lip to the front and rear of the cab and there was a curved joint between the tanks and the cab. Subsequent engines did not have the lip and had a more angular joint between the tanks and cab.

The first ten locomotives were built with footplate mounted lubricators but most of them were repositioned later in their lives. There were also detail differences between the front tank supports between individual class members while the design of the tank steps was different on the first ten engines. The last batch was built with steps on the fireman's side of the bunker, an improvement that was later added to earlier engines.

The first batch was turned out in green with 'Great Western' spelled out along the pannier tank sides, while later batches were green with the 'shirtbutton' logo. Some later had the initials GWR in place of the logo while during the Second World War many were turned out in black. In BR days most were in unlined black although at least 14 were recorded in lined green during this time.

A PERFECT MACHINE

The '64XXs' proved ideal for the steeply graded branch lines of South Wales and 75% of the class was sent there. They were also used in Devon and Cornwall on branches including those from Plymouth to Tavistock and Launceston while one was also based at Gloucester for working the Chalford branch. Plymouth Laira, Kidderminster, Stourbridge and Wolverhampton Stafford Road also had allocations.

In service they proved economical on both coal and water but somewhat underpowered when faced with anything more than a short branch train. Further engines were built to the same basic design, but without the autotrain gear, and with increased boiler pressure, and these became the '74XXs'.

By the 1950s many of the lines for which the '64XXs' were intended were early victims of closure and those that survived were earmarked for the cost savings which could be achieved by the replacement of

STATISTICS

Designer:	C B Collett
Built:	1932-1937
Builder:	GWR Swindon
Number series:	6400-6439
Total in class:	40
Purpose:	Branch passenger
Power classification:	2P
Route availability:	Yellow
Weight:	45tons 9cwt
Cylinders:	2 inside 16½in x 24in
Boiler diameter:	4ft 3in
Boiler pressure:	165psi
Tractive effort:	16,510lbs
Wheel diameter:	4ft 7½in
Length:	31ft 1in
Coal capacity:	3 tons 4cwt
Water capacity:	1,100 gallons

steam with Diesel Multiple Units.

Consequently the class' work began to diminish and in August 1958 6407, 6421 and 6427 became the first of their class to be withdrawn, two of them from Merthyr shed in South Wales and the other from Laira. It took only another six years for the other 37 to be condemned with 6419 being the last to be taken out of service in December 1964 from Yeovil Town shed. The rundown of Western Region steam was rapid indeed.

'64XX' 6429 stands at Ardley with a Banbury to High Wycombe auto-train on November 10 1959. Halfway down the platform a Churchward '28XX' 2-8-0 is held with a coal train awaiting departure of the '64XX'.

David Hepburne-Scott/Rail Archive Stephenson.



PRODUCTION RUNS

6400-6409	Lot 277	1932
6410-6424	Lot 294	1934/5
6425-6429	Lot 300	1935
6430-6439	Lot 305	1937

SURVIVING '64s'

Luckily three '64XXs' survived into preservation. 6412 went straight from service to the Dart Valley Railway from Totnes to Buckfastleigh where it hauled the inaugural trains in 1969 before moving to the West Somerset Railway in 1976. Here it gained fame as the star of the children's series *The Flockton Flyer*. As the West Somerset grew the locomotive proved too small for the line and was therefore sold back to its original saviours, returning to Buckfastleigh in 2009. It is currently out of service but is planned to return to traffic this year. 6430 was withdrawn for scrap in 1964 but was sold on by John Cashmore Ltd to the Dart Valley Railway as a source of spares in 1966. After 24 years the remains were rescued and after a period of storage at Long Marston it was taken to the Llangollen Railway in 1996 and restored to running order in 2003. It is currently out of service undergoing its ten year overhaul.

6435 was also originally at the Dart Valley but was transferred to the then sister Paignton and Kingswear line but there it eventually proved too small and in 2008 was sold to the Bodmin and Wenford Railway in Cornwall.

The '64XXs' were built to answer a specific demand for a very light engine for branch line work, but in the final analysis were underpowered for other tasks

At Monmouth Troy on May 9
1958 6431 takes water.
Bob Tuck/Rail Archive Stephenson.



PRESERVED '64XXS'

LOCO	LOCATION	STATUS
6412	South Devon Railway	Under overhaul
6430	Llangollen Railway	Under overhaul
6435	Bodmin and Wenford Railway	In service

and once displaced from their original duties there was no work for them.

It was typical that the GWR was able to produce an engine which was so good for the duties allocated to it just by using a combination of readily available parts, rather than by having to start designing from scratch. In preservation the lack of power available to the little engines has been a similar handicap, resulting in most being moved on to smaller railways as

they have proved incapable of hauling the longest trains used on many of today's heritage railway passenger services.

However the '64XXs' are very attractive machines which have found homes on the sort of railways they were designed for. When coupled to an autococh or two, whether on a period layout or on a heritage railway on a present day model railway, they are always likely to be a popular and charismatic subject. [TCM](#)



Hornby's 20ton hopper 'chutes' into the shops



HORNBY has been quick to release its new 'OO' gauge BR 20ton hopper wagons, which are amongst the first items to appear from its 2015 product range (HM92). Built to a London and North Eastern Railway (LNER) design, our review sample represents E306626 which was constructed by Metropolitan-Cammell in 1948.

Far from being a tweaked version of Hornby's previous model of the 20ton hopper, the brand new superbly moulded body features the distinctive set of five ribs on each side together with plenty of crisp rivet detail. This is complemented by separately fitted metal


handrails, brake levers, metal buffer heads and detailed brake gear on one side. The underframe is equally well finished with spring detail, brake rigging and LNER axleboxes.

Finished in BR grey, decoration is up to Hornby's usual high standard featuring a crisply applied matt finish with good colour density. NEM coupling pockets are fitted at each end, filled with tension lock couplings, along with turned metal wheels, which on our sample demonstrated some slight rolling resistance.

The BR 20ton hopper was a long lived prototype and it is great to finally have a high fidelity model of what was once an abundant wagon type. (MC)

THE DETAILS

Manufacturer:	www.hornby.com
Cat No:	R6676
Description:	BR 20ton hopper E306626, BR grey livery
Price:	£14.99
Scale:	'OO'
Era:	4-7
Couplings:	Small tension locks in NEM pockets



Twin Track Sound Class 40

Hot on the heels of Hornby's eagerly awaited and impressive Twin Track Sound Class 37 (pages 82-83) comes this second TTS diesel: the ever impressive English Electric Class 40.

The Class 40 uses the former Lima tooling for the body with an upgraded chassis. This is the first time that the disc headcode version of the ex-Lima Class 40 body has been issued by Hornby and it is finished in BR green as D232 *Empress of Canada*.

The functionality of the sound chip in the Class 40 is identical to that of the

Class 37 including manual notching and 25 sound function – all of which is explained in full on pages 82-83. The Class 40 engine sounds have been recorded and blended well and the overall result is an accurate and highly drivable model.

On the track our sample operated faultlessly throughout the speed range. With the impressive capabilities of the TTS decoder this model's sound system is a great rival to much higher priced decoders and offers wonderful character for a bargain price. (MW)

THE DETAILS

Manufacturer:	www.hornby.com
Cat No:	R3286TTS
Description:	Class 40 D232 <i>Empress of Canada</i> , BR green
Scale:	'OO'
Price:	£84.99
Era:	5
DCC:	DCC sound fitted, 8-pin socket
Couplings:	Small tension locks in NEM pockets



'Neigh' problems in LMS horse box

Announced at the Warley National Model Railway Exhibition in November 2014, Hornby's new 'OO' gauge London Midland & Scottish Railway (LMS) horse box is now available. Built at the LMS' Derby Works, they were designed for loading horses at platform level. Our review sample is numbered 42513 and based on an example constructed in 1935.

Hornby's attention to detail is back to form with plenty of separately fitted detail including brake pipes, step boards, pipework, handrail, roof vents and metal buffers. The intricately detailed underframe features exquisite axleboxes, springs, door mechanisms

and inline brake shoes. Turning the model upside down reveals even more detail including brake rigging and pipework.

The body tooling is no less impressive and features some fine plank, hinge, rivet and door stop detail together with crisply moulded doors, ventilation louvres and finely moulded steps at one end.

Livery application is good. Droplights in the groom's accommodation are picked out in brown and flush glazed while printed detail such as LMS insignia and data panels are crisp and legible.

This is another superb release. (MC)

THE DETAILS

Manufacturer:	www.hornby.com
Cat No:	R6678
Description:	LMS Horse Box 42513, LMS crimson
Price:	£19.99
Scale:	'OO'
Era:	3
Couplings:	Small tension locks in NEM pockets

Kernow launches Delabole Presflos



New from Kernow Model Rail Centre is this limited edition triple-pack of 'OO' gauge Presflo wagons in Delafila Slate Powder livery. Delafila is used in fertilisers, plastics and paints and used to be conveyed from Delabole Quarry on the North Cornwall line.

Making use of Bachmann's high fidelity

Presflo model, each vehicle is individually numbered as B873339, B873341, B873343 and finished in plain brown livery with Delafila Slate Powder in Bulk displayed on both sides.

Assembly and decoration is excellent, each vehicle featuring a quality satin paint finish and neatly applied lettering,

numbers and worksplates.

Whilst the price of this triple pack has increased recently, the Presflos are one of Bachmann's more labour intensive models to produce with many individually fitted parts including handrails, ladders and really look the part. Available now. (MC)

THE DETAILS

Supplier:	www.kernowmodelrailcentre.com
Cat No:	38-260Y
Description:	Presflo cement wagons triple pack, Delabole Slate livery
Price:	£79.99
Scale:	'OO'
Era:	5-7
Couplings:	Small tension locks in NEM pockets

Bachmann weathers '03'

NEW from Bachmann is this 'OO' gauge Class 03 diesel shunter as 03170 in BR blue with factory applied weathering.

First introduced in 2010, this superdetailed model features plenty of separately fitted hand and grab rails, etched radiator grille, etched mesh backed cab steps, separately fitted marker lights and more.

Decoration is up to Bachmann's usual high standard with bodywork finished in BR blue topped off with 'wasp' stripes and

handrails in white. The model features an all-over weathered finish.

Whilst the locomotive is supplied with blanking plates to replace the couplings which fit into the NEM pockets, these would benefit from weathering to match the finish on the rest of the model.

Performance was excellent straight from the box, the model demonstrating a smooth transition through the speed range and certainly capable of moving suitable train formations.

Another super release from Bachmann. (MC)

THE DETAILS

Manufacturer:	www.bachmann.co.uk
Cat No:	31-365
Description:	Class 03 03170, BR blue (weathered)
Scale:	'OO'
Price:	£82.95
Era:	7
DCC:	DCC ready, 6-pin socket
Couplings:	Small tension locks in NEM pockets



Low relief, high standards in Skaledale

THE DETAILS

Manufacturer:	www.hornby.com
Cat No:	R9756
Description:	Low Relief Highland Mills (79mm x 40mm)
Price:	£24.99
Cat No:	R9759
Description:	Low relief County Hall (164mm x 64mm)
Price:	£37.99
Cat No:	R9761
Description:	Low relief Ye Olde Tea Shoppe (64mm x 53mm)
Price:	£22.99
Scale:	'OO'



The latest 'OO' gauge resin cast models from Hornby's Skaledale range include this selection of low relief high street buildings, comprising Ye Olde Tea Shoppe,

a haberdashery and a County Hall, each model is ready glazed and painted. The largest of this trio is the substantial County Hall with large entrance doors,

imposing windows and neatly finished brick and stonework.

The tea shop and haberdashery are smaller, but perfect for adding to a townscape where space is at

a premium. Both feature glazed front windows with printed interiors to give a sense of depth.

Perfect for adding variety to a high street scene. (MC)



Oxford's Panorama is a great sight

The latest newly tooled 'OO' gauge arrival from Oxford Diecast is this Plaxton Panorama coach finished in Southdown's classic two tone green livery. The prototype featured a Leyland Leopard PSU3/3R chassis married with Plaxton Panorama bodywork, as operated by Southdown Motor Services in the early 1960s.

Finished as fleet number 1176, registration 176 DCD, with Brighton its destination, the model is neatly constructed featuring a die cast lower body

and chassis together with plastic windows and roof section. This method shows off the distinctive panoramic glazing to particularly good effect while the die cast body features the distinctive chrome coachlines and panelling as well as a pair of nicely moulded rear light clusters.

Decoration is neatly applied with a pleasant two tone gloss green finish and crisply printed Southdown logos along with small details such as fleet numbers, legal writing and registration plates.

THE DETAILS

Manufacturer:	www.oxforddiecast.co.uk
Cat No:	76PAN001
Description:	Leyland Leopard Plaxton Panorama 1, Southdown
Price:	£14.95
Scale:	'OO'
Era:	5-6

Overall, the model captures the essence of the prototype well, although the destination box and radiator grille should

perhaps feature a slightly more rounded top edge to them.

That said, this is a super model for the price. (MC)

Water tower and signalbox

THE DETAILS

Manufacturer:	www.hornby.com
Cat No:	R9786
Description:	Small signalbox (50mm x 38mm)
Price:	£13.99
Cat No:	R9787
Description:	Water tower (74mm x 56mm)
Price:	£18.99
Scale:	'OO'

New to the Skaledale Trackside range of resin cast buildings from Hornby is this 'OO' gauge water tower and small signalbox. Whilst both models are designed

to suit use with the previously released Butterley station buildings, they are equally suitable for use separately.

The water tower features a

weathered brick finish and large tank finished in a faded rust effect colour, fitted with a black ladder for access. The small signalbox is based on a wooden

structure finished in cream with red detailing and would benefit from some interior detailing.

Simple, but effective additions to the range. (MC)



Bachmann with 'N' gauge '4F'

Bachmann's fabulous new Midland '4F' 0-6-0 for 'N' gauge has arrived. **MIKE WILD** investigates this stunning new addition to the Graham Farish range.



GO ANYWHERE, do anything locomotives are exactly what we need and the Midland '4F' 0-6-0 designed by Henry Fowler in 1911 is the very thing for 'N' gauge. In January the first samples of Bachmann's brand new model of the Midland '4F' touched down in the *Hornby Magazine* office for review.

Far from being a repeat of the old Graham Farish LMS '4F', Bachmann has actually created something new in this model as it focuses on the lesser known Midland '3835' class 0-6-0 of which 197 were built between 1911 and 1922. These were the forerunners to the LMS '4F'. They held the same '4F' power

classification and featured subtle differences to the locomotive as well as being paired with smaller Johnson tenders. Some were later coupled to Fowler 3,500 gallon tenders and Bachmann is also issuing a model of 43924 with this fitting. Another stand out feature of the Midland '4F' was the right hand driving position – the later LMS '4Fs' being left hand drive.

Far from being short lived, the Midland '4Fs' remained in service throughout the existence of the LMS and into BR ownership. Withdrawals began in 1954, but it wasn't until 1965 that the last of these pre-grouping locomotives were finally taken out of traffic.

Happily one of the Midland '4Fs'

has been preserved with 43924 being resident and in service at the Keighley and Worth Valley Railway.

THE MODEL

To be perfectly honest the new '4F' didn't excite me greatly in the run up to its release, but now having seen one of these first hand and had the chance to see the finesse which has gone into its creation I'm totally hooked. It's delightful, charming and wonderfully detailed and sets another new standard in 'N' gauge steam locomotives alongside the recently released Stanier 'Duchess' (HM91).

The reasons for this are multiple but after the fine proportions and shape the headlines are definitely

the detailed inside valve gear, totally hidden motor and the stunningly fine Johnson tender which is by far and away the best tender model we've seen yet in 'N' gauge.

The locomotive is an absolute joy to behold with the character of the '4F' being captured perfectly with its high pitched boiler, daylight below it above the centre driving wheels and exceptionally fine detailing of the smokebox. Add to this finely produced buffers, a correctly designed chimney and dome and a comprehensively detailed cab interior and you have a model which categorically eclipses the previous model of the LMS '4F' designed by Graham Farish.


Below the frames you will find >>

delights



THE DETAILS

Manufacturer:	www.bachmann.co.uk
Cat No:	372-062
Description:	Fowler '4F' 0-6-0 43875, BR black
Scale:	'N'
Price:	£99.95
Era:	4
DCC:	DCC ready, 6-pin socket
Couplings:	Rapido couplings in NEM pockets




"The '4F' sets another new standard in 'N' gauge steam locomotives."

MIKE WILD




Superbly detailed and featuring a Johnson tender the new Midland '4F' is full of character.



"The coreless motor for Bachmann's 'N' gauge models is the biggest revolution for the scale to date."

MIKE WILD





Fully detailed cab interior

Factory installed 6-pin DCC decoder socket

Metal coal load for weight

Spoked scale tender wheels

superbly produced see through spoked wheels together with representation of the brake shoes and sandpipes. For those who like a little extra detail the front coupling can be removed from its clip fit NEM pockets and a dummy screw link coupling inserted into the bufferbeam to enhance the model further.

Behind 43875 is the newly designed Johnson tender – this is quite simply stunning! The coal rails are fine and separately fitted while the body has the correct flair at the top and includes lockers on the footplate, panel detail on the sides and lamp irons to the rear. While we might expect these sort of features as standard it is the finesse with which they have been achieved which really makes them stand out. The tender chassis too is

excellent and features scale spoked wheels set behind an ever so fine moulding for the tender frames.

Being a freight engine the choice of body colour is limited to black for the '4F'. Our sample of 43875 exhibited Bachmann's usual high standard of decoration with crisply printed numbers, early crests and a Saltley (21A) shedcode all present. The cab interior also features a full paint job including picking out of the copper pipework, gauge glasses and regulator.

PERFORMANCE

The coreless motor developed for Bachmann's 'N' gauge models is the biggest revolution in motor technology for the scale to date – and particularly for the small space which it occupies. This innovation alone has allowed

models such as the Ivatt '2MT' 2-6-0 and Fowler 'Jinty' 0-6-0T to be modelled in true detail. The same is true with the '4F' which has the motor totally hidden within the boiler barrel even allowing for prototypical daylight below too.

However, it isn't just about space saving as the new motor design also represents a significant improvement in performance. Straight from the box our sample of 43875 ran smoothly and silently throughout the speed range with excellent speed control. Following running in it was subjected to a load of 24 wagons which it handled with absolute ease both on the level and on a gradient of 1-in-82.

Having established the model's abilities on analogue control we then installed a 6-pin decoder – a simple process as the tender body


is clip fit, a helpful step forward introduced on Bachmann steam models from the 'Duchess' – and continued our tests. With the decoder installed it refined control of the '4F' even further giving it sublime motor control.

OVERALL

It might not be the most exotic locomotive design ever, but the new Midland '4F' 0-6-0 is a fantastic new addition to the Graham Farish 'N' gauge range. Its qualities far outstrip its predecessor and it deserves to be a sought after new release. With three models on the cards covering LMS, early BR and late BR liveries it will span a wide time period and, much like the Fowler 'Jinty', no LMS or London Midland Region layout should be without at least one of these outstanding models. (MW)

TTS Class 37 is a... **SMASH HIT!**

Hornby's first Twin Track Sound diesel needs to be good following criticism of its steam locomotives. **MIKE WILD** runs the rule over the Network Rail Class 37 to see if the low price sound is too good to be true.



HORNBY'S first diesel Twin Track Sound (TTS) fitted model will need little introduction, being based on the longstanding former Lima tooling with re-engineered Digital Command Control (DCC) ready chassis. Part of the RailRoad range, the Class 37 appears in the guise of Network Rail's re-engineered Class 97s. These locomotives are fitted with European Train Control System signalling for use on infrastructure trains around the country, and particularly the Cambrian Coast line.

With only four of the Class 97s in service, it may seem an odd choice for the company's first TTS diesel, but the old English Electric locomotives have a massive following, and their distinctive sound makes this a sensible choice for Hornby.

When it comes to appearance, inevitably the Lima tooling is showing its age compared with Bachmann's newer Class 37. Livery application is good though the front panel mouldings do not match the real locomotive. Working lights are not fitted, but there is ample space to fit lights if desired, and the TTS decoder has three

functions available to control them.

The most important consideration for most modellers, though, is how good the sound installation is. And without any doubt, the DCC sound installation here lifts this model into the 'highly desirable' category. This TTS decoder and the associated sound project can hold their own amongst the very best available today.

SOUND INSTALLATION

Hornby has given some serious thought about the installation, particularly that of the speaker. There is a specially designed speaker enclosure inside the fuel tank and battery box. To this is clamped a generously sized 28mm speaker. In our example, there was a small gap where the speaker wires emerged which is best to seal with Blu Tack or similar.

In our view, the two most important aspects of a good diesel-electric project are that it identifiably sounds like the real thing and that the engine sounds are not artificially 'tied' to road speed.

Hornby's Class 97 TTS delivers on both counts. Switching the sound on with F1 also starts the diesel engine. The first surprise is that there is an alternative, cold, startup available by using F9 before F1.

Opening the throttle to speed step 3 (of 128) there is a brake release sound and the locomotive begins to crawl smoothly without any change to the engine sounds. At higher throttle settings the English Electric engine ramps up to power the locomotive's acceleration. If the road speed remains modest, the engine sound subsequently reduces to an appropriate power setting. This is a good approximation of the sounds from a real locomotive - high power used to get the train moving then backing off to maintain a steady speed.

This sequence is repeated on further accelerations. A quick look at the manual reveals that the way this operates can be modified with CV value changes. When the

model is travelling with a settled engine power level, reducing the speed steps will cause the engine sounds to reduce power.

There are a number of manual overrides that can successfully be used to further vary the engine sounds, including increasing and decreasing power, returning the engine to idle, and increasing the engine to full power. Configuration Variables (CVs) can be adjusted to suit individual driving styles, and, thanks to a clear and concise manual, we expect many users will do just that.

BARE ESSENTIALS

The most obvious compromise is that although the model will run happily on analogue power (DC), sounds will only be generated on DCC systems. Other missing or restricted features



The ex-Lima toolings may be dating, but this is sure to prove popular.



A 28mm diameter speaker provides plenty of power for the sounds. It is controlled by Hornby's new Twin Track Sound decoder.

GO ONLINE
 > VISIT WWW.HORNBYSMAGAZINE.COM
 TO HEAR IT IN ACTION.

The TTS installation is well thought through and unobtrusive.



are less obvious and will have little impact for many users.

The provision of only two sound channels means that only the engine sounds and one spot sound can be played at the same time. In practice for most people this will not appear unusual or detract too much. There are no automatic or randomly generated sounds that are often provided on more expensive decoders, and we did miss the automatic brake squeal sound as the locomotive stops. There is a manually operated brake sound but by comparison, it's a little inconvenient to use. A further consideration for advanced DCC users is that it is not possible for anyone to re-programme TTS decoders with new sounds.

SOUND QUALITY

The engine sounds are realistic and the transitions between power bands are smooth and jump free, giving the impression of plenty of 'grunt' – an essential ingredient for a Class 37.

The manually controlled 'spot sounds' are plentiful, with enough different horn durations to meet every circumstance you could reasonably imagine. Each sound has its own volume adjustment so users may set the correct balance of sounds to suit their purpose. The manual sets this out very clearly, which is just as well, since we feel you will need to use them.

As delivered, all spot sounds

are set at half volume and this produces a rather oddly imbalanced sound palette. Hornby says this is to cater for users with basic DCC controllers, and in recognition that a different sound mix may be desired the manual does provide a list of suggested settings. When we applied them the sounds were very close to optimal in our view.

OVERALL

Hornby has introduced an entirely in house product at a price designed to encourage the development of a more mainstream audience.

In fact the price of the Class 37 is quite astounding at just shy of £85!

Steam models have lacked synchronisation with motion but there is no issue with a diesel, and it seems TTS is better suited for diesel and electric trains. The model and TTS *aren't* perfect, but Hornby has produced a real winner that sounds brilliant and comes at a remarkably low price. It may sound too good to be true, but with one listen, we think many modellers will find that hearing is believing. (MW)

Hornby revises 4-VEP



IT HAS BEEN A WHILE, but Hornby's Class 423 4-VEP Electric Multiple Unit (EMU) makes a welcome return as original unit 7830 in BR's corporate blue and grey livery. Introduced for the Bournemouth line electrification in 1967, the model depicts the units as they ran in the 1980s.

This release heralds a number of improvements following criticism of the first batch (HM51). It now features correctly orientated pick-up bogies on the Driving Trailer

Standard (DTS) coaches, new First Class compartment corridor window mouldings, improvements to the glazing and attention to the gearing on the motor bogie for slow speed performance.

Whilst this is all good news there are still one or two issues with the model, as despite the leading pick-up bogies being correctly positioned it has resulted in the bogie footsteps sitting in the wrong position and the guard irons are missing completely.

That said, the creation of the new corridor window moulding for the first class areas in the DTS vehicles dramatically improves the appearance of the interiors.

Livery application on this example is superb, the BR blue and grey livery sitting well. Each element of the blue and grey livery is crisp including the fine white line around the grey band. BR logos and vehicle numbers together with First Class and No Smoking window stickers complete the package.

In terms of performance Hornby has improved the low speed operation of this model greatly over the original batch - the unit appearing more responsive throughout the speed range and noticeably quieter. A single 8-pin DCC decoder socket controls the whole unit.

Whilst there are still more tweaks that would improve this model further this new issue of the 4-VEP is a definite improvement over what has gone before. (MC)

FTG Models debuts with SPA wagon

FTG Models' 'OO' gauge BR SPA open wagon is its first ready-to-run model and it's a good subject as more than 1,000 of these vehicles were built by BR for carrying steel plate.

Four models make up the initial batch, all finished in BR Railfreight red. Our examples featured a crisply moulded plastic body and chassis with commendably thin wagon sides. The floor features the diamond chequer effect of the prototypes while the

underframe is superbly detailed.

Unfortunately, an error with the positioning of the NEM coupler pockets has resulted in the tension lock coupling sitting too far behind the buffer heads which makes it impossible to couple two together as supplied.

Niggles aside, this is a much needed model of a prevalent prototype and FTG Models has made a commendable job that deserves success. (MC)

THE DETAILS

Manufacturer:	www.ftgmodels.co.uk
Cat No:	#460660, #461023
Description:	SPA steel carrying open wagon, BR Railfreight red livery
Price:	£16.95
Scale:	'OO'
Era:	7/8
Couplings:	Small tension locks in NEM pockets



FTG's debut is an impressive model whose limitations are easily resolved.



THE DETAILS

Manufacturer:	<i>www.hornby.com</i>
Cat No:	R3143
Description:	BR Class 423 4-VEP EMU, BR blue and grey livery
Price:	£199.99
Scale:	'OO'
Era:	7/8
DCC:	DCC ready, 8-pin socket
Couplings:	Small tension locks in NEM pockets

Britten-Norman Islander TAKES OFF!



New from Vintage Transport in Miniature and Gramodels is this 1:144 scale model of a Britten-Norman Islander aircraft, the first of a new range of resin kits aimed at and suitable for 'N' gauge modellers. The twin engine utility aircraft was introduced in the 1960s as a regional airliner and cargo plane by Isle of Wight based Britten-Norman. Manufactured in grey resin, the

model is supplied as a kit of separate parts featuring the main fuselage, pair of wings, two engines, landing gear and propellers. Assembly is relatively straightforward with clear instructions and diagrams included. Each of the constituent parts is nicely cast with minimal flash and fit together well, building into a pleasant model of a prototype that is still in use today. (MC)

THE DETAILS

Manufacturer:	<i>www.gramodels.co.uk</i>
Cat No:	610
Description:	Britten-Norman Islander
Scale:	1:144
Price:	£15 kit / £17.50 kit with decals
Era:	5-9



Dapol's Megafrets BOX CLEVER

Dapol's popular 'OO' gauge IKA Megafret wagons get a new airing matched with a set of 45ft containers in Malcolm Logistics Services livery.

These eight-axle short coupled intermodal wagons were built by Arbel Fauvet in France and entered service in



the UK from 2001.

Added to the Dapol range in 2010, the models feature a diecast wagon deck, square buffers, brake wheels and a fair representation of the underfloor brake gear.

Finished in light blue, the Megafret also contains a large number of printed small details

THE DETAILS

Manufacturer:	<i>www.dapol.co.uk</i>
Cat No:	B909E
Description:	IKA Megafret Wagon + two 45' Containers, Malcolm Logistics livery
Scale:	'OO'
Price:	£37.10
Era:	9
Couplings:	Small tension locks in NEM pockets

while the containers are finished in Malcolm Logistics dark blue livery with crisply printed logos, lettering, numbering and data panels. The container doors open and a pack of locking bars and container lugs for the Megafret are also supplied, together

with a set of semi-permanent inter-wagon coupling hoops.

Fitted with NEM coupling pockets and prototypically small metal wheels, they are sure to add extra variety and colour if you model contemporary intermodal operations.

Heljan releases 'O' gauge **PARCELS STOCK**



PARCELS STOCK has always been popular amongst modellers, not least because of the variety of vehicles that can be included in a train formation. New from Heljan this month are its eagerly anticipated 'O' gauge models of the BR Mk 1 Gangway Brake (BG) and General Utility Van (GUV).

For review we received samples of the BG in BR carmine and cream and the GUV in Southern Railway green. Both are supplied without vehicle numbers, but with all other printed details applied at the factory. Both exhibited a high standard of paint finish, the plain green GUV looking correctly stark against the fully lined carmine and cream livery of the BG.

The BG features a high level of detail including comprehensively



modelled gangway connections, a fully detailed chassis and impressive hinge, handle and panel moulding on the bodyside. However, like the BR Mk 1 carriages produced by Heljan for 'O' gauge, the profile of the BG is too flat and doesn't offer quite enough of the characteristic tumblehome on the lower body.

The GUV is excellent though. The vertical sided design of this van has

been captured perfectly by Heljan and it features excellent detailing throughout including fine scribing of the doors, hinge, handle and vent detail plus separately fitted handrails at each pair of double doors. The chassis, like the BG, is fully detailed and a joy to behold.

The two vehicles share the same BR B1 bogies which Heljan has done a good job with on the whole,

although the axleboxes are perhaps a little lacking in relief. Still, with the spring detail, turned metal wheels and factory fitted lower stretcher bars they look the part underneath these two vehicles.

The bufferbeams of both vehicles come fully fitted with vacuum brake and steam heat pipes plus sprung buffers and working screw link couplings. The couplings aren't the

Heljan delivers **'O' VBA VAN**

New from Heljan is this impressive 'O' gauge model of the air-braked VBA van. BR's family of 1,400 VAA, VBA, VCA, and VDA vans were built between 1969 and 1977.

The VBA van received for review is correctly unventilated and features a representation of the half-length sliding door.

The body tooling is very good and captures the look of the prototype well with crisply moulded panel lines and fine



rivet detail on the bodysides together with the smooth finish on each end and fine panel lining on

the roof. The body also features the distinctive three handle cutaways on each side, separately fitted

lamp irons, correctly orientated brake levers, painted brake pipes, metal screw couplings,



Skaledale bus shelter



One of this month's smaller releases is this 'OO' gauge bus shelter from Hornby's Skaledale range.

Based on a wooden planked prototype, the model is finished in a pleasant brown colour with 'low maintenance' slatted

windows and a grey tiled roof.

Oddly the interior, apart from the opening, has been left unpainted which looks rather stark and will benefit from toning down with perhaps the addition of a bench. (MC)

THE DETAILS

Manufacturer:	<i>www.heljan.dk</i>
Cat No:	4950 (BG), 4994 (GUV)
Description:	BR Mk 1 BG, BR carmine and cream
Description:	BR Mk 1 GUV, Southern Region green
Scale:	'O'
Price:	£325.00
Era:	4/5 respectively
Couplings:	Screw links

easiest to work with, but once you have the hang of them they really look the part between vehicles. As the popularity of 'O' gauge increases so does Heljan's range of rolling stock and these new parcels vans – which are being released in

a multitude of liveries – will be a great source of stock for the scale. Compared to 'OO' gauge vehicles these aren't cheap, but they do represent good value and both are very welcome additions to Heljan's 'O' gauge catalogue. (MW)

THE DETAILS

Manufacturer:	<i>www.hornby.com</i>
Cat No:	R9800
Description:	Bus shelter (44mm x 32mm)
Price:	£6.99
Scale:	'OO'

sprung buffers and finely detailed underframe and brake rigging.

Decorated in the later BR bauxite colour scheme, the model is finished as VBA 200289. The rather drab livery sits well on this model and is up to the high standard we've come to expect from Heljan with an evenly applied coat of matt bauxite, together with a black underframe and grey roof. Printing is crisp and legible with data panels, overhead live wire markings and small details all neatly rendered.

Each of the turned metal wheels is fitted with disc brake inserts which look particularly effective and, together with

THE DETAILS

Manufacturer:	<i>www.heljan.dk</i>
Cat No:	1041
Description:	Railfreight VBA van, BR late bauxite
Price:	£84.95
Scale:	'O'
Era:	7/8
Couplings:	Metal screw-links

compensated axleboxes, complete the package.

A great addition to Heljan's 'O' gauge range and sure to prove very popular. (MC)

Hornby's Railroad '09'



Hornby's Railroad 'OO' gauge 0-6-0 diesel shunter returns in a new guise this month as 09017 in the National Railway Museum's maroon livery. (MC)

THE DETAILS

Manufacturer:	<i>www.hornby.com</i>
Cat No:	R3281
Description:	NRM Class 09 diesel shunter
Price:	£36.99
Scale:	'OO'
Era:	9

Dapol Class 67 bookset



BR black suits Collett '2884' 2-8-0




When it comes to freight engines in the BR steam era, black really is the colour of choice and this new issue of Dapol's excellent 'N' gauge Collett '2884' 2-8-0 offers 3822 in BR black with late crests on the tender sides.

The Dapol model captures the look of these powerful heavy freight locomotives which were once seen across the GWR and BR Western Region network – and particularly on heavy coal trains along the Great Western Main Line to and from South Wales.

The standard of decoration is excellent with a crisp satin black finish topped off with

red bufferbeams, a brass safety valve bonnet and crisply printed numbers on the smokebox. The cabsides feature etched brass numberplates while a neat touch is 'brass' coloured window frames on the cab.

The drive system follows Dapol's standard principle for 'N' gauge with the motor located in the tender driving the locomotive wheels. This long route for the drive does mean



there is more noise than with the motor mounted in the boiler, but our sample still ran smoothly throughout the speed range. A 6-pin DCC decoder socket is provided in the tender which will require careful selection of a decoder to fit the limited space.

For those modelling one of the Western Region main lines a Collett '2884' is a must and this is a great addition to the Dapol range. (MW)

THE DETAILS

Manufacturer:	www.dapol.co.uk
Cat No:	2S-009-007
Description:	GWR '2884' 2-8-0 3822, BR black
Scale:	'N'
Price:	£135.30
Era:	5
DCC:	DCC ready, 6-pin socket
Couplings:	Rapido couplings in NEM pockets

takes to the 'Wales' in 'N'

DAPOL'S 'N' gauge Class 67 returns in this attractive booklet. Finished in the distinctive Arriva Trains Wales (ATW) livery these popular locomotive hauled trains operate between Holyhead and Cardiff Central.

The pack comprises 67001 in plain ATW blue, together with Mk 3b Tourist Standard Opens (TSO) 12176/12178 and Driving Van Trailer (DVT) 82306 in the latest ATW blue colours. The locomotive and DVT are DCC ready, each featuring 6-pin DCC sockets as well as directional head and tail lights. Straight from the box the Class 67 performed well, its 5-pole skew wound motor operating smoothly throughout the speed range.

Application of the livery elements is crisp and legible with bilingual lettering, Arriva logos, Welsh Government branding, data panels, grey roofs, orange cantrail stripes and overhead live warning flashes. The Class 67 numbers are the only slight deviation from the prototype, which should feature a bold typeface.

Also included are packs of separate detail fittings containing air dams for the DVT, bufferbeam pipework, NEM knuckle couplings and disc brake inserts for the wheels on the Mk 3 coaches and DVT.

With additional Mk 3s available separately, Dapol's ATW bookset should prove popular as the basis for these colourful present day trains. (MC)



THE DETAILS

Manufacturer:	www.dapol.co.uk
Cat No:	2D-010-003
Description:	Class 67+DVT+Mk 3 coaches, Arriva Trains Wales livery
Price:	£169.65
Scale:	'N'
Era:	9
DCC:	DCC ready, 6-pin socket
Couplings:	Rapido couplings in NEM pockets



Weathered green for centre headcode Type 3

The English Electric Type 3 – later Class 37 – is one of the most versatile and popular locomotive designs of the 1960s and new to the Bachmann 'N' gauge Graham Farish range this month is D6827 in BR green with small yellow warning panels and a weathered finish.

The model matches the high standards of detail that we have come to expect in 'N' gauge with finely produced bodyside grilles, roof detailing and headcode panels. Add to this highly detailed bogies and underframe fittings and there is little to fault.

The livery is standard BR green with small yellow warning panels at the front, red bufferbeams - including correct early

style cowls at the corners, and a grey roof. The weathering to the lower half of the locomotive is excellent with a subtle brown spray on the bogies and lower bodyside. The roof on our sample was weathered with the same colour around the exhaust ports where it should really be a shade of black.

Nevertheless this small shortfall is more than made up for by the way our sample of D6827 performed – straight from the box this sample ran superbly. It is also factory fitted with directional lights and a 6-pin DCC decoder socket.

Such is the popularity of these locomotives that this BR green EE Type 3 is a sure fire hot seller. (MW)

THE DETAILS

Manufacturer:	www.bachmann.co.uk
Cat No:	371-454
Description:	Class 37/0 D6827, BR green, weathered
Scale:	'N'
Price:	£114.95
Era:	5
DCC:	DCC ready, 6-pin socket
Couplings:	Rapido couplings in NEM pockets

PHONE/ORDER HOTLINE

(0114) 2551436

Open 9:00am - 5:00pm

24 Hr Answerphone service for orders



RAILS OF SHEFFIELD

SHOP OPENING HOURS:

9:30am - 5:00pm

Monday - Saturday

Free parking outside the door!

HORNBY

FULL RANGE STOCKED AT BARGAIN PRICES

R1177	Gloucester City Pullman Electric Train Set	£140.00
R3019	BR (Late) Grange Class 'Paviland Grange' #6845 - Weathered	£123.00
R3020	LMS 2-6-4T Fowler 4P Class LMS Red #2308	£100.95
R3103	BR Class A4 'Bittern' #60019 BR Green Double Tender - SE	£131.95
R3105	GWR Castle Class 'Wellington' GWR Green Hawksworth Tender	£122.95
R3118	BR Castle Class 'Penrice Castle' #7023 BR Green	£125.95
R3185	South Eastern 'Sir Chris Hoy' Class 395 Javelin Train Pack	£134.50
R3187	GNR 0-6-2T N2 Class #1744	£78.95
R3204	LSWR 0-4-4T M7 Class - NRM	£113.95
R3205	BR 4-6-0 'Rood Ashton Hall' 4900 Class	£104.95
R3221	LMS 'Duchess Of Sutherland' and Support Coach Train Pack	£148.95
R3222	GWR Green 2-8-0 42XX Class Locomotive	£104.95
R3224	BR Black 2-8-0 52XX Class Locomotive	£104.95
R3225	GWR Green 2-8-2 72XX Class Locomotive	£113.95
R3227	BR Black 2-8-0 Class O1 Locomotive #3663	£114.95
R3230	LNER 0-6-0 J15 Class Locomotive - Pre 1948	£95.95
R3231	BR 0-6-0 J15 Class Locomotive - Early BR	£95.95
R3232	BR 0-6-0 J15 Class Locomotive - Late BR	£95.95
R3233	LNER 4-4-0 D16/3 Class - Pre 1948 Locomotive	£95.95
R3234	BR 4-4-0 D16/3 Class - Early BR Locomotive	£95.95
R3235	BR 4-4-0 D16/3 Class - Early BR (1948) Locomotive	£95.95
R3236	BR 4-6-2 'Duke Of Gloucester' Class B- Late BR 1960	£109.95
R3237	GWR 4-6-0 'Caerphilly Castle' Castle Class - NRM	£128.95
R3238	SR 0-6-0 700 Class Locomotive - 1920s-1930s	£95.95
R3239	BR 0-6-0 700 Class - Late BR Locomotive	£95.95
R3240	BR 0-6-0 700 Class - Early BR Locomotive	£95.95
R3242	BR 2-6-0 K1 Class - Early BR Locomotive	£113.95
R3243/A	BR 2-6-0 K1 Class - Late BR Loco Different Running Numbers	£113.95
R3244/TTS	BR Green 4-6-2 'Duke Of Gloucester' #71000 with TTS Sound	£122.95
R3245/TTS	BR Blue 4-6-2 'Tornado' 'Peppercom' A1 Class TTS Sound	£135.95
R3246/TTS	LNER 2-8-2 'Cock O' The North' P2 Class Locomotive TTS Sound	£135.95
R3258	BR 2-BL 2 Car Electric Multiple Unit Train Pack	£113.95
R3260	SR 2-HAL 2 Car Electric Multiple Unit Train Pack	£113.95
R3263	BR Co-Co Diesel Electric 'Vanguard' Class 50024 Locomotive	£129.95
R3267/XS	Transrail Co-Co Diesel Electric Class 60005 'Skiddaw' DCC Sound	£217.95
R3268	Arriva Train Wales Bo-Bo Diesel Electric Class 67 003 Locomotive	£122.95
R3269	BR Intercity 125 Class 43 HST (Eastern Region) Pack	£183.95
R3270	Midland Mainline Class 43 HST Pack	£183.95
R3271	BR InterCity Class 43 HST Pack	£183.95
R3273	RailRoad BR 2-10-0 Franco Crosti Boiler 9F Class - Early BR	£104.95
R3274	RailRoad BR 2-10-0 Franco Crosti Boiler 9F Class	£104.95
R3284/TTS	RailRoad LNER 4-6-2 Flying Scotsman A1 Class TTS Sound	£87.95
R3285/TTS	RailRoad LNER 4-6-2 Gwladus A4 Class Locomotive TTS Sound	£87.95
R3286/TTS	RailRoad BR Empress of Canada Class 40 D232 TTS Sound	£73.95
R3287/TTS	RailRoad BR Class 47 401 BR Blue Diesel Locomotive TTS Sound	£73.95
R3289/TTS	Network Rail Class 37 97301 Locomotive with TTS Sound	£73.95
R3290/A	BR 2-HAL 2 Car Electric Multiple Unit - Different Running Numbers	£113.95
R3291/XS	Colas Rail Freight Co-Co Diesel Class 56094 with DCC Sound	£217.95

BACHMANN

FULL RANGE STOCKED AT BARGAIN PRICES

30-042	Digital Starter Train Set	£127.49
30-048	'The Highlander' Digital Sound Train Set	£250.71
30-170	'Thames Clyde Express' Electric Train Set	£148.71
30-575	The Railway Children Collectable Train Pack	£22.95
31-029	Class 166 Networker 3 Car DMU #166204 Thames Trains	£22.95
31-119	BR Standard Class 4MT #75035 BR Black Late Crest - Weathered	£22.95
31-137	Class D11/2 6385 'Luckie Mucklebackie' LNER Black	£22.95
31-138	Class D11/2 'Hayston of Bucklaw' #62682 BR Black Early Emblem	£22.95
31-187	Jubilee Class 'Nelson' #5664 LMS Crimson with Stanier Tender	£22.95
31-214	Patriot Class 4-6-0 'Giggleswick' #45538 BR Green Early Emblem	£22.95
31-318	Robinson Class J11 (GCR9J) #5317 LNER Black 0-6-0	£69.50
31-344	Class 04 #D2332 'Lloyd' NCB Industrial Yellow - Weathered	£22.95
31-365	Class 03 #03170 BR Blue Wasp Stripes & Air Tanks - Weathered	£22.95
31-441DC	Invicta Class 2MT 2-6-2 Tank #41291 BR Lined Black Late Crest	£22.95
31-517DS	Class 158 2 Car DMU #158849 Regional Railways 'SOUND'	£22.95
31-614	Class V3 Tank #67609 BR Lined Black Late Crest Cranked Pipes	£22.95
31-635	Class 64xx 0-6-0 Pannier Tank #6407 GWR Green	£22.95
31-637	Class 64xx 0-6-0 Pannier Tank #6400 BR Lined Green Late Crest	£22.95
31-656DC	Class 47 #D1677 'Thor' BR Green Yellow Ends	£99.95
31-658	Class 47 #47190 'Pectinidae' BR Petroleum Sector - Weathered	£95.95
31-679	Type A15 Electric #E3095 BR Electric Blue Small Yellow Panel	£22.95
31-691	LMS Stanier Mogul Class #42969 BR Lined Black Early Emblem	£22.95
31-692	LMS Stanier Mogul Class #42968 BR Lined Black L/C (Preserved)	£22.95
31-920	H2 Class Atlantic 4-4-2 2426 'St Alban's Head' SR Olive Green	£22.95
31-921	H2 Class Atlantic 4-4-2 32424 'Beachy Head' BR Black Early Emblem	£22.95
31-995	LMS 10000 BR Brunswick Green, Lined Orange & Black	£89.50
31-996	LMS 10000 BR Brunswick Green, Part Eggshell Blue Waistband	£89.50
31-997	LMS 10001 BR Brunswick Green, Blue Waistband Yellow Panels	£89.50
32-038DS	Class 20 #20124 BR Blue Indicator Disks - 'Weathered' 'SOUND'	£22.95
32-065	Class 43 'Warship' #D865 'Zealous' #D865 BR Maroon Yellow Panel	£22.95
32-066	Class 43 'Warship' 'Pegasus' #D835 BR Green Yellow Panel	£22.95
32-085	Class 56XX #6639 BR Black Early Emblem	£22.95
32-260DC	WD Austerity 2-8-0 #90448 BR Black Late Crest	£117.95
32-285	Class 101 2 Car DMU BR Green with Speed Whiskers	£119.95
32-286	Class 101 2 Car DMU BR Green with Yellow Warning Panel	£119.95
32-331	Class 25/1 #25043 BR Green Full Yellow Ends - Weathered	£22.95
32-440	Class 24/1 DS135 BR Green	£22.95
32-442	Class 24/1 #24137 BR Blue	£22.95
32-529B	Class 55 #D9011 BR Two Tone Green	£87.95
32-680	Class 45 #45036 BR Blue Split Centre Head Code	£22.95
32-762DS	Class 57/3 'The Hood' #57312 Virgin - Weathered 'SOUND'	£22.95
32-763	Class 57/3 'Pride of Crewe' #57309 DRS Compass Blue	£22.95
32-784	Class 37/0 #37242 Mainline Blue Centre Head Code - Weathered	£22.95
32-785DS	Class 37/0 #37254 BR Departmental - Weathered 'SOUND'	£22.95
32-786	Class 37/0 #37174 EWS Domino Head Code - Weathered	£22.95
32-927	Class 150/1 2 Car DMU #150128 First Great Western	£127.46
32-938	Class 150/2 #150204 Northern Rail	£127.46
32-992	Wickham Type 27 Trolley Car BR Engineers Yellow	£22.95
32-993	Wickham Type 27 Trolley Car BR Engineers Yellow Wasp Stripes	£22.95
35-076	Class E4 0-6-2 #473 Southern Green	£22.95
35-077	Class E4 0-6-2 #32556 BR Black Early Emblem	£22.95

GRAHAM FARISH

FULL RANGE STOCKED AT BARGAIN PRICES

370-080	'Countryside Coal' Digital Train Set	£22.95
370-500	Cumbrian Mountain Express Collectable Train Pack	£22.95
371-019	Class 08 #08897 EWS - Weathered	£71.95
371-085	Class 25/1 #D5188 BR Green	£84.96
371-087	Class 25/2 #25234 BR Blue	£84.96
371-110	Class 31 #D5563 BR Green - Directional Lighting	£93.46
371-111	Class 31 #D5596 BR Green Small Yel Panels - Directional Lighting	£93.46
371-112	Class 31 #31173 BR Blue - Directional Lighting	£93.46
371-165	Class 37/4 #37407 'Loch Long' BR Blue Large Logo	£89.20
371-168	Class 37/5 #37506 Railfreight Red Stripe	£89.20
371-169	Class 37/5 #37409 DRS	£89.20
371-286	Class 55 'Kings Own Yorkshire Light Infantry' #D9002 BR Green SYP	£93.46
371-287	Class 55 'Prince of Wales's Own Regiment of Yorkshire' #55005 Blue	£93.46
371-330	Class 150/1 #150128 First Great Western	£101.95
371-384	Class 66 #66209 EWS - Weathered	£93.95
371-396	Class 66 (Low Emission Variant) 'Interhub G8' #66731 GBRF	£89.21
371-454	Class 37 #D6827 BR Green Centre Headcode - Weathered	£97.70
371-558	Class 158 2 Car DMU #158871 ScotRail	£97.50
371-604	Class 42 'Warship' 'Onslaught' #D832 BR Green	£93.46
371-635	Class 70 Powerhaul #70006 Freightliner	£99.95
371-656	Class 57 #57312 Network Rail Yellow	£93.46
371-657	Class 57 'Pride of Crewe' #57309 DRS Compass Livery	£93.46
371-880	Class 108 2 Car DMU BR Green Small Yellow Panel	£114.71
371-987	Class 64xx 0-6-0 Pannier Tank #6400 BR Lined Green Late Crest	£63.71
372-030	Castle Class 'Earl of Dunraven' #5044 GWR Lined Green	£22.95
372-181	Princess Coronation Class 'Duchess of Hamilton' #46229 BR Green	£127.46
372-183	Princess Coronation Class #46240 'City of Coventry' BR Crimson L/C	£127.46
372-310	Merchant Navy Class #35024 'East Asiatic Company' BR Blue E/E	£22.95
372-312	Merchant Navy Class #35028 'Clan Line' BR Green Late Crest	£22.95
372-385	Class A2 'AH Peppercom' #525 LNER Apple Green	£127.46
372-388	Class A2 'Blue Peter' #60532 BR Lined Green Late Crest	£127.46
372-400	Class 39 #1856 LNER Lined Black Flat Sided Tender	£75.95
372-536	Class 4MT Tank #80119 BR Lined Black Late Crest	£89.21
372-625	Invicta Class 2MT #46521 BR Lined Green Late Crest	£91.95
372-626	Invicta Class 2MT BR Lined Black E/E Locomotive 46440	£91.95
372-653	BR Standard Class 4MT #76079 BR Lined Black Early Emblem	£100.26
372-725	BR Standard Class 5MT 73068 BR Lined Green Late BRIC Tender	£99.95
372-727	BR Standard 5MT 'Camelot' BR Lined Black Early BRIB Tender	£99.95
372-752	Fairburn 2-6-4 Tank #42073 BR Black Late Crest	£89.21
372-800A	Class A1 'Tornado' #60163 BR Lined Brunswick Green	£125.50
372-800B	Class A1 'Tornado' #60163 BR Express Blue	£125.50
372-930	N Class 2-6-0 #1406 SR Olive Green Slope-sided Tender	£110.46
372-931	N Class 2-6-0 #31844 BR Black Early Emblem	£110.46

RAILS BLACK LMS LIMITED EDITIONS



31-998 LMS Twins Wooden Box Set #10000/10001 Black/Chrome £249.50

UK POSTAL RATES: £4.00 (1st Class), £4.50 (1st Class Recorded), Special Delivery £8.50 next day delivery inc Saturdays by 1:00pm (orders must be placed before 2:00pm on date of despatch), £7.50 per parcel over 2kg sent via ParcelForce courier for next day delivery inc Saturdays (orders must be placed before 3:00pm on date of despatch). This excludes post codes: IV, HS, KA27-28, KW, ZE, PA20-78, PH17-50, BT, IM, TR21-25, JE-GT and PO31-41 which will be charged at £12.

WORLDWIDE POSTAL RATES: Postage charged at cost sent via Royal Mail Airmail under 2kg, ParcelForce over 2kg. (Air sure and international signed for available on request). Non EEC countries are VAT deductible.

New releases may be booked in advance. All mail order or telephone orders despatched immediately with an immediate refund or follow-on option on 'Out of Stock' items. Please advise with your order. All goods are either in stock or on order.

By Car: From M1 South, Junction 29, follow A617 to Chesterfield then A61 to Sheffield. From M1 North, Junction 33, follow Parkway then A61 Chesterfield Road. By Bus: From Midland Station/Transport Interchange catch No 53 (Lowdges) bus to Albert Road (approximately 2 miles).

PRICE PROMISE

We guarantee the price of our forthcoming releases for Locomotives, coaches and wagons to be at least 10-25% less than the RRP at the time of release. We also offer large discounts on many of our railway accessory ranges.

We continually monitor other retailers to ensure that our prices are always competitive.

JUST LOOK FOR THE



Colour coding:

No DCC

DCC READY

DCC Fitted/Sound

PLEASE NOTE:

All items currently in stock are despatched immediately.

Forthcoming releases will be despatched immediately upon release.

If your order contains both current items and forthcoming releases then these will be despatched separately and subject to separate delivery charges.

DAPOL AT BARGAIN PRICES

N GAUGE OO GAUGE O GAUGE

GOLD STAR STOCKISTS

FULL RANGE STOCKED

Call us or see our website for
more details and bargain prices

ESU Loksound AT BARGAIN PRICES

V4.0 Steam Sound Decoder with Speaker	Classes A4 Pacific, A1/A2 Pacific, A1 Pacific 'Tornado'	£94.50
	GWR Pannier 57xx, GWR Manor 78xx, BR/LMS Mogul, 4MT Tank, Jubilee, BR/LMS Fairburn, Ivatt Class 4, 3F Jinty, Bulleid Pacific	
V4.0 Diesel Sound Decoder with Speaker	Classes 03/08/20/24/25/31/37/40/43 HST/44/45	£94.50
	47/50/52/55/57/66/67/108 DMU/158 Sprinter	
DCCSFIT	Fitting service for all OO gauge Steam Classes	£25.00
DCCDIFIT	Fitting service for all OO gauge Diesel Classes	£20.00

All sound decoders are available with either 8 or 21 pin connectors, several of the steam decoders are suitable for use in other locomotives. See our website for more details.

50010	ECosBoost ext Booster 4A DCC/MOT/SX/mfx	£197.50
50011	ECosBoost ext Booster 8A DCC/MOT/SX/mfx	£369.50
50111	ECosControl Radio Handset & Base Station	£241.50
50200	ECosCommand Station (2nd Gen) 15-21V & Colour Touchpad	£499.99
50300	Navigator Digital System Wireless IR Handset & Base Station	£258.50

DECODER FITTING SERVICES

DCCFIT6	DCC Decoder fitting service for N gauge 6 pin DCC Ready locomotives	£29.50
DCCFIT8	DCC Decoder fitting service for OO gauge 8 pin DCC Ready locomotives	£29.50
DCCFIT21	DCC Decoder fitting service for OO gauge 21 pin DCC Ready locomotives	£29.50

The charges for our fitting services are inclusive of the cost of the decoder which will either be a Hornby 4 or Bachmann 3 function decoder chosen at our discretion.

HELJAN AT BARGAIN PRICES

OO GAUGE O GAUGE

FULL RANGE STOCKED

Call us or see our website for
more details and bargain prices

Corgi Dambusters 70th Anniversary



AA32621 Avro Lancaster B MK.III	£124.50
AA33615 Panavia Tornado GR4	£89.50

PHONE/ORDER HOTLINE

(0114) 2551436

Open 9:00am - 5:00pm

24 Hr Answerphone service for orders



GAUGEMASTER AT BARGAIN PRICES

DCP-CB12D	DCC Concepts Cobalt Digital Slow Action Point Motor (12)	£179.50
DCP152	DCC Concepts Cobalt Slow Action Point Motor (12 Pack)	£165.50
DCC01	Prodigy Express Package	£119.95
DCC02	Prodigy Advance Package	£209.50
DCC03	Prodigy Advance 2 Wireless Starter Set	£359.50
DCC13	Prodigy Advance 2 Wireless Walkaround	£144.50
DCC14	Prodigy Advance 2 Backlit Walkaround	£99.00
DCC23	6 Pin N Gauge Plug-in Decoder	£21.00
DCC27	OMNI 21 & 8 Pin Decoder	£15.95
DCC30	Accessory Decoder	£45.50
DCC40	Auto Reverse Module	£31.50
DCC51	Prodigy Wireless Conversion Set	£199.50
DCC55	Prodigy Advance Wired Computer Interface Cable	£40.50
Model D	Twin Track Controller	£67.50
Model Q	Four Track Controller	£124.50
PM1	Point Motor with Accessory Switch	£4.00
PM2	Point Motor	£3.50
PM4	Point Motor Self Latching with Switch	£4.95
100M1	Single Power Controller	£67.95

PECO AT BARGAIN PRICES

FULL RANGE STOCKED

All Gauges Track and Accessories

Call us or see our website for
more details and bargain prices

DJ MODELS AT BARGAIN PRICES

Advance Orders Now Being Taken

for the new DJ Models Range

All Gauges Track and Accessories

Call us or see our website for
more details and bargain prices

ALSO STOCKED AT BARGAIN PRICES

In addition to full ranges from all the manufacturers featured here we also offer full ranges from:



WOODLAND SCENICS
The World Leader in Model Scenery



and many more. If you can't find the product you are looking for on our website then
please contact us and we can order it in for you.

Check out our **ebay** stores to see what discontinued and rare items we have on offer and
for your chance to pick up a second-hand bargain today.

Visit: <http://stores.ebay.co.uk/Rails-Of-Sheffield>

Visit: <http://stores.ebay.co.uk/The-Rails-of-Sheffield-Vault>

MODEL RAILWAYS BUY – SELL – EXCHANGE ANY GAUGE ANY AGE TOP PRICES PAID

<https://railsofsheffield.com>

OFFICIAL HORNBY
COLLECTORS CENTRE

Est 1975

FOR MORE SPECIAL OFFERS AND UP TO THE
MINUTE RELEASES VISIT OUR WEBSITE

TELEPHONE/ORDER
HOTLINE

(0114) 2551436

Open 9:00 am - 5:00 pm
24 Hr Answerphone service for orders



RAILS OF SHEFFIELD

SHOP OPENING HOURS:

9:30 am - 5:00 pm

Monday - Saturday

Free parking outside the door!

WANTED

CASH OR PART EXCHANGE

We urgently require collections of any size featuring products from the following manufacturers:



We are always on the lookout for all types of kit built models including Pro-Scale, Nu-Cast, Golden Age Models, Silver Fox Models, Comet Models, David Andrews and Japanese/Korean Brass in addition to all manufacturers above.

Please do contact us if you are at all unsure as to whether we would be interested in your collection.

We value your used models very highly and will pay top prices for all items offered.

We provide a fast, professional and friendly service from our family run business.

Distance is no object and anything is considered.

Please telephone us on 01142 551436, email secondhand@railsofsheffield.com, fax us on 01142 555982 or post your lists to the address at the bottom of the page, all enquiries answered.

AIRBRUSH EQUIPMENT, PAINTS & ACCESSORIES



CLEAN YOUR AIRBRUSH LIKE A PRO!

LIFECOLOR

ACRYLIC HOBBY COLORS





Hornby Magazine Yearbook 7 - Collector's Edition

In this seventh edition of the Hornby Magazine Yearbook the North Eastern Region of British Railways is the prime source of inspiration for a layout build which features the unique atmosphere of a branch line railway system built in 'OO' gauge by Hornby Magazine's Editor Mike Wild. In this Yearbook we will guide you through the process of building a model railway showing how this layout - Shortley Bridge and Felton Cement Works - has been developed from the Operation Build It! terminus station which featured as a series build in the magazine. Hardback, 128 pages. Also available as a bookazine for just £6.99 - see website or call for details

**JUST
£17.99**

CODE: B455



The Modern Railway 2015 Book

The Modern Railway includes a comprehensive directory of over 2450 suppliers and businesses involved in keeping the UK industry in operation. This section has comprehensive contact information including website addresses and email details, making this publication an essential tool for today's railway professional. Hardback, 208 pages.

**JUST
£25.00**

Code: B456



Hornby Getting Started DVD

This feature-packed DVD contains the basic information you need to start building a model railway and it shows Bay Street and Dalby Wood. Illustrating key decisions for building your own layout, such as track plans, rolling stock, scales and gauges, control systems and buildings. Region 2 DVD, Running time 100 minutes

Price £14.49

Code: DVD613



Hornby DVD - Baseboards, Tracklaying and Wiring DVD

The second volume of the Hornby Magazine DVD. In this informative and entertaining programme we look at the various stages of building a model railway, from the construction of the baseboards to the running of the first trains. This DVD will guide you through the various aspects of building a railway in miniature. Region 2 DVD, Running time 80 minutes

Price £14.49

Code: DVD614



Glory of Steam on Southern Lines DVD

Recorded throughout the last decade, this film recreates the experience and the Glory of Steam on Southern Lines. Region 2 DVD, Running time 45 minutes

Price £8.99

Code: DVD634




Ages of Steam - The Jazz Age DVD

Using footage from the last quarter of a century, this programme looks at the way this final form was refined by some of the most famous engineers of their time, right up to the last steam locomotives built for main line service in the country. This is The Jazz Age, examining the locomotives of the 1920s. Region 2 DVD, Running time 50 minutes

Price £11.99

Code: DVD675




British Steam in the North of England DVD

In this programme, using film shot over the last quarter of a century, we reflect upon the development of steam and celebrate our great railway heritage. Region 2 DVD, Running time 48 minutes

Price £11.99

Code: DVD658



British Steam in the 1960's & 1970's DVD

During the final decades of steam locomotive operation on British Railways, keen amateur photographers captured fascinating footage of the end of an era. This programme brings you some of these unique movies, including steam workings at Clapham Junction, the Great Central Line, Stanier Pacifics on the West Coast Main Line and much, much more. A real treasure trove of steam gems. Region 2 DVD, Running time 120 minutes

Price £11.99


Code: DVD670



Gas Lamps 4mm scale - 3 pack

Three lamps and extension posts, LEDs and LED control circuit board
GLGWR3 - GWR/Western brown
GLMR3 - LMS/London maroon,
GLSR3 - SR/Southern green,
GLPL3 - Plain black - unpainted

£31.95 (RRP £39.95)



Wagon load kits - N Gauge and OO Gauge

Each kit includes four sheets of A5 material for wagon load boards, two glue applicators and full instructions and will provide enough load for up to 30 wagons (N gauge) or 15 wagons (OO gauge).

Price £13.99

N Gauge

MOD19 - Ballast Limestone (pristine)
MOD20 - Steam Coal
MOD21 - Iron Ore
MOD22 - Limestone
MOD24 - Variety pack (Limestone, coal, iron ore)

OO Gauge

MOD14 - Ballast Limestone (pristine)
MOD15 - Steam Coal
MOD16 - Modern image coal
MOD17 - Iron Ore
MOD18 - Limestone
MOD23 - Variety pack (Limestone, coal, iron ore)

Steam on the Cambrian

Recapturing the glory days of the Cambrian Coast in 'OO' gauge was **FRANK COLLINS'** aim for his diorama – but it soon developed into a fabulous and evocative exhibition layout.

PHOTOGRAPHY, MIKE BISSET

 **BR '3MT'**
2-6-2T 82019
crosses the trestle
bridge at Morfa Bach
with a fitted goods.





STATISTICS

Owner:	Frank Collins
Scale:	'OO'
Length:	8ft (scenic section)
Width:	1ft
Track:	C&L finescale
Control:	Analogue
Period:	BR Cambrian Coast route, 1950s-1960s



THE CAMBRIAN COAST Line from Shrewsbury to Aberystwyth and Pwllheli always retained a distinctive atmosphere right to the end of steam. It may have been taken over by the Great Western Railway (GWR) in 1923 when the Cambrian Railway was grouped into the Swindon giant, but it was far removed from the glamour of the 'Castles' and 'Kings' of South Wales and England. The scenery was different, the accents were different, and the locomotives were different too: the 'Dukedogs' and 'Manors' were, after all, designed very much with this sinuous but lightly laid route in mind.

And it was this sense of difference that Frank Collins wanted to recapture when he decided to build a 1950s set diorama on which to photograph his collection of locomotives and rolling

stock. At the time, little did he imagine that in less than two years, it would evolve into a stunning exhibition layout, and one that simply oozes nostalgia.

From childhood, Frank had a fondness for the Cambrian line, with many happy memories of holidays at Barmouth and the Cardigan Bay resorts. He already had experience of building layouts based on the Cambrian, so it was obvious that the diorama should also portray a small section of that line.

Frank wanted his diorama to be long enough to photograph not only individual items, but also short trains, so he opted for a 4ft x 1ft scene. Over the six winter months of 2011/12, the diorama was completed and became Morfa Bach.

Morfa Bach is an actual location on the Cambrian coast between Dovey Junction and Aberdovey, and the diorama is a faithful representation of the area,

but with the inclusion of a piece of modeller's licence – a trestle bridge so representative of that part of Wales.

Although there was no such bridge at Morfa Bach on the North side of the Dovey estuary, there was one, Clettwr Bridge, on the South bank on the Aberystwyth line. Frank felt that to include such a typically Cambrian feature would make Morfa Bach instantly recognisable as Welsh.

Frank was tempted to opt for 'EM' or 'P4' track, but to rewheel all his stock would have been a daunting prospect so he decided to stay with 'OO'. On the scenic areas, all the trackwork is C&L Finescale with handmade turnouts produced from templates created with Templot computer software.

The turnouts are operated by Fulgurex slow motion motors with the voltage reduced from 12v to 9v to give a slower and smoother action.



DEVELOPMENT

Once he'd completed the first photographic module, Frank realised that Morfa Bach was more than just a vehicle for his original photography purposes - it could be the basis of something bigger. Adding another similar sized module and building a fiddle yard for each end would produce an enticing new Cambrian Line exhibition layout.

With Morfa Bach being just a single line, any extension would have to provide more in the way of operational interest. After much thought, Frank decided on Penmaenpool. This location featured a distinctive engine shed with unique louvred vents, and a variety of other interesting features to model.

After a year in the building, the new module to the same 4ft x 1ft size as Morfa Bach was completed, but there still remained the question of fiddle yards. After rejecting the ideas of a fan of sidings or sector plates and cassettes, Frank opted for turntables, each with three tracks long enough to carry complete trains. This has the advantage of being able to turn a train without having to handle any of the stock. The speed and simplicity of this system can provide an almost continuous procession of trains along the length of the layout - a must for holding the interest of spectators at exhibitions. Operation is by traditional 12V analogue and the only working signal is operated by a small micro servo motor from Heathcote Electronics, providing adjustable travel and speed. Once set up, this has proved to be consistent and reliable. The signal is also interlocked with the points and cab control, so it is not possible to pull the signal off unless the points and cab control switches are correctly set. »

 **Left:** With an ex-LMS non-corridor coach at the front a Collett '2251' 0-6-0 enters the tunnel at Morfa Bach.

 **Below:** Representing the new order of the early 1960s a BR Sulzer Type 2 passes through Morfa Bach.



CREATING THE SCENE


Frank's preferred method of scenery construction is to build a lattice of cereal packet cardboard over crumpled newspaper. This is then covered with a mixture made from household filler, PVA, emulsion paint and water. The mix is spread on to the lattice with a half inch paintbrush in two layers, allowing 24 hours between each application. The addition of the emulsion paint means that if the landscape gets damaged, no white plaster shows through.


The rocks and stones could not be more natural as they are real slate, glued together with PVA, and then painted and weathered. The small scree stones are budgie grit, painted and weathered to harmonise with the larger stones. The river water is Humbrol gloss varnish over a base of blue and grey enamels. Several coats of varnish were applied, with the addition of streaks of white and other colours between each coat.

One material which must be unique on a model railway is hand rolling tobacco. This was used to create the seaweed on the riverbank, fixed directly to the baseboard with diluted PVA.

Some of the impressive trees are Woodlands Scenics kits, while others are made from electrical cable coated with Milliput. The tree canopies were created from foliage matting in a variety of colours from various suppliers.

Much use of 5amp fuse wire was made in the production of the other foliage. For the flowers, in particular the Rosebay Willow Herb, the fuse wire was painted and dipped in static grass and coloured scatter. Similarly, an unused teabag provided the material for the dock leaves. Other materials used for the vegetation include hanging basket liner >>

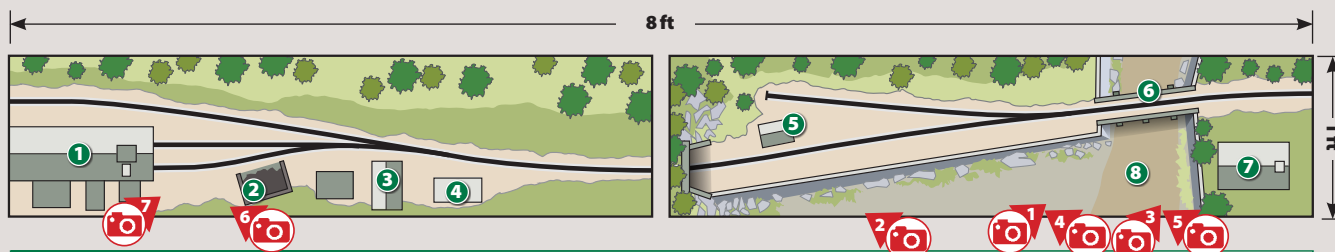


 A Churchward '45XX' 2-6-2T eases its mixed goods onto the trestle bridge. The bridge is made from wood, just like the real thing.



Real slate has been used to give the surroundings at Morfa Bach an authentic appearance. A BR '3MT' 2-6-2T heads towards the trestle bridge.

THE CAMBRIAN COAST TRACK DIAGRAM (Not to scale)



KEY

- 1 Engine shed
- 2 Coaling stage

- 3 Lamp hunt
- 4 Grounded van body

- 5 P.W. Hut
- 6 Trestle bridge

- 7 Bridge keeper's cottage
- 8 Road



A Collett 'Mogul' simmers on shed at Penmaenpool. Note the not to be moved board on the tender of a second 'Mogul' and small details such as fire irons and oil drums.

and static grass of varying lengths. The only readymade scenic products are the grass clumps, which are convincingly placed below the retaining wall.

All the buildings, except for the bridge keeper's cottage, had to be scratchbuilt from photographs, with the preferred material being embossed plastic sheet.

The trestle bridge is of all wood construction. Pine strip is used for the trestles and main load bearers and coffee stirrers for the planks, glued and pinned together with Peco track pins. Following the prototype, the rails are laid

on longitudinal timber baulks and are held in place with C&L plastic chairs.

LOCOMOTIVES

The Cambrian routes had a distinct set of locomotives as well as others which were more commonplace, and all of this is represented in Frank's collection. Stalwarts include Collett '2251' 0-6-0s and 'Manor' 4-6-0s while the recent Bachmann 'Dukedog' 4-4-0 is the perfect addition for this model as they were synonymous with the route.

However, while the GWR designed

locomotives do predominate with other designs including 'Small Prairie' and 'Pannier' tanks, the BR Standard designs also play an important role in representing the 1950s Cambrian Coast route. To achieve this Frank has turned to the extensive range of ready-to-run models including '3MT' 2-6-2T, '4MT' 2-6-4T and '4MT' 4-6-0s from Bachmann.

The same attention to detail evident in every inch of the layout is also obvious in the locomotives and rolling stock which appear on the line. Real coal is used in the tenders and bunkers. All the subtly weathered locomotives have crews, and lamps and couplings are fitted.

Like the locomotives, the carriages and wagons which operate are drawn extensively from ready-to-run products with a vast selection of vans, opens and mineral wagons together with suitable brake vans and correctly liveried BR maroon and chocolate and cream coaching stock. The rolling stock has all benefitted from some improvement, whether it be the fitting of correct couplings, etched brake gear or weathering. Many of the vans display signs from Sankey Scenics.

PART THREE

Steam on the Cambrian has already appeared at several exhibitions, and was much admired at the 2014 Midland RailEx. A further extended Cambrian experience may be appearing at future exhibitions as Frank now plans to build a third module, 6ft long, to fit between the existing two, and featuring a station and passing loop – now, that's something to look forward to seeing! [Read more](#)



On shed at Penmaenpool a Collett '14XX' 0-4-2T takes on fuels prior to its next duty.

This month's **OXFORD** New Releases

1:72

DH Hornet F3 W8909,
80 Squadron RAF, Kai Tak
72HOR003 1:72

DH 88 Comet -
G-ACSP - Black Magic
72COM001 1:72

NEW
Tooling!

1:43

Austin Princess Late -
Black (The Beatles)
AP007 1:43

Austin Seven RN Saloon -
Maroon/Black
ASS003 1:43

Austin Seven RN Van -
Liptons Tea
ASV003 1:43


1:76

Plaxton Panorama 1 -
Southdown
76PAN001 1:76

NEW
Tooling!

AEC Mercury TL -
Derbyshire Fire Services
76AM005 1:76

Dennis Light Four
"New World" - NFS
76DL4005 1:76



Volvo FH Walking Floor -
Alex Anderson
VOL01WF 1:76



Scania Highline Walking
Floor - Eddie Stobart
SHL02WF 1:76



Scammell Pioneer -
Whitelegs/Tow Hook
76SP012 1:76



Lotus Evra - Central
Motorway Patrol Group
76LEV003 1:76



Range Rover Evoque
2 Door Coupé - Baltic Blue
76RR003 1:76



Lotus Elite -
Sunburst Yellow/Silver
76LTE003 1:76



Jaguar XKR-S 2 Door
Coupé - Polaris White
76XKR003 1:76



Jaguar XK Convertible -
Ultimate Black
76XK003 1:76

1:148

Foden F6 Tipper -
Blue Circle Cement
NF6004 1:148

NEW
Tooling!



David Brown Tractor - RAF
76DBT006 1:76

Ford Transit SWB
Low Roof - AA
76FT016 1:76



To order, call:

02380 248850



Follow us on Twitter
@OxfordDiecastUK

See more at:

www.oxforddiecast.co.uk

OXFORD DIECAST LTD. PO Box 62, Swansea SA1 4YA Tel: 01792 643500

OXFORD 

Precision die-cast scale engineering
at surprisingly inexpensive prices

Hornby's GWR 'HALL' DEBUTS

The Great Western Railway 'Hall' 4-6-0s were maids of all work and Hornby has released the first of its new models. **MIKE WILD** takes a closer look at this brand new 'OO' gauge locomotive.



Hornby's new GWR 'Hall' 4-6-0 captures the looks of the prototype well.



THE Great Western Railway's Swindon Works knew what it needed to keep trains moving and while its competitors moved into the glamorous territory of 'Pacifics' and 'Mikados' it stuck firmly with its 4-6-0 policy for mixed traffic and express locomotives.

The 'Hall' was designed by Collett in 1928 as a replacement for the Churchward '43XX' 2-6-0s and was essentially a 'Saint' with smaller driving wheels to make it more suitable to its mixed traffic purpose hauling freight and passenger trains. In all 259 were built by Swindon Works by 1943 with many surviving until the end of Western Region steam. 11 have been preserved including the subject of this train pack – 4953 *Pitchford Hall*.

THE MODEL

The 'Hall' is the last of the new production items to be released from the 2013 Hornby catalogue and it has been designed in a similar manner to the models of *Duke of Gloucester* (HM80) and the *Gresley 'P2' 2-8-2* (HM89). As

such it has been placed in both the RailRoad and main ranges of the Hornby catalogue, and the main differences are in decoration.

Our sample is 4953 *Pitchford Hall* which is delivered as part of the Tyseley Connection train pack – announced in the 2014 catalogue – which also contains a trio of Hornby BR Mk 1 carriages with full decoration and metal wheels consisting of a Corridor Composite, Corridor Second and a Corridor Brake Second, all in BR chocolate and cream livery. The pack is limited to 1,000 pieces.

This isn't the first time that Hornby has produced the 'Hall' 4-6-0 for 'OO' – its first attempt was available from 1966 until 1981, but this new version owes nothing to the original.

First things first, Hornby has certainly captured the looks of the Collett machines very well. From the front the proportions are spot on – although

the smokebox dart is moulded as part of the smokebox door – while the rivet detailing on the running plate and bufferbeam together is exquisite. Fine separately fitted wire handrails are fitted around the boiler too. The cylinders are


factory fitted with drain cocks while the outside steam pipes are neatly moulded from the boiler leading down through the frames.

Moving along the locomotive, the boiler barrel and firebox have both been reproduced to a high standard, but one element on the driver's side lets it down – the moulded ejector pipework, which just doesn't look right when viewed

in close up. However, there are positives with the reversing rod being a separately fitted etched metal component while each of the splashers appear to be separate fittings too.

Inside the cab the firebox backhead is





The motor is contained within the firebox while the tender has an 8-pin DCC decoder socket and provision for fitting a speaker too.



"Hornby has done a quality job on recreating the 'Hall' for 'OO' scale."

MIKE WILD

fully detailed with selected items picked out with paint including the seats and regulator. Flush glazing is fitted to the cab together with a separate fitting for the fallplate between the locomotive and tender.

Beneath the frames Hornby has done a fine job of representing the motion, wheels, and brake rigging of the 'Hall', all of which is factory fitted. The front bogie includes guard irons which make all the difference to the front end appearance of this mixed traffic 4-6-0.

Moving onto the tender, 4953 is supplied with a Collett 4,000gallon tender which is a new moulding for the 'Hall'. This consists of a single piece body moulding inclusive of the coal load, and the tender is neatly detailed with excellent rivet patterns. Lamp irons and steps are moulded on the rear, but these are on the heavy side, while the handrails at the rear are also moulded. The handbrake and water scoop handles are both neatly modelled while underneath you will find full brake rigging and a model of the water scoop.

The model of 4953 is presented in the

condition in which it was seen operating on the 'Shakespeare Express' main line trains from Birmingham Snow Hill to Stratford upon Avon in 2009 with BR numbers on the smokebox, no lining and GW lettering on the tender. Hornby's application of the livery meets the high standard we expect from it with crisp edges between all colours and fine printing of the numbers, lettering and crests.

PERFORMANCE

The performance of a model is everything, no matter what price bracket it lies in, and the new 'Hall' is no exception.

After thorough running in to remove a small tight spot at very low speeds our sample of 4953 ran faultlessly throughout the speed range offering plenty of capacity to handle an eight coach train of Mk 1 carriages. The front bogie also rode well, comfortably negotiating a range of large and medium radius points and down to second radius curves.

An 8-pin decoder socket is fitted in the

tender together with provision for installing a speaker for those who wish to add digital sound to the model. Access to the socket is very straightforward, requiring two screws to be released for access to the spacious interior.

OVERALL

Hornby has done a quality job on recreating the 'Hall' from scratch, but there are two elements which let it down – the moulded ejector pipework and the tender rear. If these two items had been done to the standards of other locomotives it would have taken this from being a good model to an excellent one.

All in all the new 'Hall' is a good value package which has the looks of the prototype and performs just as well as we would expect. With that in mind it is a great addition to the Hornby range and is soon to be released separately as 4965 *Road Ashton Hall* (Cat No. R3205) too as well as in the RailRoad range as 5972 *Olton Hall* (R3169) and 4901 *Adderley Hall* (R3170)... watch this space. (MW)

THE DETAILS

Manufacturer:	www.hornby.com
Cat No:	R3220
Description:	Tyseley Connection train pack GWR 'Hall' 4-6-0 4953 <i>Pitchford Hall</i> , GWR/BR green BR Mk 1 Corridor Composite, WR chocolate and cream BR Mk 1 Corridor Second, WR chocolate and cream BR Mk 1 Corridor Brake Second, WR chocolate and cream
Scale:	'OO'
Price:	£199.99
Era:	9
DCC:	DCC ready, 8-pin socket
Couplings:	Small tension locks in NEM pockets

DEVELOPING THE **DIESEL SHUNTER**


Amazingly, the diesel shunter has been around now for more than 80 years.

EVAN GREEN-HUGHES looks at its development and shows how it can be incorporated into layouts set from pre-nationalisation days onwards.

Crewe South's Derby built former LMS shunter 12025 shunts inside Crewe Works on October 2 1960. This is one of the locomotives fitted with a single traction motor and jackshaft drive.
Hugh Ballantyne/
www.railphotoprints.co.uk



Bulleid designed Southern Railway 0-6-0 shunter 11001 stands at Derby shed in 1955, by now carrying a Stourton (20B) shedcode. R.S. Wilkins/www.railphotoprints.co.uk.



THERE are very few model railways which do not feature shunting as part of their operation. Most of us are fascinated by watching rakes of wagons or coaches

being rearranged by a small locomotive and layouts with this feature always attract a lot of attention at exhibitions.

However, there is a general perception that the diesel shunter arrived with the rest of the Modernisation Plan diesels, so much so that very few would consider using one on a layout set in the early 1950s, let alone before then. In fact the use of such machines was well entrenched many years before the general dieselisation of the railways for reasons which are peculiar to the type of work on which they were employed.

A NEED FOR EFFICIENCY

Almost since the start railway management was concerned with the cost of shunting. This time wasting yet vital task required huge investment in yards, men and equipment but did not directly put any money back into the system, as shunting itself could not be charged for. Costs were such that the London Midland & Scottish Railway (LMS) estimated that its fleet of freight locomotives spent more than half of their total time shunting, rather than pulling trains.

This was a very expensive operation because each locomotive employed on shunting work still needed a full crew of two men, and it still needed coal and water to make steam, even if it was standing idle. Steam locomotives also needed to visit their home depot frequently for general maintenance, attention to the boiler and for filling up with coal.

In the early days of the railway when finance was more readily available this was not an issue but as the Great Depression of the 1920s began to take hold management began to look at ways of cutting costs, with shunting being one of the primary targets.

The LMS instigated an investigation in 1927 into the economics of shunting and concluded that locomotives capable of »



Hawthorn Leslie designed LMS 0-6-0 shunter 12000, built 1935 and originally numbered 7074, stands at Derby Works on May 27 1962 following withdrawal. Ian Turnbull/www.railphotoprints.co.uk.

operation by just one man were necessary and consequently the company purchased four small Sentinel style geared steam engines that could be handled by one man but which proved insufficient for the tasks allocated to them.

DAWN OF THE DIESELS

The company then decided to try diesel power but as there was no suitable locomotive on the market Mr T Hornbuckle, the company's Chief Technical Assistant, was given the job of producing one in house. For this experiment the frames and wheels of a former Midland Railway '1F' 0-6-0T dating from 1892 were married with a power unit supplied by Davey Paxman of Colchester and hydraulic transmission by Haslam and Newton of Derby.

Although the work cost £5,660 it was estimated that the rebuilt '1831' would reduce shunting costs from 11s 9d per hour to 7s 8d. This rather ungainly locomotive, resembling a garden shed on wheels, commenced trials in December 1932, but was rather unsuccessful mainly due to problems with the hydraulic transmission and only lasted until 1934 when it became a static power unit, finally being scrapped in 1955.

At the same time as the LMS was working on its prototype private manufacturers were working on theirs, as many of them supplied industrial customers where the cost of shunting could not be offset by even the most basic of main line trips. The Hunslet Engine Company of Leeds believed a simpler design was required and so opted for a mechanical rather than hydraulic transmission. It produced an 0-6-0 with a 150hp MAN power unit that drove the wheels through a conventional clutch and gearbox and this was first seen at the British Industries Fair in Birmingham in 1932. This was borrowed for some trials in Leeds and impressed sufficiently for the LMS' new CME William Stanier to authorise further trials. It was later bought by the company and became 7401 and remarkably still survives in the care of the Middleton Railway in Leeds, having entered industrial service following withdrawal in 1945.

A year later in 1933 an order was placed

for seven diesel-mechanical and three diesel-electric locomotives from various industrial builders, including Dick Kerr, Hunslet, Hudswell Clarke, Harland and Wolff, Armstrong Whitworth and Hawthorn Leslie.

Of these the diminutive 0-4-0 7050 from Dick Kerr/Drewry was fairly light and underpowered but the 0-6-0s with mechanical transmission from various manufacturers showed promise. Particularly pleasing was 7408 an 0-6-0 with electric transmission supplied by Armstrong Whitworth and Co and equipped with a six cylinder 250hp engine which developed a tractive effort of 24,000lbs. This clearly showed the superiority of electric transmission when it came to getting the power down on the track and in fine control.

An English Electric version, numbered 7079, had two traction motors mounted on the axles rather than one mounted within the frames, but was hampered initially by a lack of ventilation to these vital components. However this arrangement did away with the ungainly jackshafts of the earlier engines. Equipped with an English Electric 6K engine it was capable of 30,000lbs tractive effort and was so successful that it laid down the foundations for the family of locomotives which was to culminate with the British Railways Class 08, but not quite yet.



At Crewe South in March 1937 Sentinel vertical boilered 0-4-0 7192 stands in the company of 0-6-0 shunter 7078, built by Hawthorn Leslie but finished at English Electric's Dick Kerr Works at Preston and 0-6-0DM shunter 7063, built by Armstrong Whitworth in 1934. www.railphotoprints.co.uk.

SWINDON'S RETICENCE

The Great Western Railway's (GWR) initial venture into this field was somewhat half hearted and in 1934 this mighty company ordered a diminutive John Fowler 0-4-0 mechanical unit of standard industrial design but couldn't resist painting it in lined green livery and giving it a copper cap to its chimney exhaust.

However, two years later even the home of the 'Pannier' tank couldn't resist the march of progress and the company ordered an English Electric/Hawthorne Leslie 0-6-0 diesel-electric, numbered 2 and which was very similar to a batch of 10 (7069-7078) ordered by the LMS the year before. The Southern Railway followed in 1937 with its 1-3, the first to be built by one of the companies themselves, rather than by contractor, although these locomotives were sent to Preston works for English Electric to fit the power equipment.

When Charles Fairburn was appointed Electrical Engineer at the LMS he came directly from English Electric but he acknowledged that the single motor jackshaft Armstrong Whitworth locomotives were giving better service than those from his old employer. As a result a hybrid emerged with an English Electric engine but which was otherwise similar to the older design. 40 of these were built by 1942 and many lasted well into nationalisation years.

The problems with overheating that had blighted the English Electric designed shunters were finally solved in 1940 by adjusting the gear ratios and improving the ventilation of the motors and trials on 7074 proved so successful that 100 were ordered with two motors mounted on the driving axles. The war prevented them all being built, and some were diverted to the War Department but the design which emerged looked and sounded very like the British Railways Class 08, which successors were to become.

By this time the Southern, the London and North Eastern Railway (LNER) and the GWR had obtained various versions of both styles of shunter. It was a rare, and possibly unique example of consensus among the 'Big Four'.



BR's ultimate shunter designs – the Class 03 (left) and Class 08 (right) were developed from pre-nationalisation designs. 08339 shunts the recently arrived stock from the Huddersfield service as 03073 prepares to release 31407 from the Wakefield arrival at Scarborough on June 18 1983. John Chalcraft/www.railphotoprints.co.uk.

BR DEVELOPMENTS

Having discovered what appeared to be the ideal shunting unit over a period of more than 10 years you might have thought that on nationalisation British Railways would have carried on ordering improved versions of this very successful locomotive, but none of it.

The early 1950s saw the publication of specifications which foresaw the need for two distinct types of diesel shunter, the 350hp diesel-electric of the English Electric type and a smaller 200hp model suitable for lighter duties. By this time there were some good and proven industrial shunters of which the pick of the crop was the Drewry

diesel-mechanical 0-6-0 but instead of picking just one British Railways chose to embark on the purchase of 1,833 shunters of 20 different types, most of which were destined for yards and traffic flows for which the writing was already on the wall.


The exercise was a colossal waste of money for line and yard closures were already well under way by this time and as a result some of these new shunters were obsolete even before they were delivered. The great majority of these were delivered before the Modernisation Plan was even announced in 1955 and most had an early demise after only a few years service. Meanwhile production of more than 1,000

of what was to become Class 08 commenced as early as 1952 and was to last for 10 years.

As a result a huge number of shunting turns were already performed by diesel locomotives long before the Modernisation Plan was formulated, something which is not accurately reflected in many model railways. There were also considerable numbers at work before nationalisation, in particular on the LMS and the LNER, and even in the 'glory days' of the 1920s and 1930s there were diesel shunters of various designs at work.

It has become almost folklore that diesels only arrived in the mid 1950s and that accurate portrayals of any period before that must be all steam. In fact the development of the diesel shunter had been under way for more than 20 years at that point.

It is sobering to think that the best locomotive that resulted, the Class 08, is still giving satisfactory service in many locations today, more than 70 years after its basic design made its first appearance and that many examples of that class are themselves at least more than 50 years old. The first boss of privatised freight company English Welsh & Scottish Railway, charismatic American Ed Burkhardt, reckoned they were amongst the best locomotives in the world.

The development of the diesel shunter is one of those subjects that has traditionally received scant attention but recently there has been more interest in these internal combustion pioneers, any of which would make a talking point for a period layout. 



BR ordered 1,833 diesel shunters to 20 different designs many of which saw very short working lives. One of those designs was the Hunslet Class 05. D2554 is stabled outside the Power Signalbox at Colchester in August 1961. John Chalcraft/www.railphotoprints.co.uk.

SHOW GUIDE

Welcome to the *Hornby Magazine* Show Guide – your guide to the exhibitions that are taking place throughout the country every weekend. This listing is a guide to events planned by model railway clubs and societies, and is updated each issue. Entries marked in blue are new shows to the listing. We recommend checking the society website or using the contact details provided to check a show or event is on before travelling. All information is provided in good faith, and *Hornby Magazine* cannot be held responsible for any changes that may take place following publication.

FEBRUARY

13/14 SOUTH SHIELDS MODEL RAILWAY EXHIBITION

Hosts: The Salvation Army
Location: The Salvation Army Hall, Wam Street, South Shields, Tyne and Wear NE33 4EB
Times: Fri 1pm-8pm, Sat 10am-5pm
Prices: Adults £3, children £1.50, family £7
Contact: 0191 455 3710
Features: Layouts, trade support, societies, refreshments, parking and disabled access. Five minutes from Chichester Metro Station.

14 BIGGLESWADE MODEL RAILWAY EXHIBITION

Hosts: East Beds Model Railway Society
Location: Stratton School, Eagle Farm Road, Biggleswade, Bedfordshire SG18 8JB
Times: 10.30am-5pm
Prices: Adults £5, concessions £4, children £3, family (2+2) £13
Website: www.ebmrs.org.uk
Contact: 01626 864942
Features: 17 layouts, trade support, societies, refreshments, parking and disabled access to most areas.

14 BLACKPOOL AND NORTH FYLDE MODEL RAILWAY CLUB OPEN DAY

Hosts: Blackpool and North Fylde Model Railway Club
Location: Cleveleys Community Centre and Church, Kensington Road, Cleveleys, Lancashire FY5 1ER
Times: 9.30am-5pm
Prices: Adults £2.50, concessions £2, children £2, family (2+2) £7.50
Website: www.blackpoolandnorthfyledmrc.co.uk
Features: Club and members layouts, trade support, refreshments, parking and disabled access.

14 G SCALE SOCIETY, WEST MIDLANDS GROUP, MODEL RAILWAY EXHIBITION

Hosts: G Scale Society, West Midlands Group
Location: St Mary's Church Hall, Hobs Meadow, Solihull B92 8PN
Times: 10am-4pm
Prices: Adults £3, children £1, family £10
Contact: 01299 403548
Features: Layouts, trade support, refreshments and parking.

14 MILTON KEYNES MODEL RAILWAY EXHIBITION

Hosts: Milton Keynes Model Railway Society
Location: Stantonbury Leisure Centre, Stantonbury, Milton Keynes MK14 6BN
Times: 10am-4.30pm
Prices: Adults £5, children £3, family £10
Website: www.mkms.org.uk/exhibitions
Contact: 01494 773759
Features: 40 layouts, trade support, demonstrations, outdoor rides, refreshments, parking and disabled access. Free bus links from Bletchley and Milton Keynes Central railway stations.

14 NEWBURY MODEL RAILWAY EXHIBITION

Hosts: Newbury Model Railway Club
Location: St. Bartholomews School, Andover Road, Newbury RG14 6JP
Times: 10am-4.30pm
Prices: Adults £5, concessions £4.50, children £2.50, family (2+2) £10
Website: www.newburymrc.co.uk
Features: 14 layouts, trade support and parking.

14 WARMINSTER MODEL RAILWAY AND TRANSPORT EXHIBITION

Hosts: Warminster and District Model Railway Group
Location: Warminster Leisure Centre, Woodcock Road, Warminster, Wiltshire BA12 9DQ
Times: 10am-5pm
Prices: Adults £5, concessions £4, children £2, family (2+2) £12

Contact: 01985 213458
Features: Layouts, trade support, static displays, demonstrations, refreshments, parking and disabled access. Free vintage bus operating between venue and town centre.

15 INGROW STATION MODEL RAILWAY EXHIBITION

Hosts: Vintage Carriages Trust – Museum of Rail Travel
Location: Ingrow Railway Station, South Street, Keighley BD21 5EH
Times: 11am-4.30pm
Prices: Free
Website: www.vintagecarriagestrust.org.uk
Contact: 01535 680425
Features: Seven layouts, trade support, full size museum exhibits, parking and disabled access. Regular steam hauled service on adjacent Keighley and Worth Valley Railway.

20-22 BRIGHTON MODELWORLD

Hosts: Brighton Modelworld Organising Group
Location: Brighton Centre, King's Road, Brighton, East Sussex BN1 2GR
Times: Fri 10am-5pm, Sat 10am-5pm, Sun 10am-5pm
Prices: Adults £9.50, concessions £7.50, children £5.50, family (2+2) £26
Website: www.brightonmodelworld.com
Features: Layouts, trade support, demonstrations, static models, societies, model engineering displays including live steam, aircraft, boats, circus and funfair models, refreshments and disabled access.

DON'T MISS...

20-22 MODEL RAIL SCOTLAND 2015

Hosts: Association of Model Railway Societies in Scotland (AMRSS)
Location: Scottish Exhibition and Conference Centre (SECC), Exhibition Way, Glasgow G3 8YW
Times: Fri 11am-6pm, Sat 10am-6pm, Sun 10am-5pm
Prices: Adults £10 (£9), children £6 (£5), family (2+2) £25 (£23) – advance ticket prices in brackets.
Website: www.modelrail-scotland.co.uk
Features: 40 layouts, trade support, demonstrations, societies, refreshments, parking and disabled access. SECC is a short walk from Exhibition Centre station. See Nigel Burkin's Wheel Annah project layout on the *Hornby Magazine* stand.

21 HILLINGDON RAILWAY MODELLERS TEST TRACK OPEN DAY

Hosts: Hillingdon Railway Modellers
Location: Yiewsley Baptist Church, 74 Colham Avenue, Yiewsley, Hillingdon, London UB7 8HF
Times: 10am-4pm
Prices: £4
Website: www.hillingdonrailwaymodellers.co.uk
Contact: 0208 368 4090
Features: Meet fellow modellers and test your 'OO' and 'O' gauge models on the club's two large test tracks.

21 KENAVON RAILWAY SOCIETY MODEL RAILWAY EXHIBITION

Hosts: Kenavon Railway Society on behalf of Cholsey and Wallingford Railway
Location: The Warehouse, 1a Cumberland Road, Reading, Berkshire RG1 3LB
Times: 10am-5pm
Prices: Adults £3.50, concessions £2, children £2, family (2+2) £9
Website: www.kenavon.org.uk
Contact: 07760 285 383
Features: 20 layouts, trade support, refreshments, parking and disabled access.

21 RISEX 2015 MODEL RAILWAY EXHIBITION

Hosts: Risborough and District Model Railway Club
Location: Community Centre, Wades Park, Stratton Road, Princes Risborough, Bucks HP27 9AX
Times: 10am-5pm
Prices: Adults £3, children £2
Website: www.rdmrc.org.uk
Contact: 01296 415107
Features: Eight layouts, trade support, demonstrations and refreshments.

21 SAFFRON WALDEN MODEL RAILWAY EXHIBITION

Hosts: Saffron Walden Model Railway Club
Location: United Reformed and Salvation Army Halls, Abbey Lane, Saffron Walden, Essex CB10 1AG
Times: 10am-4.30pm
Prices: Adults £3, concessions £2.50, children £1
Contact: 01799 521029
Features: Layouts, trade support, refreshments and disabled access.

21 TONBRIDGE MODEL RAILWAY EXHIBITION

Hosts: Tonbridge Model Railway Club
Location: The Angel Centre, Tonbridge, Kent TN9 1SF
Times: 10am-5pm
Prices: Adults £6, children £1
Website: www.tonbridgemrc.com
Contact: 01892 527199
Features: 30 layouts, trade support, demos, refreshments.

21/22 CHAPEL-EN-LE-FRITH MODEL RAILWAY EXHIBITION

Hosts: New Mills and District Railway Modellers
Location: Chapel-en-le-Frith High School, Long Lane, Chapel-en-le-Frith, High Peak, Derbyshire SK23 0TQ
Times: Sat 10am-5pm, Sun 10am-4.30pm
Prices: Adults £5, concessions £4, family (2+2) £12
Website: www.nmrdm.co.uk
Contact: 01663 740828
Features: 20 layouts, trade support, displays, demonstrations, refreshments, parking and disabled access.

21/22 EASTLEIGH MODEL RAILWAY SHOW INCORPORATING EUROTRACK 2015

Hosts: Solent Model Railway Group
Location: Fleming Park Leisure Centre, Passfield Avenue, Eastleigh, Hampshire SO50 9NL
Times: Sat 10am-5pm, Sun 10am-4.30pm
Prices: Adults £6, children £3, family (2+2) £15
Website: www.solentmodelrailwaygroup.webs.com
Contact: 023 8077 2681
Features: 25 layouts, trade support, demos, societies, refreshments, parking and disabled access.

21/22 LEICESTER MODEL RAILWAY SHOW

Hosts: Syston Model Railway Society
Location: Sileby Community Centre, High Street, Sileby, Nr Leicester, Leicestershire LE12 7RX
Times: Sat 10am-4.30pm, Sun 10am-4.30pm
Prices: Adults £3.50, concessions £3, accompanied children free, family (2+2) £7
Website: www.systonmrs.org.uk
Contact: 0116 2605760
Features: 13 layouts, trade support and refreshments.

21/22 YORK CHARITY MODEL RAILWAY EXHIBITION

Hosts: EBOR Group of Railway Modellers, York
Location: Memorial Hall, Melrosegate, Heworth, York YO31 0RL
Times: Sat 10am-5pm, Sun 10am-4pm
Prices: Adults £3, children £1
Contact: 07919 228825
Features: Ten layouts, trade support, demos, refreshments.

22 ILKESTON (WOODSIDE) MODEL RAILWAY CLUB EXHIBITION

Hosts: Ilkeston (Woodside) Model Railway Club
Location: Trowell Parish Hall, Stapleford Road, Trowell, Nottinghamshire NG9 3QA

Times: 10am-4.30pm
Prices: Adults £3, accompanied children free
Contact: 01773 712648
Features: Ten layouts, trade support, refreshments, parking and disabled access.

28 ABRAIL 15 MODEL RAILWAY EXHIBITION

Hosts: Abingdon and District Model Railway Club
Location: White Horse Leisure and Tennis Centre, Audlett Drive, Abingdon, Oxon OX14 3PJ
Times: 10am-5pm
Prices: Adults £8, accompanied children free
Website: www.admrc.org.uk
Features: Layouts, trade support, demonstrations, societies, refreshments and parking.

28/1 LINCOLN MODEL RAILWAY EXHIBITION

Hosts: Lincoln and District Model Railway Club
Location: The Exhibition Hall, Lincolnshire Showground, Grange de Lings, Lincoln LN2 2NA
Times: Sat 10am-5pm, Sun 10am-4.30pm
Prices: Adults £6, children £3, family (2+3) £15
Website: www.ladmrc.org.uk
Contact: 01507 442002
Features: 24 layouts, trade support, demonstrations, societies, refreshments, parking and disabled access. Bus shuttle operating between Lincoln Central railway station and venue.

28/1 PRESTON MODEL RAILWAY EXHIBITION

Hosts: Preston and District Model Railway Society
Location: Sports Hall, Preston College, Fulwood Campus, St Vincents Road, Fulwood, Preston PR2 8UR
Times: Sat 10am to 5pm, Sun 10am-4pm
Prices: Adults £7, children £5, family £18
Website: www.prestonanddistrictmrs.org.uk
Contact: 07775 326204
Features: Layouts, trade support, societies, demos, refreshments, parking and disabled access.

MARCH

1 TRIMLEY MODEL RAILWAY SHOW

Hosts: Trimley Station Community Trust
Location: Memorial Hall, High Road, Trimley St Martin, Felixstowe, IP11 0RJ
Times: 10am-4.30pm
Prices: Adults £2.50, children £1
Website: www.trimleystation.org.uk
Contact: 01394 284398
Features: Layouts, trade support, demonstrations, refreshments, parking and disabled access.

7 MARCH MODEL RAILWAY EXHIBITION

Hosts: March and District Model Railway Club
Location: Westwood Community Junior School, Maple Grove, March PE15 8JT
Times: 10am-4.30pm
Prices: Adults £4, children £2, family (2+2) £11
Contact: 01353 663024
Features: 12 layouts, trade support, refreshments, parking and disabled access.

7 KETTERING GAUGE O GUILD SPRING SHOW

Hosts: Gauge O Guild
Location: Kettering Leisure Village, Thurston Drive, Kettering NN15 6PB
Times: 10am-4pm
Prices: Members £5, non-members £7
Website: www.gaugeoguild.com
Features: Layouts, trade support, test track, demonstrators and modellers' help desk.

7 NORFOLK AND SUFFOLK NARROW GAUGE MODELLERS OPEN DAY

Hosts: Norfolk and Suffolk Narrow Gauge Modellers
Location: St John Ambulance Hall, Blyburgate, Beccles, Suffolk, NR34 9TF
Times: 10am-4pm
Prices: Adults £2, accompanied children free
Website: nsngm.org.uk
Contact: 01502 471760
Features: Nine narrow gauge layouts, OO9 Society stand and refreshments.

7 WEST SUSSEX N GAUGE SOCIETY OPEN DAY

Hosts: West Sussex Area Group of the N Gauge Society
Location: Sompting Village Hall, West Street, Sompting, West Sussex BN15 0BE
Times: 10am-4pm
Prices: Adults £1, children 50p
Website: www.wsng.co.uk
Features: Layouts with hints and tips from club members, refreshments, parking and disabled access.

7/8 BIRTLEY MODEL RAILWAY EXHIBITION

Hosts: Birtley Model Railway Engineers
Location: Community Centre, Ravensworth Road, Birtley, Gateshead, Tyne and Wear DH3 1EN
Times: Sat 10am-5pm, Sun 10am-4pm
Prices: Adults £4, accompanied children free
Contact: 0191 487 1110
Features: 12 layouts, trade support, refreshments and disabled access.

7/8 LEAMINGTON AND WARWICK MODEL RAILWAY EXHIBITION

Hosts: Leamington and Warwick Model Railway Society
Location: Stoneleigh Park Exhibition Centre, Stoneleigh Park, Warwickshire, CV8 2LZ
Times: Sat 10am-5pm, Sun 10am-4pm
Prices: Adults £7, concessions £6, children £4, family (2+2) £18
Website: www.lwmrs.co.uk
Features: 25 layouts, trade support, refreshments, parking and disabled access.

7/8 MANSFIELD MODEL RAILWAY EXHIBITION

Hosts: Mansfield St Peter's Model Railway Group
Location: St Peter's Church Centre, Church Side, Mansfield, Nottinghamshire NG18 1AP
Times: Sat 10am-5pm, Sun 10am-4pm
Prices: Adults £3.50, concessions £3, children £1
Website: www.mansfieldmodelrailway.co.uk
Contact: 01623 469068
Features: 12 layouts and trade support.

7/8 RAINHILL MODEL RAILWAY CLUB MODEL RAIL 2015

Hosts: Rainhill Model Railway Club
Location: Rainhill Village Hall, Weaver Avenue, Rainhill, Merseyside L35 4LU
Times: Sat 10am-5pm, Sun 10am-4.30pm
Prices: Adults £4, concessions £3.50, children £3.50, family (2+2) £11
Website: www.rainhillmrc.org.uk
Contact: 01925 226266
Features: Layouts, trade support, demonstrations, refreshments and disabled access.

7/8 ROMSEY MODEL RAILWAY EXHIBITION

Hosts: Romsey and District Railway Modeller's Society
Location: Crosfield Hall, Broadwater Road, Romsey, Hampshire SO51 8GL
Times: Sat 10.30am-5pm, Sun 10am-4.30pm
Prices: Adults £4, children £2
Website: www.rdms.hampshire.org.uk
Contact: 12 layouts, trade support, refreshments, parking and disabled access.

8 CHESHAM MODEL RAILWAY EXHIBITION

Hosts: Chesham Model Railway Club
Location: White Hill Centre, White Hill, Chesham, Buckinghamshire HP5 1AG
Times: 10am-5pm
Prices: Adults £4, children £2.50, family (2+2) £10
Contact: 01494 785865
Features: 12 layouts, trade support, refreshments and parking.

14 MODRAIL 2015 MODEL RAILWAY EXHIBITION

Hosts: Swindon Model Railway Club
Location: STEAM Museum of the Great Western, Fire Fly Avenue, Swindon, Wiltshire SN2 2EY
Times: 10am-4.30pm
Prices: Adults £4, accompanied children free
Website: www.modrail.org.uk
Contact: 07880 654755
Features: 12 layouts, trade support, refreshments, parking and disabled access. Discounted entry to STEAM available to Modrail 2015 visitors.

14 SAWBRIDGEWORTH MODEL RAILWAY EXHIBITION

Hosts: Rays Rails
Location: Sawbridgeworth Memorial Hall, The Forebury, Sawbridgeworth, Hertfordshire CM21 9DB
Times: 10.30am-4.30pm
Prices: Adults £3, concessions £1, children £1
Website: www.raysrails.co.uk
Contact: 01279 739389
Features: 10 layouts, trade support and refreshments.

14/15 BASINGSTOKE MODEL RAILWAY EXHIBITION

Hosts: Basingstoke and North Hampshire Model Railway Society
Location: Aldworth Science College, Western Way, Basingstoke RG22 6HA
Times: Sat 10am-5pm, Sun 10am-4pm
Prices: Adults £5, children £4

Website: bnhmrs.hampshire.org.uk
Contact: 07554 010054
Features: 25 layouts, trade support, demonstrations, refreshments, parking and disabled access.

14/15 EAST ANGLIAN MODEL RAILWAY EXHIBITION

Hosts: St Neots Model Railway Club
Location: Britten Arena, Wood Green Animal Charity Centre, Godmanchester, Huntingdon PE29 2NH
Times: Sat 10am-5pm, Sun 10am-4pm
Prices: Adults £7, children £4, family (2+2) £20
Website: www.stneotsmrc.com
Contact: 01480 454927
Features: 35 layouts, trade support, refreshments, parking and disabled access. Free vintage bus service from Huntingdon railway station.

14/15 EAST GRINSTEAD MODEL RAILWAY EXHIBITION

Hosts: East Grinstead Model Railway Club
Location: Sackville School, Lewes Road, East Grinstead, West Sussex RH19 3TY
Times: Sat 10am-5pm, Sun 10am-4pm
Prices: Adults £4.50, concessions £3.50, children £3.50
Contact: 01342 314228
Features: 14 layouts, trade support, refreshments, parking and disabled access.

14/15 MIDLANDS GARDEN RAIL SHOW

Hosts: Meridienne Exhibitions
Location: Warwickshire Exhibition Centre, Nr Leamington Spa CV32 1XN
Times: Sat 10am-4pm, Sun 10am-4pm
Prices: Adults £8.50 (£7.50), concessions £7.50 (£6.50), children £3 (£2) – advance ticket prices in brackets
Website: www.largescalemodelrail.co.uk
Contact: 01926 614101
Features: Layouts, trade support, live steam models, refreshments and parking.

14/15 PERTH GREEN MODEL RAILWAY EXHIBITION

Hosts: Perth Green Model Railway Club
Location: Perth Green Community Centre, Inverness Road, Jarrow NE32 4AQ
Times: Sat 10am-5pm, Sun 10am-4pm
Prices: Adults £5, children £2, family (2+2) £12
Website: www.perthgreenmrc.org
Features: Layouts, trade support, photographic display and demonstrations.

21 FELIXSTOWE AREA 'N' GAUGE GROUP OPEN DAY

Hosts: Felixstowe Area 'N' Gauge Group
Location: Welcome Hall, High Road, Trimley St. Mary, IP11 0NT
Times: 11am-4pm
Prices: Free
Website: www.felixstowengauge.org.uk
Contact: 01394 277211
Features: Layouts, trade support and refreshments.

21 NEWTON AYCLIFFE MODEL RAILWAY EXHIBITION

Hosts: Rotary Club of Newton Aycliffe
Location: Newton Aycliffe Youth Centre, Burn Lane, Newton Aycliffe, DL5 4HT
Times: 10am-5pm
Prices: Adults £4, concessions £3, children 50p
Contact: 07870 210269
Features: 18 layouts, trade support, societies, refreshments, parking and disabled access.

21 TADWORTH SPRING MODEL RAILWAY EXHIBITION

Hosts: North Downs Model Railway Circle
Location: The Good Shepherd Church Hall, Station Approach Road, Tadworth, Surrey KT20 5AE
Times: 10am-5pm
Prices: Adults £6, concessions £5, children £4, family (2+2) £12
Website: www.ndmrc.info
Contact: 07758 458827
Features: 25 layouts, trade support, refreshments, parking and disabled access.

21 WEALDEN RAILWAY GROUP PERSONAL LAYOUT SHOW

Hosts: Wealden Railway Group
Location: Saxon Room, The Steyning Centre, Fletcher's Croft, Steyning, West Sussex BN44 3XZ
Times: 10am-4.30pm
Prices: Adults £3.50, accompanied children free
Website: wealden.weebly.com
Features: Eight layouts and refreshments.

SHOW GUIDE

21/22 BRIERFIELD MODEL RAILWAY EXHIBITION

Hosts: Brierfield Model Railway Club
Location: St Luke's Church Hall, Brierfield, Nelson BB9 5JW
Times: Sat 10am-5pm, Sun 10am-5pm
Prices: Adults £3.50, children £2, family (2+2) £10
Contact: 07770 331348
Features: Layouts, trade support, drive-a-train, refreshments and disabled access.

21/22 KEIGHLEY MODEL RAILWAY EXHIBITION

Hosts: Keighley Model Railway Club
Location: Victoria Hall, Keighley, West Yorkshire BD21 3JN
Times: Sat 10am-5pm, Sun 10am-4pm
Prices: Adults £5, concessions £4, children £3, family (2+2) £13
Website: www.keighley-mrc.org.uk
Features: Layouts, trade support, demonstrations, parking and refreshments.

21/22 NOTTINGHAM MODEL RAILWAY EXHIBITION

Hosts: Nottingham MRS
Location: Hadden Park High School, Harvey Road, Billborough, Nottingham NG8 3BB
Times: Sat 9.30am-5.30pm, Sun 10am-5pm
Prices: TBA
Website: www.nottingham-modelrailway.org.uk
Contact: 07724 696006
Features: 20 layouts, trade support, demos, societies, refreshments, parking and disabled access.

21/22 ORMESBY HALL MODEL RAILWAY WEEKEND

Hosts: Ormesby Hall Model Railway Group
Location: Ormesby Hall National Trust, Ladgate Lane, Middlesbrough, TS3 0SR
Times: Sat 10am-5pm, Sun 10am-5pm
Prices: Adults £2.50, children £1, National Trust members free
Website: www.ormesbyhallmrg.co.uk
Features: Layouts, trade support, demonstrations and refreshments.

21/22 ROCHDALE MODEL RAILWAY EXHIBITION

Hosts: Heywood Model Railway Group
Location: Rochdale Town Hall, The Esplanade, Rochdale, Lancashire OL16 1AB
Times: Sat 11am-5pm, Sun 10am-4pm
Prices: Adults £4, concessions £3, children £3, family (2+2) £11
Website: www.hmrg.co.uk
Contact: 07732 781989
Features: 17 Layouts, trade support and refreshments.

22 G RAIL 2015 MODEL RAILWAY EXHIBITION

Hosts: G Scale Society
Location: Staffordshire Showground, Weston Road, Stafford, Staffordshire ST18 0BD
Times: 10am to 5pm
Prices: Adults £6, society members £4, accompanied children free
Website: www.gscalesociety.com
Contact: 01902 752061
Features: Layouts, trade support, societies, demonstrations, miniature railway, refreshments, parking and disabled access. Free shuttle bus between Stafford railway station and venue.

22 HEREFORDSHIRE BORDERS O GAUGE GROUP RUNNING DAY

Hosts: Herefordshire Borders O Gauge Group
Location: Eardisland Village Hall, Eardisland, Nr Leominster, Herefordshire HR6 9BP
Times: 10am-4.30pm
Prices: Adults £2, children free
Contact: 01544 387972
Features: Test track, trade support, displays and light refreshments.

27-29 TAUNTON MODEL RAILWAY GROUP - OPEN DAYS

Hosts: Taunton Model Railway Group
Location: Platform One, Bishops Lydeard Station, West Somerset Railway TA4 3RU
Times: 10.30am-5pm
Prices: Small admission charge
Website: www.bathgreenpark.co.uk
Contact: 01984 639509
Features: Tamerig and Bath Green Park layouts in operation.

28 BELPER MODEL RAILWAY EXHIBITION

Hosts: Belper Model Railway Group
Location: Strutt's Centre, Derby Road, Belper, Derbyshire DE56 1UU
Times: 10am-5pm

Prices: Adults £3, concessions £2.50, children £1.50
Website: www.bmrg.coffeeup.com
Contact: 01283 703300
Features: Six layouts, trade support, refreshments parking and disabled access.

28 CLACTON-ON-SEA MODEL SHOW

Hosts: Tendring Hundred Model Railway Club
Location: Brotherhood Hall, St Osyth Road, Clacton-on-Sea CO15 3BW
Times: 10am-4.30pm
Prices: Adults £3, children £2, family £7
Contact: 01255 435733
Features: Layouts, trade support, demonstrations, dolls houses, refreshments and disabled access.

28/29 LONDON FESTIVAL OF RAILWAY MODELLING

Hosts: The Model Railway Club
Location: Alexandra Palace, Alexandra Palace Way, London N22 7AY
Times: Sat 10am to 5pm, Sun 10am-4.30pm
Prices: Adults £3, children £6, family £36
Contact: 01778 391123
Features: 40 layouts, trade support, societies, demonstrations, refreshments, parking and disabled access.

28/29 MERSEYSIDE HOBBIES AND MODEL RAILWAY EXHIBITION

Hosts: World of Motion
Location: St Mary's Catholic College, Wallasey Village, Wallasey, Wirral, Merseyside CH45 3LN
Times: Sat 11am-4pm, Sun 10.30am-4pm
Prices: Adults £4.50, children £1
Website: www.worldofmotion.co.uk
Contact: 0151 638 3915
Features: Layouts, trade support, societies, club stands, model boats, aircraft, road vehicles and refreshments.

29 ALDRIDGE MODEL TRANSPORT EXHIBITION

Hosts: Aston Manor Road Transport Museum
Location: Transport Museum, Shenstone Drive, Aldridge, Walsall WS9 8TP
Times: 10.30am-4.30pm
Prices: Adults £5, children £2, family (2+3) £13
Website: www.amrtm.org
Contact: 01922 454761
Features: 30 layouts, trade support, model tramcars, trolleybuses, boats, live steam, refreshments and disabled access. Regular free vintage bus operating between Walsall and venue.

APRIL

3/4 SHERBORNE EASTER MODEL RAILWAY SHOW

Hosts: Wessex Association of Model Railway Clubs
Location: Digby Hall, Hound Street, Sherborne, Dorset DT9 3AA
Times: Fri 10am-4.30pm, Sat 10am-3.30pm
Prices: Adults £5, children £2
Contact: 01963 440167
Features: Layouts, trade support, demonstrations, refreshments and disabled access.

4/5 TURNER'S FOLLY MODEL RAILWAY EXHIBITION

Hosts: Turner's Folly Model Railway Group
Location: Barleylands Farm, Barleylands Road, Billericay, Essex CM11 2UD
Times: Sat 10am-5pm, Sun 10am-5pm
Prices: Adults £6, concessions £5, children £4, family (2+2) £15
Website: www.turnersfolly.co.uk
Contact: 07976 353103
Features: 16 layouts, trade support, demonstrations, refreshments, parking and disabled access.

4-6 GAINSBOROUGH MODEL RAILWAY SOCIETY - OPEN DAYS

Hosts: Gainsborough Model Railway Society
Location: Florence Terrace, Gainsborough, Lincolnshire DN21 1BE
Times: Sat 1.30pm-6pm, Sun 1.30pm-6pm, Mon 10.30am-6pm
Prices: Adults £4, concessions £3, children £3, family (2+2) £10
Website: www.gainsboroughmodelrailway.co.uk
Contact: 01427 615871
Features: Showcasing the LNER in the heyday of steam, featuring dozens of 'O' gauge trains on the club's extensive East Coast layout.

11 BECKENHAM VINTAGE MODEL RAILWAY EXHIBITION

Hosts: Beckenham and West Wickham Model Railway Club
Location: St John's Church, Eden Park Avenue, Eden Park, Kent BR3 3JN
Times: 10am-5pm
Prices: Adults £5, accompanied children free
Website: www.bwmrc.co.uk
Contact: 07702 899553
Features: Vintage layouts, trade support, refreshments and disabled access.

11 EAST SURREY N GAUGE MODEL RAILWAY EXHIBITION

Hosts: East Surrey N gauge
Location: St Joseph's Catholic Primary School, Linkfield Lane, Redhill, Surrey RH1 1DU
Times: 10am-4pm
Prices: Adults £4, children £2, family £10
Website: www.esng.co.uk
Contact: 01737 764217
Features: Nine layouts, trade support, refreshments, parking and disabled access.

11 HILLINGDON RAILWAY MODELLERS TEST TRACK OPEN DAY

Hosts: Hillingdon Railway Modellers
Location: Yiewsley Baptist Church Hall, 74 Colham Avenue, Yiewsley, Hillingdon, London UB7 8HF
Times: 10am-4pm
Prices: Adults £4
Website: www.hillingdonrailwaymodellers.co.uk
Contact: 020 8368 4090
Features: Two large club test tracks in 'O' and 'OO' available, club sales and refreshments.

11 JOHN KEBLE CHURCH MODEL RAILWAY EXHIBITION

Hosts: John Keble Church
Location: John Keble Church Hall, Church Close, Off Deans Lane, Edgware HA8 9NS
Times: 10.30am-4.30pm
Prices: Adults £4, concessions £3.50, children £2.50, family (2+2) £10.50
Contact: 0208 906 2816
Features: Layouts, trade support, refreshments and disabled access.

11 NORWICH RAILWAY HERITAGE AND MODEL SOCIETY EXHIBITION

Hosts: Norwich Model Railway Club
Location: Hellesdon High School, Middletons Lane, Hellesdon NR6 5SB
Times: 10am-4.30pm
Prices: Adults £5, concessions £4.50, accompanied children free
Website: www.norhams.org.uk
Contact: 01508 492917
Features: 19 layouts, trade support, demonstrations, societies, refreshments, parking and disabled access.

11 THE SMALL EXHIBITION 2015

Hosts: Chelmsford and District Model Railway Club
Location: St Augustine of Canterbury Church, St. Augustine Way, Springfield, Chelmsford, Essex CM1 6GX
Times: 11am-4.30pm
Prices: Adults £2, children £1
Website: www.chelmsford-and-district-mrc.webs.com
Contact: 01245 264028
Features: 10 layouts, trade support, demonstrations, refreshments, parking and disabled access.

11 TRING MODEL RAILWAY EXHIBITION

Hosts: Tring and District Model Railway Club
Location: Pitstone Memorial Hall, Vicarage Road, Pitstone, near Tring, Buckinghamshire LU7 9EY
Times: 10.30am-4.30pm
Prices: Adults £3, children £1.50, family (2+2) £7
Contact: 01442 824350
Features: Eight layouts, trade support, societies, refreshments and disabled access.

PLANNING AN EXHIBITION?

● *Hornby Magazine's Show Guide* is a free listing which allows you to promote a forthcoming model railway show. Contact *Hornby Magazine* by calling 01780 755131 or e-mail: hornbymagazine@keypublishing.com. Please ensure you include appropriate contact details for the public as we are unable to publish the listing without this.

Selling your model railways?

Warwick and Warwick have an expanding requirement for early to modern collections of British and Foreign trains and train sets from large accumulations to items of individual value. Our customer base is increasing dramatically and we need an ever larger supply of quality material to keep pace with demand. The market has never been stronger and if you are considering the sale of your collection, now is the time to act.



FREE VALUATIONS - We will provide a free, professional valuation of your collection, without obligation on your part to proceed. Either we will make you a fair, binding private treaty offer, or we will recommend inclusion of your property in our next public auction.

FREE TRANSPORTATION - We can arrange insured transportation of your collection to our Warwick offices completely free of charge. If you decline our offer, we ask you to cover the return carriage costs only.

FREE VISITS - Visits by our valuers are possible anywhere in the country or abroad, usually within 48 hours, in order to value larger collections. Please phone for details.

ADVISORY DAYS - We are staging a series of advisory days and will be visiting the following towns within the next few weeks: Eastbourne, Tunbridge Wells, Congleton, Hyde, Leek, Galashiels, Berwick on Tweed, York, Selby, Bury, Bolton, Wellingborough, Uttoxeter, Holyhead, Llandudno, Windsor, Wigan, Haydock, St. Andrews and Kirkcaldy.

Please visit our website or telephone for further details.

EXCELLENT PRICES - Because of the strength of our customer base we are in a position to offer prices that we feel sure will exceed your expectations.

ACT NOW - Telephone or email Richard Beale today with details of your property.



Get the experts on your side!



Warwick & Warwick

AUCTIONEERS AND VALUERS
www.warwickandwarwick.com

Warwick & Warwick Ltd., Chalon House, Scar Bank,
Millers Road, Warwick CV34 5DB England

Tel: (01926) 499031 • Fax: (01926) 491906
Email: richard.beale@warwickandwarwick.com

Model Rail Scotland

The Association of Model Railway Societies in Scotland

SECC Glasgow 2015

Fri 20th, Sat 21st and Sun 22nd February

● **45 LAYOUTS** ● **150 EXHIBITOR STANDS** ●
● **GAUGE SOCIETIES** ● **DEMONSTRATIONS** ●

February 2015

Friday 20th: 11am - 6pm
Saturday 21st: 10am - 6pm
Sunday 22nd: 10am - 5pm

Admission Prices: (at the door)

Adult £10.00
Child £6.00
Family (2+2x1 day) £25.00



Advance Ticket Prices: Adult £9.00 Child £5.00 Family (2+2x1 day) £23.00. Advance ticket holder can enter 30 minutes prior to official opening times.

Tickets may be bought at the show or in advance by visiting our website www.modelrail-scotland.co.uk.

To purchase advance tickets by post, please forward a cheque or postal order made payable to 'AMRSS' together with a self addressed stamped envelope, to arrive no later than 10th February 2015.

AMRSS, PO Box 9117, Shotts, ML7 9AF.



MODEL RAIL

HORNBY®





Branchline 2014 New Items

Class 3200 Earl "Dukedog" 4-4-0 Pre-order for £105.02



31-088 9028 in BR black early emblem
31-089 3214 in GWR green with shirtbutton monogram

Class 5 L&YR 2-4-2T Pre-order for £73.91



31-168 10713 in LMS crimson
31-169 50795 in BR lined black with early emblem

Class 3F Fowler Jinty 0-6-0 tank Pre-order for £62.86



32-227B 7341 in LMS black
32-235 47673 in BR black with late crest - weathered £69.66

Class 6P Patriot 4-6-0 Pre-order for £114.71



31-204 5530 "Sir Frank Ree" in LMS crimson

Class 4MT Fairburn 2-6-4 tank



32-880 2278 in LMS black - weathered £93.50
32-881 42105 BR lined black early emblem - weathered £93.50
32-882 42062 BR lined black late crest £85.00
(Prices estimated - we will notify you if price rises & offer option to cancel)

Class A2 4-6-2 Pre-order for £110.50



31-528A 60529 "Pearl Driver" in BR lined green with late crest
31-531 60536 "Trimbush" in BR lined green with early emblem
(Prices estimated - we will notify you if price rises & offer option to cancel)

Class 90 Electric Pre-order for £119.00



32-610 90023 in Intercity Swallow with 21-pin socket
32-611 90037 in Railfreight Distribution with 21-pin socket
32-612 90042 in Freightliner Powerhaul with 21-pin socket
(Prices estimated - we will notify you if price rises & offer option to cancel)

Class 37/4 Diesel Pre-order for £93.46



32-370 37405 in DRS Compass
32-389 37421 in Colas livery
32-390 37706 "Conidae" in Railfreight Petroleum
32-391DS 37796 in Railfreight coal sector - DCC sound £199.71

Class 47 Diesel



31-659 47001 in BR blue - weathered £101.96
31-659DS 47001 in BR blue - DCC sound £212.46

Class 170/5 2-car DMU Pre-order for £119.00



32-469 170521 Cross Country - weathered
(Prices estimated - we will notify you if price rises & offer option to cancel)

Class 171/7 2-car DMU Pre-order for £110.50



32-468 171727 Southern
(Prices estimated - we will notify you if price rises & offer option to cancel)

See the entire range at ehattons.com/bachmann2014

Limited Edition J94s & Austeritys, Class 14xx & Kings from Hatton's, being produced by DJ Models

Class 14xx Pre-order for £99



Pristine

H1401 48xx 4825 in GWR unlined green Great Western
H1404 58xx 5808 in GWR unlined green Shirtbutton
H1406 14xx 1420 in GWR unlined green G W R
H1408 58xx 5816 in BR lined black BRITISH RAILWAYS
H1409 14xx 1470 in BR lined black early emblem
H1410 58xx 5819 in BR unlined black early emblem
H1413 14xx 1444 in BR lined green early emblem
H1414 14xx 1450 BR lined green late crest
H1416 14xx 1409 BR unlined green late crest

Lightly Weathered

H1402 58xx 5814 in GWR unlined green Great Western
H1403 48xx 4871 in GWR unlined green Shirtbutton
H1405 48xx 4807 in GWR wartime black G W R
H1407 58xx 5802 in GWR unlined green G W R
H1411 58xx 5801 in BR unlined green G W R

Heavily Weathered

H1412 14xx 1474 in BR unlined black early emblem
H1415 14xx 1432 BR lined green late crest

Due Q4 2015 - Q1 2016
www.ehattons.com/j94

Austeritys & J94 Limited Editions of 200 Pre-order for £99



Pristine

J9401 "Robert" in NCB Bold Colliery lined green
J9402 71515 in Mech Navvies maroon
J9407 4 in NCB Backworth Colliery lined black
J9408 98 "Royal Engineer" in Army green
J9410 15 in Wemyss Private Railway lined brown

Lightly Weathered

J9403 J94 68012 in BR black late crest
J9405 "Hurricane" in NCB Bickershaw Colliery lined green
J9409 7 in NCB Littleton Colliery lined blue

Very Heavily Weathered



J9404 1763 NCB Peckfield Colliery lined maroon with chevrons
J9406 8 in NCB Mountain Ash Colliery lined green

Due Q1 2015
www.ehattons.com/14xx

Class 6000 King Pre-order for £169



HK01 6000 "King George V" in GWR lined green with roundel
HK02 6019 "King Henry V" in GWR lined green with shield
HK03 6021 "King Richard II" in GWR lined green with shirtbutton
HK04 6029 "King Edward VIII" in GWR unlined wartime green
HK05 6018 "King Henry VI" in GWR lined green
HK06 6025 "King Henry III" in BR ultramarine blue
HK07 6027 "King Richard I" in BR/GWR lined green
HK08 6028 "King George VI" in BR lined blue with early crest



HK09 6023 "King Edward II" in BR lined blue with early crest
HK10 6009 "King Charles II" in BR lined green with early crest
HK11 6017 "King Edward IV" in BR lined green with late crest
HK12 6026 "King John" in BR lined green with late crest
HK13 6005 "King George II" in BR lined green with late crest
HK14 6024 "King Edward I" in BR lined green with late crest
HK15 6000 "King George V" in BR lined green with early emblem

DCC Fitted versions also available for £179

HK01DCC - HK15DCC

Due Q4 2015 - Q1 2016

www.ehattons.com/king

UK P&P £4 per order

£2 P&P for single diecast items

Next Day £7 (Orders before 2pm)

13,000+ items on
www.ehattons.com/hm

Shop Open
Mon to Sat 8am to 6pm
Sunday 10am to 4pm

Phones Open
Mon to Thu 7am to 9pm
Fri & Sat 8am to 6pm
Sunday 9am to 5pm

364-368 Smithdown Road, Liverpool, L15 5AN
T: 0151 733 3655 E: info@ehattons.com

OO Gauge (1:76 Scale)

Steam locos



266209 Beyer Garratt 2-6-0 0-6-2 47975 BR "Lion on wheel" emblems on cabsides & standard numbers on tanks 1950-55. Pristine (Hel) £199



266211 Beyer Garratt 2-6-0 0-6-2 47981 BR "Lion on wheel" emblems on cabsides & standard numbers on tanks 1949-56. Heavily weathered (Hel) £199



266208 Beyer Garratt 2-6-0 0-6-2 47996 BR early emblems on cabsides & numbers on tanks 1949-56. Heavily weathered (Hel) £199
266203 Beyer Garratt 2-6-0 0-6-2 4994 LMS revolving coal bunker 1932-39. Pristine (Hel) £199



266204 Beyer Garratt 2-6-0 0-6-2 7983 LMS revolving coal bunker 1938-48. Pristine (Hel) £199
31-932DC Class 1000 Midland Compound 4-4-0 40934 in BR lined black early emblem. DCC On Board (Bac) £135.96



31-933 Class 1000 Midland Compound 4-4-0 41157 in BR lined black late crest (Bac) £118.96
R3005X Class 2800 2-8-0 2845 BR black late crest - weathered. DCC Fitted (Hor) £120



R3106 Class 2800 2-8-0 steam loco 2807 in GWR as preserved (Hor) £120



32-828A Class 2MT Ivatt 2-6-0 46526 in BR lined green late crest - weathered (Bac) £93.46



31-128^ Class 30xx 2-8-0 ROD 3036 in BR black early emblem - weathered (Bac) (list £139.95) BARGAIN £82



31-727 Class 3700 City 4-4-0 3439 "City Of London" GWR Green Monogram (Bac) £106.21
R3006 Class 3800 2-8-0 3894 in BR weathered black early emblem. (Hor) £106
R3006X Class 3800 2-8-0 3894 BR weathered black early emblem. DCC Fitted (Hor) £120
31-826A Class 3F 0-6-0 43257 in BR black early emblem (Bac) £76.46
31-828DC Class 3F 0-6-0 43620 in BR black late crest - weathered. DCC On Board (Bac) £101.96



31-880 Class 4F 0-6-0 3851 in LMS black Johnson/Deeley tender (Bac) £76.46



31-881 Class 4F 0-6-0 43875 in BR black early emblem and Johnson/Deeley tender (Bac) £76.46



31-167DC Class 5 L&YR 2-4-2T 50795 in BR lined black early emblem (weathered). DCC Fitted (Bac) (list £115.45) BARGAIN £89



31-188 Class 5XP Jubilee 4-6-0 45565 "Victoria" in BR lined green late crest - weathered (Bac) £118.96



31-189 Class 5XP Jubilee 4-6-0 45606 "Falkland Islands" in BR green early emblem - weathered (Bac) £118.96



31-213DS Class 6P Patriot 4-6-0 45504 "Royal Signals" in BR green late crest. DCC Sound Fitted (Bac) (list £268) BARGAIN £189



31-013 Class 7F 2-8-0 S&DJR 53808 in BR black late crest & Deeley tender (Bac) £110.46



R3245TTS Class A1 Peppercorn 4-6-2 "Tornado" in BR Blue (as running on mainline) - TTS Sound (Hor) £143.70



31-529 Class A2 4-6-2 60534 "Irish Elegance" in BR lined green early emblem (Bac) (list £149.95) BARGAIN £92
31-964 Class A4 4-6-2 60004 "William Whiteley" BR lined green late crest (Bac) £99



31-965 Class A4 4-6-2 60021 "Wild Swan" in BR lined green early emblem (Bac) (list £129.40) BARGAIN £92
R278AX Class A4 4-6-2 60022 "Mallard" in BR lined green late crest - DCC Fitted (Railroad Range) (Hor) £86



31-715 Class B1 1123 in LNER lined green (Bac) £84.96
R3114A Class B1 Thompson 4-6-0 61267 in BR black late crest (Hor) £120



R2922X Class B17/6 Sandringham 4-6-0 61650 "Grimsby Town" in BR late crest DCC Fitted (Hor) £125



31-136DC^ Class D11/2 4-4-0 62677 "Edie Ochiltree" in BR black late crest. DCC Fitted (Bac) (list £139.95) BARGAIN £85



31-138 Class D11/2 4-4-0 62682 "Haystoun of Bucklaw" in BR black early emblem (Bac) £106.21



31-137 Class D11/2 4-4-0 6385 "Luckie Mucklebackit" in LNER black (Bac) £106.21



31-319 Class J11 Robinson (GCR 9J) 64311 in BR black early emblem (Bac) £76.46



R3228 Class J94 0-6-0 12 in National Coal Board blue (Hor) £68.10



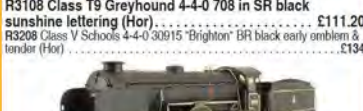
R3189 Class L1 2-6-4 9003 in LNER apple green (Hor) £104



R3187 Class N2 0-6-2T 1744 in GNR green (as preserved at the Great Central Railway) (Hor) £75
31-005 Class Q4 2-8-0 Robinson ROD 3547 in LNER black (Bac) £118



R3108 Class T9 Greyhound 4-4-0 708 in SR black sunshine lettering (Hor) £111.20
R3208 Class V Schools 4-4-0 30915 "Brighton" BR black early emblem & tender (Hor) £134



R3194 Class V Schools 4-4-0 30937 "Epsom" in BR black early emblem (Hor) £112



32-954 Standard class 4MT 2-6-0 76058 in BR lined black early emblem (Bac) £93.46



32-955 Standard class 4MT 2-6-0 76109 in BR lined black late crest (Bac) £93.46



32-508 Standard Class 5MT 73049 in BR lined green late crest & BR1 tender (Bac) £106.21
32-509 Standard class 5MT 73109 in BR lined black early emblem and BR1B tender (Bac) £106.21



32-261 WD Austerity 2-8-0 90441 in BR black early emblem (Bac) £110.42
32-260DC WD Austerity 2-8-0 90448 BR black with late crest. DCC On Board (Bac) £125.29



30-325 Ambulance Train No.40 Train Pack GWR Class 3700 No.3711 "City of Birmingham" in WWI khaki, 3 x Midland coaches in crimson lake & 6 x WWI figures (Bac) £135.96
25-2014 Bachmann OO Scale Silver Anniversary Set Class 5P Jubilee & Class 47 locos in wooden box certificate (Bac) £212.46



30-325 Ambulance Train No.40 Train Pack GWR Class 3700 No.3711 "City of Birmingham" in WWI khaki, 3 x Midland coaches in crimson lake & 6 x WWI figures (Bac) £135.96
25-2014 Bachmann OO Scale Silver Anniversary Set Class 5P Jubilee & Class 47 locos in wooden box certificate (Bac) £212.46



R2869 Class 08 diesel shunter in BR red, 2 x open wagons and 1 x box van (Hor) £42.50

Diesel locos



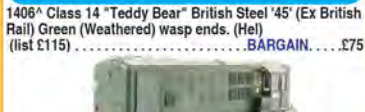
10001HAP- 10001 BR Brunswick green orange, black & orange lining. Aug 1956 - Oct 1957. (Dap) (list £105) BARGAIN £94
R3283 (Bagnall shunter in red - Railroad range (Hor) £27.80



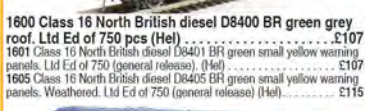
1405^ Class 14 "Teddy Bear" (ex British Rail Green) Blue Circle Cement (ex D9526) (Weathered). (Hel) (list £115) BARGAIN £75



1406^ Class 14 "Teddy Bear" British Steel "45" (Ex British Rail) Green (Weathered) wasp ends. (Hel) (list £115) BARGAIN £75



1600 Class 16 North British diesel D8400 BR green grey roof. Ltd Ed of 750 pcs (Hel) £107
1601 Class 16 North British diesel D8401 BR green small yellow warning panels. Ltd Ed of 750 (general release). (Hel) £107
1605 Class 16 North British diesel D8405 BR green small yellow warning panels. Weathered. Ltd Ed of 750 (general release) (Hel) £115



MM0208 Class 201 no 208 "River Lagan" NIR blue (Mur) £129



MM0209 Class 201 no 209 "River Foyle" in NIR Blue (Mur) £129
MM0230 Class 201 no 230 "River Brandon" IE original Enterprise (Mur) £129



4D-012-003 Class 22 B-B Diesel Hydraulic D6311 in BR green small yellow panels & disc headcode box (Dap) £103
4D-012-001 Class 22 B-B Diesel Hydraulic D6316 in BR Green. Small yellow panels and disc headcode box (Dap) £103



2320 Class 23 Baby Deltic D5900 green headcode discs and frost grilles - gloss (Hel) (list £129.95) BARGAIN £69



2321 Class 23 Baby Deltic D5901 green headcode discs and frost grilles (Hel) (list £129.95) BARGAIN £69



2322 Class 23 Baby Deltic D5902 green headcode discs and no frost grilles (Hel) (list £129.95) BARGAIN £69
2310^ Class 23 Baby Deltic D5907 in BR Green small yellow ends - gloss finish. (Hel) (list £119.95) BARGAIN £72
2323 Class 23 Baby Deltic D5909 green headcode discs and no frost grilles - weathered (Hel) (list £139.95) BARGAIN £69



2323 Class 23 Baby Deltic D5909 green headcode discs and no frost grilles - weathered (Hel) (list £139.95) BARGAIN £69



2308^ Class 23 Baby Deltic diesel D5900 in BR Green large yellow ends. (Hel) (list £119.95) BARGAIN £72



UK P&P £4 PER ORDER
£2 per single diecast item

£7 guaranteed Next Day delivery
(Orders before 2pm)



3202^ Class 23 Baby Deltic diesel D5908 BR Green large yellow ends arrows (Hel) (list £119.95) **BARGAIN. £79**



32-431DC Class 24 24077 in BR blue indicator discs. DCC Fitted (Bac) £89.21
2660 Class 20/0 diesel D5300 in BR green early version, semi gloss (Hel) £96
2661 Class 20/0 diesel D5301 in BR green early version (Hel) £95



2662 Class 26/0 diesel D5309 in BR green early version (Hel) £95



2665 Class 26/0 diesel D5312 in BR green - weathered (Hel) £103
2663 Class 26/0 diesel D5317 in BR green small yellow panels (Hel) £95
2608 Class 26/1 diesel D5339 in BR green small yellow panels (Hel) £87



2724 Class 27 BRCW Sulzer diesel D5353 in BR green (Hel) (list £99.95) **BARGAIN. £69**



2723 Class 27 BRCW Sulzer diesel D5361 in BR green small yellow panels (Hel) (list £99.95) **BARGAIN. £69**



2709 Class 27 BRCW Sulzer diesel D5389 in BR blue small yellow panels (Hel) (list £99.95) **BARGAIN. £69**



2800^~ Class 28 Co-Bo Diesel D5700 Full BR Green - modified windows. (Hel) (list £125) **BARGAIN. £80**



2801 Class 28 Co-Bo Diesel D5705 BR Green Small Yellow Panels (as preserved). (Hel) (list £125) **BARGAIN. £89**
2807^ Class 28 Co-Bo Diesel D5711 in Full BR Green modified windows. (Hel) (list £125) **BARGAIN. £89**
2810^ Class 28 Co-Bo Diesel D5714 Full BR Green - modified windows. (Hel) (list £125) **BARGAIN. £89**



2803^ Class 28 Co-Bo Diesel D5718 BR Green Small Yellow Panels (Weathered). (Hel) (list £132) **BARGAIN £98**
R3067 Class 31 Diesel Electric D1250 BR Blue (Railroad Range) (Hor) (list £54.99) **BARGAIN. £57**
3431 Class 33/0 diesel D6544 in BR blue full yellow ends (Hel) £95



3413 Class 33/0 diesel D6530 in BR green experimental yellow panels rounded top corners (Hel) £95



3411 Class 33/0 diesel D6577 in early BR green (Hel) £95



3521 Class 35 Hymek D7003 in BR green (Hel) £94
3518 Class 35 Hymek D7002 in BR green small yellow panels (Hel) £94
3519 Class 35 Hymek D7064 in BR blue small yellow warning panels (Hel) £94



3520 Class 35 Hymek D7070 in BR blue full yellow ends (Hel) £94



32-781A Class 37/0 37034 BR Blue Split Head Code - weathered (Bac) £97.71



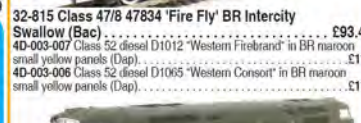
32-480DS Class 40 D211 'Mauretania' in BR green indicator discs. DCC Sound on board (Bac) (list £244.95) **BARGAIN. £189**
R3282 Class 42 Warship D853 'Thrustor' in BR maroon small yellow panels - Railroad range (Hor) £90.90



31-656DC Class 47/0 D1677 'Thor' in BR green full yellow ends. DCC On Board (Bac) £106.21
32-816 Class 47/3 47305 'Diamond Jubilee' BR Railfreight Distribution (Bac) £93.46
32-817 Class 47/7 47745 'Royal London Society For The Blind' red & grey (Bac) £93.46



32-815 Class 47/8 47834 'Fire Fly' BR Intercity Swallow (Bac) £93.46



4D-003-007 Class 52 diesel D1012 'Western Firebrand' in BR maroon small yellow panels (Dap) £119
4D-003-006 Class 52 diesel D1005 'Western Consort' in BR maroon small yellow panels (Dap) £119



4D-003-011 Class 52 diesel loco D1002 'Western Explorer' in BR green small yellow panels (Dap) £109
4D-003-010 Class 52 diesel loco D1010 'Western Campaigner' in BR blue full yellow ends (Dap) £109



4D-003-008 Class 52 diesel loco D1023 'Western Fusilier' in BR maroon small yellow panels (Dap) £109



32-529B Class 55 Deltic D9011 in BR two-tone green. Weathered (advertised earlier as 'pristine') (Bac) £93.46



5822 Class 58 58006 Railfreight Redstripe Livery (Hel) £125
5827 Class 58 58016 EW&S Livery (Hel) £125
5826 Class 58 58028 Plain Triple Grey Livery (Hel) £125



5824 Class 58 58030 in EWS Livery (Hel) £125
5823 Class 58 58036 Railfreight Redstripe Livery Orange Cantail Stripe (Hel) £125



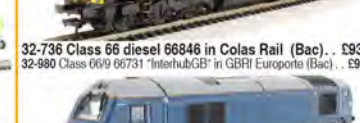
5825 Class 58 58038 Mainline Blue Livery (Hel) £125



5821 Class 58 58045 Railfreight Coal Livery (Hel) £125
R3141 Class 60 diesel DB Schenker 'Tata Steel' (Hor) £120




32-725U Class 66 Diesel 66111 in EWS Highland Rail stag - Limited edition (Bac) £132



32-736 Class 66 diesel 66846 in Colas Rail (Bac) £93.46
32-980 Class 66/9 66731 'Interhub/GB' in GBRI Europorte (Bac) £93.46



R3268 Class 67 67003 in Arriva Trains Wales (Hor) £129.80
31-568 Class 70 Powerhaul diesel 70005 Freightliner - weathered (Bac) £130.01



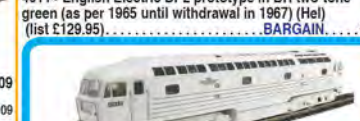
31-995 Class D16 LMS 10000 in BR Brunswick green lined orange & black (Bac) £99



31-996 Class D16 LMS 10000 in BR Brunswick green part eggshell blue waistband (Bac) £99



4010- English Electric DP2 prototype in BR Brunswick green (as per 1962 to May 1965) (Hel) (list £129.95) **BARGAIN. £75**



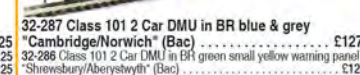
4011- English Electric DP2 prototype in BR two-tone green (as per 1965 until withdrawal in 1967) (Hel) (list £129.95) **BARGAIN. £70**



4005- Lion Diesel loco D0260 in white 5 gold stripes (Hel) (list £129.95) **BARGAIN. £70**



31-678 Class 85 (AL5) Bo-Bo Electric 85026 in BR Blue single pantograph (Bac) (list £112.45) **BARGAIN. £86**



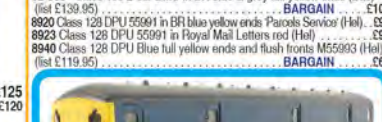
32-287 Class 101 2 Car DMU in BR blue & grey 'Cambridge/Norwich' (Bac) £127.46
32-286 Class 101 2 Car DMU in BR green small yellow warning panel 'Shrewsbury/Aberystwyth' (Bac) £127.46



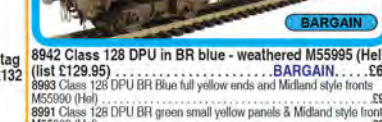
32-285 Class 101 2 Car DMU in BR green speed whiskers 'Newcastle/Middlesbrough' (Bac) £127.46



32-288 Class 101 2-car DMU in BR blue 'Newcastle/Hexham' (Bac) £127.46



32-905^ Class 108 2-car DMU in BR blue & grey full yellow ends (Bac) (list £139.95) **BARGAIN. £108**
8920 Class 128 DPU 55001 in BR blue yellow ends 'Parade Service' (Hel) £94
8923 Class 128 DPU 55091 in Royal Mail Letters red (Hel) £94
8940 Class 128 DPU Blue full yellow ends and flush fronts M55993 (Hel) (list £119.95) **BARGAIN. £69**



8942 Class 128 DPU in BR blue - weathered M55995 (Hel) (list £129.95) **BARGAIN. £69**
8993 Class 128 DPU BR Blue full yellow ends and Midland style fronts M55990 (Hel) £94
8991 Class 128 DPU BR green small yellow panels & Midland style fronts M55969 (Hel) £94
8990 Class 128 DPU BR green speed whiskers and Midland style fronts M55967 (Hel) £94



8941 Class 128 DPU in Royal Mail red full yellow ends and flush fronts 55995 (Hel) (list £119.95) **BARGAIN. £69**



8902 Class 128 DPU W55991 in early BR blue white cab roof domes and yellow gangway door covers (Hel) (list £119.95) **BARGAIN. £69**



32-928 Class 150/1 2-car DMU 150150 in BR Regional Railways Sprinter - weathered. (Bac) £135.95



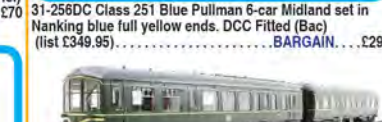
32-937 Class 150/2 2 car DMU 150202 in Centro blue stripe. (Bac) £127.46



32-938 Class 150/2 2 car DMU 150204 in Northern Rail (Bac) £127.46



31-256DC Class 251 Blue Pullman 6-car Midland set in Nanking blue full yellow ends. DCC Fitted (Bac) (list £349.95) **BARGAIN. £290**



32-516A Derby Lightweight 2 Car DMU in BR green speed whiskers (Bac) £123.21



32-517^~ Derby Lightweight 2-car DMU in BR blue (Bac) (list £144.95) **BARGAIN. £64**

Visit

www.ehattons.com/hm

13,000+ items available
with live stock information



8704 Railbus W&M E79962 in green large yellow panel-weathered. (Hel) (list £129.95) BARGAIN £79



8800 Railcar W79975 in BR light green speed whiskers & semi-gloss finish (Hel) £94

EMUs



R3290 Class 2-HAL 2 car EMU in BR green small yellow ends (Hor) £120.70
R3290A Class 2-HAL 2 car EMU in BR green small yellow panels (Hor) £120.70



R3260 Class 2-HAL 2 car EMU in SR green (Hor) £120.70



31-030^A Class 350/1 Desiro 4 car EMU 350 111 "Apollo" in Silver Link (unbranded) (Bac) £150



31-032 Class 350/1 Desiro 4-car EMU 350 102 in London Midland (Bac) £149



31-031 Class 350/2 Desiro 4 car EMU 350 238 in London Midland (Bac) £149
R3258 Class 401 2-BIL 2 car EMU in BR blue (Hor) £120.70
R3259 Class 401 2-BIL 2 car EMU in BR blue - As preserved at the NRM (Hor) £120.70



R3257 Class 401 2-BIL 2 car EMU in BR green yellow ends (Hor) £120.70
R3162AX Class 401 2-BIL 2-car EMU 2142 in BR green DCC Fitted (Hor) £114



R3162A Class 401 2-BIL 2-car EMU 2142 in BR green DCC Ready (Hor) £99

Track Maintenance vehicles



B800 Non-motorised OO Track Cleaner motorised cleaning heads & vacuum in blue (Dap) £56
36-165A Plasser Tampor track maintenance machine (motorised) (Bac) £59.46
31-575 Windhoff MPV Multi-Purpose master and slave units Network Rail (Bac) £126.61

Track cleaning fluid

B805 100ml of track cleaning fluid for the B800 Track cleaner (Dap) £7

Train sets - analogue

R1167 Flying Scotsman Set 3x LNER coaches (box has 3-pole motor) (Hor) £120



30-077 Midnight Metropolitan 32-217 style London Transport maroon pannier (different number to 30-076 version) (Bac) £89.24

30-160 Hural Commuter set Class 105 2 car LMU BR green small yellow panels (Bac) £84.99



30-170 Thames Clyde Express Midland Compound 1000, 2 x corridor composite & 3rd brake coach in LMS (Bac) £148.71



30-105 The Midland Marvel Midland 3F 3522 in LMS brake van in LMS grey & 2 x 8-plank wagons (Bac) £106.21
30-080 The Western Wanderer Class 57xx Pannier 3650 in GWR shunt green and GWR Toad brake van & shunters truck in GWR gr (Bac) £84.96

Train sets - DCC



39-252C BR Mk1 RFO Restaurant Car Crimson & Cream - Weathered (Bac) £25.29
39-263 BR Mk1 HMB miniature buffet car in (BFI)WR chocolate/cream (Bac) £23
39-029E BR Mk1 SK Second Corridor chocolate & cream (Bac) £28.01
39-501 BR Mk1 SLF Sleeper Car in blue & grey (Bac) £33.11
39-503 BR Mk1 SL STP Sleeper Car in blue & grey Inter-City (Bac) £33
39-503 Pack of 4 (Bac) (list £155.80) BARGAIN £122
39-502 BR Mk1 SL STP Sleeper Car in maroon (Bac) £33
39-502 Pack of 4 (Bac) (list £155.80) BARGAIN £120
39-054C BR Mk1 SO Second Open (WR) Chocolate & Cream (Bac) £28.01
39-052G BR Mk1 SO Second Open Crimson & Cream (Bac) £28.01



Prices valid until 12/03/15

Orders received after this date for products that have increased in price will be given a refund



38-130A Megapack of 8 40 Tonne YGH Sealion bogie hopper wagon in olive green - weathered (Bac) (list £263.60) BARGAIN £194
38-130A Single (Bac) £102
38-130A Pack of 4 (Bac) (list £131.80) BARGAIN £102



33-902 45 ton bogie well wagon in BR Departmental black (Bac) £8.84
37-578A 45 ton TTA tank in ICI Methanol (Bac) £13.56
37-582C 45 ton TTA tank in Shell black (Bac) £13.56



38-063A 45 tonne glw MEA open box wagon in Coal sector (Bac) £12.71
38-064 45 tonne glw MEA open box wagon in EWS - weathered (Bac) £13.56
37-603A 45 Tonne glw YSA skid van in EWS - weathered (Bac) £17.85
37-603A Pack of 4 (Bac) (list £34) BARGAIN £54
37-603A Megapack of 8 (Bac) (list £168) BARGAIN £122



37-036 Pack of 4 5 plank wagon steel floor in Tarbitumac (Bac) (list £37.60) BARGAIN £26
37-036 Single (Bac) £7
38-436 51 tonne SSA scrap wagon in blue (Bac) £12.71
38-437 51 tonne SSA scrap wagon in Transrail grey (Bac) £12.71
4F-031-020 6 wheel milk tanker 'United Dairies' - weathered (Bac) £12



38-151A Megapack of 8 80 Tonne glw BDA bogie bolster wagon in Railfreight (Bac) (list £174.40) BARGAIN £104
38-151A Single (Bac) (list £121.80) BARGAIN £58
38-151A Pack of 4 (Bac) (list £37.20) BARGAIN £22
R6365 Breakdown Crane pack (Hor) £12



38-350A BZA steel carrier steel coils in EWS (Bac) £22.06
R6425 Container Wagon (2 x 30') (Hor) £14



38-345A Megapack of 8 FNA Nuclear Flask Wagon flat floor & round buffers in standard Buff - Flask 9 (Bac) (list £240.80) BARGAIN £128
38-345A Single (Bac) (list £30.10) BARGAIN £17
38-345A Pack of 4 (Bac) (list £120.40) BARGAIN £65



38-346A Megapack of 8 FNA nuclear flask wagon sloping floor, changeover valve & round buffers in standard Buff - Flask 21 (Bac) (list £240.80) BARGAIN £130
38-346A Single (Bac) (list £30.10) BARGAIN £18
38-346A Pack of 4 (Bac) (list £120.40) BARGAIN £68
R6365 Fuel wagon pack with Shell, Texaco & Total tankers (Hor) £12
37-313 Intermodal bogie wagon 2 x 45ft containers in Maersk (Bac) £42.46
37-314 Intermodal bogie wagon 2 x 45ft containers in Saltmarine (Bac) £42.46



38-346A Megapack of 8 FNA nuclear flask wagon sloping floor, changeover valve & round buffers in standard Buff - Flask 21 (Bac) (list £240.80) BARGAIN £130
38-346A Single (Bac) (list £30.10) BARGAIN £18
38-346A Pack of 4 (Bac) (list £120.40) BARGAIN £68
R6365 Fuel wagon pack with Shell, Texaco & Total tankers (Hor) £12
37-313 Intermodal bogie wagon 2 x 45ft containers in Maersk (Bac) £42.46
37-314 Intermodal bogie wagon 2 x 45ft containers in Saltmarine (Bac) £42.46



BHSPEC856b IOA Network Rail bogie ballast wagon. 70 5992 033-3. Hatton's Limited edition of 500. Pristine (Dap) (list £19.95) BARGAIN £12



BHSPEC856b IOA Network Rail bogie ballast wagon. 70 5992 045-3. Hatton's Limited edition of 500. Pristine (Dap) (list £19.95) BARGAIN £12
BHSPEC856c IOA Network Rail bogie ballast wagon. 70 5992 077-1. Hatton's Limited edition of 500. Pristine (Dap) (list £19.95) BARGAIN £12



38-250 Pack of 4 IPA twin double deck car transporter in 'STVA' red (Bac) (list £199.80) BARGAIN £140
38-250 Single (Bac) £37
38-200A JPA bogie cement hopper 'VIG - Lafarge Cement' (Bac) £30.56
38-200A Pack of 4 (Bac) (list £143.80) BARGAIN £112
38-200A Megapack of 8 (Bac) (list £287.60) BARGAIN £212
BHSPEC779a KTA Intermodal pocket wagon in debranded ex-Tiphook (weathered) 97706 (Dap) (list £26.95) BARGAIN £22
38-240* MEA Megapack high-sided bogie box wagon in EWS (with buffers) (Bac) (list £25.20) BARGAIN £16
38-240* Pack of 4 (Bac) (list £100.80) BARGAIN £62
38-240* Megapack of 8 (Bac) (list £201.60) BARGAIN £119



38-300 Pack of 4 OTA (ex-VDA) timber carrier lumber load in BR Railfreight (Bac) (list £99.80) BARGAIN £77
38-300 Single (Bac) £20
38-301* OTA (ex-VDA) timber carrier lumber load in EWS (Bac) (list £24.95) BARGAIN £14
38-301* Pack of 4 (Bac) (list £59.80) BARGAIN £52
38-301* Megapack of 8 (Bac) (list £199.60) BARGAIN £104
37-365 Pack of 3 13 ton steel sand tippler wagon in Taunton Concrete - weathered (Bac) £30.56
37-672 Pack of 3 14 Ton tank wagons in British Rail - weathered (Bac) £38.21
37-671 Pack of 3 14 Ton tank wagons in Fins - weathered (Bac) £38.21
37-236 Pack of 3 16 ton steel mineral wagons NCB top flap doors - weathered (Bac) £30.56



38-287 Pack of 3 22 ton Presflos in BR bauxite - weathered (Bac) £66.73
37-981 Pack of 3 Conflat wagons in BR bauxite AF containers in light blue - weathered (Bac) £36.51



37-982 Pack of 3 Conflat wagons in BR bauxite BD containers in BR crimson - weathered (Bac) £36.51



R6371 Pack of 6 Petrol tanker wagon in Shell black (Hor) (list £37.50) BARGAIN £33
R6371 Single (Hor) £6
4F-012-001 Ventilated van in BR (Dap) £8

Containers & Loads

Analogue controllers

DCC decoders

Accessories

Spares

Buildings - general

Signals

Lighting equipment

Electronic components

Point motors

DCC accessories

DCC controllers

PC2 One Touch DCC Quad Point Controller x 4 (Tra) £32

PC2 e-LINK Module, Railmaster Software & 1 Amp Transformer (PC/Laptop Required) (Hor) £68

R832 DCC Electro point clips (20 in a pack - 2 used per point) (Hor) £3

R8238 DCC reverse loop control module (Hor) £34

R8241 Digital Power Track (Hor) £5

R8015 Adaptor Base & Housing for R8014 (Hor) £4

R8014 Mark 2 Point Motor (Hor) £7

GM52 Multi-voltage Track Tester (Gau) £5

DCC40 Reverse loop control module (Gau) £32

R6952 Bulbs for Skale Lighting system (x 4) (Hor) £5

TSV203 Converted gas light 12V (x4) (Tra) £9.50

TSV202 Double ladder bar light 12V (x4) (Tra) £9.50

GM50 OO Buffer lights x 2 (Gau) £10

CL2 Standard Coach Lighting Strips - Warm White (Tra) £17

AL1 Tail Lamp (Flashing) Modern Image (Tra) £13

SFX20 Diesel loco sound capsule (with built in battery, speaker & motion detector) (Tra) £37

R207 Track firing pins (Hor) £2

36-026 10 x Mk2 Couplings mini type - long (Bac) £4.68

36-035 6 Round Head Spring Buffers for LNER & SR locos (Bac) £4.89

R8099 Coupling bar assemblies (Pack 10) (Hor) £5

SL-111 Finescale insulated rail joiners/fishplates (Code 70, 75 & 83) for OO & HO gauge - Pack of 12 (Pec) £2.30

SL-11 Insulated rail joiners/fishplates (for OO, HO & O gauge code 100 rails incl. Hornby, Peco & Peco Streamline) - Pack of 12 (Pec) £2

DCR-21PIN-Direct Box of 10 21-pin 4-function 1.1Amp direct plug decoder back EMF (Hal) £10

DCR-21PIN-Direct Single (Hal) £12

DCR-21PIN-Direct Box of 5 (Hal) £57



36-557 Pack of 5 21-pin E-Z Command 4-function 1A decoder back EMF (Bac) (list £92.50) BARGAIN £70
36-557 Single (Bac) £14.50



X9659 4-pin decoder for some train set locos and Sentinels (Hor) £10
DCC27 8 & 21-pin 4-function 1A (1.8A peak) small OMNI decoder (measures 23 x 27 x 10mm) (Gau) £16



R8249 Box of 6 8-pin 4-function 2-sided 0.5A (1A peak) decoder (Hor) £76
R8249 Single (Hor) £14



DCR-8PIN-Direct Box of 10 8-pin compact direct 4-function 1.1Amp decoder back EMF (Hal) £105
DCR-8PIN-Direct Single (Hal) £13
DCR-8PIN-Direct Box of 5 (Hal) £59

DCC accessory decoders



R8247 DCC accessory decoder (for points and motors) (Hor) £32



PC2 One Touch DCC Quad Point Controller x 4 (Tra) £32

DCC controllers

DCC accessories

Point motors

Electronic components

Lighting equipment

Accessories

Spares

Buildings - general

Signals

Lighting equipment

Electronic components

Point motors

DCC accessories

DCC controllers

PC2 One Touch DCC Quad Point Controller x 4 (Tra) £32

PC2 e-LINK Module, Railmaster Software & 1 Amp Transformer (PC/Laptop Required) (Hor) £68

R832 DCC Electro point clips (20 in a pack - 2 used per point) (Hor) £3

R8238 DCC reverse loop control module (Hor) £34

R8241 Digital Power Track (Hor) £5

R8015 Adaptor Base & Housing for R8014 (Hor) £4

R8014 Mark 2 Point Motor (Hor) £7

GM52 Multi-voltage Track Tester (Gau) £5

DCC40 Reverse loop control module (Gau) £32

R6952 Bulbs for Skale Lighting system (x 4) (Hor) £5

TSV203 Converted gas light 12V (x4) (Tra) £9.50

TSV202 Double ladder bar light 12V (x4) (Tra) £9.50

GM50 OO Buffer lights x 2 (Gau) £10

CL2 Standard Coach Lighting Strips - Warm White (Tra) £17

AL1 Tail Lamp (Flashing) Modern Image (Tra) £13

SFX20 Diesel loco sound capsule (with built in battery, speaker & motion detector) (Tra) £37

R207 Track firing pins (Hor) £2

36-026 10 x Mk2 Couplings mini type - long (Bac) £4.68

36-035 6 Round Head Spring Buffers for LNER & SR locos (Bac) £4.89

R8099 Coupling bar assemblies (Pack 10) (Hor) £5

SL-111 Finescale insulated rail joiners/fishplates (Code 70, 75 & 83) for OO & HO gauge - Pack of 12 (Pec) £2.30

SL-11 Insulated rail joiners/fishplates (for OO, HO & O gauge code 100 rails incl. Hornby, Peco & Peco Streamline) - Pack of 12 (Pec) £2

DCR-21PIN-Direct Box of 10 21-pin 4-function 1.1Amp direct plug decoder back EMF (Hal) £10

DCR-21PIN-Direct Single (Hal) £12

DCR-21PIN-Direct Box of 5 (Hal) £57



SL-10 Metal rail joiners/fishplates (for code 100 rails incl. Hornby, Peco & Peco Streamline). For OO, HO & O gauge - Pack of 24 (Pec) £2
GM50 OO/HO gauge loco wheel cleaner (Gau) £6



19KADEE NEM-362 Long Coupler - 10.61 mm (27/64") (w/o Draft Gear Boxes) (2 pair) (Kad) £3.50
GM50 OO/HO gauge loco wheel cleaner (Gau) £24



TT4561 Tidy Track Roto Wheel Cleaner OO/HO Gauge (Woo) £21.75
B804 Track cleaner (B800) replacement track cleaning pads (Dap) £5

Wheel sets



R8218 14.1 mm coach wheels (pack of 10) (Hor) £5



R8264 14.1mm 2 hole coach wheels (pack of 10) (Hor) £5
36-033 Brass turned coach disc wheels on metal axles - Pack of 10 (Bac) £9.99
R8097 Metal 3 hole disc wagon wheels on axles (10 axles) (Hor) £6.50
R8096 Metal disc wheels on axles (10 axles) (Hor) £5.50
36-026 Metal split spoke wagon wheels on 10 metal axles - Pack of 20 (Bac) £32.21
R8098 Metal spoked wheels on axles (10 axles) (Hor) £5
36-010 Pair of Collet bogies (Bac) £5.06

Man-made scenic structure - railway-related



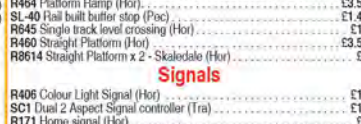
89121 21.5 metre (90ft) Motorised turntable - ready for installation. Upgraded 89111. For HO/OO scales. DCC ready (Hel) £199



LK-55 76ft Well type turntable (Pec) £39
R083 Buffer Stop (Hor) £1.40
R083 Box of 6 (Hor) £8
R8227 Building/Trackmat Accessories Pack 1. Contains 1 x R8001, 1 x R171, 2 x R464, 1 x R460 (Hor) £24
R636 Double track level crossing (Hor) £18
44-129 Fuel Storage Tank (110 x 55 x 60mm) (Bac) £25.46



SL-43 Loco Lift and storage unit (Pec) £11
44-192 Platform Buffet (100 x 40 x 55mm) (Bac) £25.46
LK-62 Platform Edging, Concrete Type (Height 20mm) £4.60
R464 Platform Ramp (Hor) £3.50
SL-40 Rail built buffer stop (Pec) £1.40
R465 Single track level crossing (Hor) £11
R860 Straight Platform (Hor) £30
R8614 Straight Platform x 2 - Skeldeford (Hor) £3



R406 Colour Light Signal (Hor) £19
SC1 Dual 2 Aspect Signal controller (Tra) £16
R171 Home signal (Hor) £8
SK2 Home signal kit R/G LEDs (Tra) £8
DS8 One Touch DCC Signal Dual Home (R/G) (Tra) £32
DS1 One Touch DCC Signal Home (R/G) (Tra) £22



4L-001-001 Signal - Motorised, Square post GWR home lower quadrant (OO/SIG1) (Dap) £22
4L-002-002 Signal - Motorised, Square post LMS distant upper quadrant (ex-OO/SIG4) (Dap) £22

Opening Hours

Shop 8am to 6pm Mon to Sat
10am to 4pm Sun

Phones 7am to 9pm Mon to Thu
8am to 6pm Fri & Sat
9am to 5pm Sun



PO274 Low relief terrace house fronts - red brick (128w x 73d x 125h mm) (Met) £10



44-246 Low relief terraces (120 x 19 x 104mm) (Bac) £22.91
44-257 Low relief Victorian school (249 x 39 x 92mm) (Bac) £33.96
R9766 Maestro Market - Skalesdale 'The Street' Collection (Hor) £25
PO261 Pair of red brick terraced houses (Card Kit) (Met) £9
PO226 Parish Church (re-designed) (Met) £28.01
44-159 Pendon Little Chapel Cottage (137 x 70 x 96mm) (Bac) £11
44-157 Pendon Wagon & Horses Pub (230 x 95 x 100mm) (Bac) £40.76
PO283 Small factory kit (Met) £12
R8621 Terrace house (left hand) - Skalesdale (Hor) £12
R8622 Terrace house (right hand) - Skalesdale (Hor) £12
PO272 Terraced shop fronts - brick - 128 (w) x 73 (d) mm (Met) £13
PO282 Warehouse - low relief or stand-alone (Met) £11
44-0006 Wooden village hall (160 x 96 x 70mm) (Bac) £38.21

Man-made scenic structure - non-railway

44-504 Cable Drums (x4) (20 x 9 x 20mm) (Bac) £6
LK-45 Flexible field fencing. Approx. 1000mm (42in). 5 pieces (Pac) £2.50
R9782 Holiday Coach Access Steps (Hor) £9.80
GM370 Tarmac road 80mm wide (1m) (Gau) £6.95

Bridges, Tunnels & Walls

44-0617 Double-track overhead bridge (120 x 19 x 104mm) (Bac) £42.46
R860 Elevated sidings (320mm length) (Hor) £12
R076 Foot Bridge (Hor) £14
PO236 Footbridge (Met) £8
CO03 Girder Bridge plastic kit (Dap) £6.65
44-228 Low Relief Double Track Tunnel Portal (175 x 10 x 94mm) (Bac) £13.60
R8641 Platform footbridge - Skalesdale 'Raisdale' range (Hor) £22
44-152 Railway Road Over Bridge (102 x 104 x 88mm) (Bac) £36.21
MO056 Tarmac road 80mm wide (1m) (Gau) £6.95

Minerals, Water & Rocks

GM114 Granite Ballast - OO & HO gauge - large bag 500g (Gau) £3

People - civil

36-407 1950s Train Crew x 6 (Bac) £6.21
36-047 Locomotive staff x 6 (Bac) £6.21
36-046 Shopping figures x 6 (Bac) £6.21
36-045 Station passengers sitting x 6 (Bac) £6.21
36-044 Station passengers standing x 6 (Bac) £6.21
36-043 Station staff x 6 (Bac) £6.21

Track - Code 100 Setrack

ST-245 Setrack curved double radius left handed point insulfrog (Pec) £12
ST-244 Setrack curved double radius right handed point insulfrog (Pec) £12
ST-201 Setrack double straight (Pec) £1.75
ST-205 Setrack isolating standard straight & switch (Pec) £2.75
ST-247 Setrack medium radius Y point insulfrog (Pec) £9
ST-228 Setrack No. 2 radius double curve (Pec) £2.30

ST-241 Setrack No.2 radius left handed point insulfrog (Pec) £7.50
ST-204 Setrack Quad Straight (Pec) £3
ST-204 Box of 24 (Pec) £3
ST-202 Setrack short straight (Pec) £1
ST-203 Setrack special short straight (Pec) £1

Track - Code 100 Streamline

SL-100 Pack of 25 1 yard (91.5cm) length of Code 100 Wooden-sleeper nickel silver flexible track (Pec) £64
SL-100 Single (Pec) £2.80

SL-102 Pack of 25 1 yard (91.5cm) length of Nickel Silver concrete-sleeper flexible track (Pec) £62
SL-99 3 way medium radius point insulfrog (Pec) £22
SL-90 Double slip insulfrog (Pec) £28

SL-98 Large Y point (Pec) £10
SL-E98 Large Y point electrofrog (Pac) £10

SL-87 Left hand curved point (Pec) £10.50
SL-E87 Left hand curved point electrofrog (Pec) £11
SL-E88 Left hand large point electrofrog (Pec) £10
SL-89 Left hand large point insulfrog (Pec) £10

SL-96 Left hand medium point (Pec) £9
SL-E96 Left hand medium point electrofrog (Pec) £9

SL-92 Left hand small point (Pec) £8
SL-94 Long crossing insulfrog (Pec) £8.50
SL-96 Right hand curved point (Pec) £10.50
SL-E86 Right hand curved point electrofrog (Pec) £11
SL-E88 Right hand large point electrofrog (Pec) £10
SL-E88 Right hand large point insulfrog (Pec) £10
SL-95 Right hand medium point (Pec) £9
SL-91 Right hand small point (Pec) £8

SL-80 Single slip insulfrog (Pec) £27
SL-E97 Small Y point electrofrog (Pac) £8.50

Track - Code 75 FineScale Streamline

SL-102F 1 yard (91.5cm) length of finescale Nickel Silver concrete-sleeper track (Pec) £3
SL-102F Pack of 25 (Pac) £84

SL-100F Pack of 25 1 yard (91.5cm) length of Nickel Silver Finescale flexible track (Pec) £64
SL-100F Single (Pec) £2.85
SL-E199 3 way finescale medium radius point electrofrog (Pec) £24
SL-E199 Code 75 Medium Radius Concrete sleeper turnout LH (Pac) £11
SL-E198 Finescale large Y point electrofrog (Pec) £11
SL-E187 Finescale left hand curved point electrofrog (Pec) £11
SL-E189 Finescale left hand large point electrofrog (Pec) £10.50
SL-E186 Finescale left hand medium point electrofrog (Pec) £9.50
SL-E182 Finescale left hand small point electrofrog (Pec) £10
SL-E194 Finescale long crossing electrofrog (Pec) £10
SL-E186 Finescale right hand curved point electrofrog (Pec) £11
SL-E188 Finescale right hand large point electrofrog (Pec) £10.50
SL-E195 Finescale right hand medium point electrofrog (Pec) £11
SL-E191 Finescale right hand small point electrofrog (Pec) £10
SL-E180 Finescale single slip electrofrog (code 75 rail) (Pac) £29

SL-100F Single (Pec) £2.85
SL-E199 3 way finescale medium radius point electrofrog (Pec) £24
SL-E199 Code 75 Medium Radius Concrete sleeper turnout LH (Pac) £11
SL-E198 Finescale large Y point electrofrog (Pec) £11
SL-E187 Finescale left hand curved point electrofrog (Pec) £11
SL-E189 Finescale left hand large point electrofrog (Pec) £10.50
SL-E186 Finescale left hand medium point electrofrog (Pec) £9.50
SL-E182 Finescale left hand small point electrofrog (Pec) £10
SL-E194 Finescale long crossing electrofrog (Pec) £10
SL-E186 Finescale right hand curved point electrofrog (Pec) £11
SL-E188 Finescale right hand large point electrofrog (Pec) £10.50
SL-E195 Finescale right hand medium point electrofrog (Pec) £11
SL-E191 Finescale right hand small point electrofrog (Pec) £10
SL-E180 Finescale single slip electrofrog (code 75 rail) (Pac) £29

Track & Points

R8090 1 single yard length of Semi-Flexible Track (Hor) £3.50
R8090 Pack of 24 (Hor) £79
R8095 1st radius double curve (8 make a circle) (Hor) £2.50
R8095 Circle of 8 (Hor) £15
R8096 2nd radius curve (Hor) £2
R8097 2nd radius double curve track (8 make a circle) (Hor) £2.25
R8097 Circle of 8 (Hor) £18
R8099 3rd radius double curve track (8 make a circle) (Hor) £3
R8099 Circle of 8 (Hor) £12
ST-2035 4th radius Standard Curve Track (ST-235 x 8) (Pac) £17

R8262 Double 4th radius curve (8 make a circle) (Hor) £3
R818 Double isolating track (Hor) £7

R601 Box of 24 Double Straight (Hor) £49
R601 Single (Hor) £2.25
R8222 Extension Pack B. Contains 1 x R8073, 2 x R800, 4 x R807, 1 x R806, 1 x R803 (Hor) £21
R8223 Extension Pack C. Contains 1 x R8073, 2 x R800, 4 x R807, 1 x R806 (Hor) £21
R8224 Extension Pack D. 1 x R8072, 3 x R800, 1 x R808, 1 x R836, 1 x R803 (Hor) £32
R910 Fishplates/rail joiners x 12 (Hor) £2

R8074 Left hand curved point (Hor) £14.40
R814 Left hand diamond crossing (Hor) £10
R8077 Left hand Express point (Hor) £16
R8072 Left hand Standard point (Hor) £9
36-877 Left hand point (same as Hornby R8077) (Bac) £11.65
36-872 Left hand standard point (Bac) £7.52
SL-104F Length of steel-sleeper flexible track (Pec) £3.80
SL-104F Box of 25 (Pac) £56
R803 Long Straight (Hor) £3.25

36-603 Box of 10 Long straight track nickel silver (same as R603) (Bac) (list £32.50) BARGAIN £24.80
36-603 Single (Bac) £2.76
R820 Rearranger/coupler. (Hor) £4.50

R8075 Right hand curved point (Hor) £14.40
36-875 Right Hand Curved Point Radii 438mm Arcs 22.5 & 33.75 (same as Hornby R8075) (Bac) £11.65

R8073 Right Hand Standard Point (Hor) £9
36-878 Right-Hand Point (same as Hornby R8078) (Bac) £11.65
36-873 Right Hand Standard Point (Bac) £7.52
R610 Short Straight (Hor) £1.50
36-621RP Single 36" (914mm) length of flexible track (Bac) £3
36-621RP Pack of 25 (Bac) £69

R8073 Right Hand Standard Point (Hor) £9
36-878 Right-Hand Point (same as Hornby R8078) (Bac) £11.65
36-873 Right Hand Standard Point (Bac) £7.52
R610 Short Straight (Hor) £1.50
36-621RP Single 36" (914mm) length of flexible track (Bac) £3
36-621RP Pack of 25 (Bac) £69

R8075 Right hand curved point (Hor) £14.40
36-875 Right Hand Curved Point Radii 438mm Arcs 22.5 & 33.75 (same as Hornby R8075) (Bac) £11.65

R8073 Right Hand Standard Point (Hor) £9
36-878 Right-Hand Point (same as Hornby R8078) (Bac) £11.65
36-873 Right Hand Standard Point (Bac) £7.52
R610 Short Straight (Hor) £1.50
36-621RP Single 36" (914mm) length of flexible track (Bac) £3
36-621RP Pack of 25 (Bac) £69

R8073 Right Hand Standard Point (Hor) £9
36-878 Right-Hand Point (same as Hornby R8078) (Bac) £11.65
36-873 Right Hand Standard Point (Bac) £7.52
R610 Short Straight (Hor) £1.50
36-621RP Single 36" (914mm) length of flexible track (Bac) £3
36-621RP Pack of 25 (Bac) £69

R8073 Right Hand Standard Point (Hor) £9
36-878 Right-Hand Point (same as Hornby R8078) (Bac) £11.65
36-873 Right Hand Standard Point (Bac) £7.52
R610 Short Straight (Hor) £1.50
36-621RP Single 36" (914mm) length of flexible track (Bac) £3
36-621RP Pack of 25 (Bac) £69

R8073 Right Hand Standard Point (Hor) £9
36-878 Right-Hand Point (same as Hornby R8078) (Bac) £11.65
36-873 Right Hand Standard Point (Bac) £7.52
R610 Short Straight (Hor) £1.50
36-621RP Single 36" (914mm) length of flexible track (Bac) £3
36-621RP Pack of 25 (Bac) £69

R8073 Right Hand Standard Point (Hor) £9
36-878 Right-Hand Point (same as Hornby R8078) (Bac) £11.65
36-873 Right Hand Standard Point (Bac) £7.52
R610 Short Straight (Hor) £1.50
36-621RP Single 36" (914mm) length of flexible track (Bac) £3
36-621RP Pack of 25 (Bac) £69

R8073 Right Hand Standard Point (Hor) £9
36-878 Right-Hand Point (same as Hornby R8078) (Bac) £11.65
36-873 Right Hand Standard Point (Bac) £7.52
R610 Short Straight (Hor) £1.50
36-621RP Single 36" (914mm) length of flexible track (Bac) £3
36-621RP Pack of 25 (Bac) £69

R8073 Right Hand Standard Point (Hor) £9
36-878 Right-Hand Point (same as Hornby R8078) (Bac) £11.65
36-873 Right Hand Standard Point (Bac) £7.52
R610 Short Straight (Hor) £1.50
36-621RP Single 36" (914mm) length of flexible track (Bac) £3
36-621RP Pack of 25 (Bac) £69

R8073 Right Hand Standard Point (Hor) £9
36-878 Right-Hand Point (same as Hornby R8078) (Bac) £11.65
36-873 Right Hand Standard Point (Bac) £7.52
R610 Short Straight (Hor) £1.50
36-621RP Single 36" (914mm) length of flexible track (Bac) £3
36-621RP Pack of 25 (Bac) £69

R8073 Right Hand Standard Point (Hor) £9
36-878 Right-Hand Point (same as Hornby R8078) (Bac) £11.65
36-873 Right Hand Standard Point (Bac) £7.52
R610 Short Straight (Hor) £1.50
36-621RP Single 36" (914mm) length of flexible track (Bac) £3
36-621RP Pack of 25 (Bac) £69

R8073 Right Hand Standard Point (Hor) £9
36-878 Right-Hand Point (same as Hornby R8078) (Bac) £11.65
36-873 Right Hand Standard Point (Bac) £7.52
R610 Short Straight (Hor) £1.50
36-621RP Single 36" (914mm) length of flexible track (Bac) £3
36-621RP Pack of 25 (Bac) £69

R8073 Right Hand Standard Point (Hor) £9
36-878 Right-Hand Point (same as Hornby R8078) (Bac) £11.65
36-873 Right Hand Standard Point (Bac) £7.52
R610 Short Straight (Hor) £1.50
36-621RP Single 36" (914mm) length of flexible track (Bac) £3
36-621RP Pack of 25 (Bac) £69

R8073 Right Hand Standard Point (Hor) £9
36-878 Right-Hand Point (same as Hornby R8078) (Bac) £11.65
36-873 Right Hand Standard Point (Bac) £7.52
R610 Short Straight (Hor) £1.50
36-621RP Single 36" (914mm) length of flexible track (Bac) £3
36-621RP Pack of 25 (Bac) £69

R8073 Right Hand Standard Point (Hor) £9
36-878 Right-Hand Point (same as Hornby R8078) (Bac) £11.65
36-873 Right Hand Standard Point (Bac) £7.52
R610 Short Straight (Hor) £1.50
36-621RP Single 36" (914mm) length of flexible track (Bac) £3
36-621RP Pack of 25 (Bac) £69



B202A Bristol MW Single Deck Bus 'Crosville' to Blaenau Ffestiniog (circa 1964-1977) (Bas) NEW £16
32308EFE Bristol RELH Coach - 'West Yorkshire' (EFE) £26
38115 Bristol VRT - 'Western S.M.T.' (EFE) £26
76COM004 Commer Commander Billy Smarts (Ox) £12



OM41609B Crossley DD42 Stockport, 16 Stockport Stepping Hill (Cor) £30
OM41609A Crossley DD42 Stockport, 47 Stockport Crossley Rd (Cor) £30



E31306 Daimler B20 "London Driver Training Bus" (EFE) NEW £28.50
AN1-25 Leyland Atlantean (NRC) 'Yorkshire Rider Leeds' (Bri) (list £33.99) BARGAIN £8
26807 Leyland Duple Coach 'Barton Transport' (EFE) £23



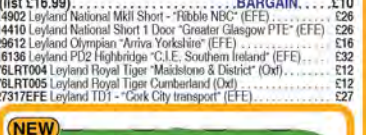
B011bs Leyland Leopard Duple Dominant II 'Grey Green' (circa 1976-1991) (Bas) (list £16.99) BARGAIN £10



B007 Leyland Leopard/Duple Dominant 2 dual purpose coach 'Maldstone & District' (circa 1979 - 1994) (Bas) (list £16.99) BARGAIN £10



B008 Leyland Leopard/Duple Dominant 2 express coach 'East Kent road car' (circa 1978 - 1993) (Bas) (list £16.99) BARGAIN £10
14902 Leyland National MK1 Short - 'Ribble NRC' (EFE) £26
14410 Leyland National Short 1 Door 'Greater Glasgow PTE' (EFE) £26
26612 Leyland Olympian 'Arriva Yorkshire' (EFE) £16
16136 Leyland PD2 Highbridge 'C.I.E. Southern Ireland' (EFE) £12
76LRT004 Leyland Royal Tiger 'Maldstone & District' (Ox) £32
76LRT005 Leyland Royal Tiger 'Cumberland' (Ox) £12
2737EFE Leyland TD1 - 'Gork City transport' (EFE) £27



76PAN001 Plaxton Panorama I Southdown (Oxf) NEW £13
31708 RMC Routemaster Coach - Green Line (EFE) £26
R831 Scania Alexander R Duple bus 'Yorkshire Rider Leeds' (Bri) (list £33) BARGAIN £15
UK9006 Scania OmniCity London United RATP Group. Production run of 600 (Nor) £48



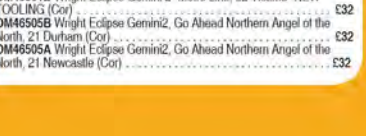
36709 SLF Dart Series 2 One Door - 'First Southampton' (EFE) £26
E28823 Titan London Transport Golden Jubilee Bus (EFE) NEW £29



76WFL001 Weymann Fanfare Leyland Southdown (Oxf) £12
OM46705B Wright Eclipse 2 'National Express Dundee, 29 Charleston via City Centre' (Nor) £32
OM46707B Wright Eclipse 2 'Potteries Express, X55 Hull City Centre' (Cor) £30
OM46706A Wright Eclipse 2, 'Celtic Buses, X75 Llanidloes' (Cor) £30
OM46502A Wright Eclipse Gemini 2 - 'Brighton and Hove, 7 Brighton Marine' (Nor) £32
OM46502B Wright Eclipse Gemini 2 'Brighton and Hove, 7 Hove George Street' (Nor) £32
OM46501B Wright Eclipse Gemini 2 'Metro Line, 52 Victoria' (NEW) £32
OM46501C Wright Eclipse Gemini 2 'Go Ahead Northern Angel of the North' (Cor) £32
OM46505A Wright Eclipse Gemini2, 'Go Ahead Northern Angel of the North, 21 Newcastle' (Cor) £32



OM46705B Wright Eclipse 2 'National Express Dundee, 29 Charleston via City Centre' (Nor) £32
OM46707B Wright Eclipse 2 'Potteries Express, X55 Hull City Centre' (Cor) £30
OM46706A Wright Eclipse 2, 'Celtic Buses, X75 Llanidloes' (Cor) £30
OM46502A Wright Eclipse Gemini 2 - 'Brighton and Hove, 7 Brighton Marine' (Nor) £32
OM46502B Wright Eclipse Gemini 2 'Brighton and Hove, 7 Hove George Street' (Nor) £32
OM46501B Wright Eclipse Gemini 2 'Metro Line, 52 Victoria' (NEW) £32
OM46501C Wright Eclipse Gemini 2 'Go Ahead Northern Angel of the North' (Cor) £32
OM46505A Wright Eclipse Gemini2, 'Go Ahead Northern Angel of the North, 21 Newcastle' (Cor) £32



Want it DCC fitted?

www.ehattons.com/dccfitting

for more details

Cars

44-533 Blister of 8 cars to fit IPA car transporter wagon. 2 needed for each 38-250 (Bas) £10.16

NEW



76XK003 Jaguar XK Convertible Ultimate Black (Oxf) £4.75

NEW



76XKR003 Jaguar XKR-S 2 Door Coupe Polaris White (Oxf) NEW £4.75

NEW



76LAN1109008 Land Rover Series 1 109 Open Ferguson Tractors (Oxf) NEW £4.95

76BSA006 Motorbike/Sidecar Police (Please note, some outer sleeves incorrectly refer to item as N Gauge) (Oxf) £3.95

NEW



76RR003 Range Rover Evoque 2 Door Coupe Baltic Blue (Oxf) NEW £4.75

Commercial vehicles

L14 2 torklift trucks - 1 red, 1 yellow (Bas) £2

37902 AEC Ergonomic 2 axle flatbed 'London Brick Co. - Phorprores' (EFE) £27



DA22 AEC Mammoth major tanker 'Smith & Robinson' (Bas) (list £7.99) BARGAIN £5



DA05 AEC Mammoth Major Tanker - 'Fletcher Miller Oils' (Bas) (list £6.99) BARGAIN £4

76AEC017 AEC Matador 2nd Belt Gordon Highlanders (Oxf) £11



DA15 Albion CX7 8W box van 'B.R.Mills' (Bas) (list £7.99) BARGAIN £5



DA13 Albion HD57 8w Flat - 'Teas Side Carriers' (Bas) (list £6.99) BARGAIN £4

76ATKL002 Atkinson 8 Wheel Flatbed 'Chivers' (Oxf) £12



76ATK002 Atkinson Borderer 40ft Fridge Trailer 'Gibbs of Fraserburgh' (Oxf) £14

DC202003 - Austin J2 van 'Hoyd Mail' Non limited (Oxf) (list £4) BARGAIN £2

76BD012 Bedford CX Queen Mary Trailer Wynne (Oxf) £13



D-90 Bristol 8w Flatbed - 'Somerset Wire Company' (BRS) (Bas) (list £6.99) BARGAIN £3



D-86 Bristol HA artic Flatbed - 'PHILBLACK' (BRS) (Bas) (list £6.99) BARGAIN £3



DA26 Bristol HG Van BRS Bradford parcels (Bas) (list £7.99) BARGAIN £5

CR2003 - Car Set 2 Morris Minor, Ford Anglia & Vauxhall Viva (alternate colours to CR1003). Non limited (Cor) (list £9.99) BARGAIN £6

CR3003 - Car Set 3 Ford Anglia 105E, Morris Minor 1000 & Vauxhall Viva HA. Non limited (Cor) (list £9.99) BARGAIN £6

76TCAB006C Coca Cola Coker Zero (Oxf) £18

76TCAB004C Coca Cola 1 Cab Box Trailer (Oxf) £18



DA08 D Series Box Van - 'BRS - Islandlink' (Bas) (list £6.99) BARGAIN £4




DA03 D-Series flatbed kerbstone load 'Marshall's' (Bas) (list £8.99) BARGAIN £4



76DBT006 David Brown Tractor RAF Blue/Grey (Oxf) NEW £4.95



76LV001 ERF LV Flatbed in red (Oxf) £13



DA16 Foden DG 8W box van 'Boult-Tillotson' (Bas) (list £7.99) BARGAIN £5



76FT016 Ford Transit SWB Low Roof AA (Oxf) NEW £4.75

76FT005 Ford Transit van high top LWB 'Network Rail' (Oxf) £4

76FCR001 Fowler B6 Crane Marston's Duke of York (Dorset) (Oxf) £13

76FOW003 Fowler B6 Locomotive WW1 France (Oxf) £12

76FOW002 Fowler B6 Road Locomotive Pickdords Titan (Oxf) £13

EM76509 - Jan-Tap & Articulated trailer 'British Railways' Fleet No. YE 2032 N (Poc) (list £3.99) BARGAIN £5

DA83 Karrier Bantam Artic Dropside 'British Railways' (circa 1953-1963) (Bas) £9.99



DA14 Karrier Bantam Artic Van 'National Carriers' (Bas) (list £6.99) BARGAIN £4



DA06 Karrier Bantam Dropside 'Bradford Corporation' (Bas) (list £6.99) BARGAIN £4



D-99 Karrier Bantam Dropside 'RAF' in Nato green (Bas) (list £6.99) BARGAIN £3



DA02 Karrier Bantam Flatbed - 'RAF - Nicosia' (Stone) (Bas) (list £6.99) BARGAIN £3

76KRS003 Konecranes Eddie Stobart. Fully posable (Oxf) £20

MEC-01 - Leyland Mouth Organ box van in cream (Bas) (list £2) BARGAIN £2

D-23 - Leyland Beaver Flatbed 'British Railways' Yellow (Bas) (list £6) BARGAIN £3



DA21 Leyland Boxer van 'Wilkinson's' (Bas) (list £6.99) BARGAIN £4

CO-X8 - Leyland Comet Parcelvan in cream (Bas) (list £9) BARGAIN £2



76L TE003 Lotus Elite Sunburst Yellow/Silver (Oxf) NEW £4.45

76MAN01FR MAN TGX XLX refrigerated trailer 'Turners of Soham' (Oxf) £18

EM76650 - Morris J Estate Works Bus 'Taylor Engineering Ltd.' (Poc) (list £3.99) BARGAIN £2

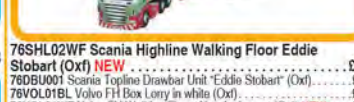
DC225006 Huston Bucyrus 19 - LNER Schömer (Cor) £16

76SC110002 Scania 110 Flatbed Trailer BRS (Oxf) £19

76SC94001 Scania 94 6 Wheel Curtainside TNT (Oxf) £12

76VHSCAB Scania cab - plain white (no or operator) (Oxf) £8

76SHL03TK Scania Highline Petrol Tanker 'Eddie Stobart' (Oxf) £18



76SHL02WF Scania Highline Walking Floor Eddie Stobart (Oxf) NEW £19

76DBU001 Scania Topline Drawbar Unit 'Eddie Stobart' (Oxf) £22

76VOLD1BL Volvo FH Box Lorry in white (Oxf) £12

76VOLD1WF Volvo FH Walking Floor 'Alex Anderson' (Oxf) NEW £18

76DTR001 Whiteleggs Trailer (Oxf) £9.95

Military ground vehicles

76CMP005 CMP LAA Tractor Desert 2nd NZ 41 Battery (Oxf) £8.95

76COM001 Commer Commando 1 112 deckchair bus RAF blue (Oxf) £13

76COM002 Commer Commando BOAC (Oxf) £13

Public Service vehicles

76AM005 AEC Mercury TL Derbyshire Fire Service (Oxf) NEW £17

C104 - Austin A40 Patrol in 'Birmingham Police' (Bas) (list £4) BARGAIN £130



76DL4005 Dennis Light Four New World NFS (Oxf) NEW £10

76FT011 Ford Transit Leonard Mountain Rescue (Oxf) £4.75

76SCA02HB Scania 380 Horsebox Police (Oxf) £14

Underground vehicles

80503EFE 1959 Picolety Tube Line Driving Car 'D' static model (EFE) £45

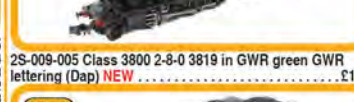
N Gauge

Steam locos

372-626 Class 2MT Ivatt 2-6-0 45440 BR lined black early emblem (Gra) £93.46

372-625 Class 2MT Ivatt 2-6-0 45621 in BR lined green late crest (Gra) £93.46

2S-015-001 Class 2MT Ivatt 2-6-2 in LMS black (Dap) £53



2S-009-005 Class 3800 2-8-0 3819 in GWR green GWR lettering (Dap) NEW £105



2S-009-007 Class 3800 2-8-0 3822 in BR black late crest (Dap) NEW £105

2S-009-006 Class 3800 2-8-0 3846 in BR black early emblem (Dap) NEW £105



2S-014-004 Class 45xx 2-6-2 4566 in GWR green - weathered (Dap) £57

2S-014-003 Class 45xx 2-6-2 4571 BR lined black early emblem (Dap) £33

2S-010-002 Class 40xx Hall steam loco 4914 'Craemore Hall' in BR lined green late crest (Dap) £95



372-751 Class 4MT Fairburn 2-6-4 tank 42096 in BR black early emblem (Gra) £89.21

2S-007-008 Class 57xx Pannier #5704 GWR green Great Western lettering (Dap) £61

2S-007-012D Class 57xx Pannier 0-6-0 5704 Great Western green - DCC Fitted (Dap) £82

2S-007-010D Class 57xx Pannier 0-6-0 8700 in GWR green shirbutton emblem - DCC Fitted (Dap) £82

372-481 Class 6P Jubilee 4-6-0 45572 'Erie' in BR lined green late crest - weathered (Gra) £118.96



372-480 Class 6P Jubilee 4-6-0 5664 'Nelson' in LMS Crimson (Gra) £110.46

2S-001-001 Class 7800 Manor 4-6-0 7801 'Anthony Manor' in GWR green shirbutton emblem (Dap) £100

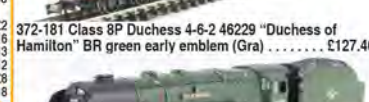


2S-001-000 Class 7800 Manor 4-6-0 7810 'Draycott Manor' in BR lined green late crest (Dap) £100

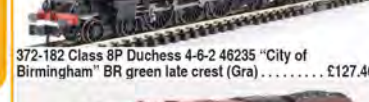
2S-001-000D Class 7800 Manor 4-6-0 7810 'Draycott Manor' in BR lined green late crest. DCC fitted (Dap) £119



372-181 Class 8P Duchess 4-6-2 46229 'Duchess of Hamilton' BR green early emblem (Gra) £127.46



372-182 Class 8P Duchess 4-6-2 46235 'City of Birmingham' BR green late crest (Gra) £127.46



372-183 Class 8P Duchess 4-6-2 46240 'City of Coventry' BR crimson late crest (Gra) £127.46

2S-013-004 Class 9F 2-10-0 92052 BR black early emblem & BR1C tender (Dap) £87

2S-013-001 Class 9F 2-10-0 92088 BR black late crest & BR1C tender (Dap) £87

2S-013-002D Class 9F 2-10-0 92226 in BR black late crest & BR1G tender. DCC fitted (Dap) £106



372-802 Class A1 4-6-2 60147 'North Eastern' in BR green early emblem (Gra) (list £144.40) BARGAIN £111

372-800A Class A1 4-6-2 60163 'Tornado' BR lined Brunswick green (Gra) £133.75

ND129G Class A3 steam loco 2744 'Grand Parade' LNER apple green (Dap) £99

ND129AD Class A3 steam loco and tender 60045 'Lemberg' in BR lined green late crest. DCC fitted (Dap) £122


372-400 Class J39 0-6-0 1856 LNER Lined Black flat sided tender (Gra) £80.71

ND207C Class Q1 0-6-0 C1 in SR black (Dap) £90

ND207D Class Q1 0-6-0 C7 steam loco in SR black (Dap) £83

372-427 Class WD Austerity 2-8-0 92021 BR black late crest - weathered (Gra) £122.83

372-426 Class WD Austerity 2-8-0 92066 in BR black late crest (Gra) £116.96



372-185 Princess Coronation Class 4-6-2 46226 'Duchess of Norfolk' in BR Express Passenger blue early emblem (Gra) £127.46



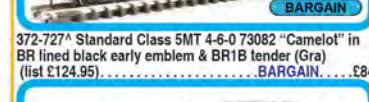
372-725 Standard Class 5MT 4-6-0 73068 in BR lined green late crest & BR1C tender (Gra) (list £124.95) BARGAIN £79



372-727 Standard Class 5MT 4-6-0 73082 'Camelot' in BR lined black early emblem & BR1B tender (Gra) (list £124.95) BARGAIN £84



372-726 Standard Class 5MT 4-6-0 73158 in BR lined black late crest BR1B tender (Gra) (list £124.95) BARGAIN £79



2D-012-007 Class 22 diesel loco in BR blue & 6 milk tankers - weathered (Dap) £142



2D-007-001 Class 66 diesel 'Malcolm' 6 Megafuel wagons & 45 containers (Dap) £140



2D-010-003 Class 67 diesel loco in Arriva Trains Wales blue 2x Mk3 coaches and Mk3 DVT to match (Dap) £131

Train packs

Visit

www.ehattons.com/new

for new releases

Diesel locos

371-019 Class 08 diesel 08807 in EWS - weathered (Gra) £76.46
372-952 Class 14 diesel 14029 in BR blue (Gra) £62
372-953 Class 14 diesel D0526 BR green weep stripes - weathered (Gra) £72.08



371-032 Class 20 diesel 20063 in BR blue indicator discs - weathered (Gra) £93.46



371-031 Class 20 diesel 20192 in BR blue indicator box (Gra) £84.96



2D-012-000^ Class 22 diesel loco 6326 in BR blue full yellow ends (Dap) (list £136.89) BARGAIN £99



2D-012-003^ Class 22 diesel loco D6319 in BR green small yellow panels (Dap) (list £136.89) BARGAIN £99



371-085 Class 25/1 diesel D5188 in BR green (Gra) £84.96



371-086 Class 25/1 diesel D5222 in BR green, weathered (Gra) £93.46
371-088 Class 25/2 diesel 25231 in BR blue, weathered (Gra) £93.46



371-087 Class 25/2 diesel 25245 in BR blue (Gra) £84.96
ND145G Class 26 diesel 26040 BR blue discs, snowploughs & stag emblem (Dap) £85
ND145J Class 26 diesel loco D5326 BR green (not blue as previously announced) (Dap) £85



371-166 Class 37/4 diesel 37406 'The Saltire Society' in Railfreight Distribution (Gra) £89.21



371-165 Class 37/4 diesel 37407 'Loch Long' in BR blue large logo (Gra) £89.21



371-168 Class 37/5 diesel 37506 Railfreight Red Stripe (Gra) £89.21



371-167 Class 37/5 diesel 37514 in Railfreight Metal Sector (Gra) £89.21
2D-003-011 Class 52 diesel loco D1009 'Western Invader' in BR blue full yellow ends - weathered (Dap) £94
2D-003-010 Class 52 diesel loco D1062 'Western Courier' in BR blue full yellow ends - weathered (Dap) £94
2D-003-006 Class 52 diesel loco D1065 'Western Consort' in BR maroon small yellow panels (Dap) £94
2D-003-005 Class 52 diesel loco D1072 'Western Glory' BR blue full yellow ends (Dap) £91



371-287 Class 55 diesel 'Deltic' 55005 'The Prince of Wales' Own Regiment of Yorkshire' in BR blue (Gra) £93.46
371-288 Class 55 diesel 'Deltic' D0002 'The King's Own Yorkshire Light Infantry' in BR green half yellow ends (Gra) £93.46
371-289 Class 55 diesel 'Deltic' D0007 'Ponza' in BR green (Gra) £93.46
2D-004-006 Class 56 diesel 56070 in BR blue (Doncaster built) (Dap) £101
2D-004-007 Class 56 diesel 56030 BR blue logo loco (Doncaster built) (Dap) £101



371-657 Class 57 diesel 57309 'Pride of Crews' in DRS Compass (Gra) £93.46

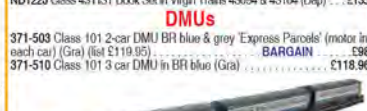
371-656 Class 57 diesel 57312 in Network Rail yellow (Gra) £93.46
ND103h Class 58 diesel 58044 Triple Grey Unbranded (Dap) £99
371-355 Class 60 diesel 60011 in DG Schenker (Gra) £93.46
371-384 Class 60 diesel 60200 in EWS - weathered (Gra) £99.41
371-385 Class 60 diesel 60540 in Freightliner (Gra) £89.21
2D-007-000 Class 60 diesel 60709 in MSC/GBFF 'Sorrento' ship (Dap) £70
371-396 Class 60 diesel 60731 'InterhubGB' in GBRT (Gra) £89.21



ND099d Class 86 Bo-Bo Electric 86425 in Rail Express Systems Livery (Dap) (list £104.95) BARGAIN £67
ND099S Class 86 electric 86605 Freightliner Triple Grey Dummy (Dap) (list £43.95) BARGAIN £26
ND099Q^ Class 86 electric Freightliner Power Haul new style pantlo (Dap) (list £117.89) BARGAIN £59



ND147 Class 88 Twin pack Network Rail 88901 & 88902 (1x powered loco 1x dummy loco) (Dap) (list £124.95) BARGAIN £69
371-515 Class 87 electric 87019 'St Winston Churchill' Virgin traine (Gra) (list £100) BARGAIN £85



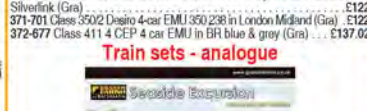
ND122G Class 43 HST Book Set in Cross Country Trains (Dap) £134
ND122L Class 43 HST Book Set in East Midlands Trains (Dap) £134
ND122E Class 43 HST Book Set in Grand Central Livery (new version one dummy power car) (Dap) £140
ND122J Class 43 HST Book Set in Virgin lines 43094 & 43104 (Dap) £135



371-503 Class 101 2-car DMU BR blue & grey 'Express Parcels' (motor in each car) (Gra) (list £119.95) £98
371-510 Class 101 3-car DMU in BR blue (Gra) £118.96



371-740 Class 251 Blue Pullman 6 car Midland set in Nanking blue (Gra) £229.46



371-741^ Class 251 Blue Pullman 6 car Midland set in Nanking blue full yellow ends. (Gra) (list £269.95) BARGAIN £171
371-702 Class 350/1 Desiro 4 Car EMU 350 101 in London Midland (Gra) (list £159.20) BARGAIN £122
371-700^ Class 350/1 Desiro 4-car EMU 350 111 'Apollo' unbranded Silverflick (Gra) £122
371-701 Class 350/2 Desiro 4-car EMU 350 238 in London Midland (Gra) (list £159.20) £122
372-677 Class 411 4 CEP 4-car EMU in BR blue & grey (Gra) £137.02

Train sets - analogue



370-180 Seaside Excursion Class 4F 44044 in BR black late crest and BR Mk1 BCK & SO coaches in maroon (Gra) £110.46

Train sets - DCC



370-070 Cornish Riviera Class 42 D829 in BR green and BR Mk1 BCK & SO coaches in chocolate & cream (Gra) £157.21

NEW



370-080 Countryside Coal Digital Set Class 3F Jinty No.23 in SDJR blue, Midland brake van, 7-plank wagon & 5-plank wagon (Gra) NEW £140.21

Coaches

374-460 Bullied 638 Composite Corridor BR (SR) green (Gra) £20.83
374-430 Bullied 638 Second Brake Corridor Open BR (SR) green (Gra) £20.83
374-440 Bullied 638 Second Corridor BR (SR) green (Gra) £20.83
374-450 Bullied 638 Second Open in SR green (Gra) £20.83
374-887 LMS 50H Full Brake BR Crimson - weathered (Gra) £18.66



2P-005-520 Mk 3 Arriva Trains Wales Coach #12179 (Dap) NEW £19

374-083 Mk1 BCK brake corridor composite in green (Blue Riband) (Gra) £20.83
374-086 Mk1 BG Full Brake Maroon - weathered (Gra) £21.68
374-168 Mk1 BSK Brake Second Corridor in green (Gra) £20.83
374-163 Mk1 FK first corridor in chocolate & cream (Gra) £20.83
374-221A Mk1 FK Pullman first kitchen car grey & blue (Gra) (list £24.95) BARGAIN £13
374-120 Mk1 RU restaurant car in crimson & cream (Gra) £20.83
374-060C Mk1 SK Second Corridor Crimson & Cream (Gra) £20.83
374-010C Mk1 SO Second Open Crimson & Cream (Gra) £20.83
CH002 Mk3 bogie set 4 coaches in blue/grey buffers (Dap) £71
374-855B Stanier Third Corridor LMS Crimson Lake (Gra) £20.83

Wagons

377-675A 100 Tonne JPA Cement Wagon VTG Lafarge Cement Silver (Gra) £20.36
377-966 12 Ton Eastern Ventilated Fruit Van BR Bauxite (Late) (Gra) (list £11.95) BARGAIN £5.50
377-980 12 Ton Eastern Ventilated Van Corrugated Ends BR Early Bauxite (Gra) (list £11.95) BARGAIN £5.50
377-976 12 Ton Eastern Ventilated Van Planked Ends BR Early Bauxite (Gra) (list £11.95) BARGAIN £5.50
377-952 15 Ton High Sided Steel Open Wagon (Smooth Sides) BR Bauxite (Early) (Gra) (list £8.50) BARGAIN £5
373-901C 46 Tonne glw HAA Hopper EWS - weathered (Gra) £11.01
373-509 46 Tonne glw HAA Hopper Wagon BR Bauxite - Weathered (Gra) £9.78
373-508A 46 Tonne glw HAA Hopper Wagon BR Coal Sector Grey (Gra) £9.93
373-584 46 Tonne POA box mineral wagon reinforced ends in ARC (Tipton) Yellow (Gra) (list £11.40) BARGAIN £7
377-603 80 Ton GLW Brill YAA Bogie Bolster Wagon Departmental yellow (Gra) £19.51
377-601B 80 Tonne glw BDA Bogie Bolster Wagon BR Railfreight Red (Gra) £19.51
374-787 BR 4 Wheel CCT Van BR Blue (Gra) £16.96



374-785 BR 4 Wheel CCT Van BR Lined Maroon (Gra) £16.96
374-788 BR 4 Wheel CCT Van Express Parcels Red Star (Gra) £16.96
374-786 BR 4 Wheel CCT Van Tartan Arrow (Gra) £16.96
373-236 Bulk grain bogie hopper wagon Polybulk (Gra) £33.96



373-235 Bulk grain bogie hopper wagon 'Traffic Services' - weathered (Gra) £36.51
377-786 Covered Hopper Wagon 'Soda Ash' Light Grey (Gra) £15.26
377-355 Intermodal Bogie Wagons With Two 45ft Containers 'DHL' (Gra) £30
377-701 JJA Mk2 Auto-Ballast Non-Generator Unit (Flat Top Profile) Railtrack (Gra) £33.96
377-651 MBA 'Monsterbox' EWS without buffers (Gra) £18
377-651 Pack of 4 (Gra) (list £89) BARGAIN £56
377-651 Megapack of 8 (Gra) (list £178) BARGAIN £126
377-752 Midland 20 Ton Brake Van BR Grey (Gra) £11.86
373-038A PGA bulk aggregate hopper wagon 'Tarmac' (weathered) (Gra) £7
377-725 SPA Wagon Steel Coal Wagon Railfreight red (Gra) (list £15.85) BARGAIN £11
377-725^ Megapack of 8 (Gra) (list £126.80) BARGAIN £80
373-555C TEA 100 ton bogie tank wagon in 'Shell' - weathered (Gra) £14.41
377-990 Triple pack 12 Ton ventilated vans BR Bauxite early - weathered (Gra) (list £29.95) BARGAIN £19
373-666 Triple pack 14 Ton tank wagons 'Esso' - weathered (Gra) £30.56
373-270 Triple pack 8 Ton cattle wagons BR Bauxite early - weathered (Gra) £30.56
373-335 Triple pack Conflat wagons BR Bauxite AF containers light blue - weathered (Gra) (list £32.95) BARGAIN £19



377-935^ Triple pack PCA metalair bulk powder wagon grey - weathered (Gra) (list £36.95) BARGAIN £20
373-785 Triple pack TTA 45 Tonne tank wagon - weathered (Gra) £30.56

DCC decoders



DCC23 6-pin 2-function 1A (2A peak) decoder (suitable for N gauge) (Gau) £24

36-558A 6-pin 2-function decoder (suitable for OO & N gauge locos and use on analogue track) (Bac) £15.26

Electronic components

GM52 Multi-voltage Track Tester (Gau) £5



DCC40 Reverse loop control module (Gau) £32

Lighting equipment

NC040a Light Bar coach lighting unit for modern coaches/multiple units (Class 150/MkIII Play&Play) (Dap) £8

Spare

2A-000-006 Coupling magnets (ex-NSPARE7A) - 1 pair (Dap) £5
2A-000-009 Magnetic coupling conversion kit for non-NEM couplings (ex-NSPARE9) (Dap) £9
2A-000-013 Magnetic couplings - long arm - 5 pairs (Dap) £18
2A-000-011 Magnetic couplings - short arm - 5 pairs (Dap) £18
2A-000-008 Magnetic NEM couplers - medium arm (ex-NSPARE8) - 5 pairs (Dap) £17
379-402 NEM short couplings - Pack of 20 (Gra) £5



SL-310 Rail Joiners/Fishplates for N & 009 gauge (24 per pack) (Pec) £1.50
TT4560 Tidy Track Roto Wheel Cleaner N Gauge (Woo) £18.25

Wheel sets

379-412 Axles coach wheels - Pack of 10 (Gra) £5.74

379-200 4 x Platform sections (red brick) (Gra) £9

SL-340 Buffer Stop Rail Built Type (Pec) £1.40

42-070 Coaling Tower (138 x 104 x 175mm) (Gra) £64

NB-55 Turntable Kit, well type, deck length 151mm (Pec) £12

Signals

2L-001-001 Signal - Motorised, GWR home lower quadrant (ex-NSIGN1) (Dap) £22
2L-002-001 Signal - Motorised, LMS home upper quadrant (ex-NSIGN3) (Dap) £22

Buildings - general

42-077 Georgian Townhouse (61 x 51 x 50mm) (Gra) £21.21
42-204 Low-relief bonded warehouse (112 x 23 x 90mm) (Gra) £20.83
42-104 Red Brick Hay Barn (Gra) (list £33.50) BARGAIN £18

Man-made scenic structure - non-railway

NB-45 Flexible Field Fencing (Pec) £2.25

Track - Code 80 Setrack

ST-8 2 setrack buffer stops (Pec) £1.25
ST-19 N Setrack No. 4 radius double curve (Pec) £2
ST-17 N Setrack No.3 radius double curve (8 form a circle) £1.75
286.5mm/11.75 radius curve (Pec) £1.20
ST-12 No.1 radius double curve (Pec) £1
ST-3 No.1 radius single curve (Pec) £1
ST-15 No.2 radius double curve (Pec) £1.25
ST-50 Right hand crossing (Pec) £8



ST-5 Setrack right hand point insulfrog (Pec) £8
ST-2 Short straight (Pec) £0.80
ST-1 Standard straight track (Pec) £1
ST-300 Starter Track Set (Pec) £42
379-450 Straight Track 174mm (Gra) £1
379-450 Pack of 12 (Gra) £10

Track - Code 80 Streamline



3000 Pack of 25 1 yard (91.5cm) length of Wooden-Sleeper Nickel Silver Flexible track (Pec) £52
SL-300 Single (Pec) £2.60
SL-E387 Left hand curved point electrofrog (Pec) £9
SL-387 Left hand curved point insulfrog (Pec) £9
SL-E389 Left hand large point electrofrog (Pec) £9
SL-389 Left hand large point insulfrog (Pec) £9
SL-E396 Left hand medium point electrofrog (Pec) £8
SL-396 Left hand medium point insulfrog (Pec) £8
SL-E386 Right hand curved point electrofrog (Pec) £9
SL-386 Right hand curved point insulfrog (Pec) £9
SL-388 Right hand large point insulfrog (Pec) £9
SL-E395 Right hand medium point electrofrog (Pec) £8
SL-395 Right hand medium point insulfrog (Pec) £8
SL-397 Y point insulfrog (Pec) £8

Track - Code 55 Finescale Streamline



SL-300F Pack of 30 1 yard (91.5cm) length of Finescale Nickel Silver flexible track (Pec) £68
SL-300F Single (Pec) £2.90



SL-302F Pack of 30 1 Yard of Nickel Silver Flexible Track Concrete Sleepers (Pec) £78
SL-302F Single (Pec) £3
SL-E399F 3-way finescale turnout (Pec) £26
SL-E387F Finescale curved double radius left hand point electrofrog (Pec) £9.50
SL-E386F Finescale curved double radius right hand point electrofrog (Pec) £9.50
SL-E390F Finescale double slip electrofrog (Pec) £31
SL-390F Finescale double slip insulfrog (finescale only) (Pec) £31
SL-E389F Finescale left hand large point electrofrog (Pec) £9.50



The UK's largest model railway and diecast retailer

7F-080-011 8 Plank Wagon Lay Main (Dap) £34
7F-080-012 8-plank wagon "Rosa, Smith" (Dap) £33

Track - Code 124 Bullhead Streamline



SL-700BH Box of 12 Yard O Gauge Flexible Nickel Silver Track (Bullhead Nickel Silver Rail) (Pec) £60
SL-700BH Single (Pec) £6
SL-E787BH Left hand O gauge curved turnout (Pec) £47
SL-E782BH Left hand point bullhead rail and electrofrog (Pec) £38
SL-E786BH Right hand O gauge curved turnout (Pec) £47
SL-E791BH Right hand point bullhead rail and electrofrog (Pec) £38
ST-725 Setrack Bullhead 2nd radius standard curve 410mm (16") radius 1020mm (40.5"), 16 make a circle (Pec) £6.50
ST-700 Setrack Bullhead straight 400mm (15.5") (Pec) £6



SL-E797BH Y Point bullhead rail & electrofrog (Pec) £36

Cars

43AP007 Austin Princess Late Black (Oxf) NEW £18



43AS003 Austin Seven RN Saloon Maroon (Oxf) NEW £12



43ASV002 Austin Seven RN Van AA (Oxf) £13
43ASV001 Austin Seven RN Van in Princess (Oxf) £12



43ASV003 Austin Seven RN Van Liptons Tea (Oxf) NEW £12



CC57002 Continental GT V8 S UK Press Car Monaco Yellow NEW TOOL (Cor) £22
VA09517 Ford Escort Mk1 RS2000, Vista Orange (Cor) £19
VA11702 Ford Sierra RS Cosworth Moonstone Blue (Cor) £15
43JAGV12001 Jaguar V12 in light blue (Oxf) £18



VA13602B VW Golf Mk2 1.3C Nevada Beige LHD (Deutschland) (Cor) NEW £19



VA13503 Mini 1275GT 1979 Tricontinent British Saloon Car Championship, Overall and Class A Winner, Richard Longman (Cor) £21

43FDE012 Ford 400E Van Glamorgan Police (Oxf) £12

91401 Thomas the Tank Engine (with moving eyes) (Thomas the Tank range) (Bac) £160
90069 Percy and the Troublesome trucks train set (Thomas the Tank range) (Bac) £199
90087 Thomas Christmas Delivery train set (Thomas the Tank range) (Bac) £260


12010 Point Motor/Switch Drive (LGB) £24

10610 Box of 6 Straight track 1200mm long (LGB) £124
10610 Single (LGB) £23



Any or Multiple Scales

Analogue controllers



COMBI Combi 12v 1Amp Single Track Controller Transformer (Gau) £30



DS Double power controller brake simulator (Gau) £119
DF Double/Twin power unit feedback (Gau) £79



PL-10 Bag of 6 Point Motor (Switch Machine) (Pec) £26
PL-10 Single (Pec) £4.50



D Double/Twin track power controller (Gau) £69
HH Hand Held Circuit Controller Feedback (Gau) £32



Q Quadruple 4 circuit power controller (Gau) £130
W Walkabout circuit controller (Gau) £29

Analogue power supplies



M1 Transformer Output 2 x 16v AC 1A (Gau) £37
T1 Uncoated 2 x 16v AC Transformer (Gau) £18

Analogue point control



CDU Capacitor Discharge Unit (Gau) £11
PL-35 Capacitor Discharge Unit Mk2 (Pec) £12
PCU1 Electronic points control unit (Gau) £90
MCDU Mains Powered CDU Unit (Gau) £20
PCU2 Point Control Slave Unit for use PCU1 (Gau) £43




DCC decoders

DCR-8PIN-Harness Box of 10 8-pin (harness) 4-function 1.1Amp decoder back EMF (Hat) £94
DCR-8PIN-Harness Single (Hat) £10
MCDU Mains Powered CDU Unit (Gau) £20
PCU2 Point Control Slave Unit for use PCU1 (Gau) £43



36-552 8-pin 2-function 1A decoder (ideal for smaller OO and a small number of N gauge locos) (Bac) £13.60



36-553 8-pin 3-function 0.75A decoder back EMF (Bac) £15.50



36-561 EZ Command Dynamis 4-output point decoder (similar to Hornby 86247) (Bac) £38.55

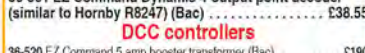


DCC accessory decoders

36-520 EZ Command 5 amp booster transformer (Bac) £190
36-507 EZ Command Dynamis system - Additional handset (Bac) £64.13



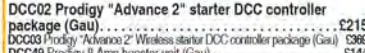
36-561 EZ Command Dynamis 4-output point decoder (similar to Hornby 86247) (Bac) £38.55



36-520 EZ Command 5 amp booster transformer (Bac) £190
36-507 EZ Command Dynamis system - Additional handset (Bac) £64.13



36-561 EZ Command Dynamis 4-output point decoder (similar to Hornby 86247) (Bac) £38.55



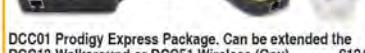
36-520 EZ Command 5 amp booster transformer (Bac) £190
36-507 EZ Command Dynamis system - Additional handset (Bac) £64.13



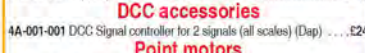
36-561 EZ Command Dynamis 4-output point decoder (similar to Hornby 86247) (Bac) £38.55



36-520 EZ Command 5 amp booster transformer (Bac) £190
36-507 EZ Command Dynamis system - Additional handset (Bac) £64.13



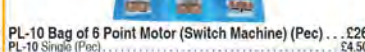
36-561 EZ Command Dynamis 4-output point decoder (similar to Hornby 86247) (Bac) £38.55



36-520 EZ Command 5 amp booster transformer (Bac) £190
36-507 EZ Command Dynamis system - Additional handset (Bac) £64.13



36-561 EZ Command Dynamis 4-output point decoder (similar to Hornby 86247) (Bac) £38.55



PL-10E Bag of 6 Point Motor Extended Pin (use PL-9) (Pec) £25
PL-10E Single (Pec) £4.50
PM-2 Seep point motor (Gau) £3.50
PM-4 Seep point motor Self Latching Switch (Gau) £5



PM-1 Seep point motor accessory switch (Gau) £4




PL-11 Side mounted point motor (Pec) £7
PL-50 Turnout switch module (makes wiring points easy) (Pec) £14



PL-11 Side mounted point motor (Pec) £7
PL-50 Turnout switch module (makes wiring points easy) (Pec) £14



PL-11 Side mounted point motor (Pec) £7
PL-50 Turnout switch module (makes wiring points easy) (Pec) £14



PL-11 Side mounted point motor (Pec) £7
PL-50 Turnout switch module (makes wiring points easy) (Pec) £14



PL-11 Side mounted point motor (Pec) £7
PL-50 Turnout switch module (makes wiring points easy) (Pec) £14



PL-11 Side mounted point motor (Pec) £7
PL-50 Turnout switch module (makes wiring points easy) (Pec) £14



PL-11 Side mounted point motor (Pec) £7
PL-50 Turnout switch module (makes wiring points easy) (Pec) £14



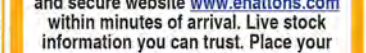
PL-11 Side mounted point motor (Pec) £7
PL-50 Turnout switch module (makes wiring points easy) (Pec) £14



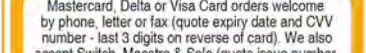
PL-11 Side mounted point motor (Pec) £7
PL-50 Turnout switch module (makes wiring points easy) (Pec) £14



PL-11 Side mounted point motor (Pec) £7
PL-50 Turnout switch module (makes wiring points easy) (Pec) £14



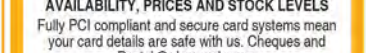
PL-11 Side mounted point motor (Pec) £7
PL-50 Turnout switch module (makes wiring points easy) (Pec) £14



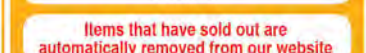
PL-11 Side mounted point motor (Pec) £7
PL-50 Turnout switch module (makes wiring points easy) (Pec) £14



PL-11 Side mounted point motor (Pec) £7
PL-50 Turnout switch module (makes wiring points easy) (Pec) £14



PL-11 Side mounted point motor (Pec) £7
PL-50 Turnout switch module (makes wiring points easy) (Pec) £14



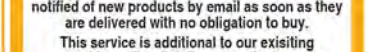
PL-11 Side mounted point motor (Pec) £7
PL-50 Turnout switch module (makes wiring points easy) (Pec) £14



PL-11 Side mounted point motor (Pec) £7
PL-50 Turnout switch module (makes wiring points easy) (Pec) £14




PL-11 Side mounted point motor (Pec) £7
PL-50 Turnout switch module (makes wiring points easy) (Pec) £14



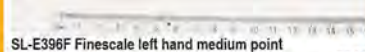
PL-11 Side mounted point motor (Pec) £7
PL-50 Turnout switch module (makes wiring points easy) (Pec) £14



PL-11 Side mounted point motor (Pec) £7
PL-50 Turnout switch module (makes wiring points easy) (Pec) £14



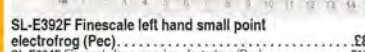
SL-E396F Finescale left hand medium point electrofrog (Pec) £8.50



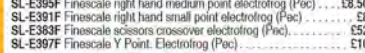
SL-E392F Finescale left hand small point electrofrog (Pec) £8



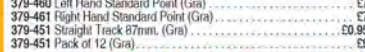
SL-E394F Finescale long crossing electrofrog (Pec) £10



SL-E398F Finescale right hand large point electrofrog (Pec) £9.50



SL-E395F Finescale right hand medium point electrofrog (Pec) £8.50



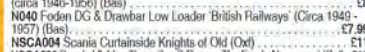
SL-E391F Finescale right hand small point electrofrog (Pec) £8




SL-E393F Finescale scissors crossover electrofrog (Pec) £52



SL-E397F Finescale Y Point Electrofrog (Pec) £10




379-460 Left Hand Standard Point (Gra) £7



379-461 Right Hand Standard Point (Gra) £7



379-451 Straight Track 87mm. (Gra) £0.95



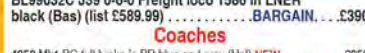
379-451 Pack of 12 (Gra) £9



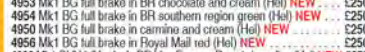
GM201 Flexible grey ballasted N gauge underlay real granite stone (Gau) £18



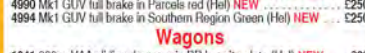
ST1478 N Gauge Trackbed - 12" x 24" x 6 sheets (Woo) £17



SL-350 Roll of Underlay (5 Metres) (Pec) £5



NAN001 Leyland Atlantean Park Royal 'Southdown NBC' (1975 - 1990) (Bas) £8.99



NB005bs Leyland Leopard Duplex Dominant II Coach - Maidstone & District (Circa 1979 - 1994) (Bas) £7.99



N032 AEC Monarch flatbed & drawbar trailer 'Wynns Heavy Haulage' (circa 1946-1956) (Bas) £8



N040 Foden DG & Drawbar Low Loader 'British Railways' (Circa 1948 - 1957) (Bas) £7.99



NSCA004 Scania Curtainside Knights of Old (Oxf) £11



NSCA003 Scania Highline Tipper 'Ian S Hoger - The Forne Nossamen' (Oxf) £11



HO Gauge (1:87 Scale)



Electronic components



DCC40 Reverse loop control module (Gau) £32



GM50 OO/HO gauge loco wheel cleaner (Gau) £24



O Gauge (1:43 Scale)

Steam locos

BL99032C J39 0-6-0 Freight loco 1586 in LNER black (Bas) (list £589.99) £390

Coaches

4952 Mk1 BG full brake in BR blue and grey (Hat) NEW £250

4953 Mk1 BG full brake in BR blue Newspapers branding (Hat) NEW £250

4954 Mk1 BG full brake in BR chocolate and cream (Hat) NEW £250

4955 Mk1 BG full brake in BR southern region green (Hat) NEW £250

4956 Mk1 BG full brake in cream and cream (Hat) NEW £250

4957 Mk1 BG full brake in Royal Mail red (Hat) NEW £250

4958 Mk1 GUV full brake in BR blue Express Parcels branding (Hat) NEW £250

4959 Mk1 GUV full brake in BR blue Newspapers branding (Hat) NEW £250

4960 Mk1 GUV full brake in Parcels red (Hat) NEW £250

4961 Mk1 GUV full brake in Southern Region Green (Hat) NEW £250

1041 2000x VAA sliding door van in BR blue/white - late (Hat) NEW £83

7F-031-002 6-wheel milk tanker in 'CWS' red (Dap) £62

7F-031-001 6-wheel milk tanker in 'Express Dairies' (Dap) £62

CASH TODAY

Money for your secondhand
locos & rolling stock

Tel : 0151 733 3655
Email : preowned@ehattons.com

Phone opening times
Mon to Thu **7am-9pm** Fri & Sat **8am-6pm** Sun **9am-5pm**

Shop opening times
Mon to Sat **8am-6pm** Sun **10am-4pm**

"Thanks for the prompt service.
I'm amazed that you sent a
valuation less than a day after
my original enquiry!"

Mr K Stevens, Hull

"I was very pleased with the
price offered by Hatton's and the
simplicity of the service - I hope
you find happy new owners for my
locomotives"

Mr R Thompson, Surrey

Step 1

Contact us with your list of items

Email your list of items to:
preowned@ehattons.com

Post your list to:
364-368 Smithdown Road, Liverpool, L15 5AN

Phone us with your list on:
0151 733 3655



Step 2

Our experienced staff **Review** your list

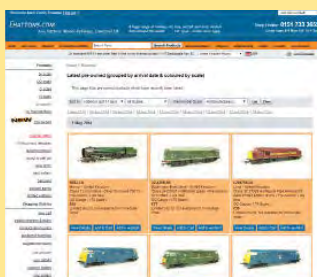
A **Valuation** is made of your items



We make you an **Offer**
(usually within 24 hours)

All items listed online at

**[www.ehattons.com/
latestpreowned](http://www.ehattons.com/latestpreowned)**



**Hundreds of new items
added every day**

All brands purchased:

(including)



Step 3

Either **Send** us your items

Or we arrange to **Collect**



Step 4

Once we receive the items we'll **Check**
them and **Confirm** the offer



Step 5



We make **Payment**

Fast and secure with your choice of either

Cash - Bank Transfer - PayPal - Cheque

"I've bought from Hatton's
for years and the trade-in
service is just as efficient
and friendly as usual - great
service!"

Mr H Moorhouse, Lincoln



www.grimytimes.co.uk

WEATHERING SPECIALIST

GRIMY TIMES



Weathered locos for sale - SEE WEBSITE

ALL SCALES CATERED FOR RENUMBERING & RENAMING

EXCEPTIONAL
QUALITY &
PRICE

Contact Steve Tel: 01925 727436 Mobile: 07921830484
Email: grimytimes66@yahoo.co.uk (for weathering only)

**Sankey
Scenics**

Over 650 different packs of
Quality Signage & Train Packs

NEW
ITEMS

COACH DESTINATION BOARDS



Tel: 07565892209

www.sankeyscenics.co.uk

Pennine Models

at Haworth



VAST RANGE OF PLASTIC KITS

Many going back 10 years

HUGE RANGE OF HORNBY

Can't find Hornby?

CALL US FIRST!

Full range of Peco, oo Dapol, Humbrol,
Scalextric. All at discount prices

METCALFE

HORNBY

PECO

dapol

PENNINE MODELS

33/35 Mill Hey, Haworth, Keighley, BD22 8NQ

Tel: 01535 642367 penninemodels@googlemail.com

WEDNESDAY TO SUNDAY 11AM-5PM

THE LONDON OF RAILWAY FESTIVAL MODELLING

ALEXANDRA PALACE, N22 7AY

In Association with The Model Railway Club

SAVE THE DATE!

28TH & 29TH MARCH 2015

**SAVE
£1.00**

WHEN BOOKED
ONLINE IN
ADVANCE

LONDON'S BIGGEST & BEST

40 WORKING BRITISH, EUROPEAN AND INTERNATIONAL LAYOUTS | BRM VILLAGE WITH INTERACTIVE
ACTIVITIES | 100+ EXHIBITORS | PLUS SPECIALIST ITEMS | FREE EXPERT DEMONSTRATIONS

Kindly sponsored by

HORNBY

BAUEN

GRAHAM FARISH

BOOK YOUR TICKETS TODAY: WWW.MODEL-RAILWAYS-LIVE.CO.UK

OR CALL 01778 391123 (Mon-Fri 9am-5pm)

Booking closes 20th March 2015

ADULT: £12.00 - CHILD £6.00 - FAMILY: £36.00

SAVE £1.00 WHEN BOOKED ONLINE **BRM** SUBSCRIBERS SAVE £2.00

**FREE PARKING AND
SHUTTLE BUS SERVICE**

In association with

BRM

RMweb

MODEL RAILWAYS LIVE

THE MODEL
RAILWAY CLUB



-THE GCR- MODEL EVENT

MODEL RAILWAY & ENGINEERING EXHIBITION
In conjunction with The Soar Valley Model Railway Club

Fri 19th to Sun 21st June 2015
Over 60 Layouts

OPEN
10AM - 5PM
Friday & Saturday
10AM-4PM
Sunday

Tickets: £15

Includes all day travel &
entrance to all exhibition venues
Book online at www.gcrailway.co.uk

Great Central Railway Plc,
LE11 1RW
T: +44(0)1509 632323
www.gcrailway.co.uk
email: mre@gcrailway.co.uk


GREAT CENTRAL RAILWAY

-www.gcrailway.co.uk-

Across all 4 stations along the GCR
35,000 sq ft Exhibition hall
All gauges/scales
40 plus traders
60 plus layouts
10 demo layouts
Engineering

Travel on the real thing between stations
Get up close to life sized exhibits

Refreshments available at all stations



A great value day out for all railway modellers

Spring Show Kettering

Kettering Leisure Village, Thurston Drive, Kettering, NN15 6PB

GAUGE O GUILD

Saturday 7th March 2015
10.00 - 16.00

Over 90 Trade Stands
Layouts - Test Track
Demonstrators
Modellers' Help Desk

Admission

Members £5 Non Members £7

All tickets are family tickets and admit purchaser,
partner and children under 16

More info and e-ticket sales at
www.gaugeOguild.com

Advance tickets from: Alan Jones, 8 Upper Coltbridge Terrace, Murrayfield, Edinburgh EH12 6AD



Picture courtesy Brian Daniels

WANTED

**TOP CASH PRICES PAID FOR
YOUR COLLECTION**

Of N to G Scale Model Railway

**Hornby, Bachmann, Heljan, Farish, LGB,
Wrenn, DJH and other Kits Built & Unbuilt**

We purchase your whole collection

Layout Dismantled - Distance No Object

**WE WILL NOT BE BEATEN ON PRICE
DO NOT MISS OUT**

**New Improved Website Selling Discontinued
Model Railways**

WWW.SANDJMODELS.CO.UK

**Lists of items for sale/wants lists to:
20 WINNINGTON LANE, NORTHWICH,
CHESHIRE, CW8 4DE
(NO CALLERS)**

Tel: 01606 872786

Email: sjmodels@tiscali.co.uk

THE HEREFORD MODEL CENTRE

SALES LINE
01432 352809

EMAIL US ON SALES@HEREFORDMODELS.CO.UK
www.herefordmodels.com

4 COMMERCIAL ROAD, HEREFORD, HEREFORDSHIRE, HR1 2BA
OFFICIAL HORNBY COLLECTORS CENTRE

!!!!SPECIAL EDITIONS!!!!

Ltd Edition Hereford models
Bachmann Limited Editions
with Max run of 504

32-900Y CL108 in Blue/ Grey with Black
window surrounds and Welsh Dragon embel-
ishment on front C970£69.95
33-300F 20 Ton Toad Brake Van GWR Merthyr
.....£11.35
A Reese Coal Merchants Credenhill..... £9.75

NEW RELEASES

R3228 J94 NCB£65.75
31-137 LNER D11/2 Black£106.20
31-138 BR D11/2 Early Black.....£106.20
32-928 Class 150 Sprinter 135.95
32-937 Class 150 Centro£127.45
32-938 Class 150 Northern Rail.....£127.45

HORNBY Steam Locomotives

R3114A B1 BR Late£118.90
R3118 N2 BR Late£74.95
R3020 Flying Scotsman.....£126.50
R3010 Class N15 Sir Sagamore.....£119.45
R3188 N2 BR Late£74.95
R3119 Duchess of Abercorn.....£107.50
R3127 Schools Class Cheltenham SR.....£55.50
R3017XBR Patriot.....£119.00
R2827 Cheltenham Schools.....£94.45
R2999XB1 BR Early£106.99
R2999 B1 BR Early£94.95
R3060 Tornado (Railroad).....£61.45
R3107 BR T9£91.95

HORNBY TRAIN PACKS

R2696 CL101 - 2 Car£65.25
R2952 Imperial Airways.....£159.95
R2981 London Olympic.....£158.00
R3059 Tornado Train Pack.....£128.45
R3154 Titfield Thunderbolt Set£98.45

HORNBY Diesel Electric Locomotives

R3268 Class 67 Arriva£122.90
R3283 Bagwall Shunter£25.75
R3180 Tarmac Sentinel£44.95
R3183 Class 67 Arriva£107.45
R3136 Network Class 73.....£53.45
R3146 CL101 Blue/Grey.....£78.45
R3147 CL101 Green.....£78.45
R2508 CL121.....£47.50
R2508ACL121.....£45.75
R2644 CL121 Choc/Cream£47.50
R2646 CL56 BR Grey.....£72.95
R2647 CL56 BR Grey.....£72.95
R2650 CL66.....£51.95
R2652 CL66.....£51.95
R2668 CL121.....£45.75
R2803XS CL31 BR£163.99
R2977XS CL08 BR Green.....£158.00
R3052 CL56 Richard Trevithick..... £98.45

R3141 CL60 Tata Steel.....£117.45
R3161BSR 2 BIL Green.....£120.60
R3290A BR 2 HAL Green.....£113.90

HORNBY TRACK

R070 Turntable£57.95
R083 Buffer Stop£1.35
R207 Track Fixing Pins£1.75
R394 Hydraulic Buffer£3.95
R600 Straight.....£1.30
R601 Double Straight.....£1.95
R604 Curve 1st Rad.....£1.75
R605 Double Curve 1st Rad.....£2.05
R606 Curve 2nd Rad.....£1.70
R607 Double Curve 2nd Rad.....£2.20
R608 Curve 3rd Rad.....£1.70
R609 Double Curve 3rd Rad.....£1.95
R610 Short Straight.....£1.15
R614 LH Diamond Crossing.....£9.25
R615 RH Diamond Crossing.....£9.25
R617 Uncoupling Ramp£2.30
R618 Double Isolating Rail£6.95
R620 Railer Uncoupler.....£4.25
R628 Half Curve 3rd Rad.....£1.70
R643 Half Curve 2nd Rad.....£1.40
R8026 Power Track£3.75
R8072 LH Point.....£8.45
R8073 RH Point£8.45
R8074 LH Curved Point.....£14.25
R8075 RH Curved Point.....£14.25
R8076 Y Point.....£10.25
R8077 LH Express Point.....£13.95
R8078 RH Express Point.....£13.95

HORNBY Track Accessories

R076 Footbridge.....£11.85
R169 Junction Home Signal.....£8.50
R170 Junction Distant Signal.....£8.50
R171 Single Home Signal.....£6.50
R172 Single Distant Signal.....£6.50
R189 Single Brick Bridge£6.65
R394 Hydraulic Buffer£3.95
R406 Colour Light Signal.....£18.95
R499 River Bridge.....£10.70
R574 Trackside Accessories.....£10.00
R626 Point Underlay£3.20
R636 Double Level Crossing.....£15.25
R638 Track Underlay£7.95
R645 Single Level Crossing.....£8.95
R657 Girder Bridge.....£11.45
R658 Inclined Pier Set£8.50
R659 High Level Pier Set.....£5.60
R660 Elevated Track Side Walls£16.45
R909 Track Supports.....£6.45

HORNBY TRACKSIDE

R8008 Suspension Bridge.....£35.95
R334 Station Canopy.....£18.95
R460 Straight Platform.....£2.95
R462 Large Curve Platform.....£3.95
R463 Small Curve Platform.....£3.20
R464 Platform Ramp.....£3.20
R495 Platform Subway£3.20

R510 Platform Shelter£9.45
R513 Platform Fencing.....£6.45
R514 Platform Canopies.....£10.45
R590 Station Halt.....£17.95
R8000 Country Station£26.75
R8001 Waiting Room.....£15.85
R8002 Goods Shed.....£18.95
R8003 Water Tower.....£10.95
R8004 Engine Shed.....£16.50
R8005 Signal Box.....£13.75
R8006 Diesel Maintenance Depot.....£18.75
R8007 Booking Hall.....£22.45
R8009 Station Terminus£40.00

HORNBY Control Equipment

R044 Point Switch£5.95
R046 Two Way Switch.....£5.95
R047 On/Off Switch.....£5.95
R602 Power Connecting Clip.....£1.50
R8014 Point Motor.....£3.65
R8015 Point Motor Housing.....£2.95

BACHMANN Steam Locomotives

31-319 J11 BR Early.....£76.45
31-086 Earl Class BR Black.....£98.50
31-087DC Earl Class GWR Green.....£110.95
31-881 Class 4F BR Early.....£76.45
32-203A Class 8750 BR Black£68.65
32-261 WD Austerity£110.40
32-260DC Wd Austerity£125.29
31-933 BR Compound Late Crest.....£112.88
31-932DC BR Compound.....£127.75
31-136DC D11/2.....£115.9
31-135 Lady of the Lake D11.....£100.25
31-979 BR Standard 3MT.....£78.40
31-213DS Patriot BR Late.....£201.45
32-140 BR Green Prairie.....£68.30
31-128 BR ROD Weathered.....£102.45
31-127 Class 3000 BR Early ROD ...£118.45
31-465 C Class BR£93.46
31-463 C Class SECR£96.00
31-464 C Class SR£96.00
32-550A A1 Tornado Apple Green...£109.45
32-550B Tornado BR Green£127.95
31-965 A4 Wild Swan BR£94.45
32-551DS A2 Seaeagle BR£196.99
31-964 A4 W Whitelaw BR.....£94.45
31-001 Robinson BR Late Crest.....£94.99
31-003 Robinson LNER.....£94.99
31-479 G2A BR Black Late£80.95
31-527 A2 Tudor Minstrel£96.45
31-530 A2 Sugar Palm£107.99
32-130 CL45 Prairie BR Green Late £59.75
32-311 BR Early Collett.....£52.65

32-500 5MT Class BR - 73068.....£70.99
31-626A 3F BR.....£71.25
31-627A 3F LMS£71.25
31-500B V2 Green Arrow£85.70
31-564 V2 Durham Schools£85.70
31-565 V2 BR Green£85.70
32-954 4MT Black BR Early.....£87.50
32-955 4MT Black BR Late£87.50

BACHMANN Diesel/Electric Locomotives

32-481 Class 40 Green.....£81.55
31-995 LMS 10000 BR Green£89.45
31-996 LMS 10000 BR Green£89.45
32-118 Class 08 Haversham.....£61.15
32-815 Class47 InterCity£89.20
31-658 Class 47 Petroleum Sector...£97.70
32-980 Class 66 GBRF.....£86.40
31-655 Class47 Railfreight.....£86.35
31-256DC Midland Pullman£269.95
31-653 CL47 Scotrail.....£86.35
32-906 CL108 Green.....£93.50
32-913 CL108 3 Car Green£114.50
32-781A CL37/0 BR Blue.....£83.89
32-515A Derby Lightweight Green...£93.97
32-516A Derby Lightweight Green...£93.97
31-677 CL85 BR Blue£85.99
31-268 MLV NSE£83.26
31-269 MLV Jaffa Cake£83.26
31-426 CL411 BR Green£99.99
31-377 CL416 2EPB.....£85.99
31-575 Windhoff MPV NWR£108.00
31-326A CL105 BR Green£80.50
32-526DS CL55 BR Blue£147.50
32-679DS CL45 BR Green.....£151.95
32-750 DC - CL57 FL - 57008£52.95
32-900B CL108 BR Green£71.45
32-910 CL108 Blue/Grey.....£74.95
32-926 CL150 Regional.....£63.50
31-265 MLV Green.....£62.45
31-266 MLV with yellow panel£62.45
31-267 MLV Blue/Grey.....£62.45

ORDER BY TELEPHONE

Orders taken 6 days a week
9-5.30 Monday to Saturday
01432 352809

MAIL ORDER SERVICE

ALL PRICES VALID UNTIL 31.03.15

You must state these prices when ordering

POSTAGE & PACKING RATES PER ORDER:

UK Standard Postage£3.00p

UK Insured Postage and Packing Rate£6.50p

UK Courier Transport and Packing Rate£9.00p

Worldwide at cost. VAT free to non EC.

***Train Sets/Packs and Controllers/Handsets

Postage charged at cost**

PRICES SUBJECT TO CHANGE WITHOUT NOTICE

Please allow 7 days for clearance when paying by cheque

PLEASE QUOTE OUR SPECIAL PRICES WHEN YOU VISIT US.

Credit Cards Welcome - Visa, Mastercard, Maestro

Please state expiry date

The Right Track DVD Series

Comprehensive Guides to Railway Modelling

Closing Down Sale!

Huge Discounts on Right-Track DVDs

Get yours now while stocks last



See our website for full details

Visit: www.model-railway-dvd.co.uk

...or phone: 01476 861 988 with your debit/ credit card details

THE MIDLANDS GARDEN RAIL SHOW

AN EXHIBITION FOR THE BIGGER GAUGES

LARGE SCALE MODEL RAIL

0 GAUGE, G SCALE, GAUGE 1, 16MM & MORE...



The Midlands Garden Rail Show – Packed with Action!

**Saturday 14th
& Sunday 15th
March 2015**

10.00am - 4.00pm Daily

**Warwickshire
Exhibition Centre**

Fosse Way, Nr. Leamington Spa,
CV31 1XN



**The Show for the
larger scales: O Gauge,
G Scale, Gauge 1,
16mm and more...**

**Inspiration for planning your
garden railway - see live steam,
gas and coal fired locomotives.**

See up to 15
showcase
layouts and
displays from
across the eras.



BOOK YOUR TICKETS NOW



Specialist Stands

See the leading suppliers
to help you create your
dream garden railway
including locomotives,
rolling stock, track and
accessories.

ADMISSION PRICES	ONLINE TICKETS*	FULL PRICE TICKETS**
Adult	£7.50	£8.50
Senior Citizen	£6.50	£7.50
Child (5-14)	£2.00	£3.00
Children under 5 FREE		

*Tickets are available via our website
at discounted prices.

** Full price tickets are available on the
day from the ticket office or by phone
before 6th March 2015.

Full restaurant facilities
FREE car parking for over 2,000 cars

GROUP DISCOUNTS: 10+ enter code GRP10 on website.

www.largescalemodelrail.co.uk #LSMR

Organised by Meridienne Exhibitions Ltd

HEATHCOTE ELECTRONICS

detection control effects

The **SIMPLE SHUTTLE** controls a train running backwards and forwards. Trains pause for an adjustable delay at each end of the line. The Simple Shuttle has built in infra red train detection. An IRDOT-1 provides detection at the other end of the line. Advantages include: works in light or dark and no modifications to track or rolling stock. see video of a working Simple Shuttle on www.heathcote-electronics.co.uk



Wiring is simple. Apart from connections to a 12 to 16 volt (AC or DC) power supply the diagram shows all the wiring. The Simple Shuttle can also be used where there are sidings at one end of the line. A train arrives in one siding, the points automatically change and a different train departs after the delay. This uses a simple shuttle and an IRDOT-P at the end of every siding. Track power is obtained from a conventional controller.

Special offer, valid for this issue:

Simple Shuttle plus IRDOT-1 £29.95 including postage.

For fast trains where gradual slowing and acceleration are required we have a range of controls for shuttles with and without sidings, station stops, passing loops, automatic storage sidings etc. The units can be combined together to give very interesting automation. We also have a range of automatic signal controls and infra red detectors.

For more information about our products we have a catalogue (price £2.50 including postage) and a very informative web site.

www.heathcote-electronics.co.uk

email: cah@heathcote-electronics.co.uk phone/fax: 01538 756800

Heathcote Electronics, 1 Haydock Close, Cheadle Staffs, ST10 1UE

ROXLEY MODELS



HORNBY

METCALFE

BACHMANN BRANCH LINE

MURPHY MODELS



Large range of American rolling stock

KATO **PECO** **GRAHAM FARISH by BACHMANN** **ATLAS**

4 Beckley Parade, Great Bookham, Surrey. KT23 4RQ
Tel 01372 452976 : www.roxleymodels.co.uk
enquiries@roxleymodels.co.uk

Opening Hours:- Mon - Fri 9.30am - 5pm
Saturday 10.15 am - 4.30pm Sun closed

www.roxleymodels.co.uk

MODEL RAILWAY SOLUTIONS

Tel: 01202 798068
Email: info@modelrailwaysolutions.co.uk

Contact us for a quote on all your baseboard and helix requirements, either bespoke or from our own modular range.

Please take a moment to browse our online store or visit us at -
Unit 1, 10-12 Alder Hills, Poole. Dorset. BH12 4AL.
www.modelrailwaysolutions.co.uk

BUFFERS MODEL RAILWAYS
01297 35557

"My kind of Model shop" James May www.buffermodelrailways.com

Second Hand Bought and Sold Over 8000 Lines in stock inc:
Peco
Hornby
Bachmann
Gaugemaster
and many more...

Time to brave the shed, attic or garage and get stuck into all those unfinished projects!
or, you could pop in here for a cuppa and a chat and start later!
(ps don't forget the biscuits!!)

Colston Cross near Axminster
Devon EX13 7NF
(On A358 between Chard & Axminster)
media@buffermodelrailways.com
Most Major Cards Accepted

Find us on Facebook: [Facebook / buffermodelrailways](https://www.facebook.com/buffermodelrailways)
OPENING TIMES: TUES-FRI 10AM-4PM, SAT 10AM-1PM
PLEASE CALL IN, HAVE A LOOK, SOME FUN AND A CUPPA

EAST ANGLIAN

NEW VENUE

MODEL RAILWAY EXHIBITION

SATURDAY 14th & SUNDAY 15th MARCH 2015
The Britten Arena, Wood Green Animal Charity Centre, Huntingdon PE29 2NH

- Layouts in all popular scales
- Specialist Trade Stands
- Modelling Demonstrations
- Live Steam Models & Rides Outside
- Free Vintage Bus Transfers from Huntingdon Station



Saturday 10am - 5pm
Sunday 10am - 4pm
Adults £7 Children £4
Family (2+2) £20

Advance tickets via www.stneotsmrc.com
SUPERB FACILITIES AND AMPLE FREE PARKING
GOOD DISABLED ACCESS

ST NEOTS MODEL RAILWAY CLUB

This advert has been sponsored by **REALTRACK models & DC Kits-D.E.Videos** (www.dckits-devideos.co.uk)



HARBURN HAMLET
00/H0
Accessories 'Ready to Place'

CG251 Soft Fruit Plot £15.50

CG250 Vegetable Plot £13.25

Harburn Hobbies, 67 Elm Row,
Edinburgh EH7 4AQ

Order by Phone: 0131 556 3233. Online: www.harburns.co.uk

CG224 Pigeon Loft £9.50	CG232 (brick) £8.95	Anderson Shelters CG233 (wood) £8.95	SS342 Police Box £7.80	SS340 Phone Box £7.25	SS343 AA Box £7.25	SS335 RAC Box £7.25
CG249 Garden arbour seat £8.55	CG238 Hen House £9.95	CG230 Two Animal Shelters £8.95	 <p>Beekeeper and 4 hives on scenic base £17.50</p>			
CG253 Allotment with hut £16.75	CG257 Plot with clothes and bean wigwams £16.75	CG252 Allotment with shed £16.75				
 <p>SS310 trees (2) £4.75</p>			 <p>SS316 barrel £5.95</p>			
 <p>SS323 tub £5.95</p>						

P&P
£3.00
per order

Fast Approaching Sale Dates

Friday 20th February 2015 Model Train Sale

Saturday 28th March 2015 Vintage Train Sale

For further information regarding these sales visit vectis.co.uk

Telephone 01642 750616 - 01993 709424 (Oxford office)

Fax 01642 769478 - email admin@vectis.co.uk - www.vectis.co.uk

VECTIS AUCTIONS, FLECK WAY, THORNABY, STOCKTON-ON-TEES, TS17 9JZ

Dates are correct at time of print but are subject to change - please check www.vectis.co.uk for updates






The World's Premier Train Auction House


Essential Railway Reading from Key Publishing

Whatever your interest in railways, be it steam and diesel nostalgia, today's railway scene or modelling, Key Publishing have the magazine for you.




Hornby Magazine

Hornby Magazine takes a unique approach to railway modelling with both the relatively inexperienced and the seasoned modeller in mind. Focusing mainly on 00 gauge but regularly featuring N gauge, this independent magazine was the first to offer step-by-step guides, giving modellers hints and tips on how to get the most from the hobby. £3.95









Modern Locomotives Illustrated

Modern Locomotives Illustrated, the UK's number one modern traction partwork, is the unique bi-monthly magazine dedicated to recording the development and operation of the UK diesel and electric fleets. £4.50



Railways Illustrated

Railways Illustrated is the monthly magazine devoted to British railway enthusiasts covering the modern scene. Each issue contains the latest news, features and views, charter trains, preservation, main line steam, steam galas, event reviews, world news, nostalgia and rolling stock changes! £4.30

Available from major newsagents or from Key direct



www.keypublishing.com/shop

P+P: Free 2nd class delivery, UK and BFPO only. For overseas postage rates please refer to the website or call for details.



Call UK 01780 480404
Overseas +44 1780 480404

Lines open 9.00am - 5.30pm GMT, Monday-Friday




AD-S8fx

By DCCconcepts

Unique performance, real usability

Solenoid Accessory Decoder

Only live frog point-work (AKA Electro-frog) gives reliable running. But... if you want to add Hornby, Peco, Seep or any commonly use Solenoid point motor to the 16 Turnouts that are needed to build this 10 track fiddle-yard then you'll also need to switch the frogs, add control panel LEDs and of course find enough power to switch all of them reliably (and in pairs to make control easy).



Or you could simply use the new DCCconcepts AD-S8fx decoder...

Whether you power your layout with DC or DCC


AD-S Series decoders work perfectly, simplify wiring and lower costs

DC or DCC layout, the savings you will make in cash, installation time & complexity are very clear!

You will still need the 16 solenoids of course, but you will need just **ONE AD-S8fx 8-way Accessory decoder** to power them all!


Even better - You will need **NO** added micro-switches because the AD-S8fx has frog polarity & LED switching control on board!

Save Cash, Save time, Save wiring, Save complexity!



You could of course buy, install and need to wire all these things...

For those who use DC Control: As well as switches and LEDs, add 16x Solenoids + 16x Micro-switches + Power supply + Reliable CDU.



... and if you use **DCC Control:** Add 4x 4-way Accessory Decoders.



thinking outside the square
DCCconcepts

The AD and ADS decoder ranges & all other DCCconcepts products are distributed worldwide by DCCconcepts Pty Ltd. 3/13 Lionel St, Naval Base WA 6165 Australia . Ph. 61 8 9437 2470 Fax. 61 8 9437 2471 www.dccconcepts.com
DCCconcepts welcomes Retailer and Distributor enquiries. DCCconcepts products are distributed throughout the United Kingdom by Gaugemaster Controls Ltd., Ford Rd, Arundel * phone +44 1903 884438 www.gaugemaster.com



For loco transformations, kit building or just re-namings.
The best one stop shop for plates from the big 4 and BR
direct from the manufacturer with online catalogue.



The range of steam, diesel and electric
loco plates in 4mm scale includes:

- Smokebox Numberplates
- Shed Plates
- Depot Plaques
- Railfreight Arrows
- Cabside Numberplates
- Train Headboards
- Plaques
- LNER Letters & Numbers
- LNER Foxes
- Southern Scrolls
- Southern Shields
- Swallows
- Lion Crests
- Hymek Numbers
- BRE Nameplates
- National Power Plaques
- ICM Arrows
- 4mm Train Headboards
- 2mm Train Headboards
- 7mm Train Headboards
- SQ&T Crests
- Southern Dated Rings
- SC Plates

ALL NAMEPLATES £5.50 PER PAIR

Our range can be found in in our catalogue devoted to etched shape plates with over
3500 entries. For your copy please send £3.75 plus £1.25 P&P to the address below.

C.G.W. Nameplates, Plas Cadfor, Llwyngwril, Gwynedd, LL37 2LA

Email: info@cgwnameplates.co.uk • www.cgwnameplates.co.uk

We only accept cash, cheques and postal orders, made payable to C.G.W. Nameplates

THE MIDLANDS GARDEN RAIL SHOW

AN EXHIBITION FOR THE BIGGER GAUGES

LARGE SCALE MODEL RAIL

0 GAUGE, G SCALE, GAUGE 1, 16MM & MORE...



The Midlands Garden Rail Show – Packed with Action!

**Warwickshire
Exhibition Centre**

Fosse Way, Nr. Leamington Spa,
CV31 1XN

**Saturday 14th
& Sunday 15th
March 2015**

10.00am - 4.00pm Daily

**See up to 15 showcase layouts & displays
Buy from over 35 leading suppliers**

**BEAT THE QUEUES - GET YOUR TICKETS
ONLINE NOW AT DISCOUNTED PRICES**

www.largescalemodelrail.co.uk  #LSMR

 Organised by Meridienne Exhibitions Ltd



www.invictamodelrail.com

NOW IN - Exclusive Bachmann OO Gauge CCT Vans



39-550Z Maroon £29.99

Also available in alternate liveries – See website for full details

In Stock, Call 0208 302 7774 Or Online www.invictamodelrail.com


Invicta Model Rail Ltd. 130 Station Road, Sidcup, Kent. DA15 7AB Telephone - 0208 302 7774.



Kernow Model Rail Centre

Visit www.kernowmodelrailcentre.com or call our team on 01209 714099

UK POSTAGE & PACKING = £4 PER ORDER. ORDERS OVER £150 = POST FREE



KMRC EXCLUSIVE LIMITED EDITIONS - OO GAUGE



K2056 DJ Models 2-4-0WT Beattie Well Tank Steam Locomotive No. 30587 BR Black Late Crest.

DUE SOON...£99.99

K2056DC DJ Models 2-4-0WT DCC Fitted.

DUE SOON...£119.99



K2057 DJ Models 2-4-0WT Beattie Well Tank Steam No. 30586 BR Black BRITISH RAILWAYS Bulleid Sunshine Lettering.

DUE SOON...£99.99

K2057DC DJ Models 2-4-0WT DCC Fitted.

DUE SOON...£119.99

LOOK OUT FOR THE BARGAIN PRICES HIGHLIGHTED IN YELLOW

BACHMANN E-Z COMMAND	
36-505 E-Z Command Dynamics Digital Control Unit	£122.50
36-507 E-Z Command Dynamics Handset	£49.99
36-508 E-Z Command Dynamics Pro Box	£139.99
36-509 E-Z Command Dynamics Wireless Receiver	£14.99
36-561 Bachmann Accessory Decoder	£39.99
36-569 E-Z Command Dynamics Complete Starter Package	£379.99

BACHMANN OO TRAIN SETS	
30-042 Digital Starter Set	£129.99
30-053 Torbay Express Train Set	£89.99
30-080 The Western Wanderer Train Set	£109.99
30-105 The Midland Marvel Train Set	£139.99
30-160 Rural Computer Train Set	£89.99
30-170 The Thames Cycle Express Train Set	£149.99
30-325 Ambulance Train Pack	NEW £144.99

BACHMANN OO STEAM LOCOMOTIVES	
25-2014 Silver Anniversary Set w/Silver Jubilee Class 47	£214.99
31-013 Class 7F No. 53808 BR Black L & Deeley Tender	£118.99
31-085 3200 Earl Class 4-4-0 9022 BR Black E/E, weathered	£114.99
31-086 3200 Earl Class 4-4-0 9017 BR Black E/E	£104.99
31-087 3200 Earl Class 4-4-0 9003 GWR Green	£104.99
31-127 3000 HOD No. 3023 BR Black E/E	£94.99
31-128 3000 HOD No. 3038 BR Black E/E, weathered	£94.99
31-137 Class D112 No. 6265 "Lucie Muckebach" LNER	£106.99
31-138 Class D112 No. 62682 "Hayston of Bucklaw" BR	£106.99
31-146 LNER Class D111 No. 62683 "Prince Albert" BR	£101.99
31-167 LNER 2-4-2 No. 50795 BR Lined Black E/E, weathered	£79.99
31-187 Jubilee No. 5664 "Victoria" LMS with Stanier Tender	£110.99
31-188 Jubilee No. 5665 "Victoria" BR Lined Black E/E, weathered	NEW £118.99
31-189 Jubilee No. 45506 "Palmer" BR Lined Black E/E, weathered	NEW £118.99
31-318 Robinson Class J11 (GCR 9J) 5317 LNER Black	£77.99
31-319 Robinson Class J11 (GCR 9J) 6431 BR Black E/E	£77.99
31-430 Midland Class 1F No. 1725 LMS Black	£79.99
31-431 Midland Class 1F No. 41661 BR Black E/E	£79.99
31-465 Wainwright C Class No. 31579 BR Black L/C	£99.99
31-528 A2 No. 60533 "Happy Knight" BR Green L/C	£125.99
31-529 A2 No. 60534 "Inch Ranger" BR Green E/E	£125.99
31-530 A2 No. 526 "Sugar Plum" LNER Green	£125.99
31-564 V2 No. 60860 "Durham Coach" BR Black E/E	£101.99
31-565 V2 No. 60862 BR Lined Green L/C & Double Chimney	£101.99
31-714 Class E1 61250 "A Harlequin" BR Lined Black E/E	£84.99
31-880 Midland Class 4F No. 3851 LMS, Johnson/Dealey Tender	£77.99
31-881 Midland Class 4F No. 43875 BR, Johnson/Dealey Tender	£77.99
31-882 Midland Class 4F No. 43924 BR L/C Fowler Tender	£77.99
31-951 Midland 4-4-0 Compound No. 1189 LMS Black	£114.99
31-953 Midland 4-4-0 No. 41157 BR Lined Black L/C	£109.99
31-964 A4 4-6-2 60004 "William Whitelaw" BR Green L/C	£109.99
32-154N A Class Class 3, 31404 BR Lined Black L/C, weathered	£101.99
32-219 Class 57X No. 7717 BR Black E/E, weathered	£89.99
32-261 WD Austen 2-6-0 No. 90441 BR Black E/E	£111.99
32-508 Standard Class 5MT 73049 BR Green L/C, BR1 Tender	£105.99
32-509 Standard Class 5MT 73109 BR Black E/E, BR1B Tender	£105.99
32-550E Class A1 60163 "Tornado" BR Lined Brunswick Green	£124.99
32-550C Class A1 60163 "Tornado" BR Express Blue	£128.99
32-828A Ivatt Class 2MT 2-6-0 46526 BR Green L/C, weathered	£93.99
32-854 Standard Class 4MT 2-6-0 No. 76058 BR Lined Black E/E	£93.99
32-855 Standard Class 4MT 2-6-0 No. 76109 BR Lined Black L/C	£93.99

BACHMANN OO DIESEL LOCS & MULTIPLE UNITS	
31-535 Class 105 2 Car DMU, BR Blue with yellow ends	£69.99
31-575 MPV Unit Network Rail	£99.99
31-577 MPV Unit No. 98910 & 98990 Railtrack	£99.99
31-588 Class 70 Powerstar No. 70 005 Freightliner, lightly with	£129.99
31-655 Class 47 No. 47 301 Red Stripe Railfreight DCC Ready	£67.99
31-658 Class 47 No. 47 190 Plectride Trailroad Petroleum with	£96.99
31-995 LMS Prototype No. 10000, BR Brunswick Green	£97.99
31-996 LMS Prototype No. 10000, BR Brunswick Green	£97.99
31-997 LMS Prototype 10001 BR Brunswick Green Light Eggshell	£97.99
32-1062 Class 88 Shunter 88 691 "Tern" Freightliner, lightly with	£69.99
32-285 Class 101 2 Car DMU BR Green w/Speed Whiskers	£127.99
32-286 Class 101 2 Car DMU BR Green w/small yellow panel	£127.99
32-287 Class 101 2 Car DMU BR Blue & Grey	£127.99
32-288 Class 101 2 Car DMU BR Blue	£127.99
32-517 Derby Lightweight 2 Car DMU BR Blue	£84.99
32-528 Class 55 Deltic No. D9011, BR Two Tone Green	£93.99
32-734A Class 66 No. 66 101 DB Schenker, weathered	£92.99
32-736 Class 66 No. 66 846 Colas Rail	£92.99
32-815 Class 47 No. 47 834 Fire Fly InterCity Swallow	£93.99
32-816 Class 47 No. 47 365 Diamond Jubilee	£93.99
32-817 Class 47 No. 47 745 Royal London Society for the Blind	£93.99
32-913 Class 150 3 Car DMU BR Green with speed whiskers	£129.99
32-927 Class 150 2 Car Sprinter DMU 150 128 First GW, NEW	£127.99
32-928 Class 150 2 Car Sprinter DMU No. 150 150	£135.99
32-938 Class 150 2 Car Sprinter DMU 150 202 Centre	NEW £127.99
32-938 Class 150 2 Car Sprinter DMU Northern Rail	NEW £127.99

BACHMANN OO ELECTRIC & MULTIPLE UNITS	
31-030 Class 350/1 Desiro 4 car EMU 350 111 Apollo Silver Lined	£159.99
31-031 Class 350/1 Desiro 4 car EMU 350 238 London Midland	£159.99
31-032 Class 350/1 Desiro 4 car EMU 350 102 London Midland	£159.99
31-265 Class 419 Motor Luggage Van No. 586001 BR (SR) Green	£99.99
31-266 Class 419 Motor Luggage Van No. 586006 BR (SR) Green	£99.99
31-267 Class 419 Motor Luggage Van No. 586009 BR Blue & Grey	£99.99
31-268 Class 419 Motor Luggage Van No. 9004 Network South East	£99.99

31-269 Class 419 Motor Luggage Van No. 68008 Jaffa Cake	£93.99
31-375 Class 416 2-EPB EMU No. 5748 BR Blue	£99.99
31-677 Class 85 Type ALS No. E3056 BR Blue (Pre-TOPS)	£94.95
31-678 Class 85 No. 85 026 BR Blue	£94.95

BACHMANN DCC FITTED OO LOCOMOTIVES	
30-048 Highland Tourer Digital Sound Train Set	£259.99
31-087DC 3200 Earl Class Steam 4-4-0 9003 GWR Green	£118.99
31-136DC LNER Class D112 Steam 26277 "Edie Ochilvie"	£92.99
31-167DC LAYR 2-4-2 Steam 50795 BR Black E/E, weathered	£98.99
31-320DC Robinson Class J11 (GCR 9J) 64325 BR Black L/C	£92.99
31-587DC Class 70 Diesel 70 005 Freightliner Powerhaul	£131.99
31-628DC Class 3F 0-6-0 Steam Loco No. 43820, BR Black with	£101.99
31-658DC Class 47 Diesel Loco No. D1777 Thor BR yellow ends	£104.99
31-932DC Midland 4-4-0 Compound Steam 40934, BR E/E	£129.99
32-280DC WD Austen 2-6-0 No. 90448, BR Black L/C	£126.99
32-480DC Class 40 Diesel No. D211 "Mauretania" BR Green	£206.99

BACHMANN OO WAGONS/STOCKS	
34-336 51 Ton SSA Scrap Wagon Blue	NEW £13.99
34-337 51 Ton SSA Scrap Wagon Transrail Grey	NEW £13.99
38-272 22 Ton Presto Bulk Powder Wagon "Rugby Cement"	NEW £26.99
38-287 22 Ton Presto Wagons BR Bxt, whtd. Pack of 3	NEW £56.99

BACHMANN OO COACHES	
39-052G BR Mk1 SO 2nd Open Coach BR Crimson & Cream	£27.99
39-058 Mk1 SO Second Open Coach Network SouthEast	£27.99
39-075D Mk1 BSK Brake 2nd Corridor Coach, BR Blue & Grey	£27.99
39-079C Mk1 BSK Brake 2nd Corridor Coach BR (WR) weathered	£29.99
39-125D Mk1 CK Composite Corridor Coach BR Blue/Grey	£27.99
39-126G Mk1 CK Composite Corridor Coach BR weathered	£27.99
39-127E Mk1 CK Composite Corridor Coach BR, weathered	£29.99
39-128C Mk1 CK Composite Corridor Coach, BR (WR) weathered	£29.99
39-131 Mk1 CK Composite Corridor Network SouthEast	£27.99
39-154C Mk1 FK First Corridor Coach, BR (WR) weathered	£29.99
39-200E Mk1 Super BG Full Brake Coach Res BR weathered	£29.99
39-226B Mk1 BCK Brake Composite BR Maroon, weathered	£29.99
39-225A Mk1 BCK Brake Composite BR Maroon (BR WR)	£27.99
39-274 GUY BR Blue & Grey - Intercity Motrail, with	£29.99
39-274 GUY BR Blue & Grey - Intercity Motrail, with	£29.99
39-276 Class 101 2 Car DMU BR Blue	£27.99
39-363 BR Mk2 TSO Tourist 2nd Open Network SouthEast	£33.99
39-380A Mk2 BSO Brake Second Open Coach No. E9418, BR	£33.99
39-425 Travelling Post Office Blue & Grey	£22.99
39-430 Travelling Post Office 1980s Red	£33.99
39-435 Travelling Post Office 1990s Red	£33.99
39-430 LMS 57H Portline Corridor 3rd Coach M13154M BR	£33.99
39-465 LMS 57H Portline Corridor 1st Coach M1122M BR	£33.99
39-485 LMS 60H Portline Corridor Composite Coach BR	£33.99
39-475 LMS 60H Portline Corridor Brake 1st Coach BR	£33.99
39-470 LMS 60H Portline Open Vestibule Coach M7481M BR	£33.99
39-501 SLF 1st Class Sleeper Car No. E2054 BR Blue & Grey	£33.99
39-502 Mk1 SLSTP Second Class Sleeper Car M2635 Maroon	£33.99
39-775 LMS 50HP Inspection Saloon No. 49306 LMS Maroon	£50.99

HORNBY OO TRAIN SETS/PACKS	
R1171 Flight of the Mallard Train Set	£160.00
R1172 The Majestic Train Set with Digital Loco System	£259.99
R1173 The Great Eastern Express Train Set	£149.99
R670 GWR Steam Freight Train Pack	£44.49
R1366 Trains in Film: Tildford Thunderbolt Train Pack	£109.99

HORNBY OO STEAM LOCOMOTIVES	
R2672 Railroad 0-4-0 No. 272 Calverton Railway	£26.49
R2784X Railroad 4-6-2 A1 No. 60022 Mallard BR Green L/C	£92.25
R2784X Railroad 0-6-0 3F No. 24 Somerset & Dorset Joint Railway	£32.49
R2921X 4-6-0 B171 Class 6137 "Thorne Hall" BR Green E/E	£129.99
R2922X 4-6-0 B171 Class 6055 "Grimsby Town" BR Gm L/C	£129.99
R2998 Class M1 No. 1040 "Roodey" LNER	£108.99
R3016 Standard 4MT No. 75072 BR Black E/E	£89.99
R3017 Patented Class 4535 Sir Herbert Walker K.C.B. BR Green L/C	£89.99
R3018 Patented Class 4535 Sir Herbert Walker K.C.B. BR Green L/C	£89.99
R3019 Fowler Class 6845 "Paviland Grange" Gm L/C weathered	£128.75
R3030 Fowler 4F No. 4312 in LMS	£69.99
R3060 A1 No. 60163 "Tornado" BR Green	£84.99
R3061 4-4-0 No. 3821 "County of Bedford" Great Western	£62.99
R3064 Railroad 0-4-0 No. 56025 "Smoking Joy" BR Black	£27.55
R3068 Railroad Class A1 No. 4472 "Flying Scotsman" LNER Green	£84.99
R3068 Class A1 No. 60163 "Tornado" BR Green E/E Special Edition	£104.99
R3098 Class 28X No. 5075 "Huntington" GWR Green	£136.99
R3105 Class 28X No. 5075 "Huntington" GWR, as prod.	£143.99
R3107 T9 Class No. 30313 BR Lined Black L/C	£109.99
R3108 T9 Class No. 708 Southern Black Bulleid Sunshine	£109.99
R3114A Thompson Class B1 No. 61267, BR Black L/C	£129.99
R3123 Class 42XX 2-8-0 4723 GWR Green Shunter	£104.99
R3124 Class 42XX 2-8-0 No. 4266 BR Black L/C	£104.99
R3126 Class 52XX No. 5243 BR Black L/C	£104.99
R3131 Class A4 No. 4462 "Great Prince" LNER Garter Blue	£144.99
R3137 Class Class 40XX 4016 "Knight of the Grand Cross"	£144.99
R3167 Star Class 40XX 4041 "Glasbury Abbey" BR Gm E/E	£134.99
R3178 Class N2 No. 1744 GNR	£89.99
R3188 Class N2 No. 89543 BR Black L/C	£89.99
R3189 Class N1 No. 9003, LNER Black	£118.99
R3194 Schools Class No. 30397 "Epsom" BR Black E/E	£133.99
R3204 Class M7 No. 245 LSWR - NRM Special Edition	£129.99
R3208 Schools Class 4-4-0 30915 - Brighton BR Black E/E	£139.99
R3228 Class 105 2 Car DMU BR Green with yellow ends	£69.99
R3236 Class 105 2 Car DMU BR Green with yellow ends	£69.99
R3243 Class K1 No. 60204 BR Lined Black L/C	£129.99
R3243A Class K1 No. 60207 BR Lined Black L/C	NEW £128.99
R3280 Class A4 4496 "Golden Shuttle" LNER Garter Blue	£76.99

HORNBY OO DIESEL LOCS & MULTIPLE UNITS	
R3049 Class 88 Diesel Shunter No. 88 417 Serco	£78.99
R3067 Railroad Class 31 Diesel Loco No. 31 256 BR Blue	£64.99
R3068 Class 42 Warship Diesel Loco No. D0202 "Formidable" BR	£49.99
R3138 Class 43 HST Train Pack BR Blue & Grey	£199.99
R3150 60 Diesel 60 "The Spirit of Tom Kendall" DB Schenker	£139.99
R3160 4-4-0 Sentinel Diesel Loco, Essco - Caterpillar Plymouth	£55.99
R3160 4-4-0 Sentinel Diesel Loco, Tarmac, weathered	£55.99
R3183 Class 43 HST Train Pack No. 87 002, Apollo Trains	£94.99
R3214 Class 153 DMU No. 153 309 "Gerard Fienes"	£89.99
R3268 Class 66 No. 67 003 Arriva Trains Wales	£139.99
R3268 Railroad Class 42 Warship Diesel D853 "Thruster"	£54.99
R3283 Railroad Bagmati Diesel Shunter	£29.99

HORNBY OO ELECTRIC LOCS & MULTIPLE UNITS	
R3143 Class 423 4-VEP EMU Set No. 7830 BR Blue/Grey	NEW £199.99
R31618 2-BL 2 Car Electric Multiple Unit SR Green	£130.25
R3162A 2-BL 2 Car EMU No. 2142, BR Green	£89.99
R3177 3-BL 2 Car EMU No. 2090, BR Green	£89.99
R3180 4-BL 2 Car EMU No. 2090, BR Green	£89.99
R3185 Southern 385 4 Car EMU 385 004 "Sir Chris Hoy"	£164.99
R3252 2-BL 2 Car EMU 2019 BR Green, small yellow panel	£130.25
R3258 2-BL 2 Car EMU BR Blue	£130.25
R3259 2-BL 2 Car EMU 2090 BR Blue, NRM Special Edition	£130.25
R3260 2-BL 2 Car Electric Multiple Unit, SR	£130.25
R3260 2-HAL 2 Car EMU No. 2639, BR Green	£130.25

HORNBY OO COACHES	
R4174C 6111 Gm Gresley Sleeping Car No. 1319 LNER Tech	£61.99
R4215C 6120 2nd 1st Coach No. E3178, BR Blue & Grey	£24.99
R4344A Maunsell Corridor First High Window Coach 57675S BR	£29.99
R4345 Railroad Mk1 Corridor Composite No. M15625 BR	£17.95
R4346 Railroad Mk1 Brake 2nd Coach No. M5555 BR Maroon	£17.95
R4347 Railroad Mk1 Corridor Composite No. W15182 BR	£17.95
R4354 Railroad Mk1 Corridor 2nd SK No. W24330 BR	£17.95
R4355 Railroad Mk1 Brake 2nd Corridor BSK No. W34888 BR	£17.95
R4404 Hawksworth Passenger Brake Coach W2369 BR	£21.99
R4404A Hawksworth Passenger Brake Coach W3161E BR	£21.99
R4404B Hawksworth Brake 3rd Coach W1773W BR	£21.99
R4404C Hawksworth Brake 3rd Coach W2138W BR	£21.99
R4404D Hawksworth Composite Brake Coach W7373W BR	£21.99
R4428 Pullman 1st "Zenobia"	£44.99

£83.99	R4444A Mk3 1st Class Open TF Coach No. W41033 BR
£99.99	R4446A Mk3 TGS Trailer Guard Standard Coach BR
£94.95	R4463B Mk2d Open Standard Coach 5657 Intercity Swallow
£81.95	R4463C Mk2d Open Standard Coach 5638 Intercity Swallow
£81.95	R4464A Mk2d Standard Class Brake No. 9486 Intercity Swallow
£81.95	R4468 Gresley Bulleid Coach No. E9191E BR Blue & Grey
£81.95	R4472 Mk1 Driving Van Trailer No. 82505 Wrexham & Shropshire
£81.95	R4484 Pullman 2nd Class Pullman Car 64 w/working internal lights
£81.95	R4488 Pullman 3rd Class Pullman Car 64 w/working internal lights
£81.95	R4498 Hawksworth 1st Class Coach W6354W BR Maroon
£81.95	R4515 Gresley Non Vestibuled Suburban 1st 30078, LNER Tech
£81.95	R4521B Gresley Non Vestibuled Suburban Coach BR
£81.95	R4522A Gresley Non Vestibuled Suburban 3rd Class Brake E8613GE
£81.95	R4522B Gresley Non Vestibuled Suburban 3rd Class Brake BR
£81.95	R4524 Railroad

377-575Z 102 Ton GLW H/B Bulk Coal Hopper Wagon, GBRI (VTG) £16.99
 377-577A 102 Ton GLW H/B Bulk Coal Hopper Wagon, GBRI Coal £16.99
 377-700 JJA Mk2 Auto-Balancer Generator Unit, Railrack £19.99

DAPOL N LOCOMOTIVES

2D-003-000 WD Loco D1055 "Western Venture" BR Blue £97.99
 2D-003-001 WD Loco D1029 "Western Legionnaire" BR Maroon £97.99
 2D-003-010 WD D1029 "Western Legionnaire" DCC Fitted £117.99
 2D-003-002 WD Loco D1038 "Western Sovereign" BR Green £97.99
 2D-003-002 WD D1038 "Western Sovereign" DCC Fitted £117.99
 2D-003-003 WD D1056 "Western Sultan" £97.99
 2D-003-003 WD D1056 "Western Sultan" DCC Fitted £117.99
 2D-003-004 WD D1056 "Western Nobleman" BR full yellow end £99.99
 2D-003-004 WD D1056 "Western Nobleman" DCC Fitted £117.99
 2D-003-005 WD D1072 "Western Glory" BR Blue full yellow end £99.99
 2D-003-005 WD D1072 "Western Glory" DCC Fitted £117.99
 2D-003-006 WD D1072 "Western Glory" DCC Fitted £117.99
 2D-003-006 WD D1065 "Western Consort" BR small yellow panel £99.99
 2D-003-006 WD D1065 "Western Consort" DCC Fitted £117.99
 2D-003-007 WD D1012 "Western Firebrand" BR small yellow panel £99.99
 2D-003-007 WD D1012 "Western Firebrand" DCC Fitted £117.99
 2D-003-008 WD D1000 "Western Enterprise" BR weathered £99.99
 2D-003-008 WD D1000 "Western Enterprise" DCC Fitted £117.99
 2D-003-009 WD D1045 "Western Viscount" full yellow ends with £99.99
 2D-003-009 WD D1045 "Western Viscount" DCC Fitted £117.99
 2D-003-010 WD D1062 "Western Courier" full yellow ends, with £99.99
 2D-003-010 WD D1062 "Western Courier" DCC Fitted £117.99
 2D-003-011 WD D1009 "Western Invader" full yellow ends, with £99.99
 2D-003-011 WD D1009 "Western Invader" DCC Fitted £117.99
 2D-004-005 Class 56 Diesel No. 56 089 EWAS £109.99
 2D-004-006 Class 56 No. 56 070 BR Blue - DCC Fitted £109.99
 2D-004-006 Class 56 No. 56 070 BR Blue - DCC Fitted £128.99
 2D-004-007 Class 56 No. 56 090 BR Large Logo Blue £109.99
 2D-004-008 Class 56 No. 56 086 Trainload Construction £109.99
 2D-004-009 Class 56 No. 56 105 Colas Rail £109.99
 2D-004-009 Class 56 No. 56 105 Colas Rail - DCC Fitted £128.99
 2D-007-000 Class 66 Diesel No. 66 709 "Sorrento" GBRI MSC £82.99
 2D-007-001 Class 66 Diesel 66 434 Malcolim with 6 Wagons £154.99
 2D-007-002 Class 66 Diesel 66 504 Freightliner Powerhaul £82.99
 2D-007-003 Class 66 Diesel No. 66 177 EWS w/white roof NEW £82.99
 2D-007-003 Class 66 Diesel No. 66 177 EWS - DCC Fitted NEW £101.99
 2D-007-004 Class 66 Diesel No. 66 812 "Forth Raider" NEW £82.99
 2D-010-003 Arriva Trains Wales Train Pack £144.99
 2D-012-000 Class 2 Diesel No. 6326 BR Blue - DCC Fitted £135.99
 2D-012-001 Class 2 Diesel No. 6318 BR Blue with full yellow ends £116.99
 2D-012-002 Class 2 Diesel No. 6318 BR Blue - DCC Fitted £135.99
 2D-012-002 Class 2 Diesel 6320 BR Green, small yellow ends £116.99
 2D-012-003 Class 2 Diesel D6319 BR Gm, small yellow ends £116.99
 2D-012-004 Class 2 Diesel No. D6319 BR Green DCC Fitted £135.99
 2D-012-004 Class 2 Diesel D6319 BR Gm, small yellow panels £116.99
 2D-012-005 Class 2 Diesel D6313 BR Green, DCC Fitted £135.99
 2D-012-005 Class 2 Diesel D6331 BR Green, small yellow panels £116.99
 2D-012-005 Class 2 Diesel D6331 BR Green, DCC Fitted £135.99
 2D-012-007 Class 22 No. D6325 BR Blue, weathered £149.99
 2D-012-008 Class 22 Diesel No. D6311 BR Green NEW £115.99
 2D-012-008 Class 22 Diesel No. D6311 BR Green - DCC Fitted NEW £135.99
 2D-012-009 Class 22 Diesel No. D6316 BR Green NEW £121.99
 2D-012-009 Class 22 Diesel No. D6316 BR Green - DCC Fitted NEW £141.99
 2D-012-010 Class 22 Diesel No. D6326 BR Green NEW £115.99
 2D-012-010 Class 22 Diesel No. D6326 BR Green - DCC Fitted NEW £135.99
 2D-012-011 Class 22 Diesel No. D6327 BR Green NEW £115.99
 2D-012-011 Class 22 Diesel No. D6327 BR Green - DCC Fitted NEW £135.99
 2D-012-012 Class 22 Diesel No. D6315 BR Green, with £121.99
 2D-012-012 Class 22 Diesel No. D6315 BR Green, with £121.99
 2D-012-013 Class 22 Diesel D6315 BR Green, with £121.99
 2D-012-013 Class 22 Diesel D6315 BR Green, with £121.99
 2D-012-014 Class 22 Diesel No. D6328 BR Blue NEW £141.99
 2D-012-014 Class 22 Diesel D6328 BR Blue - DCC Fitted NEW £155.99
 2D-018-001 Hymek Diesel No. D7061 BR Blue £85.99
 2D-018-001 Hymek Diesel No. D7061 BR Blue DCC Fitted £105.99
 2D-018-001 Hymek Diesel No. D7026 BR Blue, weathered £90.99
 2D-018-002 Hymek Diesel D7026 with £110.99

2D-018-003 Hymek Diesel No. D7013 BR Green £85.99
 2D-018-003 Hymek Diesel D7013 BR Green, DCC Fitted £105.99
 2D-018-006 Hymek Diesel D7035 BR Blue, unpowered £37.99
 2D-001-000 Manor Class 4-6-0 7810 "Draycott Manor" BR £109.99
 2D-001-000 Manor Class 4-6-0 7810 "Draycott Manor" DCC Fitted £129.99
 2D-001-001 Manor Class 4-6-0 7801 "Anthony Manor" GWR £109.99
 2D-001-001 Manor Class 4-6-0 7801 "Anthony Manor" DCC Fitted £129.99
 2D-006-003 14XX Steam No. 1456 BR Autocoach No. W198W £69.99
 2D-007-003 0-6-0 57xx Pannier Tank No. 5762 GWR Green £69.99
 2D-007-003 0-6-0 57xx Pannier Tank No. 5741 GWR Green £65.95
 2D-007-005 0-6-0 57xx Pannier Tank No. 137 London Transport £65.95
 2D-007-006 0-6-0 57xx Pannier Tank No. 3702 BR Black L/C £65.95
 2D-007-007 0-6-0 57xx Pannier Tank No. 4607 BR Black E/E £65.95
 2D-007-008 0-6-0 57xx Pannier Tank No. 5764 GWR Green £65.95
 2D-007-009 0-6-0 57xx Pannier Tank No. 5724 GWR Green £65.95
 2D-007-010 57xx Pannier Tank No. 8700 GWR Green £66.99
 2D-007-010 57xx Pannier Tank 8700 GWR Green - DCC Fitted £94.99
 2D-007-011 57xx Pannier Tank No. 6746 GWR £66.99
 2D-007-011 57xx Pannier Tank No. 6746 GWR - DCC Fitted £94.99
 2D-007-012 57xx Pannier Tank No. 5764 GWR Green £66.99
 2D-007-012 57xx Pannier Tank No. 5764 GWR Green - DCC Fitted £94.99
 2D-007-013 8750 Pannier Tank No. 9744 GWR Green £66.99
 2D-007-013 8750 Pannier Tank No. 9744 GWR Green - DCC Fitted £94.99
 2D-008-000 A4 Steam No. 60019 Bittern BR Green L/C £111.99
 2D-008-000 A4 Steam 60019 Bittern BR Green L/C - DCC Fitted £131.99
 2D-008-001 A4 Steam 60012 "Commonwealth of Australia" BR £109.99
 2D-008-001 A4 Steam No. 60012 BR, E/E - DCC Fitted £129.99
 2D-008-003 A4 Steam 60004 "William Whitelaw" LNER Garter Blue £109.99
 2D-008-003 A4 Steam 60004 "William Whitelaw" DCC Fitted £129.99
 2D-009-004 28xx Class Steam No. 2884 GWR Green NEW £114.99
 2D-009-004 28xx Class Steam No. 2884 GWR Green - DCC Fitted NEW £134.99
 2D-009-005 38xx Class Steam No. 3819 GWR Green NEW £114.99
 2D-009-005 38xx Class Steam No. 3819 GWR Green - DCC Fitted NEW £134.99
 2D-009-006 38xx Class Steam No. 3846 BR Black E/E NEW £114.99
 2D-009-006 38xx Class Steam No. 3846 BR Black E/E - DCC Fitted NEW £134.99
 2D-009-007 38xx Class Steam No. 3822 BR - DCC Fitted NEW £134.99
 2D-010-000 Hall Class 4937 "Lanely Hall" GWR Lined Green £109.99
 2D-010-000 Hall Class 4937 "Lanely Hall" GWR - DCC Fitted £129.99
 2D-010-001 Hall Class 4951 "Pendeford Hall" BR Lined Green L/C £109.99
 2D-010-002 Hall Class 4914 "Crammore Hall" BR Green L/C £109.99
 2D-010-002 Hall Class 4914 "Crammore Hall" BR Green L/C - DCC Fitted £129.99
 2D-010-003 Hall Class Steam 4958 "Priory Hall" GWR Green £109.99
 2D-010-003 Hall Class Steam 4958 "Priory Hall" - DCC Fitted £129.99
 2D-012-001 0-6-0 Terner Steam No. 83 "Earlswood" Stroudley £59.99
 2D-012-001 0-6-0 Terner Steam No. 32670 BR Lined Black L/C £59.99
 2D-013-001 Class 9F 2-10-0 Steam 92068 BR Black L/C £93.99
 2D-013-001 Class 9F 2-10-0 Steam 92068 BR Black L/C - DCC Fitted £113.99
 2D-013-002 Class 9F 2-10-0 92226 BR Black L/C BR1G Tender £93.99
 2D-013-002 Class 9F 2-10-0 92226 BR Black L/C - DCC Fitted £113.99
 2D-013-003 Class 9F Steam 92220 "Evening Star" weathered £99.99
 2D-013-003 Class 9F Steam 92220 "Evening Star" - DCC Fitted £121.99
 2D-013-004 Class 9F Steam 92052 BR Black E/E BR1G Tender £93.99
 2D-013-004 Class 9F Steam 92052 BR Black E/E - DCC Fitted £113.99
 2D-013-005 Class 9F Steam Loco 92006 BR Black E/E with £99.99
 2D-013-005 Class 9F Steam Loco 92006 BR E/E with £121.99
 2D-014-001 Class 45xx Steam Loco No. 4518 GWR Green £55.99
 2D-014-002 Class 45xx Steam Loco No. 4528 BR Black E/E £55.99
 2D-014-003 Class 45xx Steam Loco No. 4571 BR Black £55.99
 2D-014-004 Class 45xx Steam Loco 4566 GWR Green, weathered £59.99
 2D-015-001 Ivatt 2-6-2T Steam Loco No. 1208 LMS Black £55.99
 2D-015-002 Ivatt 2-6-2T Steam Loco 41273 BR Black E/E £55.99
 2D-015-003 Ivatt 2-6-2T Steam Loco No. 41231 BR Black L/C £55.99
 2D-015-004 Ivatt 2-6-2T Steam 41310 BR Black E/E weathered £59.99
 2D-016-001 M7 0-4-4 Steam 250 Southern Bulleid Green £55.99
 2D-016-002 M7 0-4-4 Steam No. 30126 BR Black E/E £55.99
 2D-016-003 M7 0-4-4 Steam No. 30253 BR Black L/C £55.99
 2D-016-004 M7 0-4-4 Steam No. 30 Southern Bulleid, weathered £59.99
 ND079F B17 2863 "Everton" LNER Apple Green £100.95
 ND099M Class 86 No. 86 401 NSE £99.99

ND099N Class 86 No. 86 281 EWS £99.99
 ND099P Class 86 No. 86 606 Grey Freightliner £99.99
 ND099Q Class 86 No. 86 637 Freightliner Powerhaul £99.99
 ND101F Class 67 No. 67 024 EWS £97.99
 ND101H Class 67 No. 67 030 EWS Maroon £97.99
 ND101J Class 67 No. 67 024 EWS £97.99
 ND103E Class 58 No. 58 021 Mainline Blue £91.99
 ND103F Class 58 No. 58 017 Trainload Coal £107.99
 ND103G Class 58 No. 58 027 Mainline Grey £91.99
 ND103H Class 58 No. 58 044 Unbranded Grey £91.99
 ND103J Class 58 No. 58 033 EWS - DCC Ready £94.99
 ND111E Class 43 Network Rail High Speed Train Pack £29.99
 ND112A Class 156 2 Car DMU No. 156 468 Northern Rail £98.95
 ND113A Class 156 2 Car DMU 156 444 Northern Rail - non powered £49.95
 ND113B Class 156 2 Car DMU Regional Railways - non powered £49.95
 ND114H Platinum Class 153 DMU 153 360 Northern Transpennine £99.99
 ND119C 121 DMU unpowered W55029 BR Blue Set 129 £42.99
 ND190 121 DMU unpowered W55028 Network SouthEast £42.99
 ND122E HST Class 43 Book Set, Grand Central £148.99
 ND122S HST Class 43 Book Set, Cross Country £148.99
 ND122J Class 43 Virgin HST Book Set - DCC Ready £148.99
 ND122L Class 43 HST Bookset, East Midlands Trains £148.99
 ND128C 4-6-2 A4 Class Steam No. 60021 "Wild Swan" BR L/C £109.99
 ND128F A4 Steam No. 60016 "Silver King" BR Lined Green E/C £111.95
 ND128FD A4 Steam No. 60016 "Silver King" - DCC Fitted £131.95
 ND128G A4 60005 "Sir Charles Newton" BR Lined Green L/C £111.95
 ND128GD A4 60005 "Sir Charles Newton" - DCC Fitted £131.95
 ND128HD A4 No. 8 "Dwight D Eisenhower" LNER DCC Fitted £131.95
 ND129A 4-6-2 A3 Class No. 60045 "Lemburg" BR Green L/C £111.95
 ND129B 4-6-2 A3 Class No. 2750 "Payrus" LNER Apple Green £114.99
 ND129C 4-6-2 A3 Class No. 60079 "Bayardo" BR Lined Green E/E £111.95
 ND129E A3 Steam No. 60070 "Gladieteur" BR Green E/C £111.95
 ND129ED A3 Steam No. 60070 "Gladieteur" as above - DCC Fitted £131.95
 ND129F A3 Steam No. 60106 "Flying Fox" BR Green L/C £111.95
 ND129FD A3 Steam No. 60106 "Flying Fox" as above - DCC Fitted £131.95
 ND129G A3 Steam No. 2744 "Grand Parade" LNER Green £111.95
 ND129GD A3 Steam "Grand Parade" as above DCC Fitted £131.95
 ND129H A3 No. 60094 "Colorado" BR Lined Green E/E £111.95
 ND129HD A3 60094 "Colorado" BR Green E/E - DCC Fitted £131.95
 ND145F Class 26 No. 26 026 BR Blue-Snowplough/headcode disks £91.99
 ND145G Class 26 No. 26 040 BR Blue - DCC Ready £91.99
 ND145GD Class 26 No. 26 040 BR Blue - DCC Fitted £111.99
 ND145H Class 26 No. D5307 BR Green - headcode disks £91.99
 ND145J Class 26 No. D5306 BR Green - headcode disks £91.99
 ND205A Class 27 Diesel No. D5356 BR Green £99.99
 ND205AD Class 27 Diesel No. D5356 BR Green - DCC Fitted £117.99
 ND205BD Class 27 Diesel No. D5381 BR Green - DCC Fitted £117.99
 ND205C Class 27 Diesel No. 27 008 BR Blue £97.99
 ND205CD Class 27 Diesel No. 27 008 BR Blue - DCC Fitted £117.99
 ND205D Class 27 Diesel 27 032 BR Blue with full yellow ends £97.99
 ND205DD Class 27 Diesel 27 032 as above - DCC Fitted £117.99
 ND207B 01 0-6-0 Steam Loco No. 33011 BR Black E/E £99.99
 ND207C 01 Steam Loco 0-6-0 C1 in Southern Black livery £99.99
 ND207D 01 Steam Loco 0-6-0 C7 in Southern Black livery £97.95
 ND209B Class 122 Single Car DMU 122 100 Regional Railways £97.99
 ND209C Class 122 Single Car DMU No. TDB975023 BR Blue £97.99

DAPOL N WAGONS/TRUCKS

FOR OUR FULL RANGE VISIT WWW.KERNOWMODELRAILCENTRE.COM
 2F-023-001 Siphon H Bogie Van 1424 GWR Brown £12.50/wthrd £14.00
 2F-023-002 Siphon H Bogie Van No. 1430 GWR £12.99/wthrd £13.50
 2F-023-003 Siphon H Wagon W1428, BR Maroon £12.50/wthrd £13.50
 2F-023-004 Siphon H Wagon W1434, BR Maroon £12.50/wthrd £14.00
 2F-024-001 Siphon G Wagon 1447, GWR £12.50/wthrd £13.50
 2F-024-002 Siphon G Wagon 1451, GWR £12.50/wthrd £13.50
 2F-024-003 Siphon G Wagon W1445, BR Maroon £12.50/wthrd £14.00
 2F-024-004 Siphon G Wagon W1457, BR £12.50/wthrd £13.50
 2F-053-001 Megafret Wagon with Less Co2 Container NEW £27.99
 2F-053-002 Megafret Wagon w/Stobart Less Co2 Container NEW £27.99
 2F-053-003 Megafret Wagon container as above weathered NEW £30.99

DAPOL N COACHES

2P-000-001 Collett Corridor Composite Coach No. W7016 BR £19.00
 2P-000-002 Collett Corridor Composite Coach No. W7021 BR £19.00
 2P-000-051 Collett Composite Coach No. 7053 GWR £19.99
 2P-000-052 Collett Composite Coach No. 7064 GWR £19.99
 2P-000-101 Collett Corridor Third Class Coach No. W1117 BR £19.00
 2P-000-151 Collett Corridor Third Class Coach No. 1082 GWR £19.99
 2P-000-152 Collett Corridor Third Class Coach No. 1094 GWR £19.99
 2P-000-153 Collett Corridor Third Class Coach No. 1109 GWR £19.99
 2P-000-251 Collett Corridor Brake Composite Coach GWR £19.99
 2P-003-004 B Set Twin Coach Pack - GWR Shintuition £22.99
 2P-005-000 Mk3 Trailer First Coach No. 41103 First Great Western £19.99
 2P-005-001 Mk3 Trailer Standard Coach 42083 First Great Western £19.99
 2P-005-032 Mk3 2nd Class Coach TS E42187 BR Blue & Grey HST £19.99
 2P-005-433 Mk3 TS Trailer Standard Class Coach 12135 Virgin £19.99
 2P-005-520 Mk3a Buffer Coach 10259 Arriva Trains Wales NEW £20.99
 2P-005-521 Mk3a Trailer Standard TS 12179 Arriva Trains NEW £20.99
 2P-011-051 Gresley Corridor Second Coach E12283E BR £20.99
 2P-011-151 Gresley 1st Class Coach E11032E BR £20.99
 2P-011-351 Gresley Buffer Coach E9129E BR £20.99
 NC226B Mk3 Trailer First TF Coach No. 45002, Cross Country £20.99
 NC226C Mk3 TS Coach No. 42283, Intercity without buffers £19.00
 NC227A Mk3 TS No. 42341 East Midlands Trains (HST) Coach E £20.99
 NC227C Mk3 Trailer Standard TS 42284 Intercity without buffers £19.00

We stock **WYNAM**, **Woodland Scenics**, **OXFORD** & more! Visit our website for our full range www.kernowmodelrailcentre.com

Postage to the EU is at cost. Rest of World may deduct VAT & add postage to cost. Please include phone number with postal orders.

SHOP HOURS: MON - SAT. 09.30-17.00 SUN. 10.00-16.00

PRICES CORRECT AT TIME OF PRINTING

DECODER FITTING SERVICE

We do a decoder fitting service for OO & N Gauge DCC Ready Locomotives.....£9.99
 If you have other locos you are interested in having fitted with a decoder or sound please phone or email us for a quote.
 ESU LokSound Digital Decoders with South West Educational Sounds.....£94.99

KMRC LTD EDITION CHINA CLAYS - N GAUGE



377-475Z Graham Farish China Clay 5 Plank Wagon Flat Triple Pack. IN STOCK.....£34.99



377-476Z Graham Farish China Clay 5 Plank Wagon Tent Triple Pack. IN STOCK.....£34.99

Call our team on 01209 714099 • 98A Treloarwen Street, Camborne, Cornwall TR14 8AN • www.kernowmodelrailcentre.com

STATIC GRASS - MOVING FAST!



21 Tufts £2.00



'OO' Formal Flower Beds (3 Beds) - £5.00



Patchy Dead Grass



Spring Meadow Grass



Scorched Grass



Autumn Meadow Grass



Winter Meadow



Summer Meadow Grass



TMTS Static Grass Applicator Only £25.00 +P&P

My Hermes £4.95 P&P
 Royal Mail £6.95 P&P

Gift sets available from 'N' £10.00 or 'OO' £15.00

W: themodeltreeshop.co.uk E: sales@themodeltreeshop.co.uk
 The Model Tree Shop, 4 David Hume View, Chirnside, Duns, TD11 3SX
 Tel: 01890 819021 Fax: 01890 817 111

Along Classic Lines.com

Rail & Bus Models • Visit • Email: info@alongclassiclines.com

We buy and sell all types of New & Pre-owned Model Railway & Bus models. Post & Packing £2.95 per order, delivery by tracked courier. Opening hours Mon to Sat 8-5 Closed Wed, for sales & information please call 0161 614 1099

NEW HORNBY 2014/15 LOCOMOTIVES

R3290	2 HML DMU BR green	119.49
R3283	Bagnall 0-4-0 Diesel Shunter, in red and dark grey industrial user livery	29.75
R3280	A4 Class loco, 4496 'Golden Shuttle' in LNER Garter Blue with corridor tender	79.49
R3268	Class 67 Diesel, 67003 Arriva Trains Blue	139.49
R3258	2 BIL 2 Car EMU in BR Blue	119.49
R3257	2 BIL 2 Car EMU in BR green	119.49
R3246a	LNOR 2-6-2 'Cock O' The North' P2 Class with TTS Sound	149.00
R4245a	4-6-2 Loco, 60163 'Tornado' BR blue livery FITTED WITH DCC SOUND	149.49
R3243a	K1 Class 2-4-0 Loco 62027 in BR late black	124.49



R3243	K1 Class 2-4-0 Loco 62024 in BR late black	124.49
R3236	Class 8 Locomotive 'Duke of Gloucester' late blue	123.49
R3228	J94 Austerity 0-4-0 Tank Loco, No 12 'National Coal Board Kent' in blue	73.49
R3208	Schools Class 4-4-0 Loco, 30915 'Brighton' in BR early black large chimney	129.99
R3204	M7 Class 0-4-2 Tank Loco, 245 in LSWR lined green livery	122.49
R3202	A3 Class 4-6-2 Loco, 60103 'Flying Scotsman' BR late green - Limited Edition	149.49
R3194	'Schools' Class 4-4-0 Loco, 30937 'Epsom' BR black large style chimney	121.49
R3192	Duke of Gloucester S/E Train pack with 3 of the latest mark 1 coaches	159.00
R3190	Thompson L1 4-6-2 Tank Loco, 67777 in BR early black	105.49
R3189	Thompson L1 Class 4-6-2 Tank Loco, 9003 in LNER apple green	59.49
R3188	Gresley N2 Class 0-4-2 Tank Locomotive, 69543 in BR black	179.99
R3187	N2 Class 0-4-2 Tank Locomotive, 1744 in Great Northern Railway lined green	84.49
R3183	Class 67 8-Bo Diesel Loco, 67002, Arriva Trains Blue livery	117.00
R3167x	Star Class 4-4-0, 4061 Glastonbury Abbey BR early green DCC FITTED	139.00
R3167	Churchward Star Class 4-4-0, 4061 Glastonbury Abbey BR early green	119.49

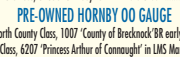


R3160s	Bullied W/C 4-4-2 Loco, 34108 'Wincanton' in BR green, SOUND FITTED	124.49
R3141	Class 60 Co-Co Diesel Loco, 60099 'Tarte Steel' in DB Schenker silver/grey	135.00
R3141	A4 Class 4-4-0 Loco, 4462 'Great Squire' LNER blue	134.00
R3138	T9 Class, 708 in Southern Railway Black with 8 wheel tender	112.49
R3107	T9 'Greyhound' 4-4-0, 30313 in BR lined black, 6 wheel tender	109.99
R3105	Class 67 Diesel Loco, 67002, Arriva Trains Blue livery	117.00
R3097	9F 2-10-0 Loco 92220 'Evening Star' in BR lined green L/E	105.00
R3084s	Class 56 Diesel, 56091 'Castle Donnington Power Station' Coal Sector triple grey	119.00
SOUND FITTED		

R3067	Brush Class 31 Diesel Locomotive, 31256 in British Rail standard blue	139.00
R3063	Midland Railway Compound, 1000 in LMS maroon	75.99
R3060	A1 Class Loco, 60163 'Tornado' BR lined Apple Green	65.00
R3048	Class 08 Diesel Shunter, 08673 'Piccadilly' Intercity grey	69.00
R3019	Grange Class 4-4-0, 6845 'Paviland Grange' in BR late green (W)	1124.49
R3017	Patriot Class Loco, 45535 'Sir Herbert Walker KCB' BR early gr	104.50



R3010	King Arthur Class, 'Sir Sagamore SR' mousell gr, 8 Wheel Tender	137.49
R3006	BR (ex GWR) 2-8-0 28xx Class, 3864 in BR early black	104.75
R2948x	A4 Class 4-6-2 Loco, 60022 'Mallard' BR late green livery, DCC FITTED	179.99
R2921	817/1, 4-6-0 Loco, 61637 'Thorpe Hall' BR early green	119.00
R2922	817/1, 4-6-0 Loco, 61650 'Grimsby Town' BR late green	119.00



PRE-OWNED HORNBY OO GAUGE

R2558	Hawthornthwaite County Class, 1007 'County of Brecknock' BR early black	179.49
R2225	Princess Class, 6207 'Princess Arthur of Connaught' in LMS Maroon	139.49



R2036	A3 Class, 60075 'St Francis' BR Experimental Blue	179.49
R2066	Fowler 4F 0-4-0 Tender Loco, 44331 in BR late black	169.99
R2164a	J83 Class 0-4-0 Tank Locomotive, 8481 in LNER lined Apple Green	149.49
R2172	Train Pack, 2P Loco LMS black with 3 Stonier Coaches	105.49
R2168	J13 Class 0-4-0 Tank Locomotive, 1226 in LNER lined Apple Green	49.49
R2381	Collett (GWR) 14xx Class 0-4-2 Tank Loco, 1419 in BR plain green	59.49
R2064	Dean, Class '2301' 0-4-0 Tender locomotive, 2468 in Great Western green	75.49
R2145	Standard Class 7 'Britannia', 4-6-2 Loco, 70050 'Firth of Clyde'	79.49
R2745	Schools Class, 902 'Wellington' Southern Railway malachite	89.49
R2975	Britannia Class, 70000 'Britannia' in BR plain lined black Special Edition	123.00
R2273	817/4 Class, 61663 'Everton' in BR late green (point chip to buffer beam)	56.00
R2959	BR (ex LNER) L1 Class 2-6-4 Tank Loco 67717 in BR Apple Green	115.00
R2548	Grange Class, 6816 'Frankton Grange', BR early black (W)	179.00
R2174	County Class (4-4-0) 1022 'County of Northampton' BR early black	79.00
R2726	Rebuilt Patriot Class, 45536 'Private W Wood VC' BR early green	95.00
R3039	Class 67 Diesel Loco 67018 'Keith Heller' in DB Schenker red	129.99

NEW HELJAN LOCOMOTIVES

4050	O Gauge, Class 40 Diesel Loco in BR green with sm yell panel & discs	499.99
8800	AC Railcar in BR green with speed whiskers - NEW	109.49
1503	Class 15 8-Bo Diesel Loco, DB233 in BR green SYP	197.50
1601	Class 16 8-Bo Diesel Loco, DB400 in BR full green livery	109.00

1716	Class 17 'Clayton' Diesel Loco, DB585 in BRs green SYP	192.49
2320	Class 23 'Baby Deltic' Diesel, DB590 in BR gr (ex works), with Discs	105.49
2608	Class 26 8-Bo Diesel Loco, DB539 in BR gr SYP	192.49
3410	Class 26 Diesel, New Tooling various in stock	199.00
3410	Class 33/9 8-Bo Diesel Loco, All New Tooling various in stock	197.00
4005	Prototype Co-Co Diesel Loco, No DB260 'Lion' in white	109.00
4010	EE Prototype Co-Co Diesel Loco, 'DP2' original BR plain gr	110.00
8705	Waggon & Maschinenbau Railbus, E79961 in BR green livery in Glass ex works	195.00

89xx Class 128 DPU, most versions are available, blue/green/red/whitewall etc



NOTE: NEW Heljan GUV's now in stock full range

NEW REALTRACK LOCOMOTIVES

144-11	Class 144 2 Car DMU, 144012 Northern Night Blue (Current Livery) including Metro & ST Travel Logo's	110.00
144-14	Class 144 2 Car DMU, 144009 West Yorkshire PTE 'METRO' Red & Silver livery with ARKIVA Branding	110.00

NEW DAPOL OO LOCOMOTIVES



4003005	Class 52 Diesel, D1072 'Western Glory' BR Blue	119.00
4003001	Class 52 Diesel, D1029 'Western Legionnaire' BR Maroon SYP	119.00
4003007	Class 52 Diesel, D1012 'Western Firebrand' BR maroon	119.00
D10006	Class 22 Diesel, D4316 BR green syg - split headlights	119.00

NEW DAPOL N GAUGE LOCOMOTIVES

2608000	A4 Class 4-6-2 Loco, 60019 'Britannia' BR green livery late crest to the tender	110.00
---------	---	--------



2608003	A4 Class, 4-6-2 Loco, 60004 'William Whitelaw', BR blue	110.00
2607005	Pannier Tank 0-6-0PT Loco, 197 in London Transport maroon	169.00

NEW MURPHY MODELS LOCOMOTIVES

233	201 Class Co-Co Diesel, 233 'River Class' in Enterprise livery NEW	129.00
-----	--	--------

MM0086	Class 071 GM Co-Co Diesel Loco, DB6 CIE Orange & Black livery	135.00
mm141A	GM Class 141 8-Bo Diesel Loco 8141 in Irish Rail Black & orange	105.00

BACHMANN LOCOMOTIVES OO GAUGE



32-938	Class 150/2, 2 car DMU in Northern Rail livery	149.49
32-928	Class 150/1, 2 car DMU in Provincial livery	149.49
32-927	Class 150/1, 2 car DMU in Great Western	149.49
31-678	Class 85 8-Bo Electric Loco, 85026 in BR blue	112.49
31-266	Motor Luggage Van (MLV) in BR green SYP	139.95
31-995	LMS 10000 class co-co Diesel Loco, 10000 in BR Brunswick green	199.95
32-817	Class 47 Diesel Loco, 47745 'London Society for the Blind' in RES red	109.45
31-656d	Class 47 Diesel, D1667 'Thor' in BR two tone green, DC Fitted	113.00
31-527	Class 105 2 Car DMU, BR Green SYP destinations 'Manchester Victoria & Rochdale'	199.89
32-480d	Class 40, Diesel Loco D211 'Mauritania' BR green, DCC SOUND	129.99
31-002	Robinson Class 04, 2-8-0 loco 33635 in BR early black	112.49
31-146	D11 Class 4-4-0 Loco, 62663 'Prince Albert' in BR early black	119.49
31-338	D11 Class 4-4-0 Loco, 62682 'haystack Of Bucklaw' In BR black	119.49
30-325	First World War Ambulance Train Pack (GWR City Class 4-4-0 Loco City Of Birmingham in khaki + 3 Midland Coaches	149.49
31-087d	Class 9003 4-4-0 Loco, 3200 in GWR Green	135.49
31-931	LMS Compound 4-4-0 Loco, 1189 in LMS Black	125.00
31-012	Midland Class 7F 2-8-0 (S&D) 53808 in BR late black - Weathered	125.00
31-086	GWR Earl Class 4-4-0 Loco, 9017 in BR early black	119.49
32-586	Ivatt Class 2 2-6-0 Loco, 43154 Early BR Black	139.49
25-201d	Special Boxed set, Jubilee and union jack Class 47 Limited Edition	229.49
31-1507	Sy Ed two loco set, Jubilee 'Sanspareil & Novelty' in wooden case	225.00
31-1507	Sy Ed set, 'Spanish Armada', Jubilee - Armada & 'Howard of Effingham'	225.00
32-254	WD 'Austerity' 2-8-0 Loco, 3085 in LNER plain black livery	110.00
32-200	WD Class 57xx 0-6-0PT Heavy Pannier Tank Loco, 9643 in Great Western gr	64.49
32-137	Class 4575 2-6-2T Prairie Tank Loco, 5500 BR early black	69.49
31-930m	Midland 1000 Class Compound 4-4-0 Loco, 1000 in Midland lined crimson	130.00
31-952b	A4 Class 4-6-2 Loco 4468 'Mallard' in LNER Garter Blue, DCC Ready	125.00
32-551	A1 Class 4-6-2 Loco, 60158 'Aberdonian' BR late green	115.00
31-050A	J72 0-6-0 Tank Loco 8680 in LNER Apple green	159.49
32-129A	45xx Class Prairie 2-6-2T Tank Loco, 4545 in BR early black	134.49
31-464	C Class 0-6-0 Loco & Tender, 593 in Southern Black	112.95
31-962x	A4 Class Loco, 2510 'Quicksilver' LNER Black L/E	149.00

Along Classic Lines stock a wide range of Train and Bus models, please call 0161 614 1099 for more information and availability, 18 Cedar Drive, Urmston Manchester M41 9HY. Callers strictly by appointment only please



SAVE £s WHEN BOOKING ADVANCE

ADULT (Save £3*) £9

CHILD (5-16 yrs) (Save £1*) £7

PLUS: GAIN 30MIN EARLY ENTRY

OCTOBER 10/11 2015

HERITAGE MOTOR CENTRE, GAYDON, WARWICKSHIRE CV35 0BJ

FEATURING:

25+ WORKING LAYOUTS from the pages of *Hornby Magazine* including:

**OKENSHAW • NORTH OF ENGLAND LINE • ACKTHORPE
REDFORD JUNCTION • SHORTLEY BRIDGE AND FELTON CEMENT WORKS**

Practical demonstrations for hands on advice and inspiration

A wide selection of top quality traders and manufacturers

Check website for full list of layouts, demonstrations and exhibitors

FREE Access to the Heritage Motor Centre.

FREE On-site parking.

FREE Courtesy bus from Leamington Spa railway station (Saturday only).

**ON THE DAY PRICES: Adult: £12 • Concessions: £10 • Child (5-16 yrs): £8
Children under 5: FREE • Family (2 adults, 3 children): £34**

Children under 16 must be accompanied by an adult at all times.

*Savings against HMC on-the-day ticket prices. Deadline for advance ticket orders 2 October 2015.

Visit: www.grealelectrictrainshow.com or call: 01780 480 404

Advance Ticket Holders: Express lanes in operation. Entry from 9.30am.

Opening Times: Saturday October 10: 10am to 5pm AND Sunday October 11: 10am to 4pm.

Brought to you by **HORNBY** **KEY**

Mercian Models


Locomotive, coach and wagon kits in scales ranging from HO to Gauge 1.

GWR 14XX/58XX in 7mm, 10mm and 1/32 scales
 Kits available in HO, OO, O and Gauge 1. Kits available in 3.5mm to 10mm scales - send for a list of availability or visit our new website at www.mercianmodels.tv



1a Market Way, Hagley, Stourbridge DY9 9LT
 email: mercianmodels@hotmail.co.uk

Visit → scalescenes.com
 Download → Print → Build



The home of quality downloadable card model railway kits since 2005

NEW Low Relief Factory
 Available in five different brick colours ONLY £3.99

Wide range of doors
 Card kits that pass closer inspection

Optional loading dock and awning

View our large range of N and OO kits and texture sheets

Buy once unlimited prints

[scale scenes .com](http://scalescenes.com)

GALACTIC Models



Release the inner modeller in you!

Derby's Specialist Model Shop:
 Railway OO & N, Die-Cast Models, Plastic Kits, Tools, Slot Cars, Table Top Gaming, Scenics, Paints & Glues.

4 The Strand Arcade, Derby

01332 344033 www.galacticmodels.co.uk

We support www.dcc.org

122 WEST ST Faversham, Kent. ME13 7JB
 Tel. 01795 531666 www.hobb-e-mail.com
 SMS Text no. 07889 818727

THE HOBBY SHOP Est. 1968

BUSCH Feldbahn - large range in stock



BACHMANN, BREKINA, BUSCH, DAPOL, FLEISCHMANN, HELJAN, HERPA, HORNBY, IWATA, METCALFE, PECO, PREISER, RATIO, REALTRACK, ROCCO, SUNDEALA and much more

N Gauge Coach Lights Now Available!

Easy-Fit Sound & Lighting

Add real sound & lighting to your layout!

NEW Automatic Coach Lights for any Coach
 Easy fit - motion activated - no wiring, no pickups, no flickering



Now Available in N!



Now Available in N & OO - from under £20 complete

NEW Fit real sound in your train - only £40!
 Tiny motion controlled sound capsule and battery - no wiring



Diesel & Steam Now Available!



Works on both DC & DCC! Steam, Diesel, Goods....
 Easy Fit - no wiring, no Pickups, no Switches, no Soldering
 Ask for free guide to fitting SFX Sound into N gauge

Available direct from www.dcpexpress.com & model shops
 Order by 3pm for same day First Class despatch

Train-Tech
 Model Technology Made Easy

FREE BROCHURE FREE

DCP Express
 Bryon Court
 Bow Street
 Great Ellingham
 NR17 1JB, UK

01953 457800 / www.Train-Tech.com
 £4 UK P&P - but this month quote HB315 for £2 off postage! 

UK TOY & MODEL AUCTIONS LIMITED

Specialist Auctioneers of Toys and Models



OUR NEXT AUCTION IS ON
MONDAY, 2nd MARCH, 2015
 at Craxton Wood Hotel,
 Parkgate Road, Ledsham, Near Chester CH66 9PB
 Viewing 9.30 a.m. - 11.30 a.m. Auction starts 11.30 a.m.

600 LOTS including: Wrenn, Hornby Dublo, Hornby, Bachmann, N Gauge, Dinky Toys, Corgi, Matchbox, Buses to include Sunstar, EFE and Corgi OOC, Model Soldiers, Commercial Vehicles, Books Etc.

THINKING OF SELLING YOUR COLLECTION?
TOYS & MODELS WANTED

For confidential help or advice telephone:
Barry Stockton 0151 334 3362
or Tony Oakes 01270 652773
 Catalogue £3.50 (includes postage) available from:

UK Toy & Model Auctions Ltd.
 46 Wirral Gardens, Bebington, Wirral, Merseyside CH63 3BH

CATALOGUE AND MORE INFORMATION ON OUR WEBSITE:
www.uktoyauctions.com

ONLY 15% COMMISSION (INCLUSIVE) ONLY 15% COMMISSION (INCLUSIVE)

Numbers you can trust

All too often advertisers accept publisher's statements on their performance. Our ABC Certificate shows we have been independently audited and gives credibility to support our claim.

Justify your marketing spend and get the exposure you've been promised. As you can see from our ABC Certificate our circulation is 35,415 for the period 1st July to 31st Dec 2013.

See it, believe, trust it

To advertise, call Matt Tipton on 01780 755131 or email matt.tipton@keypublishing.com



For more information visit www.abc.org.uk or email info@abc.org.uk

HORNBY
magazine

Roxey
MOULDINGS

58 Dudley Road, Walton-on-Thames,
Surrey KT12 2JU Tel: 01932 245439

Online Shop: roxeymouldings.co.uk

VISA/Mastercard/Maestro/Switch accepted



Frecclesham-Newport MRS

Loco Kits
in 4mm & 7mm Scales
Coach Kits
in 4mm & 7mm Scales
Wagon Kits
in 4mm & 7mm Scales
Wheels & Accessories
in 4mm & 7mm
Mashima Motors &
Gearboxes for 4mm & 7mm
Tenshodo Motor Bgies
& Motors
Ixion 0 Gauge Locos
Markits/Romford
Wheels & Accessories
Price List A5 SAE

Coach Kits in 0 & 00 Gauges

DCC Supplies
Excellence in model control

E-Mail: info@dccsupplies.com Website: www.dccsupplies.com
Telephone: 0845 224 1601 OR 01905 621 999

- We take the time to find the product for you.
- Our own range of innovative products.
- We stock everything you will need.
- DCC installations for any gauge.
- Expert friendly customer support.
- Informative DCC workshops.
- Teaching you the facts since 2006.
- Visit us at our shop and try the demo facilities.

Shop Opening Times:

Mon - Wed 10am - 6pm
Thursday 12pm - 6pm
Friday 10am - 5pm
Saturday 10am - 4pm
Visitors Welcome.

Phone Opening Times:

Mon - Thurs 10am - 6pm
Friday 10am - 5pm



Find us on:
facebook.



The
Complete
Digital
Service

Unit 17A, Top Barn Business Centre, Holt Heath, Worcestershire, WR6 6NH

EXPERIENCE THE ULTIMATE IN CONTROLLER TECHNOLOGY

£69
PLUS £4.80 P&P

£115
PLUS £6.90 P&P

£69
PLUS £4.80 P&P

£129
PLUS £6.90 P&P

The Vortrak four track and Vector twin track for 00/HO/N/009 (1amp per track), the Vesta N twin track is dedicated N gauge, the Vanguard for 0 gauge is twin track (2.5amp per track). Each controller has state of the art design, offering very best performance capability. Slow and fast speeds are superb. Internal separate transformers for each track from 220/240 AC mains. The Vector and Vesta for N also have 2 x Hand Held controllers with 2.5mtr leads plus a 12V DC accessories output, the Vortrak and Vanguard each have 2 x 5mtr Hand Held's plus the Vortrak 2 x 12V DC accessories and the Vanguard 1 x 12V DC accessories. Each controller has a sloping front desk type dark grey enclosure. On board CDU for point motors.

Fully tested
and guaranteed
for 5 years

For full details or to order online visit
www.morleycontrollers.com
(Secure order site)

or telephone Morley Controllers on 01704 533 116
(Overseas enquiries +44 1704 533 116)

Morley Controllers – Choose the best!



PO Box 501, Southport, PR9 9ZL
Email enquiries: jet@morleycontrollers.com


Also at PO Box 1230, Wangara BC, Perth, Western
Australia 6947 Tel: (08)930 56358. <http://aus.morleycontrollers.com>



BTVR
ESTABLISHED 1959

PETER'S SPARES

**MODEL RAILWAYS
LIMITED
MAIL ORDER & REPAIR
SPECIALISTS**



- ❖ New & Used Hornby Spare Parts
- ❖ Our own spare parts made in China
- ❖ Locomotives and Rolling Stock
- ❖ Plastic Kits, Paints, Tools & Glues
- ❖ Digital Decoders & Controllers
- ❖ Locomotive Detailing parts
- ❖ Mega Steam Smoke Fluid
- ❖ Tracks & Train Sets
- ❖ We have it all at Peters Spares



NEW & USED MODEL RAILWAYS

Specialists in Model Trains since 1994 - Servicing, Repairs & DCC Decoder Fitting
2J Brighthouse Business Village, Riverside Park, Middlesbrough, Cleveland TS2 1RT

Tel: 01642 909794

Open Mon-Sat 10am - 5pm

Web: www.petersspares.com

Email: sales@petersspares.com



Why spend £80, £90, £100 + on a Static Grass Applicator?

take a look below ...

fmr Static Grass
Applicators & Starter
Kits from £25.99 + p+p

Helping the modeller
create realistic layouts

Static Grass (25gm Bags)	
1mm Spring, Summer, Autumn/Winter Mix	£2.85
2mm Spring, Summer, Autumn/Winter, Patchy Mix	£2.85
4mm Spring, Summer, Autumn/Winter, Patchy Mix	£3.50
6mm Spring, Summer, Autumn/Winter Mix	£3.75
10mm Spring, Summer, Autumn/Winter Mix	£3.95

TRADE ENQUIRIES WELCOME

See website for more info

LIFECOLOR
ACRYLIC HENRY COLORS

Paints & Sets
individual pots
available

Build, Supply,
Service & Repair in
most gauges

Tools for modellers

Water Based
Primer Surfacers
Master
PRIME

Finescale
MODEL
WORLD

Railway Kit Building
most kits undertaken: Martin Finney, JLTRT,
DJH, David Andrews and many more
contact us with your requirements for prices

01902 650077

www.finescalemodelworld.co.uk



A C Models

Tel: 02380 610100 www.acmodelseastleigh.co.uk

We have now expanded to number 9 High Street
and our Spares Department & Games Workshop at number 7 is now open
Visit us at www.acmodelspares.co.uk
New R/C Dept now open

Your one stop shop for the model enthusiast, selling brand new and near new model trains, slotcars,
sets, and diecast toys at very special prices direct from our website or our shop in Eastleigh.

Stockists of

SCALEXTRIC

HORNBY

AIRFIX

SPECTRUM

PECO

AIRFIX

LEADER

and much more

VISA

PayPal

MasterCard

7/9 High Street, Eastleigh, Hants SO50 5LF

email: info@acmodelseastleigh.co.uk Closed Weds, Sat.

'OO' RAILWAY DISPLAY CASES

'OO' Gauge Display Case

- Base made with green baize
- Peco track and ballast
- Black wooden frame
- Black baize underside
- Clear acrylic seamless top

£38.00 plus £5.00 p&p



Classic Lines
LOCOMOTIVE DISPLAYS

Email: classiclimes@jcbdesign.co.uk
Tel. 07971 520754
45 Arundel Road, Southport, PR8 3DA.

Southern Office and Showroom
15 Liberty Close, Woolsbridge Ind. Park,
Three Legged Cross, WIMBORNE, Dorset, BH21 6SX
Tel: 01202 828308 - Fax: 01202 829706
E-mail: southsales@ayrey.co.uk

JOHN AYREY
DIE CASTS LIMITED



Head Office and Main Showroom
Bentley House, 202 Market Street, SHIPLEY
West Yorkshire, BD18 2BY
Tel: 01274 594119 - Fax: 01274 531505
E-mail: ayrey@msn.com - Web: www.ayrey.co.uk

WE ARE 'TRADE ONLY'
RETAIL CUSTOMERS PLEASE CONTACT
A LOCAL MODEL SHOP OR VISIT OUR
WEBSITE - WWW.AYREY.CO.UK

B-T Models 1:76 SCALE 'OO'



B201A - BRISTOL MW SERVICE BUS
'EASTERN COUNTIES' circa 1959 - 1974
'CROMER - 758'



B201A - BRISTOL MW SERVICE BUS
'EASTERN COUNTIES' circa 1959 - 1974
'IPSWICH - 204'



B202A - BRISTOL MW SERVICE BUS
'CROSVILLE' circa 1960 - 1976
'WANTWICH - K45'



B202A - BRISTOL MW SERVICE BUS
'CROSVILLE' circa 1960 - 1976
'BLAENAU FFEITHIOG - R28'

B-T Models

THE 1:148 SCALE 'N' RANGE CONTINUES TO GROW!



N023 - FODEN DG & LOW LOADER TRAILER 'G.W.R.' circa 1946 - 1950



N050 - LEYLAND FG CREWBUS
'BRITISH RAIL' circa 1974 - 1984



N055 - LEYLAND FG INTEGRAL VAN
'BRITISH RAILWAYS' circa 1960 - 1970



N059 - LEYLAND FG INTEGRAL VAN
'RAIL EXPRESS PARCELS' circa 1969 - 1975



NAN006 - LEYLAND ATLANTIC
'MAIDSTONE & DISTRICT' circa 1992 - 1995



N043 - LEYLAND FG INTEGRAL VAN
'RAILFREIGHT' circa 1969 - 1974



N046 - LEYLAND FG CREWBUS
'BRITISH RAIL' circa 1967 - 1977



N040 - FODEN DG & LOW LOADER TRAILER 'BRITISH RAILWAYS' circa 1949 - 1957

1:148
SCALE
'N'



THE BIRTH OF AN EXCITING NEW RANGE

SUPERB NEW 'OO' RAILWAY RANGE - COMING SOON!
THE FIRST LOCOMOTIVES WILL BE RELEASED LATER THIS YEAR
- THE ADAMS RADIAL IN BR (EARLY & LATE) & LSWR LIVERIES -

OR76AR001 - ADAMS RADIAL 30583 - LATE BR LIVERY - SRP £99.95
OR76AR002 - ADAMS RADIAL 30584 - EARLY BR LIVERY - SRP £99.95
OR76AR003 - ADAMS RADIAL 488 - LSWR LIVERY - SRP £99.95

FEATURING: 5 POLE SKEW WOUND MOTOR - DCC READY (8 PIN)
- LOW GEARED FOR PROTOTYPICAL SPEED - SPRUNG BUFFERS -
- WEIGHTED CHASSIS FOR GREATER TRACTION - NEW COUPLINGS -
- PICK-UPS ON ALL WHEELS - DETAILED CAB INTERIORS -
- ALL OVER SPRAYED WITH PRECISION PRINTING -



OR76MW001 - 7 PLANK RCH MINERAL WAGON
'FEAR BROS, STAINES' No.95 - SRP £8.95



OR76MW002 - 7 PLANK RCH MINERAL WAGON
'LEAMINGTON PRIORS' No.10 - SRP £8.95



OR76MW003 - 7 PLANK RCH MINERAL WAGON
'E.WELFORD & SON, OXFORD' No.44 - SRP £8.95



OR76MW004 - 7 PLANK RCH MINERAL WAGON
'WEYMOUTH & DIST. CO-OP' No.16 - SRP £8.95



OR76MW005 - 7 PLANK RCH MINERAL WAGON
'COVENTRY COLLIERIES' No.217 - SRP £8.95



OR76MW006 - 7 PLANK RCH MINERAL WAGON
'ARLEY COLLIERY' No.286 - SRP £8.95

WE HAVE 'TRADE ONLY' CASH AND CARRY SHOWROOMS IN WEST YORKS & DORSET - OR WE CAN DELIVER TO ANYWHERE IN THE UK OR WORLDWIDE
- THE UK'S LEADING DIE-CAST WHOLESALE -

WANTED

MODEL RAILWAY & COLLECTABLES

Top Prices Paid

*For all makes, all
gauges and live steam,
aeroplane kits, boats,
die cast etc.*

Instant cash paid

Will travel to collect



01945 429252
07723 336344
email: dbmodels@live.com

28c Europa Way, Wisbech, Cambs, PE13 2TZ

Durham Trains of Stanley



"more than just a model shop"

Opening hours: Mon 09.30-17.00, Tue 09.30-17.00 Wed Closed,
Thu 11.00-19.00, Fri 09.30-17.00, Sat 09.30-17.00, Sun Closed
6 Station Road, Stanley, Co. Durham, DH9 0JL
Tel: 01207 232545
www.durhamtrainsofstanley.co.uk
Email: sales@durhamtrainsofstanley.co.uk

OSBORN'S MODELS

7 Honestone Street, Bideford, N. Devon, EX39 2DL (01237 423453)

OSBORN'S MODELS
EXCLUSIVE
GWR



HINDERTON HALL
5900

www.osbornsmodels.com

all major credit cards accepted
and **PayPal**

VISA American Express MasterCard

Plastruct



Please ask your model shop for genuine
Plastruct fineline Styrene structural shapes.

Range contains over 70 shapes
including: Angles, I-Beams,
Channels, Columns, Deep Channels,
Tees and Z Sections, Round,
Rectangular and Square Tubing,
Plastic Strips and Sheetting,
Scale Ladders, Stairs and
Railings, Open Web Trusses.

Essential for all scratch
model makers.

www.plastruct.co.uk

www.expressmodels.co.uk

LIGHTING SPECIALISTS

'THE LIGHT AT THE END OF THE TUNNEL'

We manufacture 4mm scale working Gas type Lamps, along with
Modern Image Depot Lamps and Buffer Stop Lamps. We make our own
range of working Traffic Lights and Barrier Warning Lights. We also
stock Viessmann working street & Station Lamps. Add realism to your
layout with working Colour Light Signals. We stock the excellent range
of Traintronics and Offline Signals.

Visit our website which has secure online shopping
Please send £3.00 for our 50 page catalogue which lists our full range.

**EXPRESS MODELS, 65 CONWAY DRIVE, SHEPshed,
LOUGHBOROUGH, LEICS LE12 9PP**

Tel: 01509 829008 Fax: 01509 560878
Email: sales@expressmodels.co.uk

VISA American Express MasterCard

Basingstoke Model railway show 2014

14th and 15th March Sat 10-5 Sun 10-4

Aldworth Science College
Western Way, Basingstoke, RG22 6HA

**25 layouts & Over 20 Traders
+ Children's Layout**

5 halls!
Refreshments & free car park
See website for buses



Adults & Seniors £5
Children £4

www.hants.org/bnhmrs
Tel: 07554 010054

MODEL RAILWAY EXHIBITION

the friendly show!

1 Introducing
Two new layouts
from the club.


2 Photo Exhibition
'The former Railways
of South Tyneside.'
See our website

**SATURDAY 14th
AND SUNDAY 15th
MARCH 2015**

SATURDAY 10am - 5pm
SUNDAY 10am - 4pm

ADULTS	£5.00
CHILDREN	£2.00
FAMILY	£12.00

(A FAMILY TICKET INCLUDES 2 ADULTS & 2 CHILDREN)



PERTH GREEN
MODEL RAILWAY CLUB
JARROW
www.perthgreenmrc.org

PERTH GREEN COMMUNITY CENTRE
INVERNESS ROAD JARROW NE32 4AQ



Up to 25% off C&L / Carr's TRACK, KITS, BALLAST & FLUXES

ALSO - CHECK OUT OUR PECO PRICES - BIG DISCOUNTS
N Gauge, OO Sctrack & Streamline, O Gauge, SM-32, G-45 & Gauge 1

C&L Flexitrack – SALE prices

OO, EM, P4 (Hini Nickel Silver of Steel)
Box of 25 lengths of 1 x metre. Normally £121
Now 25% off – **only £90.75.**
One metre £4.40 (instead of £5.50)

O (F7) (Hini Nickel Silver of Steel)
Box of 8 lengths of 1 x metre. Normally £55
Now 25% off – **only £41.25.**
One metre £6.30 (instead of £7.90)

Carrs' – sample of SALE prices

Baseboard Alignment Dowels

Usually £8 – **now £6.50**

Ballast our own make with scale sized pieces

Light/Dark Grey, 2mm, 4mm, or 7mm

Large (usually £9) **now £6.75**

Small (£5.50) **now £4.40**

PECO – sample prices

Our normal low prices!

'OO' - SL100 or SL100F - Box c.100
or c.75 flexi wood - **£63.95**

SL80 Single slip c. 100 **£26.95**

SL192 Small Radius c.75 **£9.95**

LK55 Turntable **£38.95**

LK32 Tunnel **£7** LK33 Bridge **£7**

'N' - SL300F 1 x yard c.55 - **£2.85**

SL300 1 yard c. 55 - **£2.60**

Code 55 SLE380F Single Slip **£29.95**

SLE399F 3-way **£25.95**

'O' - SL700BH Box code 124 - **£67**

SL700FB Box c.143 - **£70.00**

SLE791/2 'O' Med t/outs **£37.95**

See website or phone for full list

Build your own C&L track? **SALE 20% OFF 'KITS'**

We supply 'easy to build' Turnouts Kits. Ideal for beginners.

Parts 'ready made' – just glue kit together for prototypical looking turnout.

Full range including D/Slips & 3 Way in OO, EM, P4 & O.

NEW – N Gauge Build your own flexi or turnouts A5/B6/B8/Diamond

Visit our Shop at:
Aran Lodge, Severn Rd.
Hallen, BRISTOL, BS10 7RZ
Mon – Thursday 9am – 4pm

C&L Finescale Modelling

www.finescale.org.uk Tel: 01179 505 470



"High quality products using British materials.
All our kits are proudly made in Britain."
www.lcut.co.uk

Full manual and assembly
videos available on our website!

Introducing LCC Modelling System (OO gauge):

Station series



From
£12.99

Signal box series



From
£2.49



From
£3.99



From
£2.49

Industrial series

Scratch build aid

Visit our website to see full range of products and spare parts

* Prices shown do not include postage & packaging.
Assembly required, all bundles require glue and paint to assemble.

SouthWest digital

Distributor
for the UK
ESU
Trade welcome

As real as it gets!

New range of GWR Sounds

Close your eyes and
you're there!

UDRIVE

responsive sound algorithm

The highest quality sounds in all
gauges. A wide range of responsive
steam and diesel sounds developed
for the all new **UDRIVE**



Crystal clear digital sound

Test drive the latest loco sounds with
stunning clarity at SWD – call now for
more info

T: 01934 515382 **info@swd4esu.co.uk**
www.southwestdigital.co.uk

YouChoos DCC Sound

LET'S MAKE SOME NOISE!
...with the biggest range of
authentic British sounds
on the best decoders



Did you know, we also make lamps, lighting, connectors and lots more?



Seuthe Smoke

Lit Buffers

Firebox Glow

Coach Lighting

Mini Connectors

Passengers

Stay-Alives

Loco Lamps

0844 7725052

www.YouChoos.co.uk

john@youchoos.co.uk

Illustrated Catalogues Including Post
 00.009 (1/78th) Full Colour £5
 N (1/148th) In Colour Full Colour £5
 O (1/143rd) In Colour Full Colour £4
 Mail Order By Return P+P £4, over £40 Post Free
 Unprinted metal kits - glue with epoxy glue (£5.75)

LANGLEY MODELS

166 Three Bridges Road, Crawley, Sussex, RH10 1LE
 Tel: 01293 51 6329 Fax: 01293 403955 www.langleymodels.co.uk

OO Scale Vertical Boiler and steam water pump £14.95
 ...frogmen / Scuba divers £4.95 loads of kits in our catalogue

6 Station Staff and Sack barrow £5.50

Painted 2 Wooden Barrels Weathered	£ 4.65	4 Seated lying down drunks	£ 4.20
Painted Lifebelts and Stands	£ 8.35	4 drunks/wine's dancing, pukeing, peeing and sleeping	£ 4.20
Painted Mangle, tin bath and bucket	£ 8.80	6 1950's Station figs guards fat controller porter etc	£ 5.50
Painted Sundial, bird bath & flower pots	£ 8.35	6 ass Gravediggers. Pick, shovel and lamp holders	£ 5.50
Painted Water Butt and 4 Flower Tubs	£ 8.95	Canadian Canoe and 2 paddling figs	£ 5.95
Painted Private Sliding Gate	£ 10.35	Canadian Canoe padding and resting figure	£ 5.95
Painted Small 5 Bar Gate	£ 6.75	3 Deep-sea Divers, 2 helpers, compressor	£ 5.65
Painted 10 Chimney Pots (terracotta)	£ 4.10	3 x Kids / R.C. Toys, 1 adult launching plane	£ 5.50
Painted Milkman & Milk Cates	£ 9.65	6 Kids, 4 with skateboards, 2 rollerskates	£ 5.50
Painted Loco Crew 2 x Diesel Drivers	£ 5.25	1 x Windsurfer and figure	£ 4.45
Painted Loco Crew 2 x Diesel Drivers	£ 5.25	3 Surfers, 2 surfing one waxing board	£ 5.50
Painted Waterfowl - swans and ducks etc	£ 10.10	4 Hunting figs & 2 'gun dogs' with pheasant	£ 5.50
Painted Pigs / piglets and feeding trough	£ 8.35	6 Assorted People with Umbrellas	£ 5.55
Painted 5 Assorted Firemen Action Figs	£ 11.35	6 Assorted Ambulance/Paramedics	£ 6.55
Painted Modern Firefighters (brown uni's)	£ 11.35	2 Assorted Mobility Scooters and Figs	£ 5.70
Painted 1970/80's Firefighters (blk/yellow)	£ 11.35	Council/Municipal Figure and rubbish cart	£ 4.50
Painted Picnic and lounging figures	£ 13.20	Cider/Fruit Press Figure and demijohns	£ 5.50
Painted Rowing Boat and Fisherman	£ 10.55	C.C.T.V. Cameras (3 wall and 1 post mounted)	£ 4.60
Painted Rowing Boat and rowing figure	£ 10.30	Policemen in various positions	£ 4.75
Painted 4 Wheelie Bins (2 grey 2 green)	£ 7.80	Assorted Agricultural Tools & Equipment	£ 4.00
Painted 2 x Canoes/Kayaks + figures	£ 10.95	Ass Industrial Tools & Equipment	£ 4.00
Painted 6 Assorted Chickens	£ 5.70	Platform Machines (tickets chocolate weighing scales)	£ 5.50
Painted 8 assorted Seagulls	£ 8.95	Ind Machine. Mill & Pillar Drill	£ 5.95
Painted 6 assorted Cats	£ 6.95	Ind Machine Lathe & vertical sander	£ 5.95
Painted Foxes hares & rabbits	£ 9.15	Ind Machine Fly Press & Pillar Tool Grinder	£ 5.15
Painted Wild Animals	£ 9.45	2 Wheelchairs Patients and 2 pushing	£ 5.10
Painted Wild Birds	£ 9.45	Scuba Diving Equipment	£ 4.25
Painted 6 Doves & Pigeons	£ 9.95	Scuba Divers / frogment x 4	£ 4.95
Painted 4 x Rock Climbers	£ 9.95	Vertical Boiler & Steam Water pump/tlywheel	£ 14.95
		Vertical Boiler only	£ 9.85

Cricket Figures £5.95 (00 £9.40) Sight Screen & scoreboard £5.95 (in 00 screen £7, scoreboard £4.10)

N Scale

Leyland Beaver flatbed lorry 1949-70's	£ 8.00	Atkinson Ballast Box & Generator	£ 8.55
Leyland Beaver 3 way Tipper 1949-70's	£ 8.20	Task 35-40 ton Low Loader beaver ball	£ 8.30
Coal cart - horse drawn	£ 5.80	A4 Motorcycle & Sidecar and riding fig	£ 4.10
Brewery Dray - horse drawn	£ 5.95	RAC Motorcycle & Sidecar incl transfers	£ 4.10
Railway Delivery lorry 5 ton 2 horse	£ 5.95	Lifebelts & Stands	£ 3.70
Ruston Bucyrus 1988 face shovel 37-55	£ 15.20	12 Chimneys (round/tapered/Hexagonal)	£ 3.20
19-RB dragline/dam bucket/demo 37-55	£ 22.55	Welding Figures & Equipment	£ 4.30
AEC Mercury tractor & low loader 50's	£ 9.15	2 Relaxed Loco Crew	£ 1.70
AEC Mercury tractor & flatbed trailer 50's	£ 8.00	5 x Gardeners & Equipment	£ 4.60
AEC Mercury 3 way Tipper 1950's	£ 8.20	Flower pots and tubs & gardening equip	£ 4.95
AEC Marshall/Mammot Major flatbed	£ 8.20	7 x Figures in working poses	£ 4.60
Leyland Beaver & low loader 1947	£ 9.15	9 x Ass Standing Station figures	£ 4.80
22-RB Face Shovel Crane 55onwards	£ 15.25	Gantry Hoist	£ 5.05
22-RB Dragline/Demolition Crane 55 on	£ 22.60	New Gibbet Crane (wall or floor mounted)	£ 4.30
22-RB Lattice Crane & Fly Jib 55on	£ 23.85	Air Compressor and Electricity Generator	£ 6.40
22Ship Bulldozer Circ 1960's	£ 12.15	4 pallets & hydraulic pallet truck	£ 4.15
Preistman Hydraulic Excavator	£ 15.20	Beehives and bee-keepers	£ 4.30
Barber Green Aggregate Loader	£ 12.75	6 Bulk Building Bags	£ 3.70
Austin LD Ambulance	£ 6.30	Band Stand	£ 9.20
Leyland 8 wheel Bulk Tanker	£ 9.60	Air Conditioning Cabinets (2 wall, 4 floor)	£ 3.40
AEC 8 wheel Bulk Tanker	£ 9.60	6 Assorted Rock Climbers	£ 4.60
Burrell Showman's Traction Engine	£ 13.25	4 Assorted Highland Cattle	£ 4.25
Burrell Road Traction Engine	£ 11.85	6 Assorted Firemen in action poses	£ 4.40
Garvie Threshing Machine	£ 13.20	6 Trawlermen/Fisherman Figures	£ 4.20
Atkinson Tractor Unit	£ 7.30	3 Assorted Donkeys (unharnessed)	£ 3.55

Olivia's Trains of Sheffield

'OO' Gauge UK DCC Sound Specialists. **HORNBY** 25a Mansfield Rd, Intake, S12 2AE

Extensive UK sound library utilising the Loksound decoders. **DCC/ Sound Fitting Whilst You Wait.**

Heljan Class 58 Available - 8 Versions. Available Now. 37605 DRS Compass.

Bachmann Class 66 111 Available Now! 32-381P- 37418 "East Lancs Railway EWS Livery- Coming Soon"

Heljan EM2 Class 77 / EM1 Class 76 Available Now. Heljan "Kestrel" Available Now.

Dapol Class 73's Pre-order Now (Due 2015) '141 First GBRf '205 GBRf '207 Gat Ex.

Class 13 BR Blue or Green. Available To Order.

Heljan "Falcon" In Stock - 4 Versions.

For More details on the above & all our stock visit: **www.oliviastrains.com**

Tel: 0114 3216 160 Tel: 0114 2647 449 Mob: 0755 7126 651 e-mail: oliviastrains@blueyonder.co.uk

MODEL TRAINS & ACCESSORIES

RAILWAY CONDUCTOR

Also Die Cast - Radio Controlled - Toys - Etc...

T.01604 830722 M.07961 757094
www.therailwayconductor.co.uk

The Railway Conductor

Unit 2 The Old Dairy Craft Centre
Upper Stowe
Nr Weedon off A5
Northamptonshire, NN7 4SH

We sell all makes, models and accessories.
 We accept pay pal through our online shop.

NEW SHOP OPEN,
NEW AND USED OO
GAUGE SOLD AND
BROUGHT.
MAIL ORDER AVAILABLE

VISA MasterCard Maestro

SPRINGSIDE MODELS

2 Springside Cottages Dornafeld Road Ipplepen
 Newton Abbot S. Devon TQ12 5SJ
 Telephone: 01803- 813749 (this has answering facilities)
 Mobile: 07720930904
 Email: springsidemodels@btinternet.com

4mm / OO Gauge Painted and Jewelled Head and Tail Lamps
 Pack of 5 is £4-25 or Pack of 10 is £7-95p Except DA6 & DA7DA1 GWR White Body. DA2 GWR Red Body. DA3 SR White Body. DA4 LMS White Body. DA4A LMS Black Body/DA4B Midland Maroon Body. DA5 LNER White Body. DA19 BR White Body. DA99 Modern Image White Body. DA6 Guards Van Black Body. Pack of 5 £4-55p Pack of 10 £8-25p
 DA7 Railway hand signal lamps Pack of 6 £4-75p
 DA 20 are Tail Lamps only (all Red Jewels). State Region £4-25p Tail Lamps only available in Packs of 5

2mm / N Gauge Painted and Jewelled Head and Tail Lamps
 Packs of 5 only at £4-25p
 No1 GWR White body No2 GWR Red body No3 BR White No4 LMS Black body. No5 LMS White body Tail Lamps also available state region £4-25p for a pack of 5

7mm / O Gauge Painted and Jewelled Head and Tail Lamps
 Packs of 5 only at £8-25p Except No17 No15 GWR White Body. No16 GWR Red Body. No89 SR White Body. No21 LMS White Body No22 LMS Black Body. No23 Midland Maroon Body. No 90 LNER White Body
 No17 Guards Van Black body. £8-95p No25 BR White Body. No88 Modern Image White Body.
 Tail Lamps are available in packs of 5 at £8-25p please state region

4 mm Scale for OO Detailing Accessories for your Model Railway Layout

B14 Railway Bike Shed £6-95p
 2 in a Pack. Plastic Kit

B8 Track Point Levers £5-25p
 18 Levers in a Pack. Plastic Kit

B7 Luggage Set £5-25p
 42 Pieces in a Pack. Plastic Kit

B2 Plastic Guttering £6-95p
 5 Sprues as shown

DA23 Luggage Set £8-95p
 Painted and Assembled

B4 Grave stones Plastic Kit
 32 in a Pack £5-25p

DA24 Pack of 2 G.W.R Seats
 Painted and Assembled £8-95p

DK2 Ticket Office Detailing Kit
 White metal Kit unpainted £9-75p

DK1 Signal Box Detail Kit
 White metal 28 Levers £15-75p

Springside catalogue 2mm and 4mm White Metal Kits £3-95p each Post Paid
 Springside catalogue 7mm/0 gauge Kits £3-95p each Post Paid
 Dornaplas catalogue Plastic Kits 2mm and 4mm Buildings and 2mm Lorry Kits £3-95p each Post Paid
 Please send orders and payment by post or email or phone us. We Accept payment by cash, cheque, Debit and credit cards
 Post and Packing is £2-25 on orders under £50 and free on orders over £50 UK only
 Please note we do not receive visitors at the Dornafeld road address and only by prior arrangement at our units

See more of our Range on www.springsidemodels.com

VISA MasterCard

Hornby * Peco * Harburn Hamlet * Modelscene

N Gauge & 00 Gauge

ModelmaniacsOnline.co.uk

Unit 9 Harris Rd, Calne, Wilts SN11 9PT Tel: 01249 817731

Check Out our Website or Call Us

Woodland Scenics * Wills * Ratio * Metcalfe * SuperQuick
Scenecraft * ReadyGrass & more!

**TOWN & COUNTRY
SCENIC SHEETS...**

TOWNSCENE
BACKGROUNDS OF DISTINCTION

Illustration:
Sky background with elements
from 'OO' sheets 1, 2, 3, 4 & 10
Approx 1m x 30cm in 'OO'

A5 SAE for colour brochure
or visit www.freestonemodel.co.uk

'OO' Sheets
BS1: Shops & houses
BS2: Roofscape-1
BS3: Roofscape-2
BS4: Town buildings
BS5: Country, town l.
BS6: Country, town r.
BS7: Dockside

All sheets £3.00 ea.
BS8: School & houses
BS9: Industrial buildings
BS10: High Street shops
BS11: Dense Woodland
BS12: Country-3
BS13: Village
Sky paper rolls (32ft long) x 10" high £10, x 20" high £16.50

'N' sheets
NA: Town roofscape
NB: Town buildings
NC: Country
ND: Dock & industrial
NE: Town buildings
NF: Country & village

FREESTONE MODEL ACCESSORIES 28 Newland Mill Witney OX28 3HH Tel: 01993 775979 UK P&P £3.00
e: sales@freestonemodel.co.uk

MORRIS MODELS
NORTH LANCING

80 Manor Road, N Lancing,
West Sussex, BN15 0HD
Tel 01903 754850

www.morris-models.co.uk
info@morrismodels.co.uk

We are between Brighton & Worthing, just off A27 west of Shoreham Airport

50 Years
1964-2014

Celebrate our 50th
Anniversary with our
Exclusive Limited
Edition Wagon
Lisher & Sons Lancing #50

MM-001 - OO Gauge
MM-002 - N Gauge
£12.95 each
+ £3.20 pp

See our website for new
Special Offers added each week



BICYC-LED



OO/HO & N
Cycles & M/cycles
with working
lights!!
See our webshop
for details

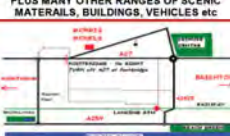
Easy free parking!!
Open Mon - Sat
9.30 to 5.00

BRITISH RAILWAYS



CONTINENTAL RAILWAYS
FLEISCHMANN Roco BRAMA TRAX

PLUS MANY OTHER RANGES OF SCENIC
MATERIALS, BUILDINGS, VEHICLES etc



GEE DEE MODELS - NOTTINGHAM
BACHMANN LOCO OFFERS

31-530	LNER A2 526 'Sugar Palm'	£129.95	31-128	B.R. (W) ROD 3036 weathered	£118.95
31-964	A4 B.R. 'William Whitelaw' L/Crest	£113.95	31-127	B.R. (W) ROD 3023 E/Crest	£110.95
31-715	B1 LNER Green 1123	£87.95	31-430	LMS Johnson 1F 0-6-0T 1725	£76.95
31-564	V2 B.R. black 'Durham School'	£107.95	31-431	B.R. Johnson 1F 41661 E/C	£76.95
32-828A	lvatt Cl. 2 2-6-0 46526 weathered L/C	£92.95	31-432	B.R. Johnson 1F 41708L/C	£76.95
31-979	B.R. Std 3MT 2-6-2T 82001 Black E/Crest	£80.95	31-004	B.R. Weathered E/C 63598	£118.95
32-509	B.R. Std 5MT 73109 Black E/Crest	£107.95	31-012	S & D 2-8-0 B.R. weathered 53810	£126.95
32-550C	A1 'Tornado' BR Green	£131.95	31-010	S & D 2-8-0 B.R. E/Crest 53806	£119.95
32-550C	A1 'Tornado' BR Blue	£132.95	31-002	B.R. 04 2-8-0 63635 E/Crest	£113.95
31-880	Midland 4F 0-6-0 LMS 3851	£78.95	31-878	B.R. Blue AL5 Class 85 85-026	£98.95
31-135	B.R. D11/2 'Lady of the Lake' E/C	£102.95	31-996	LMS 10000 BR Green Blue Waistband	£99.95
31-932DC	Midland Compound BR 40934	£131.95	31-995	LMS 10000 BR Green Orange Lining	£99.95

Many other loco's in stock both current & discontinued. Give us a ring for your wanted items
All above prices include VAT. Post £5.00 UK mainland only. Offshore and Overseas at cost.

GEE DEE MODELS - NOTTINGHAM HORNBY COLLECTOR CENTRE

21, HEATHCOAT STREET, NOTTINGHAM. NG1 3AF

Tel. 0115 9412211

www.geedee-modelshop.com

www.Classicrail.co.uk of Ticehurst
New & Second Hand Railway Centre in Sussex

Hornby Queen Mary £50	Lima Class 47 Lady Godiva £25	Hornby Ivatt Class 2 £25
Bachmann 32-127 45xx £55	Mainline Royal Scot £30	Mainline Collett BR £29
Hornby R2733 M7 £75	Wrenn Sir Nigel Gresley £99	Fleischmann 4064 £55
Bachmann Lord St Vincent £50	Bachmann 31-933 Midland Compound £99	Marklin £45
Hornby R2008 Railfreight £18	Hornby Princess Alice 6223 £80	Fleischmann 1362 £65
Hornby Flying Scotsman 1960's loco £29	Hornby R050 The Sorter £24	Hornby R2676 O6 £23
Mainline Class 66 £30	Lima 31439 £25	Hornby Flying Scotsman Set £75
Mainline Collett BR Black £29	Locomotives and rolling stock of all types and gauges purchased or part exchanged	
Lima Class 47 Merddin Emrys £35	Lima Rail 31116 £20	Lima Porterbrook 47817 £30
Hornby Saint David £39	OO Narrow Gauge £45	Fleischmann 4010 £65
Lima Midland Co Rly £25	OO Narrow Gauge £35	Hornby Sir Sagamore New £130
Hornby LMS Black 5 £45	Hornby M7 Black Southern £99	

Where are we ???
32a High St Ticehurst E Sussex TN5 7AS
Tel 01580 200400
www.classicrail.co.uk
open Tuesday to Saturday 10.00 - 5.0

Postage: £4.00 Loco box
£7.95 train set/pack box
Items not new unless otherwise stated

PECO **HORNBY** **FLEISCHMANN**



**TRANSFERS AND
ETCHED PLATES**



WHY SETTLE FOR LESS?

FOX TRANSFERS LTD, DEPT HHP, 4 HILL LANE CLOSE
MARKFIELD INDUSTRIAL ESTATE, MARKFIELD, LEICESTERSHIRE LE67 9PN ENGLAND
TEL +44 (0)1530 245618 LOW COST FOR UK LANDLINES 0844 815 9711

EMAIL sales@fox-transfers.co.uk

www.fox-transfers.co.uk

Super Strong York's Magnetic Mates

Architectural Detailing
0, 00 and N scale

Precision laser cut architectural detailing.
Tiles, windows, doors, headers, valances,
brackets, steps, etc. Plus kits and tools.

Fences **Church Windows** **Cornish Slates** **Cable Drums**

NEW PRODUCTS

www.yorkmodelmaking.co.uk

Alternatively send a large SAE for 0, 00 or N scale price lists to 01904 400358
York Modelmaking, Unit 13, Bull Centre, Stockton-on-Forest, York, YO32 9LE

SALE SALE SALE SALE SALE SALE SALE SALE

HORNBY:		BACHMANN:		DAPOL N	
R2843	907 Maunsell Grn £91.00	31-001	63601 BR Late £92.00	ND-0990	86425 RES £72.00
R2844	30934 BR Early £91.00	31-002	63635 BR Early £92.00	NND-103G	58027 M'line Grey... £75.00
R3098	60163 BR Green £94.00	31-012	53810 BR Late (W) £105.00	ND-114C	153333 Central £80.00
R3144A	D5829 BR Green £127.00	31-319	64311 J11 BR Early £65.25	ND-114H	153360 Northern £80.00
Blue/Grey 58EL	DCC £238.00	31-997	10001 BR Green £89.00	ND-125	66305 Fastline £63.00
		FARISH		ND-135C	6910 BR £79.00
		HELJAN:		ND-205C	27008 BR Blue £84.25
1708	D8612 BR Blue £77.00	371-177A	D382 BR Green £67.00	ND-209B	55000 Regional £82.50
2301	D5903 Grn Full Yell. £90.00	371-393	66301 Fastline £66.00	All subject to availability	
2302	D5908 Grn Full Yell. £90.00	371-603A	D829 BR Maroon £73.00	UK P & P from £3.95 per order	
2652	26003 Dutch £78.00	372-726	73158 BR Late £94.00		
		372-801	60156 BR Late £96.00		

We also stock 00 & N gauge from Bachmann, Base Toys, Britbus, Classix, Dapol, Dornaplas, EFE, Farish, Gaugemaster, Heljan, Hornby, Humbrol, Kestrel, Metcalfe, Modelscene, Oxford Diecast, P. Dundas (N), Peco, Plastruct, Ratio, Superquick, Wills, Woodland Scenics & Deluxe Materials.

ONLINE SHOP www.churchstreetmodels.co.uk

Mon-Sat 09.30-17.30 • Closed Tues, Suns & Bank Hols

Church Street Models, 10A, Church Street, Basingstoke, Hants, RG21 7QE

01256 358060 • Mail Order Welcome

MONK BAR model shop

Find us by Monk Bar
2 Goodramgate
York YO1 7LQ
Tel. 01904 659423
info@monkbarmodelshop.co.uk

Model Railways - Diecast Planes & Vehicles
Plastic Kits & Figures - Scalextric - Jigsaws

Open
Monday - Saturday
9am - 5.30pm
Only 2 minutes
from York Minster

Large
selection of
OO & N Gauge

Stockists of Hornby, Bachmann, Peco, Dapol, Gaugemaster, Ratio, Wills
Woodland Scenics, Metcalfe, Oxford Diecasts, Base Toys and many more

www.collectable-models.co.uk

GAS CUPBOARD MODELS

MODEL RAILWAYS

There are many
stranger hobbies
than ours...

#41 Elvis Impersonator

Gas Cupboard Models
6 St Georges Works, Silver Street,
TROWBRIDGE, BA14 8AA

01225 777888

Model Railway Baseboards

Any size board built for any scale model railway

We manufacture standard sized layout boards as well as any size required to your specification

Fixed, portable or
modular boards for
indoor & outdoor use

We also stock larger scale loco storage
boxes & hardwood loco display plinths

01223 864029

www.model-railway-baseboards.co.uk

Trains4U.com

01733 895989 Trains4U@btconnect.com

Peterborough's Model Railway and Slot Car Specialists

HORNBY **GRAHAM FARISH** **HELJAN** **DAPOL** **PECO**

SCALEXTRIC

Revell **AIRFIX** **TAMIYA** **ESU** **WILLS KITS** **TCS** **RATIO**

27 St. David's Square, Fengate,
Peterborough PE1 5QA

Open Tues-Sat 9am-5pm, Sun 10am-4pm

NEW!

Laser Cut Farm & Garden Gates

OO / 4MM / 1:76

- * Pre-cut card kit
- * Very easy to assemble
- * A choice of styles available
- * Can be easily painted using acrylics

5 Bar Gates - Pack of 3 Visit our website for more details!

Order Online Or Direct - From Only £3.99 - Free P&P!

modelrailwayscenery.com
Tel: 01530 456952

www.wicormodels.com

7 West Street, Portchester, Hampshire PO16 9XB
Tel: 023 9235 1160

9 The Precinct, West Meads, Bognor Regis PO21 5SB
Tel: 01243 837 941
email: mail@wicor-models.co.uk

Stockists of a range of products from: Hornby, Bachmann, Dapol, Gaugemaster, Graham Farish, Parkside Dundas, Peco, Corgi, EFE, Oxford Diecast, Scalextric, Airfix, Humbrol, Expo Tools and many others.

Portchester open Monday to Saturday 09:00 to 17:00,
Bognor Regis open Tuesday to Friday 10:00 to 17:00 and Saturday 09:00 to 13:00



Ellis Clark Trains
Unit 13 Baildon Mills
Northgate, Baildon
Shipley, West Yorkshire
BD17 6JX



WANTED

Top prices paid for your collections
of model railways, diecast & tinplate

- ✓ Call, email or post a list
- ✓ All makes, gauges and ages considered
- ✓ British, Continental and American
- ✓ All gauges of kit/scratch built and live steam
- ✓ Diecast and tinplate cars, lorries, buses, planes, soldiers
- ✓ Happy to travel nationwide and view or collect
- ✓ Large collections a speciality
- ✓ Friendly and professional service

T 01274 809317
M 07799 554491
E ellis@ellisclarktrains.com
W ellisclarktrains.com

NEW
e-commerce
website
coming soon



Possibly Hampshire's Largest Stockist
of Model Railways, Diecast, Books,
Magazines, Scalextric and much more...
Second Hand Department NOW OPEN.

SPECIAL OFFERS

Hornby

R2902XS	Class 08 EWS Chris Wren	£153.00
R3037XS	Class 08 D3963 BR Green	£170.00
R2647X	Class 56 56128 West Burton	
	Power Station	£79.50

Bachmann

31-002	Class 04 2-8-0 BR Early 63635	£97.50
32-404	Class 25/3 D7667 BR Blue	£45.00
31-213DS	45543 Royal Signals Green	£205.00
32-750DC	Class 57 Freightliner Crusador	£65.00
31-177DS	Jubilee Kolhapur BR Green	£195.00

See website for more...

All prices exclude postage from
£6.00 per loco, 2-3 locos £9.00
or 4 or more at cost



Monday: Closed
Tuesday to Saturday: 9.00am to 5.00pm
Sunday: See website / call
Tel: 01420 542244
Fax: 01420 544463
altonmodelcentre.co.uk
7a Normandy Street, Alton
Hants, GU34 1DD

Timber Tracks

Laser cut model railway products

Timber Tracks' kits are easy to construct, are supplied with comprehensive instructions, drawings and photographs and give you the ability to produce high quality buildings quickly.

All components are pre-cut, fully detailed, and assembled with only the minimum of tools.



Tel: 01275 852027
www.timbertracks.co.uk

Modellers Mecca

The West Midlands largest model railway specialist. New, Used & Part Exchange.

LIMITED EDITION

Pre Order Now!

Bachmann 38-750Z : 22 Ton ZGV Tube Wagon Satlink Western
KDB730863 - BR Style Tube diag. 1/448

Come and Browse Our Extensive Shop, with Knowledgeable and Welcoming Staff or...

Spend Over £50 Online and Get FREE POSTAGE

www.modellers-mecca.co.uk

FOLLOW US ON

[f](#) [t](#) [v](#)

Tel: 01384 278 206
sales@modellers-mecca.co.uk

450 Albion Street
Wall Heath
Kingswinford
West Midlands
DY6 0JP

Opening Times:
Mon: 09.30 - 14.00
Tues: 09.30 - 17.30
Weds: 09.30 - 17.30
Thurs: 09.30 - 14.00
Fri: 09.30 - 17.30
Sat: 09.30 - 16.00

Realistic GHOST SIGNS
in miniature for your
MODEL RAILWAY

FREE UK DELIVERY

[t](#) [f](#)

GHOST-SIGNS.COM

FLAIR RAIL

**STOCKISTS OF MODEL RAILWAY EQUIPMENT
SECONDHAND BOUGHT AND SOLD**

FIND US ON FACEBOOK [f](#)
WWW.FLAIR-RAIL.CO.UK

**FLAIR RAIL, UNIT 7, SPRINGFIELDS, NURSERY
ESTATE, BURNHAM ON CROUCH. CMO 8TA**
T: 01621 786198
E: ROGER@FLAIR-RAIL.CO.UK
OPEN: MONDAY TO FRIDAY 9.30-5.00
SATURDAY 9.30-4.00

Pooleys Puffers

Model Railway
Supplies, New &
Second Hand
Bought & Sold

Proprietor
DAVID POOLE
Diecast Models
Kits & Accessories

Tel: 0191 4910202 / 4106386 Mobile: 07976 519178
www.pooleyspuffers.com e-mail: pooleyspuffers@btopenworld.com

382a Jedburgh Court, Team Valley Trading Estate,
Gateshead, Tyne & Wear. NE11 0BQ

Mon - Thurs - 10:00am - 5:00pm
Fri - Sat & Bank holidays please telephone for opening times
Sunday - Closed
All major cards accepted. Part exchange welcome

[PECO](#) [HORNBY](#) [GAUGE MASTER](#) [DAPOL](#) [JAVIS](#) [METCALFE](#) [SUPERQUICK](#) [WILLS](#) [RATIO](#)

**Ashford Model
Supply Centre**

We supply all manner of modelling materials and accessories for railway and scenic requirements at attractive prices. We aim to give that extra personal touch with every customer and your phone call will always be answered by a human being.

Unit 23 Ellingham Way, Ashford, Kent, TN23 6NF
Tel: 01233 635837 or 01233 800112
Email: sales@ashfordmodel.co.uk
www.ashfordmodel.co.uk

Sundeala Hobby Board is one of our best selling products. We believe we offer some of the most competitive prices in the country. So whatever your requirements call us for a quote today.

CLASSIFIEDS

TO ADVERTISE CALL

PAIGE HAYWARD ON

01780 755131 or email

paige.hayward@keypublishing.com

HORNBY

magazine

ACCESSORIES

P & D Marsh

Whitemetal kits, hand painted models and laser cut wooden structures in N and 00. Painted signals available in N and 00. Free price list available.

The Stables, Wakes End Farm, MK17 9FB
Tel: 01525 280068
www.pdmarshmodels.com

BOOKS

GEOFF GAMBLE BOOKS

Railway book specialist covering UK and overseas prototypes, also modelling, bus, tram and shipping books. Many books post free

Visit <http://www.geoffgamblebooks.co.uk> for further details On-line ordering on www.rail-books.co.uk Tel: 01293 406137

NICK TOZER

RAILWAY BOOKS

RAILWAY BOOKS BOUGHT & SOLD

Free Railway Booksearch Service

155 Church Street, Paddock, Huddersfield, HD1 4UJ

SHOP: Tue/Wed 11:00-17:00 + Thur 14:00-20:00

www.railwaybook.com nick@railwaybook.com

Tel: 01484 518159

RAILWAY BOOKS

Rare and out of print
4,000+ to view at
www.nigelbirdbooks.co.uk

01974 821281

Dereks Transport Books

www.derekstransportbooks.com

dereksbooks@btinternet.com

All transport subjects covered

Established 1995 Ringwood

IMAGES

Colour-Rail

Visit our redesigned website at
www.colour-rail.com
to view 50,000 images – modern traction, stations, steam, buses and much more.

Modern Traction views from the 1950s to 2014

Looking for a good home for your treasured negatives and slides?

Then e-mail colourrail@aol.com or write to 558 Birmingham Road Bromsgrove B61 0HT

COLLECTORS & FAIRS

ASHFIELD TOY & TRAIN FAIR, Festival Hall NG17 7DJ. Sunday 1st March 10am-3pm. Good access, refreshments, free parking. Contact Malc: 07951 072790

BRIDGEWATER TRAIN & TOY FAIR, Sunday March 1st 2015, At Bridgwater, Junction 24, The Venue, Marketway, North Petherton, Bridgwater, TA6 6DF, 10.00am to 3.30pm, admission £2.00, 150 + tables. Contact Ray Heard on 01823 480097 email rayheard66@btinternet.com

STAFFORD SHOWGROUND TOY & TRAIN COLLECTORS FAIR The Prestwood Suite, Stafford Showground, Weston Road, Stafford ST18 0BD Sunday 8th March 10.30am-3.30pm 230 stalls Adults £3 Seniors £2.50 Children £1 www.bpfairs.com Tel: 01604 846688

NEWTON ABBOT TRAINS & TOY FAIR, Sunday March 8th 2015, at Newton Abbot, The Racecourse, Devon TQ12 3AF 10.00am to 3.30pm Admission £2.00 120+ tables. Contact Ray heard 01823 480097 or email rayheard66@btinternet.com

READING VINTAGE TOYFAIR & EXHIBITION, Rivermead Leisure Centre, Richfield Avenue, Reading, RG1 8EQ, Sunday 8th March, Early entry 8.30am £10.00, 9.30am £7.00, 10.30am-3.30pm £3.50, Accompanied children under 14 free, Tony Oakes Fairs 01270 652773

BURTON-UPON-TRENT TOY & TRAIN FAIR, Town Hall, DE14 2EB, Wednesday March 11th 6.30pm-8.30pm. Always a good selection of rail and diecast. Contact Malc 07951 072790

TOY AND TRAIN FAIR: Alfreton Leisure centre DE55 7BD Friday 13th March, refreshments available. Perfect start to the weekend Contact Malc: 07951 072790

DONCASTER RACECOURSE COLLECTORS FAIR

The Lazarus Exhibition Centre, Leger Way, Doncaster, DN2 6BB Sunday 22nd March 10.30am-3.30pm More than 350 stalls of toys, trains and models Adults £3.50, Seniors £3, Children £1 www.bpfairs.com Tel: 01604 846688

STOKE-ON-TRENT TOYFAIR, Fenton Community Centre, Manor Street, Fenton, Stoke-On-Trent, ST4 2PT. Saturday 28th March 10.30am-2.00pm, £1.00 entry, Tony Oakes Fairs 01270 652773

DONINGTON PARK COLLECTORS FAIR, Donington Exhibition Centre, Donington Park, nr Derby DE74 2RP Sunday 29th March 10.30am-3.30pm 500 stalls Adults £4.50 Seniors £4.00 Children £2 www.bpfairs.com Tel: 01604 846688

DISPLAY/LAYOUTS

BOXFILE DIORAMAS

Tel: 01689 855074 Mob: 07956 086767 E-mail: chrisue@btinternet.com "Displays and Layouts"

Chris White runs a home based business constructing small scenic displays and working layouts, in all the popular scales. The 'N' gauge layouts can be made to fit into boxfiles, and oblong plastic storage boxes. Chris can carry out scenery restoration work to existing railway layouts in any scale and can also do commissions to build layouts and displays.

For full details of all our displays and layouts please visit our website: www.boxfiledioramas.org.uk

KITS & COMPONENTS

LSING GLASS

LSNER scale drawings

Over 500 drawings of Locomotives, coaches & vans, available in scales from 4mm

www.lsingglass-models.co.uk

27 Grange Road, Toddington LU5 6BZ

07973 768080 (eve)

lsingglass@Edgson.net

KITS & COMPONENTS

Wizard Models



Comet Models is now part of Wizard Models. You can order Comet products by post, phone, e-mail, or online at www.wizardmodels.co.uk. If paying by cheque or postal order, please make it payable to Wizard Models.



UK P&P: £3.90 per order, overseas at cost, price lists 5x11 class stamps.

24hr Phone 01652 635885 Mobile 0778 894 0312

Wizard Models, PO Box 70, Barton upon Humber DN18 5XY

SHAWPLAN

EXTREME ETCHINGS

2 Upper Dunstead Road Langley Mill Nottingham NG16 4GR

email: brian@shawplan.com

Specialist suppliers of the finest quality nameplates and detailing components for the Diesel and Electric era in 2, 4, and 7mm scales

www.shawplan.com

- 0 Gauge Kits -

CONNOISSEUR MODELS

- Quality Etched & Cast Metal Kits -
- Locomotives, Carriages & Wagons -

www.jimmcgeown.com

or Send S.A.E. For Printed Catalogue
1 Newton Cottages, Nr Weobley, HR4 8QX

BRANCH LINES

Mashima, Hanzono, Canon motors. Gears, gearboxes, bearings, drive shafts, wheels, crankpins, etc. Black Beetle, Tenshodo motor bogies

4mm loco and chassis kits and detailing parts and accessories.

4 and 7mm narrow gauge loco, coach and wagon kits, chopper couplings

4mm etched coach and PBV kits (MR/LMS, LBSCR, SECR, SR, TWR) 7mm Ford T Railbus, coach kits.

P.O. BOX, WESTBURY, BA13 9AA
Tel/Fax: 01373 822231
E-mail: sales@branchlines.com

Catalogues: e-mail or S&A £1 in stamps or £2.50 C/card and PLEASE STATE INTERESTS

MODEL RAIL SHOPS

Redcar Models & Hobbies
130 High Street,
Redcar, Cleveland

Stocking a wide range of 'OO' railways by Bachmann, Hornby, Peco and Gauguemaster

Tel: 01642 494 912
sales@redcarmodels.co.uk

MODEL MANIA

All leading brands stocked
Mail order service
13 Clouds Hill Road, St. Georges,
Bristol BS57LD

Open Tues - Fri 09.30 - 17.00, Sat 09.00 - 17.00

Tel: 0117 9559819
email: modelmaniaemail@aol.com

THE MODEL SHOP

Specialist Model Railway Stockist
4 St David's Hill, Exeter EX4 3RG
(just off the old Iron Bridge)

Now Agents for NCE DCC systems
www.trainsandtrack.co.uk

Tel: 01392 421906
shop open Mon/Sat 9.30-5.00pm
Now taking orders for 2015 Models

Time Tunnel Models

Unit 3, Fenton Barns,
North Berwick EH39 5BW

Tel: 01620 850728
www.GoldStarStockists.net

Full range of Hornby and Bachmann stocked

JAMES CROPPER & CO LTD
KENDAL

Limited Edition Dapol OO Wagon

**James Cropper & Son,
Burnside, Kendal**

Available from Crafty Hobbies,
54 Cavendish Street, Barrow,
Cumbria LA14 5RW

www.crafty-hobbies.co.uk
tel 01229 820759

Waddell's Models
56 Bell Street, Merchant City,
Glasgow, Lanarkshire G1 1LQ

0141 552 8044

Open TUES-SAT 10am-5.30pm

Open for Modelling Advice, Service & Repairs, DCC Decoder Fitting and Limited Edition Models selling all Scales and Gauges including 2mm, 4mm, N, OO

10% off catalogue prices for Locomotives & Rolling stock

We stock Bachmann • Dapol • Farish • Heljan • Hornby • Peco

And many more...

BOX TUNNEL RAILWAYS

For Quality Pre-Owned
Model Railways Online

www.boxtunnelrailways.com

Email: boxtunnelrailways@gmail.com

or Tel: 07801 508696

TRIDENT TRAINS

www.tridenttrains.co.uk
01270 842 400

We stock
HORNBY • BACHMANN • GRAHAM FARISH • DAPOL OO & N
PECO • RATIO • WILLS • RAILMATCH • PAINTS • HUMBROL
PLASTIC • JAVIS • WOODLAND SCENIC • OXFORD DIECAST
METCALFE OO & N • SUPERQUICK • TCS DECODERS • LENZ DCC
GAUGEMASTER • TRACKSETTA OO & N • MUCH MORE

WEDNESDAY - SUNDAY 10.00 TIL 5.00

BACHMANN • HORNBY • FARISH • PECO • RATIO • WILLS • METCALFE • JAVIS

Aspire Gifts & Models

OPENING TIMES: Mon 2pm-5pm Tues, Wed, Thurs 10am-5pm

The Model Shop for Modellers,
Run by a Modeller

Suppliers of all Major Railway Brands,
We Chip, Service and Repair Engines.

Layouts built from Track to finished item.

THOUSANDS OF ITEMS AVAILABLE ON OUR WEBSITE CREDIT CARDS WELCOME

Come and see the progress on our new 30' x 30' OO Gauge layout
Unit 4, Court Farm Business Park, Buckland Newton, Dorset. DT2 7BT

Telephone: 01300 345355 email: edward.aspire@btinternet.com

Website: www.aspiregiftsandmodels.co.uk

WOODLAND SCENICS • KNIGHTWING • SUPERQUICK • WILLS • BASE

THE MODEL RAILWAY SHOP

New & Used
MODEL RAILWAYS

• Bought • Sold • Part Exchanged
• Free Service, pay only for parts

Email: modelrailwayshop@hotmail.co.uk
Tel: 01977 706730
24 Helpline: 07940 368316
30 Station Lane, Featherstone WF7 5BE

CARLISLE, C&M MODELS, 1 Cosby Street,
opposite former GPO, in Warwick Street. New
and second-hand model railways, including Euro-
pean HO, Collectors' items. Tel: 01228 514689

SCALE RAIL MODEL CENTRE

117 Victoria Road, Horley,
Surrey RH6 7AS

01293 783558 • www.scalerail.co.uk

• All Major Brands Stocked
• Baseboards made to your
specifications
• Well Stocked Shop

Visiting the Isle of Wight?

Two floors of
locomotives, wagons, coaches, buildings,
scenery, electrics, figures, cars and more!

N/OO9/HO/OO/On30/G

UPSTAIRS DOWNSTAIRS
Pier Street - Sandown - PO36 8JR
01983 406 616 • www.udlow.com

WALTONSMODELS.CO.UK

Where Will Your Hobby Take You Today?

Figures from £5.20

Peco Accessories from £2.75

Hornby DCC NMRA
decoder only £13.75

Crosfield Chemicals
Limited Edition
3 x Wagons
£29.95

info@waltonsmodeles.co.uk 0161 928 5940
30 Stamford Street, Altrincham, Cheshire, WA14 1EY

HORNBY • GRAHAM FARISH • PECO • FLEISCHMANN • Roco

Millennium Models

Stockist's of All Main brands Plus Second-hand

Offer's this Month are:

Great Western
R3019 "Paviland Grange" £120.
R3166X "Knight of the Grand Cross" £120.
R3126 BR Class 52XX 5243 £95.
R3105 GWR 4-6-0 Castle Class "Wellington" £115

While Stock's last.

67 Queen Street, Morley, Leeds
LS27 8EB Tel: 0113 2189 286

THE MODEL RAILWAY SHOP

Tel: 01977 706730
24 hour 07940368316

SPECIALISTS IN HARD TO FIND AND BACK CATALOGUE
New and used model railways bought sold
and part exchanged

30 Station Lane, Featherstone, Pontefract. WF7 5BE
email: modelrailwayshop@hotmail.co.uk

MODEL JUNCTION
at the HEART of SUFFOLK
for 36
years
THE
BEST

MODEL RAILWAY SHOP
more info www.modeljunction.com
Whiting St. Bury IP33 1NX 01284 753456

Kent Garden Railways

16mm and G Scale Specialists

LGB • Bachmann • Aristocraft • Accucraft • Peco • Piko • Pola • Roundhouse etc
OO and N from leading suppliers • Hornby • Bachmann • Farish • Heljan • Peco

66 High Street, St Mary Cray, Orpington, Kent, BR5 3NH Tel: 01689 891668

Shop Open Mon - Sat 09.00 - 17.00 www.kgrmodels.com

JOHN DUTFIELD CHELMSFORD
Wards Yard, 133 Springfield Park Road, Chelmsford, CM2 6EE

PECO, HORNBY, BACHMANN, FARISH, DAPOL, HELJAN etc
and lots more for the railway modeller.

Opening times: 9 till 5.30 Closed Weds Suns & Bank hols

Tel: 01245 494455
email: heatherwilkinson@btconnect.com
www.johndutfieldmodelrailways.co.uk

MODEL RAILWAY SHOPS

THE HOBBY GOBLIN
STOKE-ON-TRENT
 13 Queen Street, Burslem ST6 3EL
 Bachmann, Farish, Scenecraft, Woodland Scenics,
 Hornby, PECO, Dapol, PECO, Gauguemaster,
 Lenz, Metcalfe and much more!
 T: 01782 823818
 e: thehobbygoblin-uk@hotmail.com
 www.thehobbygoblin.co.uk

MODEL WORLD
 3 LONDON ROAD,
 NEWPORT PAGNELL,
 BUCKS MK16 0HA
 ONLY 1 MILE JNC14 M1
 Hornby, Bachmann, Peco etc.
 Tel: 01908 612983
 mickoxley@aol.com

Addlestone Models
The Shop with the stock
 Surrey's leading Discount Model Centre
 Open 7 days
 Mon - Sat 9.30 - 5.30 Sun 11 - 2
 130 Station Road, Addlestone,
 Surrey, KT15 2BE
 www.addlestone-models.co.uk
 01932 845440

PHOENIX MODELS
 11-13 Bootle Street, Manchester M2 5GU
 0161 425 4849
 phoenixmodels@outlook.com
 phoenixmodelsonline.co.uk
 facebook.com/phoenixmodelsmanchester

Haslington Models
 134 Crewe Road Haslington CW1 5RQ
 Tel/Fax 01270 589079
 Appointed Stockist of
 Hornby, Bachmann, Farish, Dapol,
 VI-Trains, Peco, Gauguemaster, Heljan,
 Metcalfe, Ration, Wills etc
 Thursday/Friday/Saturday only
 10.00 until 16.00

JACKSONS MODELS
 33 NEW STREET, WIGTON, CA7 9AL
 Tel: 01697 342 557
 www.jacksonsmodels.co.uk
 Hornby, Bachmann, Peco, Dapol, Scenics, Javis,
 Peco, Woodland Scenics, Gauguemaster,
 Patronics, Wills, Ratio, Metcalfe, Superquick etc
 Opening Times: Mon, Tue, Fri 9-5,
 Thur 9-7, Sat 10-3 Closed Wed & Sun

RHUDDLAN MODELS
 • Model Railways
 • Games Workshop
 • Die Cast Models
 Corgie - Dinky - Matchbox
 • Plastic Kits
 Airfix - Revel - Etc
 NEW AND USED ITEMS
 BOUGHT AND SOLD
 HIGH ST, RHUDDLAN
01745 590048
 www.rhuddlanmodels.co.uk

PAIGNTON MODEL SHOP
 Stockist of:
 Hornby, Bachmann, Peco,
 Woodland Scenics, Metcalfe,
 Superquick, Airfix, Scalextric, Ratio,
 Wills & Scenerama
 N Gauge stockist for Farish
 Loco Weathering Service Available
60 Hyde Road, Paignton,
Devon TQ4 5BY
 Tel: 01803 555882
 Email:
 paigntonmodels@hotmail.co.uk
 Website:
 www.paigntonmodelshop.com

H&A MODELS
 19 Keats Way, Higham Ferrers,
 Northants, NN10 8DQ
 Email: sales@hamodels.net
 Tel: 01933 355531
 Mobile: 07969 535 699
 (evenings & weekends)
 Coach & Wagon Kits, Wheels, Decals, Paint & Sundries
 Parkside Dundas, Cooper Craft, Cambrian, Slaters, Kirk 4mm, Mailcoach, Ian Kirk 7mm, Dapol,
 Precision Paints, Modelmaster Decals, Old Time Workshop, Labelle Oils, Alan Gibson, Romford
 Order on line at: www.hamodels.net or ring us (same day or next day despatch)
 Precision Paint - pre order and pick up at exhibitions (minimum two weeks notice)
 March Show Dates - Leamington 7th & 8th - East Anglia 14th & 15th - Alexandra Palace 28th & 29th

RON LINES
 MODEL RAILWAYS BOUGHT AND SOLD
 We probably have the largest selection of pre-owned model railways on the south coast.
 We stock new PECO, Hornby, Bachmann, Javis, Expo, Woodland scenic's,
 Metcalfe Graham Farish, TCS decoders Kadee Couplers and more!
 On our website we have a selection of our pre-owned locomotives with much
 more on display in the shop!
 Telephone: 02380 772 681
 www.ronlines.com
 342 Shirley Road, Southampton, SO15 3HJ
 r.lines@hotmail.co.uk

Platform Models
 PLATFORM MODELS
 Model Railway items both new and second-hand
 Also baseboards supplied by Model Railway Solutions
All prices 10% below RRP
 Free parking
 Opening Hours: Mon-Sat 10-5
10-12 Alder Hills, Poole, Dorset BH12 4AL
Tel: 01202 798068
 or shop online at:
www.platformmodelsltd.co.uk

BRICKYARD MODELS
 MODEL RAILWAYS BOUGHT AND SOLD
 • RESPRAYS AND RENUMBERING,
 • VI TRAINS, BACHMANN AND HORNBY SPARES
 • LOCOS, COACHES, WAGONS
 • WEATHERING
 • REPAIRS AND SPARES
 Tel: 01636 689963 Mobile: 07967 956683
 Email: roger.garrett2@virginmedia.com

HORNBY
 magazine

AGR Model Railway Store
 9 High Street Mews, 28 High Street,
 Leighton Buzzard, Bedfordshire LU7 1EA
 01525 854788
 New Business
 Order online today
 www.agrmodelrailwaystore.co.uk
WANTED
 AGR WILL BUY YOUR UNWANTED TRAIN
 COLLECTIONS BEST PRICES PAID
 Contact Anthony on 01525 854788
 sales@agrmodelrailwaystore.co.uk
 Monday - Friday 9am - 5pm • Saturday 9am - 4pm
 NOW buying your unwanted model railway collections



MODEL RAILWAY OUTLET

LORD AND BUTLER
 Exclusive
 Bachmann
 Limited Edition
 66050 EWS Energy
 £129.95
 NOW IN STOCK
 Photo: © Daniel Stanbridge
 The Pumping Station Penarth Rd Cardiff CF11 8TT
 029 2066 7225 lordandbutler@yahoo.co.uk
 Daily 10.00 - 5.30
 Sunday 2.00 - 5.30
 NEW LARGER SHOP OPEN NOW
 CAFETERIA ON SITE AND FREE PARKING
 lordandbutler.com

NAMEPLATES

247 DEVELOPMENTS

STEAM ERA NAME PLATES & LOCO DETAILING PARTS.
COACH KITS, SIDES AND DETAILING PARTS.
Catalogue £2.00 from: 247Developments.
Seven Acres, Meltham Rd, Marsden, WYorks, HD7 6JZ

Tel: 01484 840 996
WEB: 247developments.co.uk

HORNBY

magazine

SCENICS

07946
499237

Vintage Transport in Miniature
17 Wycombe Street Darlington DL3 7DA

07946
499237

Model Transport
Diorama parts



Scenic Accessory Suppliers
for modellers in
2mm 1:144 and 1:148 scales


2
mm
SCALE

www.vintageminiaturemodels.moonfruit.com
email graham.a.eason@gmail.com

N
GAUGE

ONLINE MODELSHOP

Model Market Limited.



Loco Renaming & Renumbering Plus Our Own Special Editions

www.ModelMarket.co.uk

07890 - 095933

STATION SIGNS

STATION SIGNS

You choose the name and we make the signs
BR 'Totems', SR Targets, nameboards, destination boards &
poster boards. BR regional colours of the 1950s/60s
www.stationsigns.co.uk admin@stationsigns.co.uk
Telephone 07561 179155

TOOLS

Custom Locos, Ltd Edn Wagons
New Hornby, used makes

W: carriageandwagonmodels.co.uk

E: carriagew@yaho.co.uk

T: 01233 633295 M: 07757 342525

Heki Tree's & Scenics

Heki 2013 Catalogue £6.50 post paid

Make your layout stand out
with Heki Trees & Scenic
Materials Quality at
affordable prices.

Trade
Supplied

Order Online or just call to
find out about the
Biggest and Best
range of Scenics on the
market today.

P.O. Box 2099, Hockley, Essex, SS8 4UY
Tel 01702 200036 e-mail sales@blackwells-miniatures.com
www.blackwells-miniatures.com

The Original *Fine Tip* Puts a 0.5mm line or dot
of PVA glue precisely
where you want it

PVA Glue Applicator

£3.75
Plus P & P

01524 - 411183

www.finetip.co.uk

Ideal for all card kits. No waste, no mess!

REPAIRS & SERVICES

Model Railway Doctor

Model Railway Repair Specialist
Most Makes Undertaken
DCC Specialist

Why not visit the website for more information
www.modelrailwaydoctor.co.uk
or tel: 020 8907 7662

Model Scenery Supplies

Scatter - Grass - Foliage - Trees
Bushes - Turf - Tufts - Buildings - Kits
Seafoam - Horsehair - Accessories
Plywood - Bespoke Baseboards
and much more at online prices!
modelscenerysupplies.co.uk

TRACKLAYING

"IMPRESSED WITH YOUR BALLASTING?"

"However satisfied you are with your finished trackwork, it can be done quicker and easier with Tracklay™ underlay-the trains will run quieter aswell - try it yourself and see how much time and effort you save."

	5m	10m	20m	30m	40m	50m
OO	£14.70	£23.26	£40.54	£58.70	£77.30	£84.35
N	£12.20	£17.67	£29.56	£42.43	£54.34	£63.20
Z	£11.30	£15.06	£25.30	£35.36	£44.14	£50.85

Order online at www.tracklay.co.uk

Tracklay Sales (Dept A), 87 Babington Road, Barrow-Upon-Soar, Leics LE12 8NH Tel. 01509 415594

SIGNALS & LIGHTING

CR Signals

Lights, signals & kits to bring your layout to life
N Gauge & OO Gauge

- Signals • Lights • Signal & Light Kits
 - Trackside items • Wire & Accessories
- For the latest price list and order form
Please email info@crsignals.com
www.crsignals.com

CR Signals 'Birkby' 5 The Crescent,
Doncaster Road, Rotherham S65 1NL

STATION FIGURES

Mike Pett's Supercast OO and 0 Model Railway Figures



00 GAUGE
£1.75 EACH
2 FOR 3 UNPAINTED
Handpainted £4.50ea

NEW O GAUGE LOCO CREW
FIREMAN AND DRIVER
£8.50 each painted £5.50
each unpainted P&P on O
GAUGE £3.50 postage on
OO gauge £2.00

www.modelrailwayfigures00.co.uk

Please make cheques payable to: Mike Pett,
12 Chatham Street, Ramsgate, Kent, CT 11 7PP
Tel: 01843 593417 • Mob: 07976 724225
Email: mikepettphotos@btconnect.com



To advertise
on these pages
please call
Paige Hayward
on
01780 755131

TOOLS

PAGES OF TOOLS

Xuron track cutters
Layout wire
Single micro drill bits
Hobby tools
and much more....
www.pagesoftools.co.uk
sales@pagesoftools.co.uk

TRANSFERS

Railtec Transfers

waterslide transfers
for all gauges & hobbies
Large catalog of UK & Irish rail
"In a class of their own and a joy to use."
Pete Waterman, OBE DL
www.railtec-models.com

WANTED

Tri-angman

Specialist in Model Railway

Tri-ang, Hornby, Bachmann, Wrenn, Minic, etc

BUY & SELL HARD TO FIND ITEMS & COLLECTABLES

Find me on www.tri-angman.co.uk

Tel: 07966 333605 Email: laurence@tri-angman.co.uk

WE WANT YOUR Model Railways



We will buy
almost any Railway
Collection, large or small.
All gauges will be taken, in any
condition. We always give an honest
price and will collect and dismantle any layout.

Telephone: **01302 371623**

Mobile: **07526 768178**

or email: anoraksanonymous@googlemail.com

"The National Collection in Miniature" Series



Exclusive Edition
Advanced Passenger
Train Experimental

Interior detail of Trailer Car



Pre-order by 30th April
2015, to ensure delivery
in Autumn 2015.

Available exclusively from:

www.locomotionmodels.com the NRM's on-line model shop
or the **Locomotion** museum shop in Shildon **Tel: 01388 771439**



HORNBY magazine

ADVERTISERS INDEX

To advertise Contact: **Tom Lee** Tel: 01780 755131
Email: tom.lee@keypublishing.com

Classifieds: **Paige Hayward** Tel: 01780 755131
Email: paige.hayward@keypublishing.com

A C Models	139	Gauge O Guild	126	Osborn's Models	141
Activity Media	129	Gaugemaster Controls Plc	14/15	Oxford Diecast	103
Airbrush Company, The	93	Gee Dee Models	144	Pennine Models	125
Along Classic Lines	136	Ghost-Signs.com	147	Perth Green MRC	141
Alton Model Centre	147	Gilbow Holdings Ltd	3	Peters Spares Model Railways Ltd	138
Anoraks Anonymous	152	Grimy Times	125	Pooleys Puffers	147
Ashford Model Supply Centre	147	Harburn Hobbies	131	Rails of Sheffield	90-92
Bachmann-Europe (W.Britain Ltd)	156	Hatton's Model Railways	115-124	Ron Lines	150
Basingstoke & Northants MRS	141	Heathcote Electronics	129	Roxey Mouldings	138
Buffers	130	Hereford Model Centre	128	Roxley Models	130
C & L Finescale Modelling Ltd	142	Hornby Hobbies Ltd	2	S & J Models	127
CGW Nameplates	133	Invicta Model Rail	133	Sankey Scenics	125
Church Street Models	145	John Ayrey Die-Casts Ltd	139	Scale Model Scenery	145
Classic Lines	139	Kernow Model Rail Centre	134/5	Scale Scenes	137
Classic Rail	144	Langley Models	143	South West Digital	142
Dapol Ltd	155	Lcut creative	142	Springside Models	143
DB Models	140	Locomotion	153	The Hobby Shop	137
DC Kits & Models	130	Mercian Models	137	The Railway Conductor	143
DCC Concepts Pty Ltd	132	Meridienne Exhibitions Ltd	129,133	Timber Tracks	147
DCC Supplies	138	Metcalfe Models & Toys Ltd	26/27	TMC Direct	58/59
Digitrains Ltd	6	Model Rail - Scotland	114	Trains 4 U	145
Durham Trains of Stanley	141	Model Railway Baseboards	145	Train-Tech	137
Ellis Clark Trains	146	Model Railway Solutions	130	UK Toy and Model Auctions Ltd	137
EMA Model Supplies	141	Model Railways Direct Ltd	44/45	Vectis Auctions	131
Express Models	141	Model Tree Shop, The	135	Warners Group Publications Plc	125
Finescale Model World Ltd	139	Modellers Mecca	147	Warwick & Warwick	113
Flair Rail	147	Modelmaniacs	144	Wicor Models	145
Fox Transfers Limited	144	Monk Bar Model Shop	145	York ModelMaking	145
Freestone Model Accessories	144	Morley Controllers	138	YouChoos	142
Galactic Models	137	Morris Models	144		
Gas Cupboard Models	145	Olivias Trains	143		

NEXT ISSUE

RUMBLING BRIDGE

British Railways Scottish Region was the catalyst for Nick Skelton's beautifully detailed model of Rumbling Bridge. Featuring DCC control and sound fitted locomotives this 'OO' scale layout is a popular exhibit on the show circuit.

FREE
32 page **MODELLING SUPPLEMENT!**
• Housing a layout • Baseboards
• Track • Expert advice

HORNBY magazine **SKILLS GUIDE**
BACK TO BASICS
VOLUME ONE
www.hornbymagazine.com



EQUIPMENT GUIDE ACCESSORY DECODERS



In the first of a new series focused on readily available equipment we investigate the range of DCC accessory decoders and explain the basic principles of installing them on your layout.

STEP BY STEP GATED LEVEL CROSSING



The gated level crossing is gradually disappearing with the modern world, but it was once a daily part of railway life. Nigel Burkin shows how to build a gated level crossing with manually operated gates.

ALLANBRIDGE

Four years of planning and construction resulted in this busy modern era exhibition layout which was built by Bonnybridge and District Model Railway Club to allow realistic portrayal of today's railway operations in 'OO' scale.



THE NEXT ISSUE OF
HORNBY
magazine

is on sale on March 12 2015

DON'T MISS IT!

PLUS

We'll be reviewing all the latest models, reporting the latest news and helping you get the most out of your modelling projects.



model railway company

Dapol Limited, Gledrid Industrial Park, Chirk, Wrexham, LL14 5DG

Tel: 01691 774455

Fax: 01691 778866

e-mail: sales@dapol.co.uk

www.dapol.co.uk

'N' releases in February

HST Bookset



2D-019-002 - HST Bookset Class 43 First Great Western 43177 & 43165

Also released this month include;

2D-020-001 - Class 153 Motorised Central Trains 153378

2D-020-002 - Class 153 Motorised London Midland 153371

2F-021-001 - Class 156 2 Car Set Strathclyde Livery 156508

2D-021-002 - Class 156 2 Car Set Provincial Railway 156419



2D-019-001 - HST Bookset Class 43

Intercity 125 Blue/Grey W43047 & W43046

'OO' releases in February



4F-015-007 - Fruit Mex - BR B833359

4F-015-008 - Fruit Mex - BR B833359 Weathered



4F-080-007 - 8 Plank - BR P308263

4F-080-008 - 8 Plank - BR P308263 Weathered



4F-051-013 - 5 Plank - GWR 25134

4F-051-014 - 5 Plank - GWR 25134 Weathered



4F-012-005 - Ventilated Van - BR B768124

4F-012-006 - Ventilated Van - BR B768124 Weathered

All product release dates correct at time of going to press



The following retailers carry stocks of all new monthly products

ALTON: **Alton Models** tel:01420 542244

ARUNDEL: **Gaugemaster** tel:01903 884321

AXMINSTER: **Buffers Model Railways** tel:01297 35557

AYLSHAM: **Bure Valley Railway** tel:01263 733858

BARROW IN FURNESS: **Crafty Hobbies** tel:01229 820759

BIDEFORD: **Osborn's Models** tel:01237 423453

BRISTOL: **Model Railways Direct** tel:01275 774224

BURTON-ON-TRENT: **The Tutbury Jinny** tel:01283 814777

CAMBORNE: **Kernow Model Railway Centre** tel:01209 714099

CARLISLE: **C & M Models** tel:01228 514689

CHELTHENHAM: **Cheltenham Models** tel:01242 523117

HEREFORD: **Hereford Model Shop** tel:01432 352809

KIDDERMINSTER: **DMB/Footplate Models** tel:01562 750076

LIVERPOOL: **Hattons** tel:0151 733 3655

NANTWICH: **Trident Trains** tel:01270 842400

NORTH LANCING: **Morris Models** tel:01903 754850

ROCHESTER: **The Signal Box** tel:01634 826370

SHEFFIELD: **Rails of Sheffield** tel:01142 551436

STROUD: **ANTICS** tel:01453 825381

SHEPTON MALLET: **East Somerset Models** tel:01749 880651

YORK: **Monk Bar Model Shop** tel:01904 659423

DYNAMIS ULTIMA[®]

NEW WIRELESS DIGITAL CONTROL SYSTEM FROM BACHMANN

Be part of the digital revolution at www.dynamisdcc.com

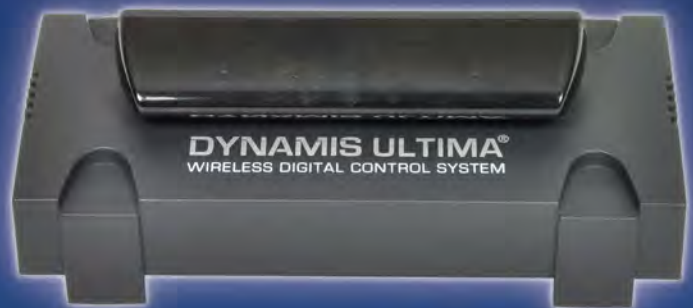
Introducing a new level of sophistication in Digital Command Control (DCC) systems from Bachmann.

Combining the features of Dynamis with the Pro Box and more, Dynamis Ultima is the ideal system with which to begin your DCC adventure. Unlike the Pro Box before it, Dynamis Ultima is not an extension pack: it is a complete DCC system and is suitable for the beginner and the experienced DCC user alike.



36-504 Dynamis Ultima DCC System

- USB COMPUTER INTERFACE
- RAILCOM[®] COMPATIBLE
- BOOSTER CONNECTIONS
- TRANSFORMER FOR ALL GAUGES
- WIRELESS DIGITAL CONTROL
- CONTROL OF MULTIPLE TRAINS
- CONTROL OF UP TO 100 ACCESSORIES
- SUPPORTS ADVANCED AND UNIVERSAL CONSISTING



NOW SHARE THE EXPERIENCE
WITH YOUR FRIENDS - UP TO
4 HANDSETS CAN BE USED AT
ANY ONE TIME!



Bachmann Europe Plc. Moat Way, Barwell, Leicestershire. LE9 8EY
www.bachmann.co.uk

