

# WIN!

## A DRIVING EXPERIENCE!

Closing date: June 25 2015

SEVERN VALLEY  
RAILWAY

WORTH  
£300

# HORNBY

## magazine

Issue 96 **June 2015**

USA \$12.99 • CAD \$12.99 • AUS \$11.95 • **UK £4.20**

[www.hornbymagazine.com](http://www.hornbymagazine.com)

# BRIDGE INSPIRATION

STUNNING 4MM SCALE EXHIBITION LAYOUT!

HOW TO CREATE

## REALISTIC ROCKS

## FACTORY FRESH PAINT FINISH

### FIRST REVIEWS

## GNR 'Atlantic' in 'OO'



## 'Merchant Navy' for 'N'



### PLUS

- Hornby LMS non-corridor carriages for 'OO'
- OO Works LB&SCR Marsh '13' 4-4-2T
- Dynamis Ultima DCC control system in detail



### UPGRADE

Make the most of TTS



### FORMATIONS

The pick up goods explained

KEY



9 771753 246069

06 ▶



# HORNBY 2015 DIESEL & ELECTRIC LOCOMOTIVE RANGE



Listed below is our exciting new range. These fantastic diesel and electric steam locomotives will be available during 2015 in your local hobby store or online at [www.hornby.com](http://www.hornby.com) while stocks last.

<b>R3181</b>	BR Co-Co Diesel Class 56	<b>R3341</b>	BR 2-HAL 2 Car Electric Multiple Unit Train Pack	<b>R3350</b>	DB Schenker Bo-Bo Electric Class 90
<b>R3261</b>	Network Rail 0-6-0 Class 08	<b>R3215</b>	Eurostar e300 Class 373 2015 4 Car Pack	<b>R3365</b>	East Coast Trains Bo-Bo Electric Class 91
<b>R3262</b>	DCRA IA-AIA Diesel Class 31	<b>R3342</b>	BR 0-6-0 Class 08	<b>R3351</b>	Northern Rail Diesel Class 153
<b>R3263</b>	BR Co-Co Diesel Electric 'Vanguard' Class 50	<b>R3343</b>	FGW 0-6-0 Class 08	<b>R3352</b>	FGW Diesel Class 153
<b>R3264</b>	BR Co-Co Diesel Electric 'Ajax' Class 50	<b>R3344</b>	Network Rail AIA-AIA Diesel Class 31	<b>R3353</b>	'Balfour Beatty' 4wDH Sentinel®
<b>R3265</b>	Colas Rail Freight Co-Co Diesel Class 56	<b>R3345</b>	Freightliner Co-Co Diesel Class 66	<b>R3354</b>	'Barabel' 0-4-0 Sentinel®
<b>R3266</b>	BR Sub-Sector Co-Co Diesel Electric 'Quinag' Class 60	<b>R3346</b>	DB Schenker Co-Co Electric 'Marco Polo' Class 92	<b>R3355</b>	'Wabtec' 0-4-0 Sentinel®
<b>R3340</b>	BR 2-HAL 2 Car Electric Multiple Unit Train Pack	<b>R3347</b>	EWS Co-Co Electric Class 92	<b>R3267XS</b>	Transrail Co-Co Diesel Electric Class 60
		<b>R3348</b>	EWS Bo-Bo Diesel Electric Class 67	<b>R3291XS</b>	Colas Rail Freight Co-Co Diesel Class 56
		<b>R3349</b>	EWS Bo-Bo Diesel Electric Class 67		



# EXCLUSIVE FIRST EDITIONS

Limited Editions with Endless Appeal

## LONDON TRANSPORT



18110

PARK ROYAL XA ATLANTIAN

## ARRIVA MEDWAY



36711

PLAXTON SLF DART

## WESTERN SCOTTISH



25814

DAIMLER DMS

## SOUTHDOWN NBC



20307

BRISTOL VR II

## NORTHUMBRIA



24822

PLAXTON MINIBUS

## FIRST SOUTHERN NATIONAL



26626

PLAXTON PARAMOUNT 3500

## GO NORTH EAST



29633

LEYLAND OLYMPIAN

## C.I.E. COACH TOURS



15718

PLAXTON PANORAMA ELITE

## READING CORPORATION



27214

LEYLAND TD1 OPEN BACK

## LONDON COUNTRY NBC



15719

PLAXTON PANORAMA ELITE

## LONDON TRANSPORT



28824

LEYLAND TITAN 2 DOOR

## GREAT YARMOUTH CORPORATION



23503

ALEXANDER ATLANTIAN

## C.M.T. BUSES LIVERPOOL



27629

WRIGHT VOLVO RENOWN

## STAGECOACH CALEDONIAN EXPRESS



26705

PLAXTON PARAMOUNT 3500

## SOUTHDOWN



20140

BEDFORD OB COACH

Exclusive  
First  
Editions

For EFE Stockists Or To Buy Direct Stop Off At  
**exclusivefirsteditions.com**

Exclusive  
First  
Editions



# HORNBY

June 2015 **magazine**

Editor: Mike Wild

Assistant Editor: Mark Chivers

Senior Designer: Steve Diggle

Sub-editor: Andrew Roden

Contributors: Evan Green-Hughes, Brian Stephenson, Tim Shackleton, Nigel Burkin, Graham Gaches, Paul Chetter, Julia Scarlett, Trevor Jones, Peter Midwinter, Andy Peters and Mike Rand.

## EDITORIAL ADDRESS

Hornby Magazine, Key Publishing,

PO Box 100, Stamford, Lincolnshire PE9 1XQ

Tel: 01780 755131

Email: hornbymagazine@keypublishing.com

Website: www.hornbymagazine.com

## ADVERTISING

Advertising Manager: Tom Lee

Email: tom.lee@keypublishing.com

Telephone: 01780 755131

Mobile: 07969 471756

Sales Executive: Ben Harrison

Email: ben.harrison@keypublishing.com

Telephone: 01780 755131

Advertising Production: Cheryl Thornburn

Tel: 01780 755131 Fax: 01780 757261

Email: cheryl.thornburn@keypublishing.com

## ADVERTISING ADDRESS

Hornby Magazine, Key Publishing Ltd,

Po Box 100, Stamford, Lincolnshire. PE9 1XQ

## SUBSCRIPTIONS/MAIL ORDER

PO Box 300, Stamford, Lincolnshire, PE9 1NA, UK

Tel: 01780 480404

Fax: 01780 757812

Email: Subscriptions - subs@keypublishing.com

Email: Mail Order - orders@keypublishing.com

## PUBLISHING

Publisher: Adrian Cox

Managing Director: Adrian Cox

Commercial Director: Ann Saundry

Group Marketing Manager: Martin Steele

Chairman: Richard Cox

Webmaster: Simon Russell

Registered Office: Units 1-4, Gwash Way Industrial Estate, Ryhall Road, Stamford, Lincolnshire PE9 1XP

## PRINTING

Precision Colour Printing Ltd, Haldane, Halesfield, Telford, Shropshire. TF7 4QQ.

## DISTRIBUTION

Seymour Distribution Ltd., 2 Poultry Avenue, London. EC1A 9PP

Tel: 020 7429 4000

Having difficulty obtaining your copy of Hornby Magazine? Please contact the subscriptions team using the details above.



© Key Publishing Ltd 2015

All rights reserved. No part of this magazine may be reproduced or transmitted in any form by any means, electronic or mechanical, including photocopying, recording or by any information storage and retrieval system, without prior permission in writing from the copyright owner. Multiple copying of the contents of the magazine without prior written approval is not permitted.

Material sent to the Editor, whether commissioned or freely submitted, is provided at the contributor's own risk. Key Publishing Ltd cannot be held responsible for loss or damage howsoever caused.

The opinions and views expressed by authors and contributors within Hornby Magazine are not necessarily those of the Editor or Key Publishing.

We are unable to guarantee the bona fides of any of our advertisers. Readers are strongly recommended to take their own precautions before parting with any information or item of value, including, but not limited to, money, manuscripts, photographs or personal information in response to any advertisements within this publication.

HORNBY is a registered trade mark of Hornby Hobbies Limited and is used under licence.



Audit Bureau of Circulation 34,022  
newsstand and digital sales.

Hornby Magazine is published on  
the second Thursday of each month  
preceeding the cover date.

ISSN 1753-2469

ISSUE  
**96**

**BIGGER SAVINGS**  
on subscriptions **Turn to p62**  
www.hornbymagazine.com

**HORNBY**  
magazine



# 96 The Blitz

Wartime London is the setting for this unusual and inspiring 'OO' gauge layout.

## WE SHOW YOU HOW!

### 28 WEATHERING

Proving that less really is more, Tim Shackleton demonstrates how to achieve a true factory fresh look on a pair of Bachmann 'OO' gauge Class 20s.

### 40 REALISTIC ROCKS

Nigel Burkin shows you how to cast realistic-looking rocks for creating dramatic and rugged scenery in this step-by-step guide.

p40



### 58 TRAIN FORMATIONS

Ensuring goods could be transported far and wide, the pick up goods train formed an important part of freight operations on the rail network. Mark Chivers recalls their role and presents a selection of readily modelled pick up goods train formations from the 1950s and 1960s.

### 88 DCC SOUND

Paul Chetter enhances Hornby's recently released 'OO' gauge Twin Track Sound fitted Class 40 diesel locomotive, optimising the supplied speaker and installing directional lighting.



p28





## FIRST REVIEWS

p64



- 64** Locomotion Models' GNR 'C1' 4-4-2 for 'OO'
- 72** Bachmann's 'N' gauge 'Merchant Navy'
- 76** OO Works' LBSCR '13' 4-4-2T for 'OO'
- 78** Dynamis Ultima DCC control system
- 80** Bachmann's 'N' gauge Class 47/7

p74



## Inside...

7

### EDITORIAL

2015 is shaping up to be a very exciting year, as Mike Wild enthuses, with plenty of new releases and more on the horizon.

8

### UPDATE

Locomotion Models and the National Railway Museum launch a new 'OO' gauge model, Hornby reveals images of its latest projects, another layout is added to the Great Electric Train Show line-up, *Hornby Magazine's* diesel brake tender breaks cover and all the latest news.

12

### COMPETITION

We've teamed up with the Severn Valley Railway to offer an exclusive competition to win the chance to drive a steam locomotive on the SVR worth £300.

16

### BRIDGE OF MUIR

Peter Midwinter's love of bridges took him to the West Highlands for his latest 4mm finescale project and resulted in a breathtaking 10ft long bridge, based on that at Connel Ferry in Scotland, as the layout's centrepiece.

34

### EQUIPMENT GUIDE

Track is fundamental to a model railway and sectional pieces are usually the starting point for many. Mark Chivers looks at a selection of sectional track ranges and considers the options available in 'OO'.

46

### HORNBY POST

Your views, opinions and responses from the *Hornby Magazine* postbag.

50

### TREBUDOC

Andy Peters reveals his latest stunning 'O' gauge creation, a Cornish byway which captures the very spirit of a classic GWR branch line terminus.

64

### REVIEWS

Locomotion Models' exclusive Ivatt 'Atlantic' heads this month's busy reviews section together with Bachmann's new 'Merchant Navy' for 'N', OO Works' new ready-to-run '13' 4-4-2T, LMS non-corridor stock for 'OO' from Hornby and much more.

68

### REALITY CHECK

Evan Green-Hughes recalls Ivatt's 'C1' large boiler 'Atlantics' which were powering East Coast Main Line expresses long before *Mallard* and *Flying Scotsman*.

96

### THE BLITZ

Chelmsford and District Model Railway Club showcase their incredible 'OO' gauge South London tramway layout, set in the Second World War, at the height of the Blitz.

106

### RAILWAY REALISM

With some heritage railways now more than 50 years old, Evan Green-Hughes recalls the pioneers of the preservation movement and considers the future of these historic lines.

110

### STAFF PROJECTS

Mike Wild turns his attention to the rolling stock and wiring of the office 'N' gauge test track to move the project to the next stage.

112

### SHOW GUIDE

*Hornby Magazine's* comprehensive guide to forthcoming events.

**WE'VE GONE SOCIAL!**  
Follow us on your favourite social media sites.  
You'll find the latest news, images and exclusive videos! Search *Hornby Magazine*.





- Try before you buy
- Expert advice
- Great service
- Experience
- Major brands
- Worldwide mailing

# DIGITRAINS

**Showroom and shop:**

15 Clifton Street,

Lincoln LN5 8LQ

Tel: 01522 527731

[www.digitrains.co.uk](http://www.digitrains.co.uk)
[enquiries@digitrains.co.uk](mailto:enquiries@digitrains.co.uk)

## Sound advice from the DCC experts

**DCC SOUND** is one of the most exciting and fastest growing areas of the hobby. As specialists in this area – with over a decade of hard-earned experience across all scales – **DIGITRAINS** is here to guide you through the process of choosing the best equipment. Why not pop in and hear for yourself?



**ZIMO** sound decoders are widely recognised as the 'Rolls-Royce' of chips, chosen by the likes of ROCO™ and FLEISCHMANN™. Designed, manufactured and hand-tested in Austria, they feature silky-smooth motor control and popular types incorporate many innovative features like 'stay alive' and 'smart stop' circuitry. But premium quality doesn't always have to come at a price...

**ZIMO** sound decoders are surprisingly affordable, more competitively priced than another common brand, and offer a tremendous saving compared with buying 'off the shelf' full-spec sound-equipped models from Bachmann and Hornby.

ZS01	Sentinel (industrial) shunter	ZS37/0	Class 37/0 EE Type 3	ZS66	Class 66 GM-EMD
ZS03	Class 03 & 04 DM shunter	ZS37/4	Class 37/4 EE Type 3 ETH	ZS70	Class 70 General Electric
ZS08	Class 08 & 09 DE shunter	ZS37/9	Class 37/9 Mirrlees	ZS85	Class 85 AC electric
ZS20	Class 20 EE Type 1	ZS40	Class 40 EE Type 4	ZS86	Class 86 AC electric
ZS24	Class 24 BR/Sulzer Type 2	ZS47	Class 47 Brush Type 4	ZS92	Class 92 AC/DC electric
ZS25	Class 25 BR/Sulzer Type 2	ZS50	Class 50 EE Type 4	ZSDMU	First generation DMU
ZS26	Class 26 BRCW Type 2	ZS52	Class 52 'Western' Hydraulic	ZS156	Class 156 DMU
ZS31	Class 31 EE Type 2	ZS56	Class 56 BR Type 5	ZS158	Class 158 DMU
ZS33	Class 33 BRCW Type 3	ZS57	Class 57 Brush/GM re-engine	ZS251A	Blue Pullman (Front car)
ZS35	Class 35 'Hymek' Hydraulic	ZS60	Class 60 Brush Type 5	ZS251F	Blue Pullman (Rear car)

**When you purchase a ZIMO sound decoder from us, you can choose from any one of these diesel and steam sound files (including the recently added Garratt, Beattie Well tank and J15) and have it uploaded for FREE! New and upgraded projects being added all the time. Please call in our Lincoln shop or ring for more details.**

ZS001	BR Standard 4MT 2-cylinder (also 3MT, 5MT, etc.)	ZS016	West Country (and other SR 3-cylinder)
ZS002	BR Standard 2MT (and similar types)	ZS017	L&Y tank (and similar)
ZS003	LMS 2-cylinder (eg Stanier Black 5, 8F)	ZS018	LNER A1 replica 'Tornado' (60163)
ZS004	LNER J94 Austerity (and similar small NE locos)	ZS019	Terrier A1X (and other small Southern steam)
ZS005	GNR/LNER A3 'Flying Scotsman' (also A1, A2, etc.)	ZS020	GWR Pannier tank
ZS006	LMS 2P, (and similar small LMS locos)	ZS021	BR Standard 7 Britannia 'Pacific'
ZS007	LNER A4 Gresley 'Pacific'	ZS022	LNER C13 Robinson 'Atlantic'
ZS008	BR Standard 8P 'Duke of Gloucester' (71000)	ZS023	LMS 3-cylinder (Jubilee, Scot, etc.)
ZS009	BR Standard 9F	ZS024	<b>NEW:</b> LMS Beyer-Garratt
ZS010	Southern 2-cylinder (eg Q1)	ZS025	GWR Collett Goods
ZS011	GNR/LNER N2 (L1, and other NE 2-cylinder tanks)	ZS026	LMS Jinty (also Midland 1F)
ZS012	GWR Hall (and other GWR 2-cylinder)	ZS027	LNER P2 Gresley 'Mikado'
ZS013	GWR King	ZS028	<b>NEW:</b> GWR 'Prairie' tank
ZS014	GWR Castle (also Star)	ZS029	<b>NEW:</b> LSWR Beattie Well tank
ZS015	LNER/BR Thompson B1	ZS030	<b>NEW:</b> LNER J15 (and GER Y14)

## 'EVERYTHING YOU NEED FOR YOUR DIGITAL RAILWAY'

We stock over 30 leading brands inc. R-T-R locos and rolling stock from Bachmann, Dapol, Heljan, Hornby, plus PECO track, all at competitive prices.

**See us in person at these forthcoming shows (order in advance for collection):**

MRX - Manchester Museum of Transport (May 16th & 17th); Perth & District MRC, (June 27th & 28th); Silver Fox DCC MRC, Milton Keynes (August 15th).

Call us  
now on **01522 527731**

Online  
shop **[www.digitrains.co.uk](http://www.digitrains.co.uk)**



# Welcome

## THE EDITOR'S PAGE



BRITISH MODELLING took a giant leap forward in April when Locomotion Models made the unexpected announcement of the Stirling 'single' 4-2-2 for 'OO' gauge at the Shildon

outpost of the National Railway Museum.

Not only was the choice of model unexpected, but so was the manufacturer, with Canadian outfit Rapido Trains being the chosen partner. This is new territory for the manufacturer as even for its loyal Canadian and American modelling followers Rapido has never produced a steam locomotive before.

However, it is the drive of the team at Locomotion Models - which now includes former Hornby Marketing Director Simon Kohler - which is making this stunning locomotive possible in 4mm scale. Rapido is equally enthusiastic about the project and were quite clearly excited at the prospect of developing the 'single' when the 3D scanning of the preserved locomotive took

place on April 8 at the Shildon museum.

Locomotion Models has also cemented its position in the marketplace this month with the arrival of its stunning model of the GNR Ivatt 'C1' 4-4-2 - a design which has long been missing from the model railway world.

Produced by Bachmann, the 'Atlantic' shows a new direction for Locomotion Models too as it is being released both as the National Collection engine 251 in GNR livery, as well as in LNER livery with the locomotive's later number of 2800, and it has also been released in British Railways black as 62822 - the last GNR 'Atlantic' to remain in traffic with BR.

This inclusion of a wider range of liveries will set this model in a strong position as it increases its appeal to a wider audience - something which can only be good for the future of Locomotion Models' production plans for scale models.

Meanwhile new releases have been coming in thick and fast to the *Hornby Magazine* office during April with the first of Bachmann's 'N' gauge 'Merchant Navy' 4-6-2s and Class 47/7s touching down plus the new LMS non-corridor carriages from Hornby and OO Works latest steam locomotive - the London, Brighton

and South Coast Railway 'I3' 4-4-2T.

And it doesn't stop there. In the news Hornby received the first decorated sample of its new GWR 'King' 4-6-0 at the very end of April - see Update - and here at *Hornby Magazine* we've been evaluating the first decorated sample of the BR diesel brake tender for 'OO' gauge.

It is highly encouraging to see so much progress with new releases. 2014 was, on the whole, a year of announcements, but with the way 2015 is shaping up it looks set to be a busy year of new releases and I for one can't wait to see what lands on our desk next as there are some very exciting projects, including Dapol's first ready-to-run 'O' gauge locomotive, just around the corner.

As ever we'll be bringing you coverage of all the new releases as soon as we have sight of them here in the *Hornby Magazine* office. It's what makes this hobby so exciting.

Happy modelling!

*Mike Wild*

Mike Wild  
Editor

## ISSUE GUIDE

### WIN!

A steam driving experience on the Severn Valley in our exclusive competition!

### HOW TO

**40** Rock cuttings can make impressive scenic features, but are often overlooked. Nigel Burkin explains how to mould your own rocks and how these dramatic features can be used in British modelling.

### DIGITAL CONTROL

**88** Hornby's Twin Track Sound DCC decoders offer more functionality over the standard set up. Paul Chetter picks up the Class 40 and shows how working directional lights can be added with just a few pounds worth of components.

**WIN! A DRIVING EXPERIENCE!**  
WORTH £300

**HORNBY**  
magazine

Issue 96 June 2015 USA \$12.99 CAD \$12.99 AUS \$11.95 UK £4.20  
www.hornbymagazine.com

**BRIDGE INSPIRATION**  
STUNNING 4MM SCALE EXHIBITION LAYOUT!

**PLUS**

- Hornby LMS non-corridor carriage for 'OO'
- OO Works LB&SCR Marsh 13' 4-4-2T
- Dymis Ultima DCC control system in detail

**HOW TO CREATE REALISTIC ROCKS**  
**FACTORY FRESH PAINT FINISH**

**UPGRADE**  
Make the most of TTS

**FORMATIONS**  
The pick up goods explained

771753724669

### REVIEWS

**64** All the latest reviews including Locomotion's GNR 'C1' 4-4-2 for 'OO', Bachmann's 'Merchant Navy' for 'N', OO Works 'I3' 4-4-2T in 'OO' and Hornby's new 'OO' LMS carriages.

### FEATURE LAYOUT

**16** Peter Midwinter's fascination with bridges resulted in this stunning model of Connel Ferry Bridge - a model built from plastic - as the centrepiece to Bridge of Muir.

### TRAIN FORMATIONS

**52** The pick up goods is synonymous with the steam era and it is simple to model a versatile formation. Mark Chivers shows how to model these trains using readily available stock.



# Locomotion launches **STIRLING** **'SINGLE'** for 'OO'



**Locomotion Models and Rapido Trains have joined forces to create a first ever 'OO' ready-to-run model of the Stirling 'single' 4-2-2.**

**L**OCOMOTION models and the National Railway Museum (NRM) have unveiled plans to produce a special edition 'OO' gauge ready-to-run model of Great Northern Railway (GNR) Stirling 'single' 4-2-2 No. 1.

Built by the GNR between 1870 and 1895, 53 of these distinctive locomotives with their single pair of 8ft 1in driving wheels were completed for use on express passenger trains over the East Coast Main Line.

The announcement was made

on April 8 at a 3D scan event at Locomotion, the NRM at Shildon. This 'OO' gauge locomotive is to be produced by Canadian manufacturer Rapido Trains and will be the company's first steam outline model. The specification includes a highly detailed body, provision

of alternative tenders, smooth running mechanism and capability to negotiate second radius curves.

Two Digital Command Control (DCC) ready variants are being produced initially, with the choice of the smaller Sturrock tender (Cat No. NC001) which the locomotive

Bridge of Muir  
signs up for



Peter Midwinter's stunning Bridge of Muir – see feature on pages 16-25 – is the latest addition to the line up for the 2015 Great Electric Train Show on the weekend of October 10/11. This fabulous 'OO' Scottish Region layout, which has a 10ft long truss bridge at its centre, is one of 15 confirmed layouts for the *Hornby Magazine* sponsored event at the Heritage Motor Centre.

This year's event sees new advance opening times for pre-booked tickets allowing early entry to the show plus the second public outing for *Hornby Magazine's* Shortley Bridge and Felton Cement Works which was completed in 2014 for *Hornby Magazine Yearbook No. 7*.

● For full details of all confirmed layouts, discounted tickets and the latest show news, visit [www.greatelectrictrainshow.com](http://www.greatelectrictrainshow.com)

## MODELLERS MECCA

Modellers Mecca has added an exclusive limited edition wagon to its range with the announcement of a Bachmann 'OO' gauge 12ton pipe wagon as KDB741381 in Satlink livery (Cat No. 38-702Z).

This latest addition continues the theme set by the retailer's previously limited edition - an 'OO' gauge 22ton tube wagon in Satlink livery (38-750Z).

Both models will be limited to 504 pieces, with anticipated prices of £27 for the pipe wagon and £31 for the tube wagon. Pre-orders are now being taken with delivery expected in 2016.

● Visit [www.modellers-mecca.co.uk](http://www.modellers-mecca.co.uk) for more information.






The 'single' was later scanned on April 8 to assist in production of CAD/CAM drawing for the model.

has been paired with for much of its time in preservation or an original Stirling 'single' tender which the locomotive eventually received in 2014 (NC002). DCC sound-fitted versions will also be available using original archive sound footage (NC001S and NC002S respectively).

Prices are set at £199 for DCC ready and £289 for DCC sound-fitted models, with delivery anticipated late next year. Pre-orders are now being accepted.

● [www.locomotionmodels.com](http://www.locomotionmodels.com) for more information.

## 'OO' debut for Hornby 'J50'



Hornby has unveiled the first shots from its new 'OO' gauge Gresley 'J50' 0-6-0T tooling, and the company's engineers are evaluating the results.

Introduced in 1926, 52 locomotives were built for the London and North Eastern Railway (LNER), initially for use in the West Riding of Yorkshire and subsequently dispersed across the Eastern Region.

Announced in the 2015 catalogue, Hornby's 'J50' will feature a die-cast

chassis, five-pole motor, removable coal load, sprung buffers and 8-pin DCC decoder socket.

The model will be available in three liveries – 635 in LNER black (Cat No. R3324), 68987 in BR black with early crests and high coal bunker (R3325) together with 68971 in BR black with late crests (R3326).

Prices are set at £79.99 each with delivery anticipated in late 2015.

● Visit [www.hornby.com](http://www.hornby.com) for more details.

## APT-E SAMPLE ON SHOW

Rapido Trains displayed a working sound fitted test sample of its forthcoming 'OO' gauge model of the National Collection's Advanced Passenger Train Experimental (APT-E) at the launch of the Stirling

'single' project in early April. The working sample showed the latest progress with the tooling which is due to undergo further refinement including finishing of bodyside grilles.

● [www.locomotionmodels.com](http://www.locomotionmodels.com)



# Decorated brake tender breaks cover

Development of Hornby Magazine's BR diesel brake tender took a significant step forward in April with arrival of the first decorated samples of the new 'OO' gauge ready-to-run model of the much requested prototype.

First to arrive for assessment is B964064 in BR green with small yellow warning panels with further versions expected to arrive for scrutiny in coming weeks. These latest samples have also been upgraded to receive rivet detail on the body top and feature the newly created

tooling for the Gresley bogie.

Hornby Magazine Editor Mike Wild says: "We are working closely with Dapol to ensure that the diesel brake tender is turned out to the highest possible standard and

while we aren't committing to an exact release date at this stage, the model is making good progress."

Further updates on the brake tender project will be published in future issues of Hornby Magazine

and expressions of interest in the model are still being taken via [orders@keypublishing.com](mailto:orders@keypublishing.com)

● Visit [www.hornbymagazine.com](http://www.hornbymagazine.com) for more images and a video of the sample running.





# Great Central Railway prepares its SECOND MODEL EVENT

**F**OLLOWING ITS SUCCESS last year, the Great Central Railway's (GCR) Model Event returns on June 19-21 when the preserved railway stages its impressive three-day model railway exhibition for the second year running with over 60 layouts and more than 40 traders attending.

Supported by *Hornby Magazine*, the exhibition features a wide selection of attractions staged at each station along the heritage railway's eight mile length, the centrepiece of which is a 35,000sqft model railway exhibition hall alongside Quorn

## THE DETAILS

<b>Event:</b>	Great Central Railway Model Event
<b>When:</b>	June 19-21 2015
<b>Where:</b>	Great Central Railway, Quorn and Woodhouse Station, LE12 8AG
<b>Times:</b>	10am-5pm Fri, 10am-5pm Sat, 10am-4pm Sun
<b>Website:</b>	<a href="http://www.gcrailway.co.uk/modelerevent">www.gcrailway.co.uk/modelerevent</a>
<b>Prices:</b>	Adult £15, concession £13, child £9, family (2+3) £34, family (1+3) £23

and Woodhouse station.

Layout highlights include 82G Model Railway Group's impressive 'O' gauge steam shed 82G Templecombe Road (HM74), Peter Midwinter's Bridge of Muir (pages 16-25), Warley Model Railway Club's Broadwater Junction (HM89),

Southampton Model Railway Society's Casterbridge (HM67), Peter Griffiths' modern era Crimson Road (HM64), Mike Bisset's Ladeside Diesel Depot (HM65), Scarborough and District Modellers' North of England Line (HM33) and John Witts' stunning 94ft long Gauge 3 layout,

Warton Road (HM79), which will be on display at Rothley station.

The three day show will also provide the only opportunity this year to see *Hornby Magazine's* 'OO' gauge BR Southern Region layout Twelve Trees Junction. The *Hornby Magazine* editorial team will be there all weekend along with special show-only subscription deals and special offers on our range of limited edition models.

A selection of demonstrations will take place over the weekend including weathering, tree making, grass laying, electrics and kit building. A wide range of traders

***Hornby Magazine's* Twelve Trees Junction will be making its only public outing of 2015 at the Great Central Railway Model Event on June 19-21. Full feature on this 34ft long layout coming next month too.**



82G Templecombe Road brings 'O' gauge modelling with DCC control to the show.



## HORNBY DEBUTS 'KING' SAMPLE



As *Hornby Magazine* closed for press Hornby released the images of its first decorated sample of the new GWR 'King' 4-6-0 for 'OO' gauge.

Announced for the 2015 range, the first arrival for assessment is 6000 *King George V* in BR lined green livery with early crests (Cat No.

R3330), as preserved at the National Railway Museum in York. Also confirmed is 6021 *King Richard II* in BR lined blue livery with early crests (R3370TTS) and fitted with Twin Track Sound.

Other liveries planned for the newly-tooled 'King' include 6011 *King James I* in GWR lined green (R3331) and 6013 *King Edward VIII* in

BR lined green with late crests (R3332).

Priced at £159.99 for standard DCC ready models and £179.99 for TTS sound fitted versions, delivery is expected in the third quarter of this year.

● Visit [www.hornby.com](http://www.hornby.com) for more information.





Peter Griffith's Crimson Road will be one of the layouts representing the modern era.



Warley Model Railway Club's 'N' gauge group will be exhibiting Broadwater Junction.

will be in attendance including Cheltenham Model Centre, Footplate, Model Railway Shop Grantham, Grimy Times, Invicta Model Rail, Kernow Model Rail Centre, TTC Diecast, Train-Tech and many more. Manufacturers will also be represented with Bachmann Europe and Realtrack Models displaying examples of their latest products.

The event is not limited to models, however, as the Great Central Railway plays host to two guest locomotives operating passenger services over the three days including sole surviving LMS Ivatt '4MT' 2-6-0 43106 and BR '9F' 2-10-0 92212. These are set to work alongside the GCR's '9F' 2-10-0 92214, repainted in BR lined green for the 2014 Model

Event, but this year it will be operating as 92220 *Evening Star* following temporary renaming and numbering of the locomotive for the railways 1960s event. A DMU using the resident Class 101 will provide a shuttle service during the event. A full timetable is available on the GCR website.

Tickets are £15 and include unlimited travel all day, together

with access to attractions at each station along the Great Central Railway. Parking will be available at £5 per car adjacent to Quorn and Woodhouse station.

The Model Event 2015 opens at 10am each day and closes at 5pm on the Friday and Saturday and 4pm on the Sunday.

● Visit [www.gcrailway.co.uk/modelevent](http://www.gcrailway.co.uk/modelevent) for more information



## DAPOL CLASS 142 PROGRESSES

Dapol's 'N' gauge Class 142 two-car Diesel Multiple Unit (DMU) is the latest model to make it to the first engineering sample stage and is currently undergoing evaluation.

Built by British Leyland and British Rail Engineering Ltd (BREL) in the 1980s, these two-car sets were originally introduced for use on branch line services, although today they can be found on many commuter routes in the North of England.

The new models will feature all-wheel drive and pick-up on the powered car, directional lights, Scharfenberg couplings, 6-pin DCC decoder socket and Dapol's

close-coupled corridor connections.

Five models will be available initially as 142065 in Northern Rail livery (Cat No. ND116A), 142081 in Regional Railways livery (ND116B), 142025 in Northern Spirit (ND116C),

142085 in Arriva Trains Wales (ND116D) and 142021 in Tyne and Wear PTE colours (ND210E).

Prices are set at £114.95 each, while a delivery date has yet to be confirmed.

● Visit [www.dapol.co.uk](http://www.dapol.co.uk) for more information.





# WIN! DRIVING COURSE!



WORTH  
**£300**

Experience life on the footplate with our latest exclusive competition to win a place on a Severn Valley Railway introductory footplate experience.

**H**ORNBY MAGAZINE has joined forces with the Severn Valley Railway to offer one lucky reader the chance to drive and fire a steam locomotive on this fabulous preserved railway with our latest competition.

The Severn Valley Railway runs 16 miles from Kidderminster through Bewdley and on to Bridgnorth. The competition prize is a place on an Introductory Experience – the railway's most popular course – with a value of £295.

The course includes instruction on how to fire and drive a steam locomotive, the opportunity to try your hand at firing and,

ultimately, take control of the locomotive's regulator covering a total distance of approximately eight miles on the footplate. The locomotive will haul a single carriage and space will be available for up to four guests (over the age of five) to travel free of charge.

Entrants to the competition must be over 18 years of age and a provisional space for the competition winner has been booked on the morning Introductory Experience on August 14.

To be in with a chance of winning this fantastic prize, all you have to do is answer the following simple question and send your answer to us by June 25 2015.

## QUESTION

**HOW LONG IS THE SEVERN VALLEY RAILWAY?**

- a.** 16 miles
- b.** 17 miles
- c.** 18 miles





### SEVERN VALLEY EXPERIENCES

Even if you don't win, the Severn Valley Railway hosts a number of different Footplate Experience courses covering everything from introductory to a full day in the driving seat of a steam or diesel locomotive.

#### INTRODUCTORY EXPERIENCE - £295

The Introductory Experience offers the chance to sample firing and driving a steam locomotive. The locomotive runs with a single carriage and each guest has the opportunity to travel on the footplate for approximately eight miles. Six participants take part in each course.

#### INTERMEDIATE EXPERIENCE - £495

This full day course offers the chance to spend a full day driving and firing a steam locomotive – and hauling a heavy train weighing 200tons too! Up to six guests can travel on the train free of charge. Each participant will have the opportunity to travel on the footplate for up to 16 miles and the train will cover 64 miles in the day.

#### SUPREME EXPERIENCE - £795

Following the pattern of the Intermediate course, the Supreme Experience offers 32 miles on the footplate with only four participants taking part in the day long course. Up to 10 guests can travel on the train which will be formed of six carriages.

#### ULTIMATE EXPERIENCE - £1,595

As the most comprehensive course offered by the railway this two day experience includes the chance to drive two steam locomotives and cover 64 miles on the footplate. The first day will see participants take control of Collett '14XX' 0-4-2T 1450 on an autotrain followed by a larger locomotive on a six coach train on the second day. The experience also includes two nights' accommodation.

#### DIESEL FOOTPLATE EXPERIENCE - £325

If you prefer diesel traction the Severn Valley Railway provides dedicated driving experiences with its fleet of diesel electric and diesel hydraulics with the locomotive hauling a six coach train. It includes travel in the cab as driver or secondman for up to 16 miles and up to six guests can travel on the train.

● Visit [www.svr.co.uk](http://www.svr.co.uk) for full details of all the railway's driving experience courses.

### HOW TO ENTER

Send your answer in by visiting [www.hornbymagazine.com](http://www.hornbymagazine.com) and fill in the entry form. Or send your answer, subscriber number (if applicable), and full contact details on a postcard to 'Hornby Magazine Driving Experience competition', Key Publishing, PO Box 100, Stamford, Lincolnshire PE9 1XQ. Alternatively, send the same details by e-mail to [competitions@keypublishing.com](mailto:competitions@keypublishing.com) with 'Hornby Magazine 'Driving Experience competition' in the subject field.

**RULES:** Strictly no multiple entries. Entrants must be over 18 years of age. The winner will be the first correct answer drawn at random immediately after the closing date. There is no cash alternative, and no correspondence can be entered into. The competition is not open to employees of Key

Publishing or Hornby Magazine. The Marketing Manager's decision is final. The winner will be notified by post, and will be published in HM98. The closing date for entries is June 25 2015 and winners will be notified by July 1 2015 – usually within a week. No purchase necessary. The Severn Valley Railway reserves the right to cancel or rearrange Footplate Experiences at short notice. In any such case, the SVR will try to rearrange or postpone the experience. All Footplate Experiences are subject to the terms and conditions outlined in a document received upon confirmation.

● By entering this competition you agree to Key Publishing Ltd and/or associated company using your details to advise you of future offers and promotions.



# GAUGEMASTER.com

## The Online Home of The Engine Shed

DCC CONTROL	ANALOGUE CONTROL	POINT CONTROL	TRACK	SCENICS	SCENICS
<b>DIGITAL CONTROL SYSTEMS</b>  <b>DCC01 Prodigy Express System</b> £149.95  <b>DCC02 Prodigy Advance2 System</b> £279.95  <b>DCC03 Prodigy Advance2 Wireless System</b> £479.95 <b>DECODERS</b> DCC22 CLASSIC 2 Function Micro £24.95 DCC23 CLASSIC 6 Pin Plug-in Decoder £24.95 DCC27 OMNI 21 & 8 Pin Decoder £18.95 DCC28 OMNI 6 Pin Decoder with Harness TBA DCC29 OMNI Direct Plug Decoder TBA DCC30 OMNI 21 & 8 Pin Decoder (5) £89.95 DCC31 OMNI 6 Pin with Harness (5) TBA DCC32 OMNI Direct Plug Decoder (5) TBA DCC33 Accessory Decoder 4 Accessories £59.95 DCC34 Accessory Decoder Kato UniTrack £15.95 <b>DCC ACCESSORIES</b> DCC11 Prodigy Extension Plate £36.95 DCC13 Prodigy Adv2 Wireless Walkaround £174.95 DCC14 Prodigy Adv2 Backlit Walkaround £125.95 DCC40 Auto Reverse Module £39.95 DCC48 Prodigy DCC Booster Unit 8 Amp £169.95 DCC51 Prodigy Wireless Conversion Set £259.95 DCC55 Prodigy Wired Computer Interface £52.95 DCC60 Spare plug for Prodigy £3.25 DCC61 Medium NEM 652 Socket (5) £7.95 DCC62 Prodigy Universal Lead (2m) £4.95 DCC63 Prodigy Adv Power Supply Unit £24.95 DCC71 Prodigy Decoder Tester £9.95 DCC72 8 to 21 Pin Adaptor £4.50 DCC73 25mm JST 9 Pin Short Harness (2) £4.25 <b>ANALOGUE CONTROL</b> <b>MAINS POWERED CONTROLLERS</b>  GMC-D Twin Track £39.95 GMC-DZ Twin Track Z Scale £84.95  GMC-DSZ Twin Track Simulation Z Scale £104.95 GMC-100M Single Track O Scale £169.95 GMC-100LB Single Track G Scale £99.95 GMC-10LGB Single Track G Scale Fan £164.95 GMC-P Single Track Simulation £39.95 GMC-PO Single Track Simulation O Scale £99.95  GMC-D Twin Track £39.95 GMC-DZ Twin Track Z Scale £109.95 <b>ANALOGUE CONTROL</b>  GMC-DO Twin Track O Scale £159.95 GMC-DF Twin Track Feedback £39.95  GMC-DS Twin Track Simulation £164.95 GMC-DSZ Twin Track Simulation Z Scale £174.95 GMC-TS Three Track Simulation £174.95 GMC-TSZ Three Track Simulation Z Scale £184.95  GMC-Q Four Track £169.95 GMC-QZ Four Track Z Scale £179.95 <b>PANEL MOUNT CONTROLLERS</b>  GMC-100 Single Track £34.95 GMC-100 O Single Track O Scale £44.95 GMC-100LB Single Track G Scale £54.95 GMC-U Single Track Simulation £42.95 GMC-JF Single Track Feedback £37.95 GMC-JO Single Track Simulation O Scale £57.95 GMC-JUD Twin Track £52.95 GMC-JDF Twin Track Feedback £57.95 GMC-JDS Twin Track Simulation £67.95 GMC-JTS Three Track Controller Sim. £79.95 GMC-JQ Four Track £84.95 <b>HANDHELD CONTROLLERS</b> GMC-W Single Track £37.95 GMC-HS Single Track Feedback £39.95 GMC-W Single Track Simulation £59.95 <b>MAINS POWERED TRANSFORMERS</b>  GMC-M1 Output 2 x 16v AC £47.95 GMC-M1DC Output 2 x 12v DC £52.95 GMC-M2 Output 1 x 18v AC (2.5a) £52.95 GMC-M3 Output 1 x 24v AC (1.25a) £52.95 GMC-M4 Output 2 x 12v AC (1.25a) £52.95 GMC-M5 Output 1 x 12v AC (5a) £84.95 GMC-M6 Output 1 x 24v AC (2.5a) £84.95 GMC-M12S Output 1 x 22v DC (5a) £99.95 <b>WALL MOUNTED TRANSFORMERS</b> GMC-WM1 Output 1 x 16v AC or 12v DC £18.95 GMC-WM2 Output 1 x 9v DC (0.6a) £18.95 <b>OPEN TRANSFORMERS</b>  GMC-T1 Output 2 x 16v AC (1a) £20.95 GMC-T1DC Output 2 x 12v DC (1a) £25.95 GMC-T2 Output 1 x 18v AC (2.5a) £20.95 GMC-T3 Output 1 x 24v AC (1.25a) £20.95 GMC-T4 Output 2 x 12v AC (1a) £20.95 GMC-T5 Output 1 x 24v AC (5a) £29.95 GMC-T6 Output 1 x 12v AC (2.5a) £27.95 GMC-TF1 Fitting Kit for T1/T3/T4 £13.95 GMC-TF2 Fitting Kit for T2 £13.95 <b>MODULES</b> GMC-SS1 Super Shuttle Unit £32.95 GMC-SS1LGB Super Shuttle Unit G Scale £44.95 GMC-SS2 Station Stop Unit £37.95 <b>POINT CONTROL</b>  <b>POINT CONTROL STARTER SET</b> £49.95 GMC-PCSET Point Control Starter Set Contains Mains Powered CDU, 3 x Point Motors, 3 Reels of 10m Wire & 3 x Toggle Switches <b>MAINS POWERED POINT CONTROL SYSTEM</b> GMC-PCU1 Point Control Unit £114.95 GMC-PCU2 Slave Unit for PCU1 £52.95 <b>CAPACITOR DISCHARGE UNITS</b>  GMC-CDU Capacitor Discharge Unit £13.95 GMC-MCDU Mains Powered CDU £24.95 <b>POINT MOTORS</b>  GMC-PM1 Motor with Built-in Switch £5.25 GMC-PM2 Motor No Switch £4.95 GMC-PM4 Motor Latching Mechanism £6.25 <b>UNCOUPLERS</b>  GMC-EM1 N Electro Magnetic Uncoupler £8.95 GMC-EM2 Coupling Adaptor Fret (20) £4.95 GMC-TLU OO Tension Lock Uncoupler £10.95 <b>TRACK</b> <b>ELECTRONIC HIGH FREQUENCY TRACK CLEANERS FOR DC (ANALOGUE) USE ONLY</b>  GMC-EM1 N Electro Magnetic Uncoupler £8.95 GMC-EM2 Coupling Adaptor Fret (20) £4.95 GMC-TLU OO Tension Lock Uncoupler £10.95 <b>AXLE-HUNG TRACK CLEANING PADS</b>  GMC-HF1 Single Track Unit £38.95 GMC-HF2 Double Track Unit £48.95 <b>TRACK TESTER</b>  GMC52 Multi Scale Track Tester £4.95 <b>TRACK</b> <b>OO SCALE FLEXIBLE TRACK</b>  GM60 600mm Flexible Track (24) £59.95 GM90 900mm N/Silver Flexible Track (100) £299 GM91 900mm Steel Flexible Steel (100) £175 GM93 900mm N/Silver Blk Flexi Track (24) £79.95 GM94 900mm N/Silver Brn Flexi Track (24) £79.95 GM95 900mm Steel Flexible Track (24) £47.95 GM97 900mm N/Silver Brn Flexi Track (100) £299 GM19 Code 100 (OO) Rail Joiners (24) £2.45 <b>OO SCALE TRACK ACCESSORIES</b> GM45 OO/HO Re-Railer £5.35 GM54 OO Buffer Stop £1.75 BPGM54 OO Buffer Stop (5 Pack) £8.25  GM55 OO Lit Buffer Stop £6.95 GM56 OO Buffer Stop Lights (Pack of 2) £9.95 GM13 Pair of Leads (Joiners/Bare Wire) £4.45 GM66 Homby Type Track Pins 10mm £2.50 GM67 Extra Long Track Pins 15mm £2.50 <b>N SCALE FLEXIBLE TRACK</b> GM22 730mm N/Silver Flexible Track (100) £199 GM96 730mm N/Silver Flexible Track (24) £54.95 GM18 Code 80 (N) Rail Joiners (24) £2.35 <b>N SCALE TRACK ACCESSORIES</b> GM46 N Re-Railer £2.95 GM53 N Scale Buffer Stop TBA BPGM53 N Scale Buffer Stop (Pack of 5) TBA  GM57 N Lit Buffer Stop on Track £8.95 GM58 N Buffer Stop Lights (Pack of 2) £9.95 GM17 Pair of Leads (N Joiner/Bare Wire) £3.25 <b>OO GREY BALLASTED UNDERLAY SYSTEM</b> GM114 OO/HO Granite Ballast (500g) £3.45  GM117 OO/HO Granite Ballast (200g) £2.25 GM200 Flexible Ballasted Underlay (5m) £22.95 GM204 Point & Crossing Ballasting Kit £7.95 <b>OO BROWN BALLASTED UNDERLAY SYSTEM</b>  GM111 OO/HO Brown Ballast (500g) £3.45 GM210 Flexible Ballasted Underlay (5m) £22.95 GM214 Point & Crossing Ballasting Kit £7.95  GM117 OO/HO Granite Ballast (200g) £2.25 GM200 Flexible Ballasted Underlay (5m) £22.95 GM204 Point & Crossing Ballasting Kit £7.95 <b>OO GREY BALLASTED UNDERLAY SYSTEM</b>  GM111 OO/HO Brown Ballast (500g) £3.45 GM210 Flexible Ballasted Underlay (5m) £22.95 GM214 Point & Crossing Ballasting Kit £7.95 <b>N GREY BALLASTED UNDERLAY SYSTEM</b> GM115 N Granite Ballast (500g) £3.45 GM118 N Granite Ballast (200g) £2.25 GM201 N Flexible Ballasted Underlay (5m) £22.95 GM205 N Point & Crossing Ballasting Kit £7.95 <b>N BROWN BALLASTED UNDERLAY SYSTEM</b> GM113 N Brown Ballast (500g) £3.45 GM211 N Flexible Ballasted Underlay (5m) £22.95 GM215 Point & Crossing Ballasting Kit £7.95 <b>SCENICS</b> <b>STARTER PACK</b>  GM194 Scenic Starter Pack £26.95 <b>GENERAL SCENIC MODELLING PRODUCTS</b> GM100 Mod Rod (2.75m) £4.45 GM119 Fine Plaster of Paris (1kg) £5.75  GM130 1/16 Cork Sheet 3' x 2' (60 x 90cm) £6.25 GM131 1/8 Cork Sheet 3' x 2' (60 x 90cm) £10.25 GM167 Balsa Bundle 50 x 76 x 229mm £1.75 GM168 Balsa Bundle 75 x 150 x 450mm £8.95 <b>GRASS &amp; GRAVEL MATS</b> GM20 Spring Grass Mat 100cm x 75cm £7.95 GM21 Summer Grass Mat 100cm x 75cm £7.95  GM22 Autumn Grass Mat 100cm x 75cm £7.95 GM23 Gravel Mat 100cm x 75cm £5.95 GM38 Spring Grass Mat 240cm x 120cm £32.95 TBA GM135X Mini Mat 45 x 30m (SINGLE) £1.65 <b>MEADOW MATS</b> GM140 Meadow Mat - Spring 6mm Grass £8.75 GM141 Meadow Mat - Meadow 6mm Grass £8.75 GM142 Meadow Mat - Spring 12mm Grass £11.75 GM143 Meadow Mat-Meadow 12mm Grass £11.75 GM147 Meadow Mat - Beige 6mm Grass £8.75 GM148 Meadow Mat - Beige 12mm Grass £11.75 <b>STATIC GRASS SYSTEM</b>  GM196 Static Grass Starter Set £9.95 GM193 Purifier Bottle £4.65 GM169 Static Grass Glue (250ml) £6.95 GM170 Spring Grass Flock (30g) £3.05 GM171 Summer Grass Flock (30g) £3.05 GM172 Moorland Grass Flock (30g) £3.05 GM173 Meadow Grass Flock (30g) £3.05 GM174 Woodland Floor Grass Flock (30g) £3.25 <b>BUDGET SCATTERS</b> GM101 Meadow Scatter (50g) £1.80 GM102 Mid Green Scatter (50g) £1.80 GM103 Dark Green Scatter (50g) £1.80 GM105 Spring Green Scatter (50g) £1.80 GM108 Earth Brown Scatter (50g) £1.80 GM109 Black Scatter (50g) £1.80 GM110 Red Brown Scatter (50g) £1.80 GM112 Imitation Coal (50g) £2.25 GM116 Grey Tarmac Scatter (50g) £1.80 <b>LICHENS &amp; HEDGES</b>  GM160 Light Green Hedgerow (1m) £6.75 GM161 Dark Green Hedgerow (1m) £6.75 <b>SCENICS</b>  GM164 Light Green Lichen (80g) £4.75 GM165 Dark Green Lichen (80g) £4.75 GM166 Assorted Lichen (80g) £4.75 <b>FOLIAGE</b> GM150 Fine Light Green Foliage (30g) £3.05 GM151 Fine Dark Green Foliage (30g) £3.05 GM152 Fine Mid Green Foliage (30g) £3.05 GM153 Fine Light Brown Foliage (30g) £3.05 GM154 Fine Brown Foliage (30g) £3.05 <b>STANDARD TREES</b> GM180 Plum Trees (3) £6.95 GM181 Plum Trees in Blossom (3) £6.95 GM182 Fruit Trees (3) £6.95 GM183 Apple Trees (3) £6.95 GM184 Birch Trees (3) £6.95  GM185 Weeping Willow Trees (3) £6.95 GM186 Poplar Trees (3) £6.95 GM187 Pine Trees (3) £8.50 GM188 Beech Trees (2) £7.50 <b>VALUE TREES</b> GM128 Spring Tree Assortment (10) £9.95  GM129 Summer Tree Assortment (10) £9.95 <b>BULK TREES</b> GM120 Deciduous Trees (25) £19.95 GM121 Mixed Trees (25) £19.95 GM122 Fir Trees (25) £19.95 GM123 Small Fir Trees (50) £29.95 GM124 Deciduous Trees (25) £19.95 GM125 Spruce Trees (25) £19.95 <b>MAKE YOUR OWN TREES</b> GM195 Seafom for Tree Making £20.50 GM156 Light Green Scenic Leaves (50g) £3.55 GM157 Mid Green Scenic Leaves (50g) £3.55 GM158 Dark Green Scenic Leaves (50g) £3.55 <b>FLOWERS</b>  GM175 OO/HO Garden Flowers £9.25 GM176 OO/HO Water Plants £9.25 GM177 OO/HO Garden Plants £9.25 GM178 OO/HO Wild Flowers £9.25 <b>GRASS TUFTS</b> GM136 Spring Grass Tufts £10.95 GM137 Summer Grass Tufts £10.95 GM138 Flowering Grass Tufts £11.95 <b>BRICKWORK</b> GM30 Plain Stone Wall Grey £9.25 GM31 Grey Stone Wall & Butresses £9.25 GM32 Grey Stone Wall & Arches £9.25 GM197 Stone Tunnel Wall £7.75 GM198 Single Tunnel Mouth & Walls £14.95 GM199 Double Tunnel Mouth & Walls £19.95 <b>BACKSCENES</b> GM701 Large Valley Backscene £7.95 GM702 Large Countryside Backscene £7.95 GM703 Large Open Field Backscene £7.95 GM704 Large Village Backscene £7.95 GM705 Large Cloudy Sky Backscene £7.95 GM706 Large Industrial Backscene £7.95 GM707 Large Housebacks Backscene £7.95 GM708 Large Pretty UK Town Backscene £7.95 GM751 Small Valley Backscene £4.95 GM752 Small Countryside Backscene £4.95 GM753 Small Open Field Backscene £4.95 GM754 Small Village Backscene £4.95 GM755 Small Cloudy Sky Backscene £4.95 GM756 Small Industrial Backscene £4.95 GM757 Small Housebacks Backscene £4.95 GM758 Small Pretty UK Town Backscene £4.95					

THOUSANDS OF ITEMS ARE IN STOCK NOW. E & OE.  
WE CAN DELIVER POST FREE TO MOST UK ADDRESSES





## HIGHWAYS

- OO SCALE WIDE ROAD SYSTEM**  
GM370 80mm Wide Tarmac Road (1m) £6.95  
GM371 80mm Wide Universal Curves (2) £6.95
- OO SCALE NARROW ROAD SYSTEM**  
GM375 68mm Wide Tarmac Road (1m) £6.95  
GM376 68mm Wide Universal Curves (2) £6.95
- N SCALE ROAD SYSTEM**  
GM390 40mm Wide Tarmac Road (1m) £6.95  
GM391 40mm Wide Universal Curves (2) £6.95



## TINY SIGNS

- OO SCALE REPLICA SIGNS**  
TS0086 BR (Eastern) Station Signs £1.95  
TS0087 BR (Midland) Station Signs £1.95  
TS0088 BR (N Eastern) Station Signs £1.95  
TS0089 BR (Southern) Station Signs £1.95  
TS0090 BR (Scottish) Station Signs £1.95  
TS0091 BR (Western) Station Signs £1.95  
TS0092 Street Names £1.95  
TS0093 BR Modern Image Station Signs £1.95  
TS0094 BR Modern Image Station Signs £1.95  
TS0095 BR Modern Image Station Signs £1.95  
TS0096 BR Modern Image Station Signs £1.95  
TS0097 BR Modern Image Station Signs £1.95  
TS0098 BR Modern Image Station Signs £1.95  
TS0099 BR Modern Image Station Signs £1.95  
TS0100 BR Modern Image Station Signs £1.95  
TS0101 BR Modern Image Station Signs £1.95  
TS0102 BR Modern Image Station Signs £1.95  
TS0103 BR Modern Image Station Signs £1.95  
TS0104 BR Modern Image Station Signs £1.95  
TS0105 BR Modern Image Station Signs £1.95  
TS0106 BR Modern Image Station Signs £1.95  
TS0107 BR Modern Image Station Signs £1.95  
TS0108 BR Modern Image Station Signs £1.95  
TS0109 BR Modern Image Station Signs £1.95  
TS0110 BR Modern Image Station Signs £1.95  
TS0111 BR Modern Image Station Signs £1.95  
TS0112 BR Modern Image Station Signs £1.95

- N SCALE REPLICA SIGNS**  
TSN92 BR (Eastern) Station Signs £1.95  
TSN93 BR (Midland) Station Signs £1.95  
TSN94 BR (N Eastern) Station Signs £1.95  
TSN95 BR (Southern) Station Signs £1.95  
TSN96 BR (Scottish) Station Signs £1.95  
TSN97 BR (Western) Station Signs £1.95  
TSN98 BR Modern Image Station Signs £1.95  
TSN99 BR Modern Image Station Signs £1.95  
TSN100 BR Modern Image Station Signs £1.95  
TSN101 BR Modern Image Station Signs £1.95  
TSN102 BR Modern Image Station Signs £1.95  
TSN103 BR Modern Image Station Signs £1.95  
TSN104 BR Modern Image Station Signs £1.95  
TSN105 BR Modern Image Station Signs £1.95  
TSN106 BR Modern Image Station Signs £1.95  
TSN107 BR Modern Image Station Signs £1.95  
TSN108 BR Modern Image Station Signs £1.95  
TSN109 BR Modern Image Station Signs £1.95  
TSN110 BR Modern Image Station Signs £1.95  
TSN111 BR Modern Image Station Signs £1.95  
TSN112 BR Modern Image Station Signs £1.95

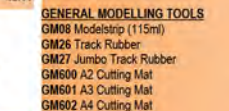
- OO SCALE VEHICLE LIGHTING KITS**  
GM385 Vehicle Lighting Kit £9.95  
GM386 Emergency Vehicle Kit (Blue) £12.95  
GM387 Orange Vehicle Kit (Orange) £12.95



- N GAUGE PLASTIC KITS**  
GMK001 House £4.25  
GMK002 Shop £4.25  
GMK003 Bungalow £3.35  
GMK004 Church with Porch £6.45  
GMK005 House/Shop Unit with Glazing £6.45  
GMK006 Two Shop Unit with Glazing £6.45  
GMK007 Four House Unit £8.45  
GMK008 Country Station £15.15  
GMK009 Station Buildings £7.95  
GMK010 Island Platform with Flat Canopy £7.95  
GMK011 Flat Canopy £2.85  
GMK012 Small Signal Box £6.15  
GMK013 Farm Rail Fencing Brown £2.85  
GMK014 Farm Rail Fencing White £2.85  
GMK015 Telegraph Poles £4.05  
GMK016 Windows Doors & Gutters £2.25  
GMK017 Platform Ramps (2) £2.25  
GMK018 Station Yard Huts £3.05  
GMK019 Weighbridge & Office £4.25  
GMK020 Coal Office £3.05  
GMK021 Level Crossing/Keepers Cottage £5.65  
GMK022 Four Greenhouses £2.85  
GMK023 Water Tower £3.55  
GMK024 Corner Shop £4.35  
GMK026 Corner Pub £4.35  
GMK027 Three Storey Townhouse £5.65  
GMK028 Three Storey Town Shop £5.65

- GMK029 Modern Station** £1.95  
**GMK030 Modern Station Waiting Room** £1.95  
**GMK031 Station Masters House** £1.95  
**GMK032 Pair Pre War Semi Det. Houses** £1.95  
**GMK033 Boilerhouse & Chimney** £1.95  
**GMK034 Stable Block** £1.95  
**GMK035 Cow Shed** £1.95  
**GMK036 Barn** £1.95  
**GMK037 Farm House** £1.95  
**GMK038 Steel Footbridge** £1.95  
**GMK039 Modern Industrial Unit** £1.95  
**GMK040 Modern Fire Station** £1.95  
**GMK041 Platforms Wide (2)** £1.95  
**GMK042 Platform Ramps Wide (2)** £1.95  
**GMK043 Goods Shed** £1.95  
**GMK0100 Town Station** £1.95  
**GMK0101 Old Factory with Chimney** £1.95  
**N GAUGE VALUE KIT SETS**  
**GMK02000 Station Set** £15.25  
**GMK02001 Town Set** £13.25  
**GMK02002 Suburban Set** £15.25  
**GMK02003 Farm Set** £17.25

- OO HO HO Locomotive Wheel Cleaner** £34.95  
**GM47 N Gauge Wheel Cleaner** £34.95  
**GM51 Spare Pads for GM50** £17.95  
**GM49 Spare Pads for GM47** £17.95



- GM619 Precision Lubricator** £4.75  
**GM627 Superfine Oil Pen w/ Teflon Parts** £5.75  
**GM668 Electrical Contact Oil Pen** £9.75
- GENERAL MODELLING TOOLS**  
GM08 Modelling Tip (115mm) £6.95  
GM26 Track Rubber £2.95  
GM27 Jumbo Track Rubber £2.95  
GM609 A2 Cutting Mat £9.95  
GM602 A4 Cutting Mat £2.95  
GM603 A5 Cutting Mat £2.95  
GM604 Round Nose Pliers £6.75  
GM605 Flat Nose Pliers £6.75  
GM606 Side Cutters £6.75  
GM607 Half Round Pliers £6.75  
GM608 Bent Nose Pliers £6.75  
GM609 S/Steel Tweezers (4) £6.75  
GM610 Double Ended Pin Vice £6.75  
GM611 Sawset 1 w/ Scalpel Handle £8.45  
GM613 Trim-away Knife £15.15  
GM614 S/S Scalpel & Blades £7.95  
GM615 Plastic Scalpel & Blades £7.95  
GM616 Cutting Knife & 5 Blades £6.15  
GM617 Pick-Up Tool £2.85  
GM618 Magnifier Tweezers £2.85  
GM621 Curved Tweezer Curved £4.05  
GM624 Swivel Top Pin Vice £2.25  
GM625 Curved Tweezer R/Action £2.25  
GM626 Straight Tweezer R/Action £3.05  
GM627 Blunt End Tweezer R/Action £4.25  
GM628 Cutting Discs (10) £3.05  
GM630 Screw Top Mandrels (3) £5.65  
GM631 Slicing Disc (10) & Mandrel £5.65  
GM632 Budget Needle File Set £2.85  
GM633 Glass Fibre Pencil 4mm £3.55  
GM634 4mm G/Fibre Refills (10) £4.35  
GM635 2mm Glass Fibre Pencil £4.35  
GM636 2mm G/Fibre Refills (5) £4.35  
GM638 Cutting Brushes 0.8-2.0 £5.65  
GM640 Archimedian Drill Stick £5.65

- GM641 HSS Jibbs Drills 0.5 (5)** £7.75  
**GM642 HSS Jibbs Drills 0.8 (5)** £5.35  
**GM643 HSS Jibbs Drills 1.0 (5)** £6.15  
**GM644 HSS Jibbs Drills 1.2 (5)** £6.95  
**GM645 HSS Jibbs Drills 1.5 (5)** £6.15  
**GM646 HSS Jibbs Drills 1.8 (5)** £3.65  
**GM647 HSS Jibbs Drills 2.0 (5)** £3.35  
**GM648 Microbox Drills 0.3-1.8** £5.65  
**GM649 Microbox HSS Twist Drill Bits 61-80** £7.15  
**GM650 HSS Jibbs Drills 0.3 (5)** £7.15  
**GM651 HSS Jibbs Drills 0.4 (5)** £5.65  
**GM652 HSS Jibbs Drills 0.6 (5)** £6.95  
**GM653 HSS Jibbs Drills 0.7 (5)** £3.05  
**GM654 HSS Jibbs Drills 0.9 (5)** £2.75  
**GM655 Spare Blades for GM614** £7.45  
**GM656 Spare Blades for GM616** £17.25  
**GM660 Pick n Place Twin Pack** £20.25  
**GM664 Economy Sprue/Plastic Cutter** £15.25  
**GM666 Clip On Magnifying Eye Glass** £13.25  
**GM668 Pin Pusher with Depth Stop** £15.25  
**GM670 Deluxe Paintbrush Set** £17.25  
**GM693 Value Model Railway Drill** £15.25  
**GM695 Model Railway Screwdriver Set** £17.25  
**GM696 Masking Tape 6mm x 18m (2)** £2.75  
**GM697 Masking Tape 10mm x 18m (2)** £2.75  
**GM698 Masking Tape 18mm x 18m (1)** £2.50

- RAZOR SAWS**  
GM672 Razor Saw Superfine £10.95  
GM673 3 in 1 Saw Set £13.95  
GM674 Razor Saw Fine £10.95  
GM675 Razor Saw Medium £10.95  
GM676 Aluminum Mill Box £14.95  
GM677 Fine Woodcraft Saw £14.95  
GM678 Flush Cutting Saw £11.95  
GM679 Universal Razor Saw £11.95

- SOLDERING IRONS & BITS**  
GM680 15W 230V Soldering Iron £14.95  
GM681 25W 230V Soldering Iron £17.95  
GM682 40W 230V Soldering Iron £17.95  
GM685 15W No.6 Tip £18.95  
GM686 15W No.8 Tip £18.95  
GM687 25W No.6 Tip £18.95  
GM688 25W No.7 Tip £18.95  
GM689 25W No.8 Tip £18.95  
GM690 40W No.6 Tip £18.95  
GM691 40W No.7 Tip £18.95  
GM692 40W No.8 Tip £18.95

- SOLDERING ACCESSORIES**  
GM01 Low Melt Solder 70 degrees (20g) £3.95  
GM02 Solder 180 degrees (20g) £3.75  
GM03 White Metal Flux £5.95  
GM04 Brass Flux £5.95  
GM05 Non Acid Safety Flux £5.95  
GM06 Solder Wire 145 Degrees £4.65



- SWITCHES**  
GM501 Slide Switch DPDT £1.65  
GM502 Slide Switch DPDT (C/Off) £1.65  
GM503 Toggle Switch SPST £2.30  
GM504 Toggle Switch DPDT £2.60  
GM505 Mini-Toggle DPDT (C/Off) £3.10  
GM506 Mini-Toggle DPDT £2.70  
GM507 Mini-Toggle SPST £2.40  
GM508 Mini-Toggle SPDT £2.40  
GM509 Mini-Toggle SPDT (C/Off) £2.60  
GM510 Mini-Toggle for Point Motors £2.65  
GM511 Mini-Toggle for G Point Motors £3.60  
GM512 Push to Break Black (5) £5.95  
GM513 Push to Make Black (5) £2.75  
GM514 Push to Make Blue (5) £2.75  
GM515 Push to Make Green (5) £2.75  
GM516 Push to Make Red (5) £2.75  
GM517 Push to Make White (5) £2.75  
GM518 Rotary Switch 1 Pole 12 Way £2.75  
GM520 Rotary Switch 2 Pole 6 Way £3.70  
GM521 Rotary Switch 3 Pole 6 Way £3.70  
GM522 Rotary Switch 4 Pole 3 Way £3.70  
GM501 Slide Switch DPDT (25) £13.50  
GM502 Slide Switch DPDT (C/Off) (25) £13.50

- BPGM503 Toggle Switch SPST (25)** £35.95  
**BPGM504 Toggle Switch DPDT (25)** £39.95  
**BPGM505 Mini-Toggle DPDT (C/Off) (25)** £45.95  
**BPGM506 Mini-Toggle DPDT (25)** £41.95  
**BPGM507 Mini-Toggle SPST (25)** £35.95  
**BPGM508 Mini-Toggle SPDT (25)** £35.95  
**BPGM509 Mini-Toggle SPDT (C/Off) (25)** £38.95  
**BPGM510 Mini-Toggle for Point Motors (25)** £44.95  
**BPGM513 Push to Make Black (25)** £9.50  
**BPGM514 Push to Make Blue (25)** £9.50  
**BPGM515 Push to Make Green (25)** £9.50  
**BPGM516 Push to Make Red (25)** £9.50  
**BPGM517 Push to Make White (25)** £9.50  
**BPGM518 Push to Make Yellow (25)** £9.50

- WIRE**  
GM11BK Wire Black 7 x 0.2mm (10m) £2.15  
GM11BL Wire Blue 7 x 0.2mm (10m) £2.15  
GM11BN Wire Brown 7 x 0.2mm (10m) £2.15  
GM11GN Wire Green 7 x 0.2mm (10m) £2.15  
GM11GR Wire Grey 7 x 0.2mm (10m) £2.15  
GM11IO Wire Orange 7 x 0.2mm (10m) £2.15  
GM11P Wire Pink 7 x 0.2mm (10m) £2.15  
GM11R Wire Red 7 x 0.2mm (10m) £2.15  
GM11W Wire White 7 x 0.2mm (10m) £2.15  
GM11Y Wire Yellow 7 x 0.2mm (10m) £2.15  
BPGM11BK Black Wire 7 x 0.2mm (100m) £7.95  
BPGM11BL Blue Wire 7 x 0.2mm (100m) £7.95  
BPGM11BN Brown Wire 7 x 0.2mm (100m) £7.95  
BPGM11GN Green Wire 7 x 0.2mm (100m) £7.95  
BPGM11GR Grey Wire 7 x 0.2mm (100m) £7.95  
BPGM11IO Orange Wire 7 x 0.2mm (100m) £7.95  
BPGM11P Pink Wire 7 x 0.2mm (100m) £7.95  
BPGM11R Red Wire 7 x 0.2mm (100m) £7.95  
BPGM11W White Wire 7 x 0.2mm (100m) £7.95  
BPGM11Y Yellow Wire 7 x 0.2mm (100m) £7.95

- GENERAL ELECTRICAL ACCESSORIES**  
GM12 Pair Connecting Leads (Pin/Bare Wire) £4.45  
GM14 Crimped Pin Terminals (6) £2.95  
GM15 Ring Terminals (6) £1.95  
GM16 Pair Connecting Leads (Pin/Pin) £4.45  
GM28 Crocodile Clips Red/Black Pair £1.30  
GM29 Knob for Rotary Switches & Pots £2.75  
GM40 1.5a Rectifier £4.95  
GM41 Thermal Cut-Out 1 Amp £3.95  
GM42 Thermal Cut-Out 2.5 Amp £3.95  
GM75 PS6 6-Way Din Plug/Socket £2.75  
GM77 12-Way Poly Terminal Block £1.95  
GM89 Pack of 5 Amp Fuses (5) £2.55

- LIGHTING**  
GM51 Micro LED White (4) £5.95  
GM52 Micro LED Red (4) £5.95  
GM53 Micro LED Blue (4) £5.95  
GM54 Micro LED Orange (4) £5.95  
GM59 Grain of Wheat Bulb 12v Yellow (5) £3.95  
GM70 Grain of Wheat Bulb 12v Red (5) £3.95  
GM71 Grain of Wheat Bulb 12v Clear (5) £3.75  
GM72 Grain of Wheat Bulb 12v Green (5) £3.95  
GM73 Grain of Wheat Bulb 12v Orange (5) £3.95  
BPGM69 GOW Bulb 12v Yellow (100) £48.95  
BPGM70 GOW Bulb 12v Red (100) £48.95  
BPGM71 GOW Bulb 12v Clear (100) £38.95  
BPGM72 GOW Bulb 12v Green (100) £48.95  
BPGM73 GOW Bulb 12v Orange (100) £48.95  
GM80 LED Green 3mm 12v (5) £2.05  
GM81 LED Red 3mm 12v (5) £2.05  
GM82 LED Yellow 3mm 12v (5) £2.05  
GM83 LED Green 5mm 12v (5) £1.80  
GM84 LED Red 5mm 12v (5) £1.80  
GM85 LED Yellow 5mm 12v (5) £1.80  
GM86 Resistor 1K Ohm for LEDs (10) £1.55

- MAGNETS**  
GM86 Small Magnets (10) £5.50  
GM87 Medium Magnets (10) £5.75  
GM88 Large Magnets (10) £6.95  
GM98 3v Bulbs (10) & Capacitors (5) £5.75  
GM99 Pack of Reeds & 5 Magnets £13.50



## RANGES STOCKED

- Airfix  
Antex  
Arnold  
Atlas  
Bachmann  
Berko  
Busch  
Capital Transport  
Carrera  
Cartrix  
Classix  
Cooper Craft  
Corgi  
Cornerstone  
Dapol  
DCCconcepts  
Deluxe Materials  
DM Toys  
Dornaplas  
EFE  
Electrotren  
Faller  
Fleischmann  
FlySlot  
Gaugemaster  
Graham Farish  
Harburn Hamlet  
Heljan  
HMRS Transfers  
Hobbytrain  
Hornby  
Humbrol  
Ian Allen  
Jagerndorfer  
Jordan  
Jouef  
Kato  
Kestrel Designs  
Kibri  
Knightwing  
LGB  
Lifelike  
Lightcraft  
Marklin  
Mehano  
Metcalfe  
Middleton Press  
MINIs  
Modelcraft  
Model Scene  
MRC  
Ninco  
Noch  
NSR  
Oxford Diecast  
Parkside Dundas  
Peco  
Piko  
Plastruc  
Pola  
Preiser  
Racer  
Railmatch  
Ratio  
Revell  
Rivarossi  
Roco  
Rokuhan  
Rotacraft  
Scalextric  
Scenix  
Seep  
Seuthie  
Sideways  
Slaters  
Spraycraft  
Springside  
SRC  
Superquick  
Tiny Signs  
Tracksetta  
Train Tech  
TrainSave  
Trix  
Viessmann  
Vollmer  
W & T Manufacturing  
Walther  
Wilking  
Wills  
Xuron

## GAUGEMASTER Limited Edition News All N Gauge Class 73s are £69.95 and limited to 150pcs

**N GAUGE**

DAGM230 Pullman - £69.95  
73 101 Brighton Evening Argus

DAGM231 IC Executive Pristine  
73 142 Broadlands

DAGM232 First BGRF  
73 141 Charlotte

DAGM233 South West Trains  
73 235

DAGM234 Southern Livery  
73 202

**OO GAUGE**

DAGM100 Pullman  
73 101 The Royal Alex

DAGM101 Pullman  
73 101 Brighton Evening Argus

£129.95 each

DAGM220 Class 66 DB Schenker  
66 001

£89.95

These have been a long time coming but we are certain will be worth the wait. Laser scanned for super accuracy, loaded with features and a 21 Pin DCC socket. Sadly these items have unavoidably risen in price but for those who have already ordered, we will honour the pre-order price. 300 of each only.

Traffic Red DB Schenker livery. Just 150pcs available on general release. Expected 2015

CONTACT US FOR A FREE PRICE LIST

HUGE DEPTH OF STOCK, VISIT OUR WEBSITE FOR LIVE STOCK INFORMATION



# Bridge of Muir

The striking bridge at Connel Ferry in the West Highlands inspired **PETER MIDWINTER'S** latest Scottish layout, all built in 4mm finescale.

**PHOTOGRAPHY, MIKE WILD.**



**SEE MORE!**  
VISIT [WWW.YOUTUBE.COM/HORNBYMAG](http://WWW.YOUTUBE.COM/HORNBYMAG)  
AND SUBSCRIBE TODAY



**B**RIDGES have always fascinated me and it is one field that I have always enjoyed modelling. There are many large bridges such as the Tay, Forth and Royal Albert, as well as many smaller ones that have provided inspiration to the modeller.

One that has always been regarded by me as having grace and charisma as well as elegance is the Connel Ferry Bridge built by the Callander & Oban Railway and opened in 1903. It's just five miles along the west coast of Scotland from Oban and was the junction where the line went across the straits, called appropriately the Falls of Lora, and took the line over the bridge to Ballachulish further north.

This turmoil of water is seen at low tide when the water from Loch Etive comes down to the narrows and meets

the waters of the sea. It is a cantilever style bridge supported at its ends on stone viaducts and in the narrows on two piers set into the bedrock. The two cantilevers support a centre section. The bridge was constructed by W. Farrels engineers of Glasgow and cost £43,000 to build. It still stands today as a road only bridge.


It was with this information that I decided that my next layout was to be based upon Connel Ferry Bridge. It was also decided that after my experience of Digital Command Control (DCC) on my Watermill Halt model, that this layout was also to be DCC operated. Other areas that I wanted to include were a small hydro-electric power station and a dam. I had a number of buildings already made from previous layouts that I wanted to use as well.

With all this in mind the next step was to come up with a suitable plan of the layout.

## STATISTICS

<b>Owner:</b>	Peter Midwinter
<b>Scale:</b>	'OO'
<b>Length:</b>	36ft (total)
<b>Width:</b>	2ft 6in
<b>Track:</b>	SMP with handbuilt points
<b>Control:</b>	DCC, NCE PowerCab
<b>Period:</b>	BR Scottish Region, 1960s

In the end it was settled that the overall length would be 36ft x 2ft 6in. The centre attraction was to be the bridge which, with the viaducts at each end, was 10ft long. North of the bridge the railway, after passing the small halt and the control of the road access to the bridge which is based on North Connel Ferry Halt, is on a hillside ledge and is based upon the line alongside Loch »

 **A BRCW Type 2 leads a set of Presflo wagons up the gradient from the Connel Ferry Bridge.**







A Derby built Class 108 DMU enters the bridge on departure from Bridge of Muir.



Lomond from Tarbet to Crianlarich. Partway along it passes over the massive pipe lines bringing the water down from the hills to Sloy hydro-electric power station on the side of Loch Lomond. This has been included on the layout but using some modeller's licence: the station actually has four turbines but the model only has two, both of which have flashing units fitted in them to represent flashing of commutators. The line then passes into the fiddle yard via a tunnel.

South of the bridge the line comes into the station which has an island platform with the station building on it in typical Scottish highland style. At the far end of the station are the lines into the small goods yard and engine shed on one side and on the other side two lines serving the wood sidings.

The main line continues out of the station passing over a farm crossing, onto a truss bridge crossing over a small loch and then into a tunnel to the fiddle yard. Once this had all been fixed a full size plan of the track layout was produced and from this all the points were built. It was time to start construction in earnest.

## HANDBUILT POINTS

The track is SMP code 75 16.5mm gauge with the points made in the time honoured way of using copper-clad sleepers. Each point is built on top of a template from the original plan and which has been covered with greaseproof paper. Onto this is placed a number of pre-cut sleepers which have double sided tape adhered to the non-copper side and then placed down onto the greaseproof paper over the desired sleeper spacing. To these are soldered the outer rails and then the vee rails of the frog.

Using roller gauges the rest of the rails are soldered onto the copper-clad until the completed point has been formed. The final construction is the soldering of the rest of the sleepers filling the gaps

between the other sleepers from the start. Once completed a round rifer file is run down the outer edges of the solder between the copper-clad and the rail to give the impression of the rail chairs.

While the points were being constructed the area of track in the station and goods yard was covered with 1/8in thick cork but on the main running line a further 1/8in cork was laid and the edges chamfered to represent the edges of the ballast.

The laying of the track was done by coating the cork surface with raw PVA glue and then positioning the track and points in place onto the glue. Over the years of making layouts I have found that it is best to leave off the tie bar on the points during gluing. When laid a hole is drilled through the baseboard to allow the point spindle to pass through.

When satisfied that the position is correct large display pins are inserted at the sides of the track and points to hold it all in place. The whole is then liberally covered with extra fine granite chippings and left for a minimum of 24 hours to allow everything to set, after which the surplus material is vacuumed up and sieved ready for re-use on the next section.

When all the points have been finished the tie bars are then added to them. After all the track has been laid all the electrical feed breaks and isolation cuts in the points and copper-clad sleepers are completed and tested together with the fitting of all the point motors. It is then completely tested electrically with rolling stock and any adjustments or alterations made.

When this was completed to satisfaction all of the track was sprayed with a track colour paint and left to dry. When dry the top of the rails and the inside of the point blades were cleaned and the whole track retested again to ensure satisfactory operation.





One other operation that was completed before the laying of the track was the fitting of the uncoupling magnets. We had decided early on that Kadee couplings would be used but not their magnets. Small Neodymium magnets 1.5mm x 5mm x 25mm were used and set into the cork utilising one magnet under each rail with the 25mm length running parallel to the rail.

The layout is DCC operated using the NCE Pro-Cab system. The system is fitted with a Tam Valley turn on soft-start board and also a booster board for accessories.

For point operation it was decided that slow acting motors would be used with DCC Concepts Cobalts being chosen. These were wired direct from the track and the main busbar but the direction control is via a small control panel with the track layout marked on it and using stud and probe to alter the point

direction. Continuity between boards is via Radio Spares single type pin and plug sockets and small 'D' type connectors.

## THE BRIDGES

The main attraction on the layout is, of course, the main bridge based on Connel Ferry together with the smaller bridge that crosses the loch. Both bridges are completely hand made. The smaller of the two bridges is across the small loch at the farm end of the layout and is based loosely on a bridge that was on the Aberfoyle branch. A full 4mm scale plan was drawn and this was used as a template to build the sides of the bridge. These were constructed out of Plastruct sections.

The main bridge was to be as near as possible an accurate model of the real Connel Ferry Bridge. The first problem that was encountered was that there were no

full drawings available to the public. Some information was obtained from a feature that was written about the construction of it in *The Engineer* in 1906. This gave some drawings with the overall dimensions which was a great help. The *Oban Mail* printed a request for any information for me and this proved very fruitful in the end on many of the smaller details.


Over a period of six months much information was collected including spending three hours in the pouring rain while on holiday in Scotland, taking some 200 photographs and many pages of notes and dimensions on girders and the like. Many people that day must have thought that a madman had taken over the bridge, soaking wet and dodging the traffic in between the traffic lights. In the end sufficient details were obtained to allow drawings to be made »



**Peppercorn 'K1' 2-6-0 62024 rumbles off the bridge with a mixed goods. The entire bridge has been built from plastic section with brass channel running through the deck for strength.**







used for covering, shrubs and hedges. Most of the hedges and shrubs are sprayed with hair lacquer and a light covering of flocks applied to bring out the rough texture.

Trees are of two types. The first are sea moss which have their stems coated with texture paint to form the trunks and give more strength to the slender stems. These are then painted. The next step is to spray the top of each with extra strong hair lacquer and then dip it into Woodland Scenics flocks. The excess is then shaken off and resprayed with the hairspray. This process is repeated until the required texture of foliage is attained.

The second method is mainly used on the Scots pine trees. These are made from twisting various strands of cake wire into

**Left: A Waggon und Maschinenbau railbus rumbles along the line above the hydro-electric power station. It is a scaled down model of Sloy power station on Loch Lomond.**

**Below: Robinson 'D11/2' 4-4-0 62677 Edie Ochiltree coasts down grade towards Bridge of Muir after crossing the hydro-electric power station.**

ready for the construction to begin.

In the end it was decided that it would be scaled down by 10% to allow it to fit in height and lengthwise. Drawings were used as templates to manufacture the various parts. Plastruct sections were used throughout the construction, but to give it some extra strength two 'U' sections in brass were fitted under the deck of the bridge. A number of jigs were made to assist in the manufacture of items, such as the under deck cross girders and the gusset plates.

## SCENERY

Basic scenery was constructed from polystyrene blocks shaped and contoured and covered with a thin coating of roughing plaster. The cliff faces are carved and shaped just as the plaster is 'going off' to represent as near as possible rocks similar to that found in the actual location around areas on the West Highland line.

When all is dry the scenic areas are painted with poster paints, care being taken on the cliff and rock faces. The grass areas are then coated with a diluted PVA glue and then flock and scatter materials out of the Woodland Scenics and Noch ranges are





the desired shape and then covering the trunk again with texture paint. When dry this is painted in greys and browns to represent the colours of the trunk. Woodland Scenics tree foliage is then applied to the outer branches and held in place with a few drops of superglue. Once dried the foliage is sprayed with the hair lacquer and covered with flocking powder.

The large riverbed below the bridge was formed using polystyrene for the edges after which the bed was painted with poster paints to represent the colour of water. Once this had dried it was coated with Deluxe Easi Water. Before this had set a toothpick was used to pull the setting liquid up to form ripples in the water. If required further liquid was applied until

the desired effect had been achieved.

## BUILDINGS

The buildings for the station, farm, smithy and the goods shed are from previous layouts that are now long gone. The station building is based upon the building at Kyle of Lochalsh and was built in the early 1980s for a layout based on that station. The main carcass is made from 4mm plasticard onto which is glued the embossed planking plasticard to form the planked effect of the wooden building. The doors and windows are from an American range of fittings that I obtained in 1970 on a trip to the USA. Part of the interior is detailed. It was originally painted in BR maroon and cream but was repainted in the light brown and cream

to suit the area. The goods shed is made from two Ratio kits joined together.

The farmhouse and barn is from Buxworth Sidings which was built in 1990 and scrapped in 2005. The carcasses for the buildings were balsa wood and covered, in the case of the barn, with embossed stone whereas the house is covered with Wills whitewashed stone sheet. The doors and windows are from the Wills range of fittings.


The smithy is a Downs plan model made at the same time as the farm building. The building has a balsa wood frame which was coated with PVA glue followed by a layer of DAZ modelling clay. This was allowed to dry before it was sanded down to represent the white wash stone. Again doors and windows are from the Wills







**A BRCW Type 2s pauses at Bridge of Muir with an alumina working. The station buildings are based on Kyle of Lochalsh.**



range. Considering that these models are over 20 years old they are still like new and will, it is hoped, last a long time to come.

The new models made for the layout have been the small platform signalbox and the hydro power station and dam. The signalbox is based loosely on the style that is used on the West Highland Line. Construction uses a box of clear plastic onto which the windows from the Ratio signalbox range and plastic brick sheet are glued. The inside is fully detailed with a Springside kit and is fitted with LED lights.

The power station is based upon the Sloy power station alongside Loch Lomond on the road from Tarbet to Crianlarich. The basic form of the building is foamboard covered with embossed plastic card from the South Eastern range. The large front windows are made up from the Dornaplas large curved ones which are cut down and glued together to form the required shape. The transformers are from Bachmann and the pylon is a Walthers kit.

The dam is made from balsa wood and



**With a trio of Gresley corridor carriages behind, a Robinson 'D11/2' 4-4-0 – known as 'Scottish Directors' – eases into the loop at Bridge of Muir.**





The farmhouse and barn are repurposed buildings from a previous layout.

then painted with texture paint to give a representation of concrete. A lot of the other items like the penstock pipes and the spindle tops of the valves are made from the Plastruct range of sections. Inside the building two hydro turbines have been installed and each has been fitted with a flashing unit to represent the flashing of the commutator. General interior lighting is also fitted using LEDs.

## OPERATION

At present there is no set timetable to work to. Train formations are decided by the operators, but it requires constant communication between the two fiddle yards to ensure that we don't overfill either end. We do try to keep the workings relevant to the area modelled. Traffic is also what is found in the area, which is wood, general goods, livestock and fish as well as the odd load of whisky. Also seen are the Presflo wagons for the alumina traffic from Ballachulish to the aluminium smelter at Kinlochleven. Passenger »







A small truss bridge leads the railway across a small Loch to the south of the station. This is scratch built from plastic strip too.



English Electric Type 3 D6711 has charge of an alumina train formed of BR Presflo wagons as it enters Bridge of Muir.





traffic is local suburban together with through trains heading for Glasgow.

Locomotives are based on those seen on the route in the 1950s and 1960s. 'Black Five' 4-6-0s, 'D11/2' 4-4-0s, '2MT' 2-6-2Ts and 2-6-0s, 'K1' and K3' 2-6-0s, 'B1' 4-6-0s and a very occasional 'Clan' form the steam fleet while diesels are represented by classes 08, 17, 20, 29 and 37. Diesel Multiple Units (DMUs) are classes 108 and 105. At present all are fitted with standard 8-pin and 21-pin decoders, but work is under way to convert the diesel locomotives to feature sound.

All the stock is fitted with Kadee couplings allowing shunting within the station and goods yard. Work is currently underway to weather the remaining stock which has not already been done.

## ON SHOW

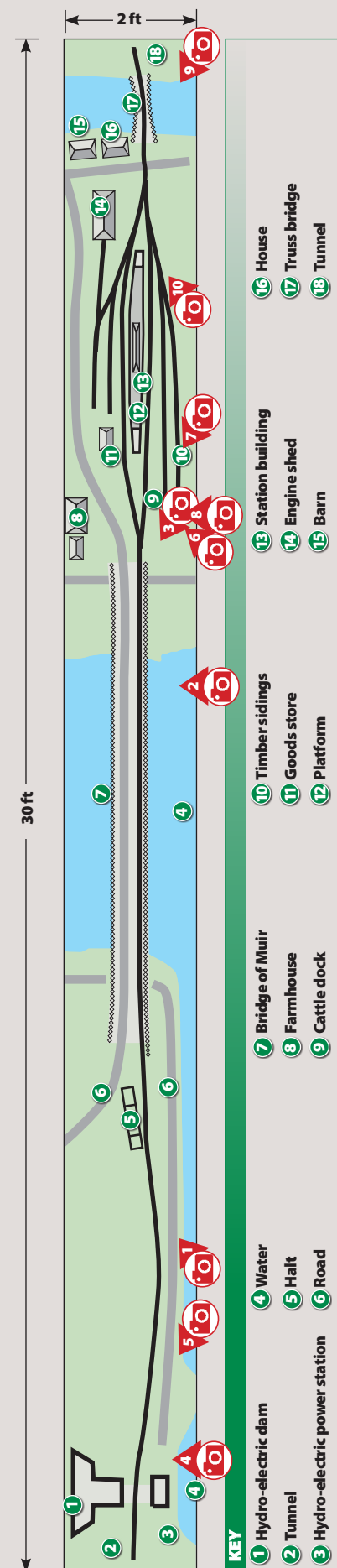
To date Bridge of Muir has only been to one show at Bonnybridge in 2014. It was the first time that it had been erected as

one complete unit following construction in separate halves. There were a couple of minor issues on board alignment - mainly due to where it was built in the house on uneven slate floors - but apart from that it was a matter of a learning curve on the Saturday and a good day on the Sunday.

In the end we were awarded with two trophies. One was for best layout voted by the traders and other layout operators at the show and the other award was for the best scenics on a layout as voted for by the public.

There are still things which need to be done to the layout or further enhance it, mainly many more trees alongside the loch down to the power station. Another coat of water on the loch would be advantageous too while a miniature population is still to be added. Meanwhile we are now working towards Bridge of Muir's next public outings at the Great Central Railway Model Event on June 19-21 and the Great Electric Train Show on October 10/11 - see you there! **DEMI**

## BRIDGE OF MUIR TRACK DIAGRAM (NOT TO SCALE)





# METCALFE

READY CUT CARD KITS

## MAIL ORDERS:

Metcalfe Models, Bell Busk  
Skipton, North Yorkshire, BD23 4DU

## PHONE ORDERS:

# 01729 830072

RAILWAY

## POSTAGE

up to £19.99 - £2.50  
£20 and over - £4.50  
**We are now only taking UK orders.**

**NEW!**

Three new style kits made to go together to create all kinds of split level scenes without the need for lots of custom building.



## Retaining Wall

A sectional wall easily extended with more kits. Features laser cut capping stones for a clean and crisp look.

N Codes: PN144 Stone - PN145 Brick £8.99  
00 Codes PO244 Brick - PO245 Stone £11.99



## Tapered Retaining Walls

A pair of sloping walls designed to stand either end of retaining walls. Can also be built to make a ramped roadway up to the bridge height.

N Codes: PN148 Brick - PN149 Stone £8.99  
00 Codes PO248 Brick - PO249 Stone £12.99

Note: Two tapered walls kits are needed to make a ramp for either side of the bridge as shown here.

RAILWAY



## Railway Bridge

Designed to be used with the retaining walls. Can be made double or single track over the top.

N Codes: PN146 Brick - PN147 Stone £11.99  
00 Codes PO246 Brick - PO247 Stone £13.99

**ALL THREE KITS AVAILABLE IN BRICK OR STONE STYLES**

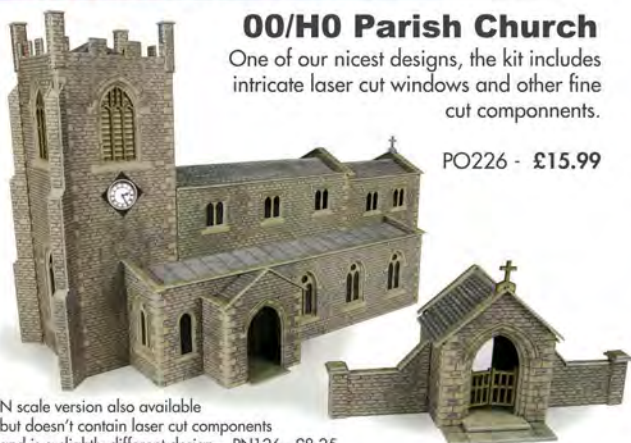


TOWN & COUNTRY

## 00/H0 Parish Church

One of our nicest designs, the kit includes intricate laser cut windows and other fine cut components.

PO226 - £15.99



N scale version also available but doesn't contain laser cut components and is a slightly different design. PN126 - £8.25

TOOLS

## Ultra Fine Glue Applicators

Ultra fine applicators for precise flow of liquid glue, an essential tool when building our finer scale kits. Pack of 3 (glue not included).

MT907 / £3.50

Follow us

@MetcalfeModelsT



MIDI KIT



## Wooden Pavilion

A sports or cricket clubhouse. Ideal for the edge of a village green.

00 / PO410 / £6.50

MINI KIT



## Picnic Tables

Pack contains three table with umbrellas. Note: Umbrella poles not included. Made from paper clips. Only in 00.

00 / PO510 / £5.50

RAILWAY

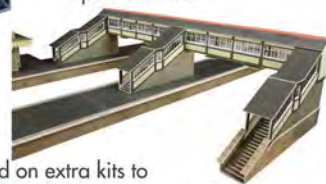
## Footbridge

A covered bridge detailed inside and out. Includes extra lower steps for non platform height.

00 / PO236 / £10.35  
N / PN136 / £9.50



Span 170mm.



Easily add on extra kits to extend the bridge over more tracks.

**Visiting Skipton?** You will find the full range of Metcalfe kits at Craven Model Centre, Mount Pleasant, Skipton High Street, BD23 1JZ



# METCALFE

READY CUT CARD KITS

[www.metcalfemodels.com](http://www.metcalfemodels.com)



find us on

Facebook

## INDUSTRIAL PERFECTION...

Three industrial buildings that can be arranged in different ways to create superb mills and factories...

INDUSTRIAL

### 00/ H0 Boilerhouse & Factory Entrance

A grand entrance for your factory designed to stand with the PO283 and PO282 kits. The boilerhouse with its large chimney creates a spectacular scene.

PO284 - £13.99



### STOP PRESS!

N Scale versions of these industrial buildings to be released very soon...

TOWN & COUNTRY

## 00 LOW RELIEF HIGH STREET BUILDINGS

PO205

PO206

PO271

Great for backdrops and limited spaces.

Works well with our retaining walls as shown here.

**Pub & Shops:**

PO205 - £9.20

**Cinema:**


PO206 - £9.20

**Bank & Shop:**

PO271 - £11.99



INDUSTRIAL



### 00/H0 Warehouse

A very sturdy industrial building, that can be built as low relief or stand alone.

PO282 - £13.99

INDUSTRIAL

### 00/H0 Small Factory

A single storey factory with a northlight roof and loading bay. Designed to stand alongside other kits in the industrial range.

PO283 - £13.99







Box fresh and...

# READY TO RUN

**TIM SHACKLETON** restores a pair of English Electric Type 1s to the condition they were in when first delivered to York MPD in 1967.



**D**ON'T KNOW if you've noticed, but a brand-new 12in:1ft locomotive doesn't look much like an out-of-the-box model. It will be a lot shinier, for a start – I have no idea what the ubiquitous semi-matt finish of most ready-to-run models is meant to represent, but it doesn't resemble anything seen on the real railway.

'Pristine' is a bit of a misnomer too – as soon as a locomotive is fired up for the first time, the exhaust will become sooty, oil and brake block dust will build up on the running gear and it will start to accumulate scuffs and abrasions around, say, the buffer heads and cab steps. A showroom finish it definitely isn't, so I thought we might try and recreate the appearance of a 'box-fresh' locomotive a little more accurately.

My chosen prototype is a matched pair of English Electric Type 1s - Class 20s as they became under TOPS. In the summer of 1967, York shed acquired ten of them, D8300-D8309, brand spanking new and painted in rail blue from the start, with full yellow ends and chrome

trim. Their arrival precipitated the withdrawal of York's last steam locomotives – 'B1s', 'K1s' and BR '3MT' 2-6-0s – and the full dieselisation of local trip work such as the 'Smartie Express' from the Rowntree's factory as well as mineral traffic in the Selby coalfield. The Type 1s also worked longer distances, usually in pairs, to destinations such as Healey Mills and Tyne Yard. Their bright blue and yellow paintwork was pretty startling at first but by the end of the year they were filthy – I don't think York ever bothered cleaning its diesel fleet, and its Type 4s in particular were disgraceful.

A pair of Bachmann Class 20s formed the basis of this project. There are quite a number of variations with this model, principally those with headcode boxes and those without, but I was surprised at the strikingly different shades of blue and yellow that have been used and also by the quality of running. Eventually, though, I sourced a couple of identical models that ran like Swiss watches in perfect harmony with each other, and got down to work, as the Step by Step guide shows. »

**The later English Electric Type 1s were among the first diesels to be delivered new in the BR blue colour scheme, and the effect was striking. Brand new two tone green locomotives had been a common sight until then, and largely passed unnoticed. To 'spotters' they had value as an automatic 'cop' but this was a time when most enthusiasts affected indifference to anything other than steam traction.**





## STEP BY STEP FACTORY FRESH PAINT FINISH FOR A PAIR OF CLASS 20S

Intermediate  
Beginner **SKILL LEVEL** Advanced

- 1** Bachmann's interpretation of BR blue varies widely and for my taste the tone used on these two locomotives is far too dark, calling for a total repaint as well as renumbering if I wanted to recreate the 1967 version of this livery. The deep yellow is equally questionable, but fortunately this particular model doesn't have the orange cantrail stripe which would have been difficult to remove or paint over.



Today's tampon printed graphics come off easily when rubbed with the tip of a wooden cocktail stick but on these older models the livery elements were applied quite thickly and much more permanently. I tried softening them – isopropyl alcohol airbrush cleaner or methylated spirits usually does the trick – but they put up a stubborn fight and I had to shave them off very gingerly with a scalpel blade, followed by a rub down with successively finer grades of abrasive.



I masked off the yellow ends and underframes with Tamiya masking tape. The bare metal handrails are scale thickness so, rather than remove them and replace them with nickel-silver wire, I lightly coated them with a fine engineering grease to act as a paint barrier. Petroleum jelly is equally effective.



Some UK paint manufacturers' interpretations of Rail Blue are pretty questionable and the one I prefer is the LifeColor version (UA813) from the excellent British Railways Livery Shades set. The colour has the bright, slightly turquoise tone that made a big impact on me when I first saw BR diesels in blue back in the mid 1960s.

- 5** Only a fine coat of Rail Blue is necessary to transform the underlying colour – I used an Iwata Eclipse CS airbrush for this. To preserve Bachmann's warning flashes I removed the thin mist of paint that had covered them using airbrush cleaning fluid, which has a stronger action than acrylic thinners.



Cleaning up the handrails – they were left in natural metal when delivered, as were the standions – using airbrush cleaner. Isopropyl alcohol (IPA) cleaning fluid is much the same thing and a lot cheaper! Following the prototype I've removed a short section of handrail on the right-hand side at the front end, using wire cutters. Early Class 20s had side ladders but they were removed around 1963 – subsequent deliveries had the gap but no ladder! In later years the handrail was extended so it was continuous from cab to nose.



- 7** I used IPA to remove any faint traces of blue paint that have eluded the masking tape. Using airbrush cleaner as a solvent you have a good half hour to get rid of any overspray, but acrylic thinners are much gentler as a paint remover and after only five minutes or so the paint is effectively on for keeps.





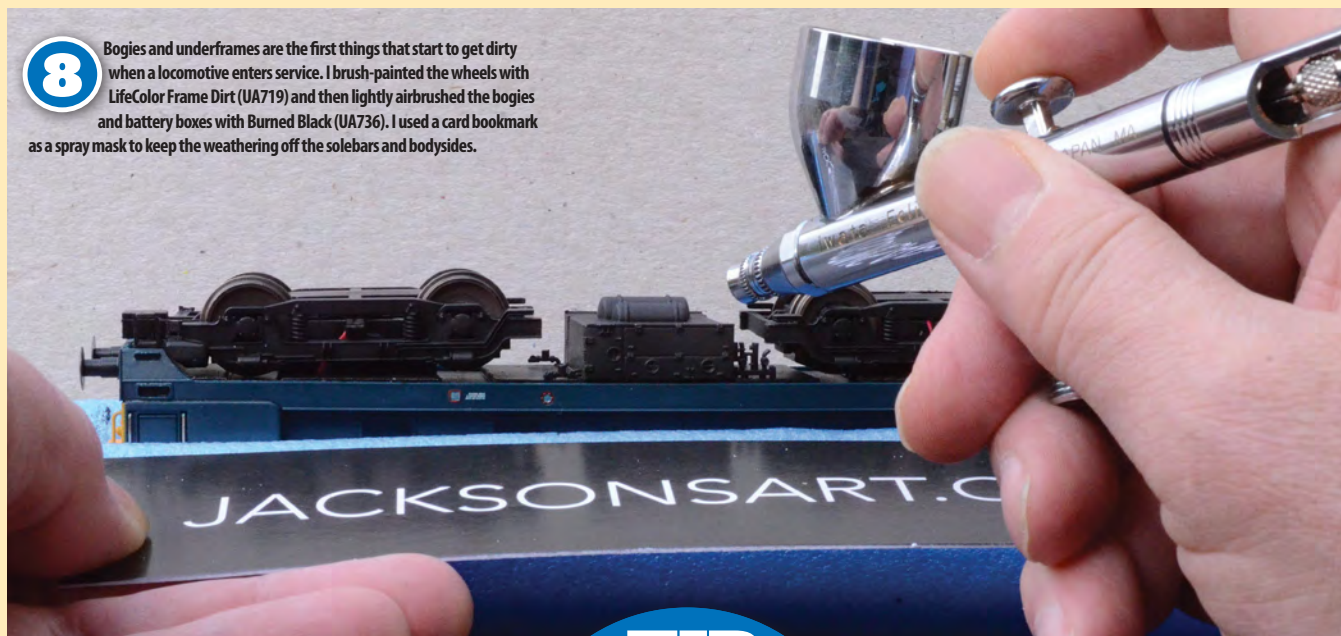
**Left:** Soon after delivery – the buffers are still silvered – D8304 swings round the curve off the Scarborough line and takes the centre road through York station with the ‘Smartie Express’. This was a daily working from the Rowntree’s factory a mile or so distant across to Dringhouses Yard south of the station. The locomotive has only been in service a few days but it’s already starting to get dusty. 53A Models of Hull Collection.

**Below:** Just arrived from the English Electric factory at Newton-le-Willows, a pair of spanking new Type 1s stands in the yard at York shed in July 1967. You can almost smell that fresh paint!



8

Bogies and underframes are the first things that start to get dirty when a locomotive enters service. I brush-painted the wheels with Lifecolor Frame Dirt (UA719) and then lightly airbrushed the bogies and battery boxes with Burned Black (UA736). I used a card bookmark as a spray mask to keep the weathering off the solebars and bodysides.



## TIP

Masking tape is an essential tool in any modellers armoury - and particularly for weathering and painting. Our preference is for Tamiya low tack masking tape which sold in a variety of widths. It's not cheap, but it certainly does the job well.

### WHAT WE USED

Product	Manufacturer	Cat No.
Dirty Grease Effect	Lifecolor	UA262
Frame Dirt	Lifecolor	UA719
Burned Black	Lifecolor	UA736
Rail Blue	Lifecolor	UA813
Silver	Humbrol	11
Yellow	Revell	12
Flat Black	Tamiya	XF1
Flat White	Tamiya	XF2

### USEFUL LINKS

Humbrol	<a href="http://www.humbrol.co.uk">www.humbrol.co.uk</a>
Lifecolor	<a href="http://www.airbrushes.com">www.airbrushes.com</a>
Revell	<a href="http://www.revell.com">www.revell.com</a>
Tamiya	<a href="http://www.tamiya.com">www.tamiya.com</a>

**PLEASE TURN FOR MORE  
STEP BY STEP**





9



If there's an easy way of getting the domino-pattern headcode panel out, I couldn't find it. Instead I drilled through the clear plastic and ground it away using a dental burr in my Dremel tool. Be extremely careful when doing this, or you'll have some delicate repair work to perform.

10



Once surgery was complete I masked off the ends and resprayed the yellow warning panels with Revell No 12 gloss enamel. Bachmann's interpretation is much too deep. Overpainting this colour with the lemony Revell paint gives a more accurate rendition of this shade.

11



Detail work begins with the numbers and BR logos, for which I used PC/HMRS sheet 15. The buffer beam fittings could then be added and painted. When first delivered the Type 1s were vacuum brake only – Bachmann gives you a composite pipework set with air pipes that aren't needed here.

12



Painting the air pipes on the bogies calls for a steady hand and a good quality brush. The knack is to keep the brush well loaded with fresh paint, so it flows on easily. I used Tamiya Flat White (XF2). If you stray, wash the surplus away with airbrush cleaner.





I'm not normally keen on using preserved locomotives as a guide to condition but the Mid-Norfolk Railway's restored English Electric Type 1 No D8069 – seen at Dereham on May 11 2007 – is a good match for what I wanted to achieve, and confirms much of what I could see in my 1967 photographs. It has been retro-fitted with a side ladder – these were carried by the early locomotives in the class but were removed from 1962 onwards as a safety hazard. No blue liveried member of the class had one as delivered.

13



Buffers start to get scuffed the second a locomotive leaves the paint shop. After painting them with Humbrol silver enamel (No 11) – both the front and rear faces should be silvered – I smudged them using Tamiya Flat Black (XF1) and Mike Wild's favourite Dirty Grease Effect (UA262) from LifeColor. To create the necessary random marks, dab the colours on with an old brush that's starting to lose its shape.

14

Even a locomotive on delivery from the makers will have a grubby exhaust, and it will steadily build up over time. Here I'm using an Iwata Eclipse CS to blow on some Tamiya Flat Black (XF1) that suggests exhaust sooting on a working locomotive.

15



More dilute Flat Black is washed into the bodyside grilles and louvers using a candle-flame No 3 brush. This emphasises their depth and creates a fully three-dimensional appearance.



16


Discontinued in 1975, headcode panels were a key feature of the transition era and provide a perfect finishing touch to these models. There are some wildly inaccurate letterforms available but these are spot on. The 6K83 code is from a long discontinued Formil/MPS set (small stocks are still available – email [info@johnlythgoe.com](mailto:info@johnlythgoe.com) for more details) while the reporting number 0D01 was digitally scanned from a colour transparency.



# SECTIONAL TRACK

## EQUIPMENT GUIDE

Sectional track is the cornerstone of trainsets and is useful even where flexible track is used. **MARK CHIVERS** examines some of the options in 'OO' gauge.



**A wide range of sectional tracks are available to the 'OO' gauge layout builder. Our pick of the crop in this guide was the Kato system for its ease of assembly.**

**S**TRONG STURDY STEEL RAILS together with robust sleepers and well maintained ballast are fundamental to the safe and efficient operation of the prototype railway – very obviously, without them there would be no railway.

In model railway terms we are spoilt for choice when it comes to selecting the right track for a project, with products available featuring brass, nickel silver and steel rails as well as a choice of wooden, concrete or metal sleepers and more, in a range of scales and gauges.

This month, we concentrate on a selection of 'OO'/'HO' gauge sectional track, usually supplied in train packs, train sets and extension track packs as well as individually. Available in straight and curved pieces, sectional track is manufactured to pre-determined radii designed so that the track centre between each set of tracks measures 67mm.

UK track geometry currently includes four radii – first radius (371mm), second radius (438mm),

third radius (505mm) and fourth radius (572mm), the radius being the distance measured from the centre of the circle to any point on the perimeter. Other track radii are offered from manufacturers in Europe and North America.

Sectional track is simple and quick to install, particularly for curves, as it doesn't require cutting to size or checking for tight spots as the curves are pre-determined. These sectional curved track pieces are manufactured in a selection of arcs such as 11.25 degree, 22.5 degree and 45 degree, to enable a 180 degree curve or complete circle to be formed. However, remember not to bend sectional track out of shape – it is designed for specific geometries!

Consideration should also be given to the largest locomotives and rolling stock that you are likely to run on the layout – many manufacturers recommend a minimum of second radius curves for their models as anything tighter might cause them to derail. The majority of sectional track is nickel silver and suitable for most applications,

but bear in mind that steel track can rust in certain conditions, which is a particularly important consideration if you are planning a garden layout.

The majority of 'OO'/'HO' sectional track available in the UK features a Code 100 rail profile, which means a rail height of 0.100in. There are other types of rail available for a finer appearance including Code 83 (0.083in) and Code 75 (0.075in), which will be covered in the future. Where possible you should keep track sections on a layout to the same rail profile otherwise the railheads will not match and derailments will occur. For example, don't mix Code 100 and Code 75 together unless you use a special converter track, otherwise there will be a noticeable 'bump' between rail types as the train crosses the join. Helpfully, though, Bachmann, Hornby and Peco track components are compatible with each other.

There are many brands of 'OO'/'HO' sectional track pieces, the following represent just a few. Specialist and flexible track systems will be covered in a future *Hornby Magazine* equipment guide.



# Bachmann 'OO'/'HO'



GUIDE RATINGS					
Range:					
Setup:					
Appearance:					
Price:					
Availability:					



**B**ACHMANN'S range of 'OO' gauge sectional track comprises 17 pieces including four straight track sections, two curve radii and four point designs. Four track extension packs are also available allowing bigger layouts to be assembled. Its track components are also fully compatible with those produced by Hornby and Peco too.

Manufactured in China, Bachmann's 'OO'

sectional track features Code 100 profile rails set 16.5mm apart. Rail is nickel silver and fixed to a web of sleepers featuring a pleasant black brown hue. Featuring fairly basic rail chairs, the crisp wood effect sleepers are 2mm deep with a gap of 4.5mm between each sleeper and have pre-drilled holes for track pins to be easily located. A nickel silver rail joiner is fitted to the rail at each end which features a turned edge to help connect sections together. The rail joiners also feature a dimple beneath each rail which helps secure them in place and prevent them from becoming detached when removing sections of track.

Turnouts are nicely constructed and feature insulated frogs, sprung point blades, plastic tie

bar and metal contacts on the rails beneath the point blades, although the springs felt quite light compared with other designs.

On test, we operated a selection of large wheelbase diesel and steam locomotives on our sample track sections which included double curves, double straights and a large radius left hand turnout, and they each negotiated the setup without issue.


Bachmann's 'OO' gauge sectional track represents excellent value for money with a double curve priced at £2.15 and a curved left hand point priced at £13.70.

THE DETAILS	
Manufacturer:	<a href="http://www.bachmann.co.uk">www.bachmann.co.uk</a>
Scale:	'OO'
Price:	£1.05 - £13.70

# Fleischmann 'HO'/'OO'



GUIDE RATINGS					
Range:					
Setup:					
Appearance:					
Price:					
Availability:					



**W**ITH over 120 years in the hobby, German manufacturer Fleischmann produces a wide selection of sectional track including 'HO' gauge Profi Track which features a pre-ballasted grey plastic base. This range comprises 31 separate track pieces including curved track in five different radii, straights and a selection of points which goes as far as three-way point, double slips and diamond crossings.

Each section of track features nickel silver Code 100 rail mounted on a plastic base which is finished to represent combined sleeper and ballast detail. Sleeper detail is crisply moulded with good rail chair and fastening detail, and

the moulded brown and grey ballast shoulder is convincing as it is not too deep and can be simply integrated into a layout and sympathetically weathered to improve its visual appearance.

The inner edges of the Profi Track rails correctly measure 16.5mm and the range is designed with a parallel distance between tracks set at 63.5mm, while the sleepers feature pre-drilled holes for track pins. A special rail joiner is fitted at each end to aid connecting sections of track

together while a special extender track section is available which enables standard track to be connected to the Profi Track sections.

Insulated frog turnouts can be electrified and come pre-fitted with wire bridging clips suitable for Digital Command Control (DCC) layouts. These can be removed with tweezers for use on analogue layouts. Point blades are switched by sliding the protruding lever on the base sideways and give a positive throw.

Manufactured in Germany, Fleischmann Profi Track is more expensive than plain track with a second radius standard curve priced at £3.50 and a curved left hand point priced at £22, for example, but it is quick and simple to set up.

THE DETAILS	
Supplier:	<a href="http://www.gaugemaster.com">www.gaugemaster.com</a>
Scale:	'HO'
Price:	£2.30 - £51



# Hornby 'OO'/'HO'



**H**ORNBY'S prolific range of 'OO' gauge sectional track is usually the starting point for most model railway layouts, as components from it are included with each of its popular trainsets.

The range extends to 27 separate pieces with curved sections in four different radii, straight track and a selection of points including short, express and curved examples.

Hornby track is fitted with Code 100 nickel silver

rail set at 16.5mm between inner rail edges and is compatible with 'OO'/'HO' gauge ranges offered by other manufacturers including Bachmann and Peco. Each track piece features 2mm deep black plastic sleepers set 4.5mm apart with pre-drilled holes to accommodate track pins.


A robust nickel silver rail joiner is fitted at each end which features a punched dimple underneath designed to hold them in place on the rail. The rail joiners also feature a

turned edge to aid guidance of an adjoining rail when connecting sections together.

Some sections of Hornby track also feature two small openings designed for inserting a power connector, identified by small arrows on the base of the sleeper moulding.

Turnouts feature plastic insulated frogs, sprung point blades, plastic tie bar and metal contacts fitted beneath the rail on each side to aid power continuity when the point blades are

## Kato Unitrack 'HO'/'OO'




**K**ATO is best known for its range of Japanese outline model railway products, it now caters for a much wider market encompassing North America and Europe.

The manufacturer's extensive range includes its 'HO' gauge Unitrack sections which feature a pre-ballasted plastic base and are designed to snap together quickly and simply. The range comprises over 30 separate track pieces including eight different curved sections. It also includes points of different radii allowing busy layouts to be created.

Each track section features a uniform light grey 7.5mm deep ballast bed and shoulder

GUIDE RATINGS					
Range:					
Setup:					
Appearance:					
Price:					
Availability:					

THE DETAILS	
Supplier:	<a href="http://www.gaugemaster.com">www.gaugemaster.com</a>
Scale:	'HO'
Price:	£4 - £41





GUIDE RATINGS					
Range:					
Setup:					
Appearance:					
Price:					
Availability:					

THE DETAILS	
Manufacturer:	www.hornby.com
Scale:	'OO'
Price:	£1.15 to £14.85



changed. Whilst the Hornby range of turnouts is designed to be robust, the point springs were fairly light on our samples. That said, the turnouts performed faultlessly on test.

Manufactured in China and available individually or in one of Hornby's six track extension packs, the sectional track range is competitively priced with a second radius double curve priced at £2.30 and a curved second radius left hand point priced at £14.85.

together with crisply moulded brown sleepers spaced 5mm apart. Fitted with Code 83 rail, the combination of wider sleeper spacing and finer rail profile offers a more refined appearance to each section. The 'HO' Unitrack range can also be used with similar Code 83 track but would require packing to the correct height.

On test, each of our 'OO' gauge models ran smoothly through the oval of Kato Unitrack with the added benefit of track being able to be placed directly on the floor, its raised height proving a particular benefit. Points are available singly while sectional tracks are supplied in economical blister packs of two or four pieces. A selection of track extension packs is also available.

Whilst there are few direct comparisons within the Kato Unitrack range, in terms of pricing a manually operated point costs £22.50 while a pack of four second radius (490mm) curves is priced at £10.25, equating to £2.56 each.

Of the track section ranges covered in this equipment guide, the Kato 'HO' Unitrack was the quickest and simplest to set up for operation in just a few minutes, and certainly ideal for test track use to run-in new models.



## Peco 'OO'/'HO'

**P**ECO is renowned throughout the hobby for its high quality and extensive range of model railway track systems encompassing 'Z' gauge through to the larger garden scales.

Within the 'OO' gauge range, Peco Setrack covers around 30 separate track elements including nine different curves across four radii, five different straight tracks together with left, right and 'Y' points. A medium 22.5 degree crossing also features.

Manufactured in the UK, Setrack utilises nickel silver Code 100 rails mounted 16.5mm apart on crisply moulded 2mm deep brown plastic sleepers and is compatible with Bachmann and Hornby 'OO' gauge sectional track as well as other manufacturers' Code 100 products. Each piece of Setrack includes pre-drilled holes to accommodate track pins, a nickel silver rail joiner at each end, sleepers set at 4.5mm apart, and is designed to be tough and durable.

Peco's nickel silver rail joiners are quite fine and need to be carefully lined up to ensure the



sections connect together without issue and while on test we noticed a tendency for some rail joiners to become detached from their rails when disconnecting sections of track.

Setrack turnouts feature plastic insulated frogs, plastic tie bars and a strong spring providing good positive throw. Moulding of each point is crisp, featuring fastening detail on the chairs (something other brands don't always include) while power contact is maintained through the point blade with the appropriate rail.

We tested a circle of Peco Setrack third radius curves and a curved double radius turnout with a selection of other manufacturers' track all of which performed faultlessly with our test locomotives and rolling stock.

Peco's range of Setrack includes a starter set of track which is also good value for money, with a second radius double curve priced at £2.80 and a curved double radius left-hand point priced at £16.55.

GUIDE RATINGS					
Range:					
Setup:					
Appearance:					
Price:					
Availability:					

## OUR PICK

So which sectional track system would we choose? It is a very close call as Bachmann, Hornby and Peco's products are very similar. Based on the extent of range, appearance and availability, Peco's extensive Setrack range would be the choice. That said, we were impressed with the Kato range of Unitrack 'HO' scale track products and how quickly they could be clipped together to form a layout. The finer appearance of the Code 83 rails also impressed. Fleischmann's Profi Track range also deserves consideration for its extensive range of track pieces and realistic ready-ballasted appearance.

For price-conscious modellers, Bachmann's 'OO' gauge sectional track offers the most

cost effective route, although the range isn't quite as extensive, but if you already have a train set with Bachmann, Hornby or Peco track then it is compatible with all these systems too – a great advantage.


However, if you are looking to start from scratch in our view the Kato track system is by far the best choice. It may be priced higher than some of its competitors, but it is the simplest and quickest system to use and takes a lot of the fuss out of assembling a model railway track and for us that is the most important point – ease of use. Plus there is a great range of additional components and track packs to extend a modest layout with the Kato system too.





# MODEL RAILWAYS DIRECT

[www.modelrailwaysdirect.co.uk](http://www.modelrailwaysdirect.co.uk)



OVER 30,000 ITEMS IN STOCK  
www.modelrailwaysdirect.co.uk

## N GAUGE



Graham Farish 372-015  
Class B1 1040 Roedeer  
Catalogue  
£6.95

FREE UK DELIVERY



Graham Farish 372-079  
Class B1 1040 Roedeer  
LNER Lined Black  
£110.46 £129.95  
You Save 15%

NEW  
MAY  
DCC READY



Graham Farish 372-653  
BR Standard Class 4MT 76079  
BR Lined Black Early Emblem  
£110.46 £129.95  
You Save 15%

NEW  
MAY  
DCC READY



Graham Farish 372-210A  
Class 3F (Jinty) 7309  
LMS Black  
£76.46 £89.95  
You Save 15%

NEW  
JULY  
DCC READY



Graham Farish 372-930  
N Class 2-6-0 868 SR Olive  
Green Slope-sided tender  
£106.21 £124.95  
You Save 15%

NEW  
JULY  
DCC READY



Graham Farish 370-300  
Landship Train  
Train Pack  
£89.21 £104.95  
You Save 15%

NEW  
MAY  
DCC READY



Graham Farish 370-400  
Longmoor Military Railway  
Train Pack  
£118.96 £139.95  
You Save 15%

NEW  
MAY  
DCC READY



Graham Farish 372-212A  
Class 3F (Jinty) 47500  
BR Black Late Crest  
£76.46 £89.95  
You Save 15%

NEW  
JULY  
DCC READY



Graham Farish 372-932  
N Class 2-6-0 31816  
BR Black Late Crest  
£106.21 £124.95  
You Save 15%

NEW  
JULY  
DCC READY



Graham Farish 372-245  
Class 47/7 47710 Sir Walter  
Scott BR ScotRail  
£101.96 £119.95  
You Save 15%

NEW  
MAY  
DCC READY



Graham Farish 372-933  
N Class 2-6-0 810  
SECR Grey  
£106.21 £124.95  
You Save 15%

NEW  
JULY  
DCC READY



Graham Farish 371-033  
Class 20 D8011 BR Green  
Small Yellow Panel Weathered  
£97.71 £114.95  
You Save 15%

NEW  
JULY  
DCC READY



Graham Farish 372-246  
Class 47/7 47715 'Haymarket'  
BR Network SouthEast  
£101.96 £119.95  
You Save 15%

NEW  
MAY  
DCC READY



Graham Farish 374-510  
Hawksworth Brake 3rd Class  
Corridor BR Crimson & Cream  
£25.46 £29.95  
You Save 15%

NEW  
AUG  
DCC READY



Graham Farish 371-034  
Class 20 20132  
BR Railfreight Red Stripe  
£89.21 £104.95  
You Save 15%

NEW  
JULY  
DCC READY



Graham Farish 372-310  
Merchant Navy Class 35024  
East Asiatic Company BR Blue  
Early Emblem  
£135.96 £159.95

NEW  
JUNE  
DCC READY



Graham Farish 374-560  
Hawksworth Corridor 1st/3rd  
Composite BR Crimson & Cream  
£25.46 £29.95  
You Save 15%

NEW  
AUG  
DCC READY

## OO GAUGE



Bachmann 36-2015  
Bachmann 2015/16  
Catalogue  
£7.95

NEW  
FREE UK DELIVERY



Realtrack RT143-213  
Class 143 Two Car Pacer DMU  
First Great Western Local Lines  
Exeter  
£120.00

NEW  
MAY  
DCC READY



Realtrack RT143-214  
Class 143 Two Car Pacer DMU  
First Great Western Local Lines  
Bristol Temple Meads  
£120.00

NEW  
MAY  
DCC READY



Bachmann 30-525  
The Shakespeare Express  
Train Pack  
£195.46 £229.95  
You Save 15%

NEW  
MAY  
DCC READY



Hornby R3262  
DCR Class 31  
£149.27 £162.25  
You Save 8%

NEW  
JUNE  
DCC READY



Hornby R3264  
BR Class 50 Large Arrow  
Black Roof Ajax  
£136.15 £147.99  
You Save 8%

NEW  
AUG  
DCC READY



Bachmann 31-780  
Modified Hall 6988 Swithland  
Hall BR Green Late Crest  
£106.21 £124.95  
You Save 15%

NEW  
MAY  
DCC READY



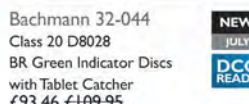
Bachmann 32-038DS  
Class 20 20124 BR Blue  
Indicator Disks Weathered  
£195.46 £229.95  
You Save 15%

NEW  
JULY  
DCC SOUND



Bachmann 31-781  
Modified Hall 7903  
Foremarke Hall  
BR Lined Black E/Emblem  
£106.21 £124.95

NEW  
MAY  
DCC READY



Bachmann 32-044  
Class 20 D8028  
BR Green Indicator Disks  
with Tablet Catcher  
£93.46 £109.95

NEW  
JULY  
DCC READY



GIFT VOUCHER



MODEL RAILWAYS DIRECT

[www.modelrailwaysdirect.co.uk](http://www.modelrailwaysdirect.co.uk)

Unable to decide what to buy? Our Gift Vouchers provide the perfect answer; available in multiples of £5, they can be redeemed on-line or in-store. With over six and a half thousand products to choose from it makes the ideal present! Gift Vouchers for £25 and over are shipped free of charge with a complimentary gift card.





# UK POSTAGE £3.99 FAST, SECURE DELIVERY

Next Day delivery £7.95. Highlands, Islands are subject to a surcharge for large items and parcels over 1.8kg. Some oversize items may have to be shipped by courier. Postage charges are per shipment.



## Model Railways Direct Ltd

Retail Unit 2  
Phoenix Way  
Portishead  
Bristol BS20 7GP

**Tel 01275 774 224**

[sales@modelrailwaysdirect.co.uk](mailto:sales@modelrailwaysdirect.co.uk)

## Opening Hours

10am - 5pm  
Tuesday to Saturday  
Closed Bank Holidays



Bachmann 31-782  
Modified Hall 6965  
Thirlestaine Hall BR Green  
Late Crest Weathered  
£114.71 £134.95

NEW  
MAY  
DCC  
READY



Bachmann 32-045  
Class 20 20118  
'Saltburn-by-the-Sea'  
BR Railfreight Red Stripe  
£93.46 £109.95

NEW  
JULY  
DCC  
READY



Bachmann 34-632  
BR Mk1 Suburban Second  
Brake Blue Weathered  
£25.46 £29.95  
You Save 15%

NEW  
JUNE



Bachmann 38-034  
100 Tonne HHA Bogie Hopper  
Wagon COLAS Weathered  
£36.51 £42.95  
You Save 15%

NEW  
MAY



Bachmann 34-677  
BR Mk1 Suburban Open Blue  
Weathered  
£25.46 £29.95  
You Save 15%

NEW  
JUNE



Bachmann 31-783  
Modified Hall 7904  
Fountains Hall BR Black  
Early Emblem Weathered  
£114.71 £134.95

NEW  
MAY  
DCC  
READY



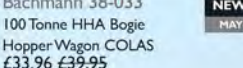
Bachmann 35-075  
Class E4 0-6-2 579  
LBSC Umber  
£93.46 £109.95  
You Save 15%

NEW  
MAY  
DCC  
READY




Bachmann 34-633  
BR Mk1 Suburban Second  
Brake Blue Weathered  
£25.46 £29.95  
You Save 15%

NEW  
JUNE



Bachmann 38-033  
100 Tonne HHA Bogie  
Hopper Wagon COLAS  
£33.96 £39.95  
You Save 15%

NEW  
MAY



Bachmann 34-678  
BR Mk1 Suburban Open Blue  
Weathered  
£25.46 £29.95  
You Save 15%

NEW  
JUNE

## WAGON ESSENTIALS



Bachmann 31-980  
BR Standard Class 3MT Tank  
82020 BR Green Late Crest  
Weathered  
£110.46 £129.95

NEW  
AUG  
DCC  
READY



Hornby R4666  
East Coast  
Mk4 Standard Open Coach  
£26.21 £28.49  
You Save 8%

NEW  
JUNE



Bachmann 39-421  
BR MK1 POS Post Office  
Sorting Van PO Red & Nets  
£46.71 £54.95  
You Save 15%

NEW  
JUNE



Wagon Essentials WE046  
Stone load for all styles of Hornby  
PGA Wagons with Central Dividers  
£1.75  
Wagon not included



Wagon Essentials WE072  
Lumped Coal load for all styles  
of Bachmann open top HEA and HSA  
£1.75  
Wagon not included



Bachmann 31-981  
BR Standard Class 3MT Tank  
82021 BR Lined Black  
Early Emblem  
£101.96 £119.95

NEW  
AUG  
DCC  
READY



Hornby R4660  
All Steel K-Type Pullman  
Third Class Kitchen Car  
£45.99 £49.99  
You Save 8%

NEW  
JULY



Bachmann 39-426  
BR MK1 POS Post Office  
Sorting Van  
BR Blue & Grey & Nets  
£46.71 £54.95

NEW  
JUNE



Wagon Essentials WE006A  
Imitation load of ballast for all styles  
of Bachmann MFA open wagons  
£1.75  
Wagon not included



Wagon Essentials WE003  
Imitation load of coal for all styles  
of Bachmann open top HEA and HSA  
£1.75  
Wagon not included



Bachmann 32-084  
Class 56XX  
6677 GWR Green  
£76.46 £89.95  
You Save 15%

NEW  
AUG  
DCC  
READY



Hornby R4661  
All Steel K-Type Pullman  
Third Class Parlour Car  
£45.99 £49.99  
You Save 8%

NEW  
JULY



Bachmann 37-506  
24 Ton Ore Hopper Wagon  
B.I.S.C. Iron Ore  
£11.86 £13.95  
You Save 15%

NEW  
MAY



Wagon Essentials WE021  
Lumped Coal load for all styles  
of Bachmann MEA open wagons  
£1.85  
Wagon not included



Wagon Essentials WE008A  
Imitation load of ballast for all  
styles of Hornby Clam open wagons  
£1.75  
Wagon not included



Bachmann 32-085  
Class 56XX 6639  
BR Black Early Emblem  
£76.46 £89.95  
You Save 15%

NEW  
AUG  
DCC  
READY



Hornby R4662  
All Steel K-Type Pullman  
Third Class Brake Parlour Car  
£45.99 £49.99  
You Save 8%

NEW  
JULY



Bachmann 37-533  
20 Ton ZTO Brake Van  
BR Grey and Yellow Dutch  
Weathered  
£20.83 £24.50

NEW  
MAY



Wagon Essentials WE061A  
Iron Ore load for all styles of Hornby  
27T Iron Ore wagon  
£1.75  
Wagon not included



Wagon Essentials WE018  
New Ballast loads for all styles  
of Bachmann JJA Autoballaster  
£1.85  
Wagon not included

EXPORTS  
VAT  
FREE

FOR DELIVERIES OUTSIDE THE EU  
WE WILL AUTOMATICALLY DEDUCT  
VAT (20%) AND CALCULATE POSTAGE  
CHARGES AT CHECKOUT.

Prices valid until 30th June 2015 and are valid for pre-orders made on or before this date, except where the manufacturers subsequently increase their RRP should a price increase we will notify you and not charge until we receive your agreement. All items are in stock or on order at the time of producing the advertisement and are subject to availability. Payment (except PayPal and cheques) will not be taken until items are dispatched. Prices shown include VAT at 20%. Errors and omissions excepted. Full terms and conditions are shown on our website.



LIVE  
STOCK  
INFO



# CASTING ROCKS

**Back** to  
**BASICS**

**NIGEL BURKIN**

explains how to use Woodland Scenics rock moulds and the resulting castings to create realistic scenery for your layout.

## TOOLS AND MATERIALS

In my modelling room are several boxes of useful household items which are invaluable in landscape modelling. Nestling in the box is a selection of old jam jars, plastic food containers and anything that can be used to mix glues, paint and plaster. Keep your eyes open for opportunities to collect useful items before they hit the bottom of the recycling bin. Here's a list of the very basic tools you need for rock modelling in addition to pigments and moulds. The Testor's Dull-Cote mentioned at the end of the panel is perfect for matting everything down at the end of the project.

- A selection of low cost paintbrushes
- Measuring cups
- A selection of plastic containers
- Stirring sticks
- Plastic pipettes
- Protective gloves
- Matte medium
- Water-based glue such as 'Mod Podge' or wood glue
- Newspaper to protect the working environment
- Tweezers
- Scissors
- Modelling knife
- Hot glue and glue gun (optional)
- Kitchen foil
- Jam jars
- Mist spray bottle
- Testor's Dull-Cote spray varnish
- Off-cuts of layout building materials





**R**OCKS are dramatic scenery features and, when done subtly, add a great visual feature to any layout – assuming they are appropriate for your chosen geographic area. I decided to give the small scenery diorama I have used in past *Hornby Magazine* articles a more rugged appearance as if it is based in the North of England.

Travelling away from the soft rock geology of the South and East of the UK, the landscape becomes more hilly or mountainous. Cuttings and rockfaces adjacent to railways become more common as the railway builders cut through the landscape and they make great scenic features to model.

Exposed rock cuttings are not exclusive to the northern and western parts of the UK. You only need to travel a few miles from central London to find challenging landscapes – as far as railway civil engineers are concerned

– such as the steep chalk downs and cliffs around the Medway towns, not to mention the Folkestone and Dover area which are pierced by the Kent coast routes. The geology has resulted in deeper cuttings and certainly longer tunnels and more of them in a relatively small area of Kent than on the whole length of the Highland Main Line, Kyle line and the Far North routes combined.

The rock work completed on the diorama was intended to reflect rocks such as the harder, massively bedded sedimentary rocks of the north of England such as the Millstone Grit or coal measures sandstones. I used a variety of Woodland Scenics rock moulds and Lightweight Hydrocal – a lightweight casting plaster – to cast the rock sections. They were broken up into more manageable pieces and applied to the diorama to replace a low hillside behind the tracks. This step by step guide describes how I made the castings and applied them to the diorama.

## ALTERNATIVE MATERIALS

Whilst I prefer to use Woodland Scenics products as much as possible because they are specifically formulated for landscaping and scenery work, there are some alternative products that can be used very successfully.

Acrylic craft paints are a less expensive alternative to the pigments and are very effective for landscape modelling. However, they are not as subtle as pigments and should be diluted very thinly for the right effect. Also, some acrylic craft paints dry with a slight shiny finish which looks wrong on rock formations.

Plaster cloth is available from various sources which is ideal for landscaping. Be aware that cheap stocks could be old, have a quicker setting time making adjustment of pieces during application harder or may have less material per roll.

Plaster of Paris is a staple of landscaping and has been so for years. Fine grades work as well in rock moulds as Hydrocal. However, it is heavier and that is a consideration for portable layouts. Woodworking glue (white glue) is a very useful material. Look for one that can be diluted in water and dries clear and matt.

## MAKING CASTINGS

A separate work table is carefully prepared with newspaper and several jars of clean water, one of which is used to clean paintbrushes. Have some cloths to hand – old tea towels are perfect. Crumple up a piece of kitchen foil and place that to hand too.

The rock moulds are prepared by placing them on a shallow tray and supporting them with sand or plastic bubble wrap so they remain level. Wet the inside of the moulds with clean water using a paintbrush or mist spray bottle.

Carefully mix the casting plaster according to the instructions in a flexible container. Lightweight Hydrocal, my preferred casting plaster, is mixed to a soupy consistency and immediately poured into the rock moulds. A stirring stick is used to push it into the crevices of the mould and remove bubbles. Gently knock the mould several times to further settle the plaster before leaving to harden in the mould – overnight if you can resist the temptation. You will undoubtedly have some casting plaster left over. Tip that into your crumpled foil and leave to harden with the rock moulds.

Lightweight Hydrocal hardens very quickly, but resist the temptation to break the castings out of the mould for at least 12 hours. Be sure that the castings are strong enough to be removed without loss of detail. Nonetheless, a little plaster will be left in the mould – don't worry about that – it will not be noticeable!

The castings are placed to one side to dry out completely – you will know when they are dry enough to use because they will no longer feel cold to the touch. Whilst they are drying, prepare the layout to receive the rock castings. I stripped away all of the hillside scene from my scenic diorama and replaced it with a new hard shell hillside inclined at a steeper angle to create an upper slope of my cutting. The lower part of the cutting was fitted with a piece of 3mm hardboard as a support for the rock castings. It was inclined away from the track and positioned to ensure there would be enough room between the permanent way and the hardboard 'cliff' to take the castings.



A few hours' work with rock castings, pigments and some plaster cloth has transformed this scenic diorama, making it visually more interesting. Plant life has taken hold in patches of soil caught in cracks and fissures in the rock, softening the edges of the rock castings.



# 10 TOP TIPS

**1** Dioramas are perfect for testing scenery and landscaping techniques before applying them to a layout. Mistakes are less costly to rectify!

**2** Reference photographs are as important for modelling scenery features such as rocks as they are for modelling locomotives and rolling stock.

**3** Whilst rock moulds create the same pattern of rocks over and over, variety can be introduced by breaking castings up or cutting them with a saw.

**4** Moulds for large rock castings can be part-filled with plaster to make smaller castings and introduce further variety to rock formations.

**5** Avoid getting scenery glue or matte medium onto the surface of rock castings before they are coloured. They will seal the rock surface and prevent pigments from being absorbed into the surface leaving white spots.

**6** Add pigments to your plaster mix before casting.

**7** Make an extra casting or two to test your rock colouring techniques.

**8** Pigments are used very sparingly and diluted with water. A little goes a long way!

**9** Protect track and other layout features before applying plaster cloth, casting plaster and ground cover materials.

**10** Make notes of the colours you have used and the order of use so the same effects can be duplicated for repairs or extensions to the layout or diorama.



**Bushes and small trees composed of trimmings from sea foam are planted to appear as if they are growing out of gaps in the rocks. Poly fibre bushes and trailing plants hang down the side of the embankment, effectively hiding the join between the hard shell scenery and the removable bridge.**

## CIVIL ENGINEERING

When preparing the diorama for rock work, I allowed for a shallow trench along the bottom of the cutting to be included in the scene. Civil engineers use this simple feature to catch smaller rocks when they fall from the cutting face. In extreme situations, wire mesh is bolted to the rock face to control falls of rock and to prevent it dropping onto the railway – an interesting feature that could be modelled with a cloth mesh material painted grey.

In very difficult locations, a trip wire and signalling system is employed to ensure that rockfalls are detected before a train hits the obstruction. Another feature employed by civil engineers is to shape the cutting and rock faces so they are inclined back into the hillside. Overhanging rock or sheer vertical faces are the kind of feature that give an engineer sleepless nights, especially after heavy rain.

## FITTING THE CASTINGS

In the time it has taken for the castings to dry, I have added a triple layer of plaster cloth to the mesh hillside and coated it with a thin layer of Lightweight Hydrocal. This

too needs time to dry out after it has set, about the same time as the rock castings.

Eventually, the castings can be applied to the face and hillside. I broke up the larger castings and played around with them to see how they would fit. I turned them about to add variety to the cutting face. At the same time, I trimmed the rear and sides of the castings for a better fit to the available space. Once happy, the larger castings were fitted using white glue, taking care not to get any on the detailed surface of the castings.

A mix of soupy Lightweight Hydrocal was made up and applied with a small brush to the top and sides of the castings to bed them into place and conceal unwanted joints between certain castings. Once again, everything needs to be left to thoroughly dry before colouring can start. In the meantime, take some spare castings and use them to experiment with paints and pigments to get your colour palette established.

## GETTING THE COLOUR RIGHT

Colour is subjective and all I can do is give some pointers as to an approach. The colours you wish to achieve are likely to be different

to mine! I have discovered that less is more when it comes to applying pigments to rock castings – at least in my view. I use the underlying colour and texture of the casting to help create the subtle light and shade colours of rocks – especially dry rocks in bright daylight.

This is achieved by diluting pigments and acrylic paints with water until they become very thin washes and that is how they are applied. I start with several washes of the base rock colour – yellow ochre and stone grey for the base coat liberally applied with a paintbrush. The low lights are achieved using raw umber or slate grey – again applied as a very dilute wash so it runs into fissures and crevices leaving the proud relief of the casting relatively free of colour. Black may also be used to achieve the same effect.

Lastly, consider lightly dry-brushing some light grey to the tips of the rock castings to create highlights. Staining from iron oxide can be added using a small paintbrush and a very dilute wash of burnt umber. Lastly, areas of wet rock resulting from surface water flowing over the rock face from above can be created with spots of much darker colour.

Do you remember pouring surplus casting



## STEP BY STEP MAKING ROCK CASTINGS

Intermediate  
Beginner **SKILL LEVEL** Advanced

**1**

Woodland Scenics products such as rock moulds, pigments, plaster cloth and Lightweight Hydrocal – a lightweight casting plaster – were used to create the new cutting rockface scene on this diorama.



**2**

Moulds with smaller rocks are ideal for smaller scales and making low rockfaces and field rocks – those that stick up above the vegetation.

**3**

A large deep casting which can be used in many different ways for variety. A single large piece can be cast and used as a single unit or broken up into smaller pieces and randomly fitted together.



Consider using just a small section of a larger rock mould to make smaller and thinner castings.

**5**



The essentials of rock casting including newspaper for protecting the table top against spillage. Have mixing sticks, containers, clean water and old cloths to hand.

**6**



Support the moulds in a tray with bubble wrap or sand to prevent them from tipping over when filled with plaster. The moulds are wetted with clean water using a spray bottle or paintbrush.

plaster into a dish of crumpled kitchen foil? Yep, it's on the workbench, placed to one side and forgotten in the fun of breaking and fitting the castings to the cutting face. It's time to put that spare material to use – nothing should be wasted. Crush the foil up in your hands to break the plaster into small pieces. Drop the resulting scree into a clean tub and soak with a dilute mix of your chosen rock base colour.

Once the pieces are well coloured, remove them and leave to dry. These pieces of 'talus' will be added to the base of the rock face and along cracks and crevices to represent fallen material. It should be uneven in shape and of a wide range of sizes. Talus from Woodland Scenics can be added to finish this aspect of the scene. Talus is secured with Scenic Cement or dilute matte medium – add a little raw umber pigment to the glue to help blend the talus into the rock face colouring.

### BLENDING THE SCENE

By this time, the rocks are now in their final resting places and colouring has been completed. All that remains to do is complete the rest of the scenery surrounding the rocks.

It's time to get out the green stuff, including foam ground cover scatter and static grass to blend the rocks into the landscape as if they are sticking out of the soft sediments and soils rather than being dropped on to a hardboard base!

Scenic glue is carefully applied around the rocks with a brush and ground cover materials added to the scene. Some vegetation will grow from the rocks themselves as weed and grass seeds would find small pockets of soil in cracks in the rock surface. The effect of small bushes and trees growing from the larger cracks is all part of the weathering process that eventually breaks rocks down into soil, sand and talus or scree.

I attached small offcuts of sea foam with foliage left over from tree making to the cracks and crevices in my rock face using tiny quantities of white glue – place a small spot of glue on a piece of kitchen foil and transfer it to the scenery with a cocktail stick to control the amount used.


Trailing plants composed of poly fibre covered with ground foam foliage were draped over parts of the face to further soften the edges and blend it into the scene. This too was attached with dilute white glue. Whilst the greenery was being added, care was

taken not to deface the rock surfaces with pigmented glue or scenery material such as static grass. Protection was placed over the track and other features of the diorama.

### FINISHING OFF

Once I was confident that the scenic materials were fully attached and the various adhesives fully set, I vacuumed loose material from the rocks and other areas of the layout before matting down the rocks with Testor's Dull-Cote. I can now concentrate on refitting lineside features such as the signal and equipment cabinet.

One thing will have attracted your attention though. That overbridge no longer fits. Brick bridges in areas of plentiful amounts of building stone are rare. It is time to remove it and replace it with something more appropriate!

In a future article, I will take a look at how to use Woodland Scenics C1204 latex rubber to make bespoke rock moulds and castings. Further rock making techniques will be covered such as casting rocks in-situ and making rocks using alternative materials. One thing is certain – there's more fun to be had from creating rock formations! 



## STEP BY STEP MAKING ROCK CASTINGS

**7**

A single dose of casting plaster is made up with 1 and ¼ cups of Lightweight Hydrocal to ½ cup of clean water.



**8**



Add the Hydrocal to the water, not the other way round.

**9**



Mix thoroughly with a flat stirring stick. A quite liquid, soupy, batter-like mixture will be the result – of pouring consistency (to use further cooking terminology)!



**10**

The consistency of the mixed Lightweight Hydrocal or other casting plaster should be liquid enough to allow it to pour freely into moulds.



**11**

A base colour can be introduced to your rocks at the casting stage by adding pigments to the casting plaster or Lightweight Hydrocal mixture.



**12**

Pouring the coloured mixture into a mould. Note the bubbles which should be worked out of the mixture as quickly as possible with a cocktail stick. Gently 'rock' the moulds to be sure the mixture has settled into all of the rock detail.



**13**

The moulds are left for at least 24 hours to allow the plaster mix to set thoroughly and allow the rocks to be turned out without the chance of breakage.



**14**

Stripping the moulds is done carefully to avoid losing rock face detail. If a casting breaks, it's not a disaster – broken castings can still be used and some will have to be broken for variety anyway.



**15**

The fresh castings cannot be used straightaway, unfortunately. They must be placed somewhere warm to dry out completely.

**16**

In the meantime, the diorama was prepared with a new hillside and a support for the rock castings composed of hardboard.



**17**

The new hard shell is applied using plaster cloth and a thin skim of Lightweight Hydrocal. Some surface rocks from a previous casting session were embedded into the Hydrocal.





**18** The rock castings were broken up and test fitted to the diorama until a satisfactory fit was achieved. Each casting was then glued to the scenery using undiluted wood glue. A small quantity of very soupy Lightweight Hydrocal was used to fill unwanted gaps between the castings and to bed them into the hillside – applied with a small brush.



Spare castings were used to test rock colouring including this plain white one which has a couple of thin washes of slate grey applied to it. Note how the pigment collects in the recesses of the casting to create some lovely variation of shade and light.



Careful multiple colouring can achieve some very interesting effects. A casting made with yellow ochre mixed in the plaster mix has first been treated to a single wash of raw umber and followed up with a very dilute wash of black to bring out the low lights in the rock. Notes were made of the results of the colouring tests so they could be repeated on the diorama.



Rock colouring was completed with an undercoat wash of yellow ochre followed up with raw umber. The last colour to be applied was a very thin wash of slate grey pigment instead of black to selected places on the rockface.



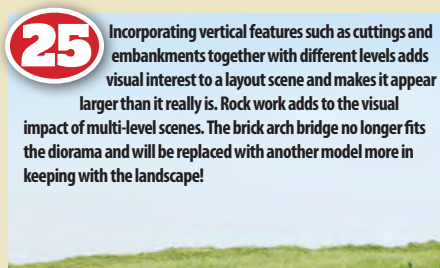
With the rocks in place ground cover can be introduced to the scene to blend everything together. The gaps and cracks in the rock are perfect for planting small bushes and trees as if they have taken root in the soil that usually collects in such places.



The first of the ground cover is applied to a coating of thinned white wood working glue (scenic cement or scenic glue could also be used) which was carefully applied with a paintbrush to avoid spoiling the carefully coloured rock outcrops.



The harsh outlines of the rock castings is beginning to be softened by vegetation. However, this is just the first stage of applying ground cover. Static grass, poly fibre bushes and small trees were used to complete the scene.



**25** Incorporating vertical features such as cuttings and embankments together with different levels adds visual interest to a layout scene and makes it appear larger than it really is. Rock work adds to the visual impact of multi-level scenes. The brick arch bridge no longer fits the diorama and will be replaced with another model more in keeping with the landscape!



## WHAT WE USED

The diorama featured in this article was rebuilt with a rock cutting scene using the following products from the Woodland Scenics range. Visit [www.bachmann.co.uk](http://www.bachmann.co.uk) for more information.

- Rock moulds
- C1201 Lightweight Hydrocal
- C1203 plaster cloth
- C1219 Slate Grey pigment
- C1220 Black pigment
- C1221 Raw Umber pigment
- C1222 Burnt Umber pigment
- C1223 Yellow Ochre pigment
- C1229 Earth undercoat pigment
- C1270 fine talus
- S191 Scenic Cement



# DCC sound users should be **CONSIDERATE AT EXHIBITIONS**

**WILL ADMIT** to not liking any sound fitted locomotives: to my ears the sounds just aren't realistic despite being around for a few years now.

What does irritate and annoy me more than unrealistic noises, however, is the loudness with which these are run at shows. I was recently at a show where one layout had some locomotive sounds



Garry Hall suggests digital sound volumes should be kept under control in exhibition halls for the enjoyment of all at shows. This is *Hornby Magazine's* Twelve Trees Junction on show at the Great Electric Train Show in 2014. Trevor Jones/Hornby Magazine.

## Changing engine crews

I have to agree that locomotives running without a footplate crew (HM92) do look out of place, and with the price of locomotives these days it would be nice to have a footplate crew provided.

On the subject of stabling your locomotives on shed with your footplate crew still in the cab, I place a touch of either white or blu tak on the base or feet of the crew to keep them in place, then simply remove them when stabling the locomotives. The crew can then be used again. Should you place your crew in



a diesel locomotive, you must decide if they have to stay in permanently or whether you are able to remove the chassis so you can remove the crew to switch back and forth.

**Nat Whyte, Cowdenbeath.**

## Beeching didn't start railway

I could not let Mr Heathcliffe's assertion in HM95 that Dr Beeching was responsible for the railway preservation movement pass unchallenged.

The facile assumption that without Beeching branch lines would not have closed and therefore few if any would have been available to be rescued by the heritage movement is not borne out by the facts. Branch line closures continued throughout the 1950s and were steadily increasing. British Transport Films *This is York* neatly sums up the official view: "Now the passengers have taken to buses and the lines are being lifted". Or for a more ironic take, read about the

making of *The Titfield Thunderbolt* where the line which John Grigson, Stan Holloway and the gang successfully saved in the movie was actually being dismantled while the film crew were shooting. Both of these productions were released in 1953, when only professional chemists would have even heard of a Doctor Beeching.

The preservation movement would always have had somewhere to run trains – though I for one would like to think that a fully functioning Great Central main line to London would still in be daily service today.

The real 'kick-start' to preservation has to be the haste with which



that could be heard in the next hall never mind the hall it was in. This, I think, is very rude and inconsiderate to other exhibitors. There have many several instances of this and on another occasion I could hear the sounds from a couple of layouts away.

The worst one though was more recent where I was actually running my own layout at a show



and for most of the day had to listen to a very loud whining diesel locomotive. Part way through the day my operating partner went to ask them to turn it down as it was annoying all day and it spoilt any video being taken of my own layout. Their initial response was: "We cannot turn it down, just off," so my friend asked them to do that. They then got quite annoyed about it, which was not really a pleasant situation.

Not only did this ruin our operating day but spoilt the layout next to them which also had sound but turned down low so it could only be heard if you were stood next to it. I can accept that level of sound without issue as treated respectfully it can create ambience for a model. I know I should have said something to the organiser at the time, but I have since found that we were not the only ones who complained about this particular instance.

Could I please ask that if people want to listen to sounds it is fair enough in the clubrooms or their homes, but when it comes to exhibitions layout owners should consider the volume so that the models aren't so loud that it spoils other people's enjoyment at shows. As a visitor I can walk away and look at something else, but layouts around them cannot.

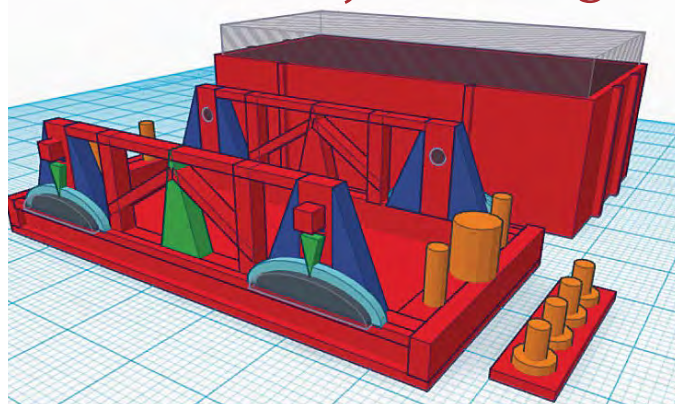
*Garry Hall, by e-mail.*

### WHICH MOTORS WON'T WORK WITH DCC?

I read with interest the letter from Mike Dean regarding types of motor and wondered if you could include which motors will or won't work on DCC as I am sure there are a lot of readers with some older locomotives.

*Ron Jackson, Grimsby.*

## I PRINTED my own wagon!



As many modellers are aware, the emergence of 3D printing presents an exciting opportunity to create model railway items. I am lucky enough to work at a school where we have just purchased a 3D printer and decided to look at creating some rolling stock for my 'OO' gauge layout.

After searching the most popular 3D model websites, I found that 3D designs for the railway modeller were in short supply. Fortunately, a wide range of free software exists to create your own designs by simply dragging, resizing and repositioning geometric shapes. I decided to start with a relatively simple design so I created a model based on a seven-

plank wagon. This consisted of three parts: the body, the chassis and the buffers. After three prototypes, I was happy with the final product and painted the pieces in a neutral grey and matt black. The addition of pre-packaged wheels and couplings completed my design.

Whilst, under close inspection, it does not compete with an injection-moulded product, the finish is good enough for me and the printing costs (around 70p-worth of plastic) mean a large rake will prove inexpensive. I now intend to embark on some more ambitious projects utilising the 200mm cubed print-size limit.

*Simon Sheard, County Durham.*



## preservation

BR replaced its steam fleet. The scrapyards were overwhelmed with work leading to many engines simply being 'parked' until the cutting crews could get around to them. This gave time for potential restorers to form consortiums and approach the new owners (Mr Woodham, in particular, of course) to make them offers they couldn't refuse. Though he wholeheartedly agreed with it, the good Doctor did not start the dieselisation of BR. That, too, was well underway by the time he took over.

Perhaps a more mature and sober revision of Dr Beeching's reshaping of Britain's railways is long overdue.

*Paul Hirst, Sheffield.*

## Some tips on Zimo equipment

I always find *Hornby Magazine* full of interest as it caters for my type of modelling and level of skill and HM95 was no exception, particularly as it had the Digital Sound supplement.

Reading this prompted me to write to pass on a couple of tips, based on my own experiences, which might be of interest to others. The Zimo MX645 decoder's shrink wrap covers but does not hold the wires. This means that when the wires are moved flexing takes place where the bared part meets the soldered

joint - too much movement and the bare wire fatigues and fails. As the termination is beneath the shrink wrap reattachment is beyond my abilities, an expensive problem. My solution is to coat the end of the shrink wrap and the start of the insulated part of the wires with UHU glue and allow to dry for 24 hours before starting work. Flexing then takes place evenly along the insulated part of the wires.

My second observation is that the Zimo SC68 'stay alive' capacitor is only 6800

microfarads and whilst better than nothing will only turn the wheels for approximately three quarters of a turn. However if six 2.7V, 1Farad Supercapacitors are wired in series you get 166,666 microfarads which will turn the wheel for about 20 revolutions. The ones from [digi-key.co.uk](http://digi-key.co.uk) are the smallest I have found at only 6.5mm diameter and 9.5mm long and can be wired in groups of varying arrangements to fit into available spaces around a locomotive.

*Mike Shepherd, by e-mail.*





visit our  
**NEW!**  
website

*Re-creating History...*



Send us *your* standard models

**Step 1** - Contact us by phone or go to:  
[www.themodelcentre.com/customisation-at-tmc](http://www.themodelcentre.com/customisation-at-tmc) to select your  
customisation requirements.

**Step 2** - Send your models to us with your contact  
details and requirements.

**Step 3** - TMC will customise your models.  
Work usually takes around one week, however during busy  
periods this may vary.

**Step 4** - We will return your enhanced models to the address  
provided.

**Choose from the following options...**

- ▶ Custom weathering - light, medium or heavy
- ▶ Custom deluxe weathering (matching a picture)
- ▶ Renaming & renumbering
- ▶ Crest & shed code changes
- ▶ DCC & DCC sound fitting service
- ▶ Real coal
- ▶ Screw link couplings
- ▶ Cab tarpaulin
- ▶ Fit parts pack
- ▶ Lamps
- ▶ Tool carrier
- ▶ Fire irons
- ▶ Gloss finish
- ▶ Cab crew

**DCC Chip  
Fitting Service**

TMC now offer a comprehensive chip  
fitting service for N & OO Gauge.  
For non DCC ready &  
DCC ready models



[www.themodelcentre.com](http://www.themodelcentre.com)



Now Accepting **PayPal**

Please make cheques payable to:  
**'The Model Centre'**

**CONTACT US**

[websales@tmc-direct.com](mailto:websales@tmc-direct.com)  
01947 899125

**OPENING HOURS**

Monday - Friday: 8am - 5pm  
Saturday: 8am - 4pm  
Sunday: By Appointment

**VISIT US**

The Model Centre,  
Hill Farm,  
Beck Hole,  
Goathland,  
Nr Whitby,  
North Yorks  
YO22 5LF

**STAY WITH US**



[www.stayhfhc.co.uk](http://www.stayhfhc.co.uk)  
[enquiries@stayhfhc.co.uk](mailto:enquiries@stayhfhc.co.uk)  
01947 899125 (option 3)

ALL GOODS IN STOCK OR ON ORDER AT TIME  
OF GOING TO PRESS, PRICES MAY BE SUBJECT  
TO CHANGE WITHOUT NOTICE E & OE

\*TMC Price Match Promise. TMC match  
all major model retailers prices wherever  
possible subject to availability & our own  
T&Cs. Pre-Orders subject to price ruling  
at date of despatch.



# Model Shop

**TMC**  
Custom Finish



come & visit our  
**NEW!**  
SHOWROOM

...with Every Model

Buy pristine or ready weathered models from stock, or pre-order new releases at competitive prices.

We stock the full Woodland Scenics range, as well as Metcalfe, Oxford Diecast, Peco, Ratio, Wills, Gagemaster, Humbrol, Noch, LHL Loveless, Slater's Plastikard, Evergreen, First Gear and Exclusive First Editions.

Our **TMC Price Match\*** ensures you the best possible quality & value. For regular updates, more information & **Custom Finish** prices, see our **NEW** website.

## N GAUGE



**371-015K** Graham Farish, N gauge, class 08 08873 'InterCity' (Collectors Club) weathered by TMC  
RRP - £98.00 (You save £5.05)  
TMC Selling Price £92.95



**371-456** Graham Farish, N gauge, class 37/0 37133, BR grey & yellow (Dutch) weathered by TMC  
RRP - £149.95 (You save £23.00)  
TMC Selling Price £126.95



**372-060** Graham Farish, N gauge, Midland class, 4F 43924 BR black, late crest, Fowler tender, real coal & weathered by TMC  
RRP - £149.95 (You save £21.50)  
TMC Selling Price £128.45



**372-062** Graham Farish, N gauge, Midland class, 4F 43875 BR black, early crest, Johnson Tender, real coal & weathered by TMC  
RRP - £149.95 (You save £21.50)  
TMC Selling Price £128.45

## OO/HO GAUGE



**31-637** Bachmann, OO/HO gauge, class 64xx 0-6-0 Pannier Tank 6412, BR lined green, late crest, real coal & weathered by TMC  
RRP - £119.95 (You save £15.00)  
TMC Selling Price £104.95



**R3016** Hornby, OO/HO gauge, Standard 4MT 75072, BR black, early crest, real coal & weathered by TMC  
RRP - £175.49 (You save £10.54)  
Selling Price £164.95



**R3170** Hornby, OO/HO gauge, RailRoad GVR 4-6-0, Hall class 'Adderley Hall' 4900 with real coal & weathered by TMC  
RRP - £122.99 (You save £11.49)  
TMC Selling Price £111.50



**R3205** Hornby, OO/HO gauge, Hall class, BR 4-6-0 4900 'Rood Ashton Hall' real coal & weathered by TMC  
RRP - £159.99 (You save £14.00)  
TMC Selling Price £145.99



**R3230** Hornby, OO/HO gauge, LNER 7524, class J15 with real coal, weathered by TMC  
RRP - £149.99 (You save £15.00)  
TMC Selling Price £134.99



**R3231** Hornby, OO/HO gauge, BR black, 65356 class J15 with real coal, weathered by TMC  
RRP £149.99 (You save £15.00)  
TMC Selling Price £134.99



**R3232** Hornby, OO/HO gauge, BR black, 65445 class J15 with real coal, weathered by TMC  
RRP - £149.99 (You save £15.00)  
TMC Selling Price £134.99



**R3346** Hornby, OO/HO gauge, DB Schenker 'Marco Polo' 92009 weathered by TMC  
RRP - £109.99 (You save £11.00)  
TMC Selling Price £98.99



**R6682C** Hornby, OO/HO gauge, LNER, extra long CCT Van #4 weathered by TMC  
RRP - £24.99 (You save £1.49)  
TMC Selling Price £23.50



**R6692A** Hornby, OO/HO gauge, BR blue, Spot Fish Van #2 weathered by TMC  
RRP - £15.95 (You save £1.00)  
TMC Selling Price £14.95



**37-529Z** Bachmann, OO/HO gauge, 20 Ton Ex. LNER Brake Van, BR bauxite, TMC Limited Edition, weathered by TMC  
RRP - £29.50 (You save £1.00)  
TMC Selling Price £28.50



**38-500** Bachmann, OO/HO gauge, Covhop Wagon, BR bauxite, weathered by TMC  
RRP - £27.95 (You save £3.45)  
TMC Selling Price £24.50



Next day delivery on 'in stock' items, for the flat rate of £4.95 up to 5kg. Highlands and islands are subject to surcharge and will be sent via Royal Mail.





# Trebudoc

Cornwall's railway byways exert a pull on many modellers and **ANDY PETERS** is no exception, capturing the essence of a branch line in his compact 'O' gauge layout.

**PHOTOGRAPHY, MIKE WILD.**

**T**REBUDOC is my second 'O' gauge layout, this time built to 9ft x 2ft, slightly bigger than my first, St Budoc, which was built to a 9ft x 20in footprint and represented a small goods yard set in North Cornwall. That layout was sold some time ago and I had the desire to build another one in a similar vein.


Trebudoc represents a small former through station set in Cornwall that is now operated as a terminus and possibly serving a quarry or china clay mine. The

baseboards were made for me by a friend and are just 3in x 1in timber frames and a 6mm plywood top held together with a couple of wood dowels for alignment and a pair of over centre latches for quickness and ease of setup at exhibitions.

The layout has its own built in set of folding legs and with just the release of a small sliding door lock (the sort you get in bathrooms) the legs fold out and two cross braces keep the whole thing nice and rigid. The fiddle yard board just piggybacks onto the main board with a single set of legs. For

the lighting I have a set of three spotlights that hang above the layout and give a nice light. I had considered a fluorescent strip light but I was afraid that if it should go in the middle of a show all the lights are gone: at least I can change a bulb or get away with just two spotlights this way round.

The trackplan is very simple with just three points and consists of the platform road with a run-round loop, a coal siding and a spare siding next to the field for parking brake vans or general storage. At the back is a short bay for the goods traffic.

 '57XX' 0-6-0PT  
3635 enters  
Trebudoc with the daily  
pick up goods.





## STATISTICS

<b>Owner:</b>	Andy Peters
<b>Scale:</b>	'O'
<b>Length:</b>	9ft
<b>Width:</b>	2ft
<b>Track:</b>	Peco
<b>Control:</b>	DCC
<b>Period:</b>	BR Western Region, 1950s-1960s



**Right:** The station building is scratchbuilt with a plywood shell. The Ivatt '2MT' 2-6-2T is a Springside kit fitted with DCC sound.

The track is all Peco as are the points and it has all been painted with Railmatch acrylic paints using a mix of Sleeper Grime, Weathered Black and Frame Dirt amongst others. Once ballasted it has had a bit more treatment to stain the track and surrounding area to give it a suitably used feel. Grass was also laid in and around the track to give that rundown appearance so characteristic of rural railways towards the end of steam.

With just a couple of passenger trains a day and the local mixed goods serving the

loading dock and coal yard the station is scarcely populated. Even so, with figures from the Tower Accessories range there is the Stationmaster with his clerk leaning on his broom, two men in the goods depot and the coal merchant, a signalman in the 'box and a mechanic in the garage.

## CREATING THE SCENE

The road overbridge that divides the scenic area from the fiddle yard is made from MDF and card covered in DAS modelling clay. When dry the stonework was scribed with a large screwdriver. Once I was happy with the stonework it »







**3** Above: On the platform station staff discuss the arrival of the next passenger working.

was washed over with dirty thinners and this has left a nice grey staining effect.

The station building and signal cabin were built for me by George Tait. They are made from 2mm plywood and cut to shape and size, which was then covered in DAS clay the same way as I had built the bridge. I then finished them off with washes of thinners.

The first building next to the bridge was put there to hide the control panel. It represents an old disused tin shed with a rusted steel door and was made from scrap corrugated plasticard with a black drinking straw for the chimney. I have surrounded it with brambles from the Woodlands Scenic range.

Next to this is the garage, which started life as a Skytrex provender store when Trebudoc was first built as a goods yard. Inside is the mechanic and his workbench and a few tools and posters on the walls. There is also a steel cabinet inside to hide the wiring for the light. I bought a Skytrex lamp hut and it was supposed to go in the coal yard as a workman's hut, but it made the front of the layout look too crowded so it ended up in its rightful place on the platform, just as its makers intended!

The station lamps are from Duncans Models and are wired direct to the track in series so that they are not too bright: I don't want to overwhelm the scenery with

*"I didn't want to overwhelm the scenery with harsh and unrealistic lighting."*

**ANDY PETERS**



harsh and unrealistic lighting. The fencing is all from Slater's and the walling is from an unknown source as it was given to me by a fellow club member. The walling is the real bonus as far as the scenics are concerned as it has given the field and the back of the layout at the cattle dock end a nice rural look. For the grass I have used quite a bit of hanging basket liner from the local garden centre. The colouring is about right and looks really rough and can be added to with flock and static grass for extra effect and colour. The front of the baseboard at the front left of the layout was cut away to form a drop for the field and to help take away the flatness of the »



The garage is a modified Skytrex provender store.



Framed by the road bridge Collett '56XX' 0-6-2T 5637 waits to depart with a mixed goods.



**Trebudoc**  
signal cabin  
was scratchbuilt by  
George Tait for the  
layout.



front of the layout. Once cut away I used my hot glue gun to add cardboard and MDF formers for the land contour.

This was then covered in a layer of plaster for some strength and then finally I used bits of two different Gaugemaster scenic grass mats to form the field. I just tear the mat into rough shapes and then stick it down before going over it with a FMC static grass applicator to add to its depth and colour. Finally, torn off strips from the hanging basket liner were used along with Woodland Scenics clump foliage all around the end of the sidings and to hide the joins in the stone walling. The layout has no signals at present as I am waiting for Dapol's to come out in 'O', although I have put in a couple of dummy ground frame signals for the time being in appropriate positions.

## OPERATING TREBUDOC

The control panel is mounted in the front of the layout in the tin shed. I operate the layout from the front both at home and at exhibitions for simplicity of wiring, and it is always nice to be that little bit closer and more accessible to the viewing public when out and about. The panel is made from a scrap piece of white plasticard and has the track diagram drawn on it with a marker pen. I have fitted light emitting diodes to show the route settings. Peco has since introduced a double microswitch that can be used for switching the frog polarity of the point and also the LEDs on the panel but I have to switch mine manually. With three points to change - controlled by a Gaugemaster T1 16v transformer mounted in a plastic card index box - it is hardly a chore. I have drilled a series of holes in the top of this box for cooling and this keeps the 240 volts away from the layout - an important consideration. It is connected to the layout with a TV coaxial cable and the same transformer/box is used on all my layouts as I only work one layout at a time.

**Chuchward**  
'45XX' 2-6-2T  
4555 stands at the  
station with a single  
autocoach.






## ROLLING STOCK

Being such a compact layout there is no need for a massive locomotive fleet to run on Trebudoc, but all of those on the roster are suitable for a Great Western branch line in the BR era. In total there are three locomotives and they are a Bachmann Brassworks GWR '57XX' 0-6-0PT, a kitbuilt, (we think it is an Acme Kit) Ivatt '2MT' 2-6-2T and a Springside GWR '45XX' 2-6-2T. All three locomotives are Digital Command Control sound fitted - the Ivatt and 'Pannier' use decoders from South West Digital, but the chip in the 'Prairie' is unknown as I bought the model second hand and the sound chip was already fitted.

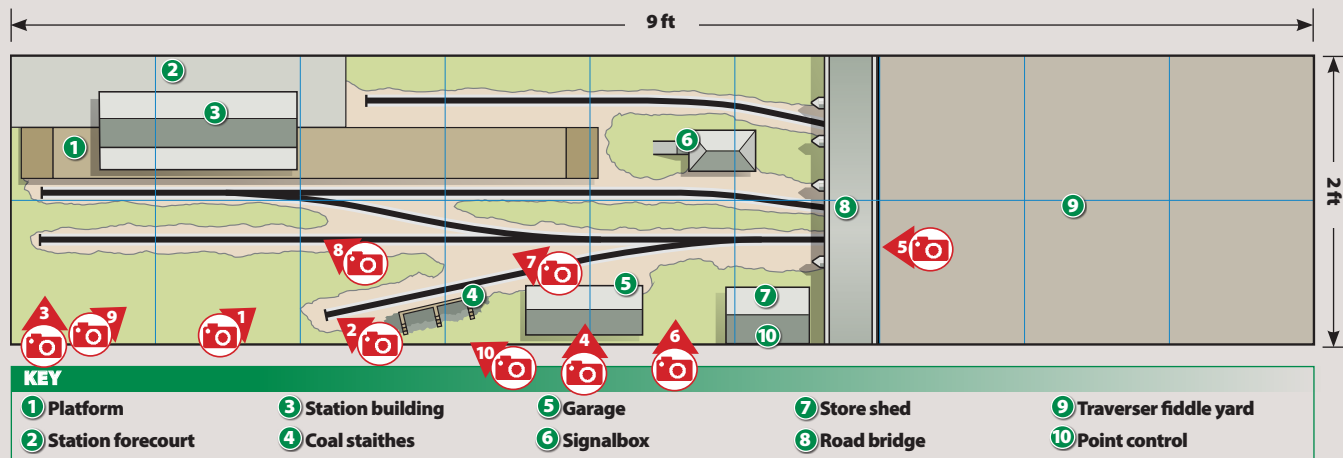
With the 0-6-0PT I also bought the bass reflex speaker for a deeper sound and the spare round speaker was wired in with the original for the Ivatt, glued back to back and pushed down the boiler barrel. This has meant that I get the sound >>

 The AEC engines of a GWR railcar tick over at the rural outpost.





## TREBUDOC TRACK DIAGRAM (NOT TO SCALE)



Ivatt  
'2MT'

2-6-2T 41302  
enters Trebudoc  
with a short set  
of vans.





through the chimney and from under the locomotive like the real thing and this is something that seems to raise a lot of interest and questions at exhibitions.

The goods stock comes from several sources, including Parkside Dundas, Skytrex and Cooper Craft to mention just three. I use three link couplings for all my stock and although they can be fiddly at shows, it is worth the effort for home use, and the appearance, of course, is accurate. The advantage of a fairly straight layout is that there is almost no buffer locking with the short wheelbase vans.

Trebudoc has given me a great deal of pleasure to build. There is something about the feel of an 'O' gauge model that is very special, and with more ready-to-run 'O' gauge in the pipeline I am sure that these pages will see more small layouts in this scale in the not too distant future. **HMM**



**O10** The coal staithe is regularly refilled by the daily goods.





# TRAIN FORMATIONS

# PICKUP GOODS

They were amongst the most idyllic of all railway operations and are wonderfully attractive to modellers. **MARK CHIVERS** examines some typical pick up goods train formations and shows how they can be made with ready-to-run stock.

SUITABLE 'OO' FREIGHT ROLLING STOCK

TYPE	LIVERY	MANUFACTURER	CAT NO.
12ton BR vent van corrugated ends	BR bauxite	Bachmann	38-171C
12ton BR vent van planked ends	BR bauxite	Bachmann	38-161B
12ton BR vent van plywood ends	BR bauxite	Bachmann	38-170C
12ton BR vent van (triple pack)	BR bauxite	Hornby	R6713
12ton SR vent van 2+2 planks	BR bauxite	Bachmann	38-082C
12ton shock absorbing open wagon	BR bauxite	Bachmann	37-879
13ton high sided steel open	BR bauxite	Bachmann	38-326
14ton tank wagons (set of three)	Black	Bachmann	37-670A
16ton steel mineral open wagon	BR bauxite	Bachmann	37-256
16ton steel mineral open with top flap	BR bauxite	Bachmann	37-226F
16ton steel mineral open with top flap	BR grey	Bachmann	37-225G
16ton steel mineral without top flap	BR grey	Bachmann	37-250H
16ton steel mineral open pressed end	BR grey	Bachmann	37-378
20ton 'Toad' brake van	BR grey	Bachmann	33-306C
20ton 'Toad' brake van	BR grey	Hornby	R6694
20ton 'Toad' brake van	BR bauxite	Bachmann	33-307
22ton Presflo wagon (triple pack)	BR bauxite	Bachmann	38-287
30ton bogie bolster wagon	BR grey	Bachmann	33-856D
BR 20ton brake van	BR bauxite	Bachmann	37-530
BR 20ton brake van	BR bauxite	Hornby	R6508
BR 20ton hopper wagon	BR grey	Hornby	R6677
Conflat with A container	BR bauxite	Bachmann	37-961
Conflat with AF containers	BR bauxite	Bachmann	37-981
Conflat with BD container	BR bauxite	Bachmann	37-951B
Eight-plank open wagon	BR grey	Bachmann	37-158C
Five-plank open wagon	BR grey	Bachmann	37-016C
Five-plank open wagon (triple pack)	BR bauxite	Hornby	R6712
Midland 20ton brake van	BR grey	Bachmann	38-550
One-plank open wagon	BR bauxite	Bachmann	37-479
Seven-plank open wagon	BR grey	Bachmann	37-081F
Three-plank wagon with BD container	BR bauxite	Bachmann	37-930C
ZUV 'Shark' ballast plough	Engineers black	Hornby	R6432

**O**F ALL THE FREIGHT operations on the railway, the pick-up goods train was often the slowest and most sedate of them all. However, they served a very

important purpose and ensured goods could be transported far and wide from almost anywhere in the country connected to the rail network.

Designated class K freight in steam days (Class 9 from 1962), the pick-up goods could be identified by its single white headlamp at the bottom left of the buffer beam. As its name suggests, the train would serve stations as required picking up and dropping off goods as it travelled along the line. Sometimes the traffic generated didn't warrant a full wagon or

van, and in those cases items could be carried in the brake van for depositing at a station.

The orientation of the station yard connection usually determined how the sidings were served. For example, if the yard featured a trailing connection to the Down line it would be served whilst the train was heading in that direction, but if it was connected to the Up line it would usually be served on the train's return.

Generally, the pick-up freight would call at a station and uncouple the brake van at the platform or in one of the yard sidings, subject to traffic requirements. The driver would then set back his train and deposit the appropriate vehicles in the sidings, shunt the yard if required, collect any vehicles as

necessary and then reattach the brake van ready to head to the next yard along the line. To prevent fouling the main running lines, many yards featured a headshunt which would allow the locomotive to shunt the sidings and other trains to pass without interference.

The process was not quick, particularly for those yards that were not served on the initial outward journey and had to wait for the return journey for the appropriate vehicles to be deposited. As a result, consignments might not be unloaded from wagons until the following day for onward delivery.

Once the yards on the line had been served and any wagons collected, the pick up goods train would then return to a large freight





The pick up goods is one of the most easily modelled train formations for the steam era, and they ran everywhere from main lines to branch lines. A Fowler '4F' 0-6-0 leads a pick up goods through the three arch bridge on the approach to Topley Dale and passes an '8F' 2-8-0 at the head of a block coal train.



shutting yard for the consist to be remarshalled ready for the next leg of its journey.

A wide range of wagon types could appear, depending on the customers and industry on the route. In its simplest form in British Railways days, this would often include at least one 12ton ventilated van and the ubiquitous 16ton steel mineral open wagon. Depending on traffic levels, operations might run to just a locomotive and brake van either for the outward or return journey. Other services might run to quite lengthy trains with multiple vans, mineral wagons, wooden bodied open wagons, bolster wagons and other specialist vehicles such as cement Presflos or fuel tanks.

From a modeller's perspective the pick-up

goods train is perfect, as it can realistically run to whatever length your layout permits and the main manufacturers produce a good variety of suitable rolling stock such as Bachmann's prolific range of 12ton ventilated van variants and 16ton mineral wagons together with wooden bodied open wagons and brake vans. Hornby and Dapol also feature ventilated vans, open wagons and a variety of other appropriate wagon types in their ranges too, whilst Kernow Model Rail Centre is currently developing a 'OO' gauge London and South Western Railway (LSWR) 10ton goods brake 'road van', which features side doors designed for easy loading and unloading of small goods and parcels.

Locomotives are equally well represented

with recent additions including Bachmann's LBSCR 'E4' 0-6-2T, LNER 'J11' 0-6-0 and Hornby's LNER 'J15' 0-6-0 and LNER 'K1' 2-6-0. Other suitable locomotives currently in development include Bachmann's GWR '94XX' 0-6-0PT and LMS '2MT' 2-6-2T, Hatton's Model Railways' 'OO' gauge GWR '14XX' 0-4-2T, Hornby's LSWR '700' 0-6-0, Heljan's 'O2' 2-8-0 and Kernow Model Rail Centre's LSWR 'O2' 0-4-4T.

With plenty of suitable locomotives and rolling stock available it is possible to create authentic pick-up goods trains and the list below presents a small selection of prototypical formations. Whilst the list is not exhaustive, each of the train formations is easily modelled using readily available models. ■



## WESTERN



GWR '2251' 0-6-0 BR black, early crests (Bachmann), five-plank open wagon, seven-plank open wagon, eight-plank open wagon, five-plank open wagon, eight-plank open wagon, BR 20ton brake van. ● 1955. ● Location: South Ruislip



## SOUTHERN



LBSCR 'E4' 0-6-2T BR lined black, early crests (Bachmann), SR 20ton 'pill box' brake van. ● 1955. ● Location: Midhurst



SR 'N' 2-6-0 BR lined black, late crests (Bachmann), four 16ton steel mineral open wagons, six 12ton vent vans, SR 20ton 'pill box' brake van. ● 1962. ● Location: Shalford

## MIDLAND



LMS 'Black Five' 4-6-0 BR black, late crests (Hornby), seven-plank wagon, BR 20ton brake van. ● 1961. ● Location: Pilling



## EASTERN/NORTH EASTERN



LNER 'J15' 0-6-0 BR black, early crests (Hornby), five-plank open wagon, seven-plank wagon, 12ton vent van, BR 20ton brake van. ● 1955. ● Location: Godmanchester



## SCOTTISH



LMS '2P' 4-4-0 BR black, early crests (Hornby), seven-plank open wagon, 16ton steel mineral open wagon, seven-plank open wagon, two 16ton steel mineral open wagons, three 16ton steel mineral open wagons, two 12ton vent vans, BR 20ton brake van. ● 1956. ● Location: Towiemore



'WD' 2-8-0 BR black, late crests (Bachmann), two five-plank open wagons, 12ton shock absorbing open wagon, four 13ton high-sided steel open wagons, two 14ton tank ● 1960. ● Location: Coupar Angus



LNER 'K3' 2-6-0 BR black, late crests (Bachmann), 16ton steel mineral open wagon, four 12ton vent vans, two seven-plank open wagons, two 12ton vent vans, 16ton steel mineral





GWR '57XX' 0-6-0PT BR black, late crests (Bachmann), 20ton 'toad' brake van, two 22ton Presflo wagons. ● 1961. ● Location: Trusham

GWR '57XX' 0-6-0PT BR black, late crests (Bachmann), 12ton vent van, two 30ton bogie bolster wagons, two 12ton vent vans, BR 20ton brake van. ● 1965. ● Location: Ross-on-Wye

USEFUL LINKS	
Bachmann	<a href="http://www.bachmann.co.uk">www.bachmann.co.uk</a>
Dapol	<a href="http://www.dapol.co.uk">www.dapol.co.uk</a>
DJ Models	<a href="http://www.djmodels.co.uk">www.djmodels.co.uk</a>
Hatton's of Liverpool	<a href="http://www.ehattons.com">www.ehattons.com</a>
Heljan	<a href="http://www.heljan.dk">www.heljan.dk</a>
Hornby	<a href="http://www.hornby.com">www.hornby.com</a>
Kernow MRC	<a href="http://www.kernowmodelrailcentre.co.uk">www.kernowmodelrailcentre.co.uk</a>



GWR '45XX' 2-6-2T BR lined green, late crests (Bachmann), 12ton vent van, SR 12ton vent van, five-plank open wagon, Midland 20ton brake van, four five-plank open wagons, nine 16ton open wagons, BR 20ton brake van. ● 1965. ● Location: Bourne End



BR '4MT' 4-6-0 BR lined black, late crests (Bachmann/Hornby), two five-plank wagons, two 16ton steel mineral open wagons, BR 20ton brake van. ● 1962. ● Location: Sway



BR '4MT' 2-6-4T BR black, late crests (Bachmann), two 12ton vent vans, five-plank open wagon, two 16ton steel mineral open wagons, ZUV 'Shark' ballast plough brake van, BR 20ton brake van. ● 1964. ● Location: Christchurch

Midland '4F' 0-6-0 BR black, early crests (Bachmann/Hornby), eight-plank wagon, three-plank wagon, 16ton steel mineral open wagon, two three-plank wagons, five-plank wagon, Midland 20ton brake van. ● 1952. ● Location: Normanton-on-Soar



Midland '3F' 0-6-0 BR black, late crests (Bachmann), eight-plank open wagon, 12ton vent van (plywood sides), five-plank wagon, Midland 20ton brake van. ● 1958. ● Location: Selly Oaking



Midland '4F' 0-6-0 BR black, late crests (Bachmann/Hornby), three 12ton vent vans, three 16ton steel mineral open wagons, seven-plank open wagon, five-plank open wagon, five 16ton steel mineral open wagons, BR 20ton brake van. ● 1961. ● Location: Ullesthorpe



LNER 'J11' 0-6-0 BR black, early crests (Bachmann), two 16ton steel mineral open wagons, Conflat with BD container, two 12ton vent vans, BR 20ton brake van. ● 1956. ● Location: Waterside

LNER 'O1' 2-8-0 BR black, late crests (Hornby), two 16ton steel mineral open wagons, 12ton vent van, three 16ton steel mineral open wagons, two 12ton vent vans, Midland 20ton brake van. ● 1959. ● Location: Leicester



LNER 'V2' 2-6-2 BR lined green, late crests (Bachmann), seven-plank open wagon, 12ton vent van, eight 22ton 'Presflo' wagons, two 16ton steel mineral open wagons, five seven-plank open wagons, BR 20ton brake van. ● 1961. ● Location: Little Bytham



seven-plank open wagon, two 16ton steel mineral open wagons, seven-plank open wagon, two 12ton vent vans, three seven-plank open wagons, six 12ton vent vans,



wagons, 12ton vent van, Conflat with BD container, two one-plank wagons, 13ton high-sided steel open wagon, six 16ton mineral open wagons, BR 20ton brake van.



Class 20 BR plain green (Bachmann), three-plank open wagon with BD container, four Conflat wagons with BD containers, 12ton vent van, three 16ton steel mineral open wagon, Conflat wagon with AF container, 12ton vent van, three 16ton steel mineral open wagons, Conflat wagon with AF container, BR 20ton brake van. ● 1960. ● Location: Ruthrieston



open wagon, five-plank open wagon, five 12ton vent vans, Conflat wagon with BD container, two 12ton vent vans, BR 20ton brake van. ● 1962. ● Location: Newcastleton



# FREE STOVE R MODEL

Claim your **FREE**  
Stove R Model when  
you take out a 2  
year or Direct Debit  
subscription to

**HORNBY**  
magazine



ONLINE

[www.hornbymagazine.com](http://www.hornbymagazine.com)



PHONE

UK 01780 480404  
OVERSEAS +44 1780 480404  
FAX UK 01780 757812 OVERSEAS +44 1780 757812



POST

COMPLETE THE FORM AND POST TO:  
HORNBY MAGAZINE, KEY PUBLISHING LTD,  
PO BOX 300, STAMFORD, Lincs,  
PE9 1NA, UNITED KINGDOM

**3 EASY WAYS TO ORDER...** THIS FANTASTIC  
SUBSCRIPTION OFFER!



## STOVE R MODELS

HM001 ~~OUT OF STOCK~~  
 HM002 ~~OUT OF STOCK~~  
 HM003 BR crimson livery  
 HM004 ~~OUT OF STOCK~~  
 HM005 ~~OUT OF STOCK~~



Please see [www.keypublishing.com/shop](http://www.keypublishing.com/shop)  
 for running number details

**WORTH  
£25.65**



441/15

# SAVE EVEN MORE

when you pay by easy Direct Debit - just **£8.99 quarterly** or **£37.50 annually**

☒ **YES**, I would like to subscribe to Hornby Magazine

## PAYER'S DETAILS

Title  First name  Surname

Address

Postcode  Country

Email address

Please complete to receive news updates and offers from us by email.

## DELIVERY DETAILS (IF DIFFERENT)

Title  First name  Surname

Address

Postcode  Country

Email address

Please send gift card tick here ☐

## SPECIAL OFFER (PLEASE TICK)

	12 FOR THE PRICE OF 10	BEST OFFER - 24 FOR THE PRICE OF 19 PLUS FREE STOVE R MODEL
UK	12 issues <input type="checkbox"/> £39.50	24 issues <input type="checkbox"/> £75.00
Europe	12 issues <input type="checkbox"/> £47.99	24 issues <input type="checkbox"/> £87.25
USA	12 issues <input type="checkbox"/> \$83.00	24 issues <input type="checkbox"/> \$149.99
Rest of the World	12 issues <input type="checkbox"/> £50.00	24 issues <input type="checkbox"/> £91.00

## PAYMENT DETAILS

I enclose a cheque for £/\$ ..... made payable to Key Publishing Ltd

Please debit my Mastercard ☐ Visa ☐ for £/\$ .....

Expiry date

Security Code (3 digit code on reverse of card)

OFFER CLOSE DATE: 30 JUNE 2015 PLEASE QUOTE: HM0615

Signature ..... Today's date .....

## INSTRUCTION TO YOUR BANK OR BUILDING SOCIETY TO PAY BY DIRECT DEBIT

Please tick: ☐ UK Direct Debit ☐ Quarterly £8.99 ☐ Annually £37.50

		Instruction to your bank or building society to pay by Direct Debit			
Please fill in the form and send to: Key Publishing Ltd, PO Box 300, Stamford, Lincolnshire, PE9 1NA, UK Name and full postal address of your bank or building society					
To: The Manager		Bank/building society		Service user number 6 5 8 9 6 0	
Address		Address		Reference	
Postcode		Postcode		Instruction to your bank or building society Please pay Key Publishing Ltd. Company Direct Debits from the account detailed in this Instruction subject to the safeguards assured by the Direct Debit Guarantee. I understand that this Instruction may remain with Key Publishing Ltd. and, if so, details will be passed electronically to my bank/building society.	
Name(s) of account holder(s)		Signature(s)		Date	
Branch sort code		Branch sort code		Date	
Bank/building society account number		Bank/building society account number		Date	
Banks and building societies may not accept Direct Debit Instructions for some types of account.					

Direct Debit UK only. If paying by Direct Debit please send in form. Free gift available on UK Direct Debit orders only.

Payments are accepted by Direct Debit, cheque, Postal Order, Credit Card and US Dollar check. Payments by credit or debit card will be shown on your statement as Key Publishing Ltd. Key Publishing will hold your details to process and fulfil your subscription order. Occasionally we may wish to contact you to notify you of special offers on products or events. If you do not wish to receive this information please tick here ☐ or mention when calling. Gift subject to change. Any alternative gift will be of equal or higher value. Please note: Free gift is only available on Direct Debit with a minimum 2 year subscription. Should you cancel your subscription earlier than an invoice will be raised for the full price of the gift.

## AMERICAN READERS

Readers in the USA may place orders by:  
 Telephone: Toll-free 800-428-3003  
 Fax: 757-428-6253

or by writing to:  
 Hornby Magazine, 3330 Pacific Ave,  
 Ste 500, Virginia Beach, VA 23451-9828  
 Alternatively, order online at  
[www.imsnews.com/hornbymag](http://www.imsnews.com/hornbymag)  
 quoting/entering code HM0615



# Locomotion debuts **Ivatt 'Atlantic'**

Locomotion Models and Bachmann have joined forces to create a stunning replica of the Ivatt 'C1' 4-4-2s with models of 251 and the last of the class for 'OO'.

**MIKE WILD** takes a closer look at this highly sought after production.

**SEE MORE!**  
VISIT [WWW.YOUTUBE.COM/HORNBYSMAG](http://WWW.YOUTUBE.COM/HORNBYSMAG)  
AND SUBSCRIBE TODAY



**A**TLANTICS' have always held a special place in railway history and particularly the Great Northern Railway (GNR) and London Brighton and South Coast Railway (LBSCR) developed 4-4-2s. Models of both of these famous designs are being produced by Bachmann with the first to arrive being the GNR Ivatt 'Atlantic' for Locomotion Models' National Collection in Miniature series.

Produced specifically for Locomotion Models, this brand new release is already highly sought after and is being released as 251 in original GNR lined green, 3251 in London and North Eastern Railway (LNER) lined apple green and as the last 'C1' to remain in service with British Railways – 62822 – in British Railways black with a choice of pristine and weathered finishes.

The 'C1' 'Atlantics' were introduced in 1902 and

251 was the first of 94 built at Doncaster Works over the following eight years. The class was a follow up to Ivatt's small boiler 'Atlantic' which became class 'C2' under LNER ownership. The new class of large boiler 'Atlantics' were designed to tackle express trains on the East Coast Main Line from London King's Cross to York which they did for 20 years until the arrival of the Gresley 'A1' 4-6-2s began displacing them to other duties.





#### THE DETAILS

<b>Supplier:</b>	<a href="http://www.locomotionmodels.com">www.locomotionmodels.com</a>
<b>Cat No:</b>	NCIM020
<b>Description:</b>	GNR 'C1' 4-4-2 251, GNR lined green
<b>Scale:</b>	'OO'
<b>Price:</b>	£179.00
<b>Era:</b>	2
<b>DCC:</b>	DCC ready, 21-pin socket
<b>Couplings:</b>	Small tension locks in NEM pockets



*"This brand new release is already highly sought after."*

**MIKE WILD**

Nevertheless, the 'C1s' continued in service with 17 surviving into British Railways ownership in January 1948. The last, 62822, was withdrawn from Grantham shed in November 1950 after hauling a special from King's Cross to Doncaster at the end of the month.

Happily one has been preserved as part of the National Collection – first of class 251 which was withdrawn from service in 1947


as 2800, its post 1946 number. It is currently a static exhibit and housed at the Locomotion, the National Railway Museum in Shildon. For more on the history of the Ivatt 'C1' 4-4-2s see Reality Check on pages 68-71.

#### THE MODEL

Announced in July 2014 Bachmann has turned the 'C1' round quickly for Locomotion Models,

but that certainly doesn't mean any reduction in quality. The quality of the 'Atlantic' is clear from the word go with the model smartly turned out in GNR green with white, black, white lining, gold leaf coloured lettering and maroon frames lined in red – all of which looks superb. Add to this perfect edges between all colours on our sample and this is a delightful model packed full of decoration detail. »





Built in capacitor and space for a 23mm round speaker.

21-pin DCC decoder socket.

However, beauty is much more than skin deep with the 'C1' as Bachmann has clearly invested a great deal of effort in ensuring that this model more than passes muster. From all angles the shape and character of the prototype has been captured superbly with the boiler sitting high above the frames as per the real locomotive. At the front you will find a full complement of lamp irons which are joined below by fixed metal buffer heads. A full set of bufferbeam pipework is also included with the model which can be fitted in place of the front tension lock coupling plugging the holes in the bufferbeam – together with cab doors, brake rigging and fire irons.

The smokebox door is neatly detailed with 'polished metal' hinge straps, and separately fitted smokebox door dart and handle. The smokebox door opens to reveal representation of the front tubeplate, blastpipe and superheater header in low relief – a nice touch.

Moving along the locomotive and a glance between the frames highlights intricate motion and pipework detail below the boiler while the neatly profiled driving wheel splashers are topped with brass coloured lubricator boxes. Between the driving wheels is a set of steps and a separately fitted grab handle while the wide firebox also features the blowdown valve on the driver's side.

On top of the boiler you will find a neatly proportioned chimney which is joined by the dome and an accurate representation of the early safety valve design. The

whistle, correctly, sits on the cab roof.

Moving inside and here Bachmann has done a sterling job of recreating the cab interior of 251 including the lever reverse which made these locomotives a challenge to drive, gauges, copper coloured pipework and the all important regulator.

Immediately behind is a GNR pattern tender which features fine detail around the footplate including a coal grid across the tender opening. A cast metal coal load is fitted on top of the tender which does have a tendency to fall out in as delivered condition, but fitment of parts from the detailing pack assists this item in staying put. Beneath the coal load is a fully detailed coal space making it a simple project to add a real coal load instead, if wanted.

The underframe detail of the 'Atlantic' is quite excellent with fine production of the valve gear, driving wheels, sandpipes, brake shoes and more.

## PERFORMANCE

On test our sample of 251 was superb. Straight from the box it ran smoothly and virtually silent throughout the speed range offering precise control. Current collection is provided by the driving wheels and outer tender wheels and this extended pick-up area certainly assists in the model's running qualities.

Haulage tests were based around a six coach set of Bachmann Mk 1s which our sample handled with ease, apart from a small slip on starting with the full weight of the train on a curve. On

straight level track the load was increased to eight, but six bogie carriages were certainly a more comfortable proposition for the 4-4-2.

The 'Atlantic' is equipped with a 21-pin DCC decoder socket which, like all new generation steam locomotives, is positioned in the tender. Here, as well as providing ample space for a decoder to be positioned, there is also provision for a 28mm round speaker to be installed on the tender floor for those intent on installing sound in the 4-4-2. With this in mind the 'Atlantic' is a simple proposition for installation of either straight DCC control or sound.


Testing of our sample on DCC was carried out with a DCC Concepts 21-pin decoder which mated perfectly with the model's socket and offered flawless operation on our test track.

## OVERALL

The Ivatt 'Atlantics' were an important part of the East Coast Main Line's locomotive development and, in some ways, it is surprising that these fine machines have only just been represented in ready-to-run form. That Locomotion Models and Bachmann have taken on this challenge is great news for all and it has introduced a model which is suitable for pre-grouping, 'Big Four' and post-nationalisation period layouts.

With four versions due for release covering GNR, LNER and BR periods the Ivatt 'Atlantic' is a sure-fire winner in our book and deserves to be popular. Excellent all round and available now exclusively from Locomotion Models. (MW) [www.locomotionmodels.co.uk](http://www.locomotionmodels.co.uk)





Powerful motor positioned in the firebox

Bufferbeam detail pack included.

Highly detailed motion.

Elegant frame lining.

*"Six bogie carriages were a comfortable proposition for the 4-4-2."*

**MIKE WILD**



Highly detailed and painted cab interior plus gold leaf effect numbers...



... is matched by the elegantly finished front end. The smokebox door opens too.



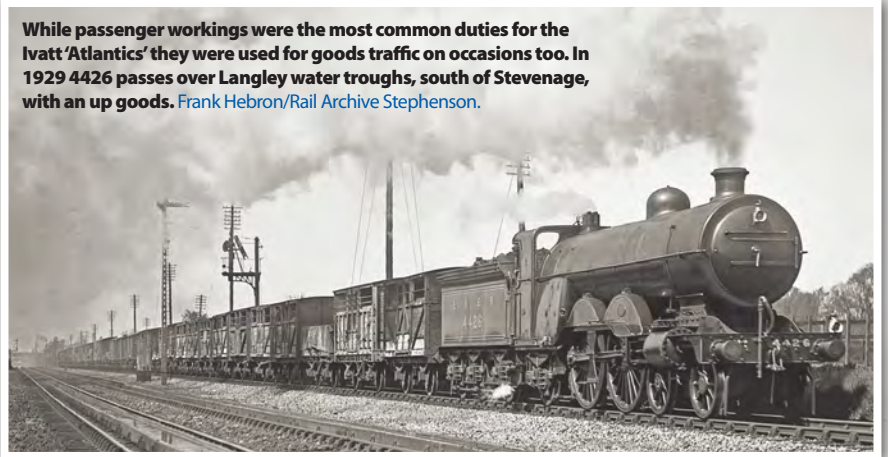
Rivet detail is excellent throughout this model of the GNR 'C1' 4-4-2.



# 'The Ivatt, Atlantics'

The East Coast Main Line is synonymous with famous express locomotives, but long before *Mallard* and *Flying Scotsman* were even thought of Ivatt's 'C1' large boiler 'Atlantics' were providing the power for expresses from London to the north, as **EVAN GREEN-HUGHES** explains.

While passenger workings were the most common duties for the Ivatt 'Atlantics' they were used for goods traffic on occasions too. In 1929 4426 passes over Langley water troughs, south of Stevenage, with an up goods. [Frank Hebron/Rail Archive Stephenson](#).



In an impressive display of power 'C1' 4-4-2 4461 climbs Holloway bank with the 11.10am King's Cross to Harrogate Pullman in 1926. [Frank Hebron/Rail Archive Stephenson](#).





**T**RAVELLERS using the railways of Britain in the latter part of the 19<sup>th</sup> century found the conditions in which they made their journey were being dramatically improved. New corridor coaches were being introduced with improved facilities such as toilets, on board catering and better seats. Even those travelling in the humble Third Class carriage were being treated to better conditions and to some semblance of luxury.

Some of the best coaches in the country were built for use on the East Coast Main Line (ECML) but these new vehicles were much heavier than those they replaced and this gave the Great Northern Railway's Locomotive Superintendent, Patrick Stirling, something of a headache because his classic single-wheelers were not up to the task - and the other express locomotives were little more suitable for future needs.

Stirling proved unable to provide a suitable locomotive and, as he was by then 75 years old, the Great Northern Railway (GNR) board decided to appoint Henry Ivatt, a former Crewe apprentice who was currently Locomotive Engineer at the Great Southern and Western Railway in Ireland, as his successor. Ivatt immediately began

the construction of larger locomotives, but these were 2-4-0s and 4-4-0s largely based on Stirling's principles which were stop gap measures at best.

Ivatt became convinced that the future lay with a 4-4-2 which would allow the use of a larger boiler, but also would provide space for the bigger firebox that would then be necessary. In February 1897 he received permission to build an experimental locomotive, which emerged numbered 990 one year later and was subsequently named *Henry Oakley*. Compared with the Stirling engines this was a larger piece of engineering all round, allowing it to fulfil the tasks allocated to it, and another 21 followed, including one built as a four-cylinder compound. These locomotives were eventually to become the 'C2' class.

### LARGER AND MORE POWERFUL

During 1902, with construction of the 'C2s' still in progress, Ivatt decided to introduce a revised design. He felt that performance could be improved with a bigger boiler and decided to increase the size of the barrel from the 4ft 8in of the 'C2s' to 5ft 6in, at the same time using a very wide firebox. The first of the new 'C1' class emerged from Doncaster works that December numbered 251 but it proved to be a disappointment.

This was largely because Ivatt had left the cylinder arrangement much as before and also because it had to be fitted with a lever reversing mechanism because there was insufficient room for the screw type which led to difficulties for crews in working the engine - drivers of the Great Western Railway 'Saints' faced a similar problem until screw reversers were fitted.

Twenty similar engines followed in 1904 but performance was not as expected and so Ivatt decided to complete one as a four cylinder compound and this emerged in time as 292.

This compound was also not satisfactory and so in desperation the GNR ordered another compound of similar dimensions from the Vulcan Foundry. This, too, had its problems particularly in that it could not pull the specified ten-coach train, and its reliability issues caused a delay in Vulcan's account being settled.

Meanwhile production of standard 'C1s' continued at Doncaster, with later engines being fitted with screw reversing gear following a redesign of the firebox. During this redesign the firebox was also made deeper at the front to assist with coal distribution and this involved a change in the way the frames were constructed. Earlier locomotives were »





## REALITY CHECK

subsequently modified to match.

Still there was room for improvement and again Ivatt turned to compounding, with 1421 appearing in 1907. Changes to the valve gear didn't produce the anticipated improvements and the locomotive was as much trouble as the others had been. It came as no surprise to anyone when it was eventually rebuilt as a standard 'C1' in 1920 by Ivatt's successor Nigel Gresley.

The final batch of ten engines which were completed after Ivatt retired were fitted with Schmidt superheaters and piston valves and more importantly had larger 20in cylinders fitted instead of the 18½in of the previous builds.

Once sufficient numbers of the 'C1s' began to be available they were allocated to all of the GNR's principal express trains and worked alongside the smaller 'C2s' and the 4-4-0s. This meant that at last the underpowered Stirling 'singles' could be consigned to secondary duties. The 'C1' class was then distributed amongst the railway's passenger sheds with one specifically to Royal Train duties. In 1909 'C1' 1449 was sent to work on the London & North Western Railway as part of a series of exchange trials and it was found that it burned marginally less coal than the 'Precursor' 4-4-0 class but it did not perform as well as had been expected, either in the trial or in service.

### THE NEW BROOM

Nigel Gresley succeeded Ivatt in 1911 and he set about introducing a number of improvements. In 1914 he fitted 1442 with a Robinson superheater, and this modification was progressively applied to other engines. Later on a larger Robinson type was used



**'C1' 3293, fitted with experimental Westinghouse cab signalling apparatus, stands at Nottingham Victoria on July 3 1946.** Gordon Hepburn/Rail Archive Stephenson.

and eventually all locomotives had these fitted, whether they had started out with the Schmidt type, the Robinson type or none at all. Gresley's alterations finally showed that the 'C1s' could perform as well as their size suggested they should.

Gresley also rebuilt 279 as a simple four cylinder locomotive in 1914 but this showed little improvement and it was experimented on several times before its final rebuild as a two-cylinder with 'K2' type cylinders in 1937. A strengthened front bogie was fitted due to fractures and one locomotive, 1419, was for a time fitted with a steam booster on the trailing bogie in an attempt to improve the power available for starting a heavy train.

During the First World War train weights rose to around 500tons in many cases,

but the 'C1s' were prohibited from double heading at that time, and so attempts were made to get them to work these trains unaided. Many stalled in the tunnels outside King's Cross as a result and therefore special arrangements had to be made to get them on their way from the capital.

In June 1923 the newly formed London and North Eastern Railway (LNER) introduced the 'Harrogate Pullman' service which was worked by 'C1s' throughout. When this was extended to Edinburgh in 1925 'D11' 4-4-0s were initially used but after 1927 this duty also fell to 'C1s'. The accelerated timings brought in by the LNER in 1932 caused some 'C1s' to be allocated to Copley Hill in Leeds for the 'Pullman' services.

The engines, as modified by Gresley,

**Marking the end of GNR 'Atlantics' on the East Coast Main Line, 62822 – the last of the class in service, nears Corby Glen with a special from King's Cross to Doncaster on November 25 1950.** Gordon Hepburn/Rail Archive Stephenson.






NUMBER SERIES (IN BUILD ORDER)	
1902	251
1904	272-291
1905	292, four-cylinder compound
	1300, four-cylinder compound - Vulcan Foundry
	293-301, 1400-1410
1906	1411-1420
1907	1421, four-cylinder compound
	1422-1431
1907-8	1432-1441
1908	1442-1451
1910	1452-1461, superheated, piston valves from new
<b>Note:</b> All are two-cylinder simple engines, except where stated.	

worked the principal expresses of the LNER with efficiency but they were totally eclipsed from 1922 by the introduction of his 'Pacifics'. From 1928 some 'C1s' were moved out to Cambridge where they took over principal expresses and, after the introduction of the 'A4' 4-6-2s, a quantity were transferred to Sheffield where they were used on services to Liverpool, Manchester, York and Swindon.

During the Second World War the class ventured further afield and were often seen north of York and also on the Great Central lines in Lincolnshire but during the hostilities they became very run down indeed. As a result the first of the standard engines, 4459, was taken out of service in 1943 to be followed by six more in 1944 and another 21 in 1945. The compounds had by then already gone, 292 in 1927, 1300 in 1924 with 4421 having been rebuilt as a standard engine.

GNR 'C1' 4-4-2 FACTS AND FIGURES	
<b>Designer:</b>	HA Ivatt
<b>Built:</b>	1902-1910
<b>Withdrawn:</b>	1924-1950
<b>Total built:</b>	94
<b>Builder:</b>	Doncaster Works (93) Vulcan Foundry (1)
<b>Purpose:</b>	Express passenger
<b>Power classification:</b>	2P
<b>Wheel arrangement:</b>	4-4-2
<b>Weight (locomotive):</b>	69tons 12cwt
<b>Weight (tender):</b>	43tons 2cwt
<b>Max axle weight:</b>	20tons
<b>Brakes:</b>	Locomotive - steam brake Train brakes - vacuum
<b>Leading wheels:</b>	3ft 8in
<b>Driving wheels:</b>	6ft 8in
<b>Wheelbase:</b>	48ft 5½in
<b>Boiler:</b>	Parallel, 5ft 6in
<b>Boiler pressure:</b>	170psi
<b>Cylinders:</b>	Two, outside
<b>Size:</b>	19in x 24in (slide valve locomotives) 20in x 24in (piston valve locomotives)
<b>Motion:</b>	Stephenson
<b>Tractive effort:</b>	15,649lbs (slide valves) 17,340lbs (piston valves)
<b>Coal capacity:</b>	6½ tons
<b>Water capacity:</b>	3,500 gallons



'C1' 1400 gleams in the old engine yard at King's Cross in 1912. Rail Archive Stephenson.

## INTO BR SERVICE

A steady withdrawal then followed but 17 of the class survived long enough to be taken into British Railways ownership when the railways were nationalised in 1948. By this time there were two at King's Cross, three at New England, four at Grantham, three at Doncaster, three at Ardsley and two at Leeds Copley Hill. However by this time withdrawals were in full flow and so few of the survivors were to receive their British Railways numbers.

By 1950 there were only five left and all were being used on stopping passenger trains: their number had dwindled to only one by the middle of the year. The last survivor, 62822, had an appropriate send-off on November 25 when it worked the 'Ivatt Atlantic Special' from King's Cross to Doncaster for the benefit of enthusiasts who wanted to travel behind an Ivatt 'Atlantic' for one last time. It says a great deal for the affection that railwaymen had for these engines that staff lined the trackside at New England and Grantham sheds to bid the engine goodbye. After its work on the special was completed 62822 went in steam to the works for breaking up.

Fortunately the same affection had already led to the prototype 'C1' being saved for posterity. When withdrawn in July 1947 LNER 2800, the original 251, was taken into Doncaster where work was undertaken to reverse as many of the modifications it had received during its life as possible. Slide valve cylinders replaced those with piston valves, an original pattern boiler substituted and even the frames were changed for an original style pair. The superheater was removed and the locomotive was repainted in its original livery.

It was exhibited at King's Cross from October 13-18 1952 and in 1953 it was returned to working order for special use. Interestingly its performance without the Gresley modifications returned it to a shadow of its former self. It again worked

BR SURVIVORS			
'C1'S PASSING INTO BR STOCK WITH WITHDRAWAL DATES			
BR No	LNER No	Original No	Withdrawn
62808	2808	279	2/48
62810	2810	281	5/49
62817	2817	288	5/50
62821	2821	293	7/48
62822	2822	294	11/50
62828	2828	300	9/49
62829	2829	301	7/48
62839	2839	409	1/50
62849	2849	419	7/48
62854	2854	424	4/50
62870	2870	440	2/48
62871	2871	441	5/48
62875	2875	445	1/49
62876	2876	446	1/48
62877	2877	447	11/49
62881	2881	451	4/49
62885	2885	455	1/50

on the main line in 1954 but was then stored in Doncaster Works paint shop until 1957 when it was sent to the old York Railway Museum. It stayed there until 1975 when the National Railway Museum was constructed and has remained a popular exhibit there ever since.

Some of the class did live on for a while as stationary boilers at various locomotive and carriage and wagon works with 2812, 2821, 2829, 2849, 2877, 3274 and 3285 being so employed until around 1952 when they, too, were scrapped. Some sets of frames were also used as boiler carriers at both Doncaster and Darlington.

While having a difficult early life the 'C1s' as modified by Gresley turned out to be fine performers and were capable of working medium-weight trains reliably at a reasonable speed. It is now many years since we have been able to see one in action and it is probably unlikely that we shall ever do so again. That the large boiler 'C1' 4-4-2s have now been represented in model form at least goes some way to filling that gap. [Huma](#)



# 'Merchant'

Debut for 'N'

**SEE MORE!**  
VISIT [WWW.YOUTUBE.COM/HORNBYMAG](http://WWW.YOUTUBE.COM/HORNBYMAG)  
AND SUBSCRIBE TODAY



**B**ULLEID'S radical 'Pacifics' have always been a source of great debate and continue to be so today. With their forward thinking and unusual ideas for steam locomotives they were quite different to what had gone before – never mind the fact that Bulleid 'sold' them as mixed traffic locomotives when proposing his ideas to the Southern Railway board in 1938.

The first of the class was released into traffic in 1941 and eventually 30 would enter service. The first 20 – numbered 21C1-21C20 – were built by the Southern Railway,

while the final 10 were delivered with BR numbers on construction in 1948/1949 as 35021-35030.

Such was the complexity of Bulleid's original design with its air-smoothed casing, oil bath enclosed motion and steam driven electric generator that BR undertook to rebuild the entire class in 1956-1959 in more conventional form, taking on an appearance not dissimilar to the BR 'Britannia' 'Pacifics', although with a number of hallmark features including the characteristic Bulleid-Firth-Brown wheels and oval smokebox door still in evidence.

The last of the class was

withdrawn in July 1967 – 35030 *Elder Dempster Lines* – with the end of steam on BR's Southern Region, but happily 11 have survived into preservation in rebuilt form, although not all have or indeed could run again.

## THE MODEL

Bachmann's model of the Bulleid 'Merchant Navy' focuses on the final 10 BR built locomotives – there being a number of variations to the style and shape of the two previous batches of 'Merchant Navys' built by the Southern Railway.

For review we received a sample of 35024 *East Asiatic Company* in BR lined express blue. 35024 is

one of four 'Merchant Navys' being produced by Bachmann for 'N' gauge – the others being 35021 *New Zealand Line* in Southern Railway Malachite green with British Railways lettering (Cat No. 372-313), 35023 *Holland Afrika Line* in BR lined green with early crests (372-311) and 35028 *Clan Line* in BR lined green with late crests (372-312).

35024 was delivered new in November 1948 and remained in air-smoothed form until April 1959 when it was re-released from Eastleigh Works following rebuilding. It then continued in front line service until January 1965 when it was withdrawn. Presentation of Bachmann's



The bulky bodyshell provides plenty of space for the coreless motor and weight. The DCC socket is in the tender.



The 'Merchant Navy' 4-6-2s were a symbol of Bulleid's radical design ethos and now a new model of the air-smoothed locomotives has arrived for 'N' gauge. **MIKE WILD** takes a closer look at Bachmann's newest 'Pacific'.

#### THE DETAILS

<b>Manufacturer:</b>	<a href="http://www.bachmann.co.uk">www.bachmann.co.uk</a>
<b>Cat No:</b>	372-310
<b>Description:</b>	Bulleid 'Merchant Navy' 35024 East Asiatic Company, BR lined blue
<b>Scale:</b>	'N'
<b>Price:</b>	£159.95
<b>Era:</b>	4
<b>DCC:</b>	DCC ready, 6-pin socket
<b>Couplings:</b>	Rapido couplings in NEM pockets



model of 35024 is excellent – the smart BR blue livery featuring supremely fine white-black-white lining top and bottom together with a neatly coloured wooden window frame on each side of the cab, finely printed large early crests on the tender and BR numbers on the cabside and smokebox door. Added to this is the Bulleid style nameplate which is a separately fitted moulding which stands proud of the body – a neat touch.

The body design accurately reflects the profile and styles of the final 10 'Merchants' with the correct smoke deflectors and roof trim. The casing is neatly detailed with rivet heads together with washout plugs on the firebox side while the sandbox filler hatches are also neatly moulded. The front end of 35024 also features the panel ahead of the cylinder casing – a feature which was later removed from the class during maintenance.

The roof of the Bulleid is equally well detailed with original position safety valve and whistle, although the chimney – again neatly moulded – could have used a deeper recess in its centre to suggest an

opening into the blastpipe.

Below the frames the characteristic Bulleid-Firth-Brown wheels have been reproduced superbly both for the driving and pony wheels – although the latter are necessarily slightly under scale to allow transition on second radius curves.

The tender with 35024 is a full sided 6,000gallon tender with the coal space modelled in full

below the removable metal coal load. Also in evidence are a full detailed cab interior – front and rear – plus small details such as a handbrake stanchion and twin ladders on the tender rear.

An impressive detailing pack is supplied with the 'Merchant Navy' which includes the fine steps for the front buffers, bufferbeam pipework, a route indicator disc and cylinder drain cocks. These are all straightforward to fit, but some trimming of the bogie front will be necessary to accommodate the brake pipes while the drain cocks can only be used on layouts with generous curves.

#### PERFORMANCE

Bulleid's 'Pacifics' had a reputation for slipping under heavy loads, but that trait wasn't in evidence with our sample at all. Following running in for 30 minutes in each direction we subjected 35024 to a series of load tests with a rake of eight Mk 1 carriages which it comfortably handled on the level and on a 1-in-68 gradient. The 1-in-30 gradient proved more challenging, not least because this model has no traction tyres, with

the locomotive managing four Mk 1s unaided on this steep test.

During our tests the model ran smoothly throughout the speed range both under analogue and DCC control. The DCC socket for the 'Merchant Navy' is provided in the tender where there is ample space to install a 6-pin decoder with space to spare.

#### OVERALL

No one can deny that Bulleid's 'Pacifics' were striking locomotives and that character and poise has been captured superbly in Bachmann's new Graham Farish 'N' gauge model. Its choice for the BR built examples limits the range of locomotives to 10, but that could be a good thing as it avoids a myriad of potential detail variances which could be a minefield.

The arrival of the 'Merchant Navy' is excellent news for 'N' gauge modellers and those with a Southern leaning in particular. Top quality Southern locomotives have been few and far between, but this new arrival certainly sets the record straight and raises expectations for the soon to be released Maunsell 'N' 2-6-0. (MW)





# GWR and BR '72XX' tanks, round two...



**H**ORNBY has released two new versions of its GWR '72XX' 2-8-2T covering Great Western and early BR black liveries.

Using the tooling introduced in 2013 (HM72), but enhanced with a separate smokebox door dart, this new pair have all the looks of the real locomotives with their bulky side tanks, different sized front and rear pony wheels and extended coal bunker.

Hornby has also made the effort to produce the two locomotives with correct frame types – 7233 in Great Western green features straight frames while 7218 in BR black features stepped frames over the cylinders. However, 7218 did show signs of distortion to its fine plastic footplate.

Presentation of both review

samples matched our expectations from Hornby with crisp printing of numbers and lettering over the green and black base colours. Large early crests are applied to 7218 while both models feature printed GWR style numberplates on the cabside.

On the track the two '72XXs' were excellent performers running smoothly and quietly throughout the speed range and offering ample capacity to handle a 30 wagon goods.


For those looking to expand their GWR or BR Western Region freight fleet these new 2-8-2Ts are the perfect choice and will sit neatly alongside their 2-8-0T relatives. (MW)

**The enhancements to the '72XX' smokebox door make a good model noticeably better. The latest releases cover Great Western and BR black liveries.**

## THE DETAILS

<b>Manufacturer:</b>	<a href="http://www.hornby.com">www.hornby.com</a>
<b>Cat No:</b>	R3225
<b>Description:</b>	GWR '72XX' 2-8-2T 7233, Great Western green
<b>Cat No:</b>	R3226
<b>Description:</b>	GWR '72XX' 2-8-2T 7218, BR black
<b>Scale:</b>	'OO'
<b>Price:</b>	£129.99
<b>Era:</b>	3/4 respectively
<b>DCC:</b>	DCC ready, 8-pin socket
<b>Couplings:</b>	Small tension locks in NEM pockets

## Double track rail over road bridge



## THE DETAILS

<b>Manufacturer:</b>	<a href="http://www.bachmann.co.uk">www.bachmann.co.uk</a>
<b>Cat No:</b>	44-0017
<b>Description:</b>	Double track rail over road bridge
<b>Scale:</b>	'OO'
<b>Price:</b>	£49.50
<b>Era:</b>	3-9

Bachmann hit upon a winning formula when it designed its single track bridge supplied in sections and now, as a follow up, it has released a double track rail over road bridge designed in a similar manner.

Bachmann's this newly tooled double track bridge features a separate bridge deck and supporting walls – similar to the previously released single track version. This allows the bridge to be assembled to suit a particular space and with the road at an angle to the railway offering a more realistic appearance to the structure.

The bridge is superbly detailed

and features a lightly weathered finish to all components. The grey brick colour suits the bridge well while the steel sided deck is neatly detailed with rivet patterns around each section and stepped walls. Other details include additional girders rising above the trackbed on the deck and finely produced parapets.

The only negative, and it is perhaps being picky, is that the space between the parapets is at least 10mm wider than the bridge deck. This does accommodate positioning the deck at an angle, but it could have been narrower in our view.

Nevertheless this imposing new structure is still an enticing and attractive feature which we will certainly ease the challenge of building bridges. Impressive! (MW)





# Special edition *Caerphilly Castle*

The National Railway Museum's GWR 'Castle' 4-6-0 4073 *Caerphilly Castle* has been immortalised in this new special edition produced by Hornby. 4073 was the first of the highly successful GWR 'Castle' class and is preserved as a static exhibit by the National Collection and housed at STEAM – the Museum of the Great Western Railway in Swindon.

Hornby's model of 4073 captures the locomotive as it is kept today with polished handrails, cylinder covers, lamp irons and tender

axlebox covers. It is presented in lined Great Western green livery, as applied by Swindon Works to the real locomotive in 1961. This includes fine orange-black-orange lining of the neatly applied GWR green base colour. Finishing touches include printed cabside numberplates, 'D' route restrictions on the cabside and separately fitted nameplate splashes.

On the track our sample of 4073 performed just as well as it looked with smooth speed control throughout from the responsive

THE DETAILS	
<b>Manufacturer:</b>	<a href="http://www.hornby.com">www.hornby.com</a>
<b>Cat No:</b>	R3237
<b>Description:</b>	GWR 'Castle' 4-6-0 4073 <i>Caerphilly Castle</i> , Great Western lined green
<b>Scale:</b>	'OO'
<b>Price:</b>	£146.99
<b>Era:</b>	5-9
<b>DCC:</b>	DCC ready, 8-pin socket
<b>Couplings:</b>	Small tension locks in NEM pockets

motor and enough power to handle an eight coach train. It is fitted with an 8-pin DCC decoder socket positioned in the tender.

For followers of the GWR or National Collection this new model of 4073 is a must have edition which is sure to sell out fast. (MW)

## Low relief town buildings



New to the Bachmann Scenecraft range in 'OO' gauge is this pair of low relief buildings. The structures model an accountants and a corner greengrocers and both are hand finished in subtly different shades of red brick.

The buildings feature fine detailing – particularly in the



doorways – together with etched brass window frames, clear glazing and, for the greengrocers, a neatly moulded vegetable display in front of the shop below a canopy.

The quality of these new buildings is excellent and they meet the high standards we expect from Bachmann. (MW)

THE DETAILS	
<b>Manufacturer:</b>	<a href="http://www.bachmann.co.uk">www.bachmann.co.uk</a>
<b>Cat No:</b>	44-244 (accountants), 44-253 (greengrocers)
<b>Description:</b>	Low relief town buildings
<b>Scale:</b>	'OO'
<b>Price:</b>	£23.95 each
<b>Era:</b>	3-9



## Gaugemaster Omni decoders

Gaugemaster's range of Omni decoders has expanded with the addition of the 6-pin and 8-pin models using the highly regarded DCC Concepts Zen series as their basis. Each version is available as a single item or as a five pack.

The main components of the Omni range are a 6-pin micro decoder, supplied with an 8-pin harness with two functions and a 0.8amp peak (DCC28), an 8-pin direct four function decoder with a 1.5amp peak (DCC29) and the already established 21-pin decoder with an 8-pin harness, with four functions and a peak rating of 1.8amps (DCC27).

The DCC27 and DCC29 decoder

both have a continuous rating of 1amp while the more compact DCC28 has a continuous rating of 0.6amps. All three provided smooth motor control when tested in 'OO' gauge ready-to-run models and feature NMRA compliant Configuration Variables (CVs) including four digit addressing, speed adjustment and more. We've also used the DCC28 6-pin micro decoder in 'N' gauge models with great success.

These decoders are quality items which do exactly what they set out to and the 6-pin and 8-pin direct decoders are perfectly suited to use in restricted spaces. Excellent and available now. (MW)

THE DETAILS	
<b>Supplier:</b>	<a href="http://www.gaugemaster.com">www.gaugemaster.com</a>
<b>Cat No:</b>	DCC28
<b>Description:</b>	Omni micro 6-pin/8-pin two function decoder
<b>Cat No:</b>	DCC29
<b>Description:</b>	Omni 8-pin direct four function decoder
<b>Scale:</b>	'OO' (all), 'N' (DCC28 only)
<b>Price:</b>	£18.95-£20.95 (single packs)



OO Works launches...

# Marsh '13' 4-4-2T



April saw two 'Atlantics' arrive in the Hornby Magazine office for review. Hot on the heels of the GNR 4-4-2 is OO Works' model of the London Brighton and South Coast Railway '13' 4-4-2T – as reviewed by **MIKE WILD**.

Performance of this sample was good on plain track and through points.



**OO** WORKS is well known now for its short run niche locomotive products for 'OO' gauge and its latest release is the Marsh '13' 4-4-2T developed for the London Brighton & South Coast Railway (LBSCR) in the early 1900s.

The first of the class entered traffic in 1908 and it became one of the first passenger locomotive designs to feature a superheated boiler following construction of two groups with and without superheating.

The class proved to be highly capable and, with superheating, very economical engines too achieving impressive haulage with minimal fuel use. They remained in front line service until electrification of the Brighton Main Line, at which point the class' sphere of operation increased. All but one survived in traffic in British Railways ownership at nationalisation and the last – 32091 – was withdrawn in April 1952 and subsequently scrapped at Ashford in January 1953.

## THE MODEL

The subject of our review sample from OO Works is 32091 finished in BR lined black with early crests on the tank sides. 32091 was the last of the class to be built and the last to be withdrawn. It entered traffic in March 1913 and featured a superheated boiler from new. Originally numbered 91 by the LBSCR it later became B91 after the 1923 grouping then 2091 in 1928. Its final number, 32091, was applied after nationalisation of Britain's railways.

OO Works models are quite different to mainstream ready-to-run products. Each one is handbuilt and only a small number are produced in each livery. Construction is mainly from resin and metal and a milled brass chassis forming the underpinnings of the locomotive. The overall detailing might not be as fine as that produced by the big names in 'OO' gauge, but what OO Works produces is unusual locomotive designs which would otherwise be more than likely left out of ready-to-run ranges.

Although perhaps not quite up to the standards of more mainstream releases, OO Works has captured the stature and appearance of the '13' well.

**SEE MORE!**  
VISIT [WWW.YOUTUBE.COM/HORNBYMAG](http://WWW.YOUTUBE.COM/HORNBYMAG)  
AND SUBSCRIBE TODAY

The shape, character and style of the Marsh '13' is captured well by this new model and includes correctly proportioned frames, tanks and boiler. Add to this characterful details such as extended lamp irons to support Southern Region headcode discs and the unusually shaped pipework on the boiler side and this model has plenty to offer.

Our sample of 32091 also featured a flat topped dome, high cab roof and a Westinghouse air pump – 32091 being dual

braked – all of which are correct for the locomotive in question.

There are, though, a few missing details which would really make a difference to the appearance of the model including a lack of guard irons on the front bogie, sandpipes and the lower position outer lamp brackets on the front footplate. None of these, in truth, would be hard to add for most modellers and in our view would improve the appearance noticeably.

Nevertheless, the decoration of our sample was smart with a crisp



*"The shape, character and style of the Marsh 'I3' is captured well."*

MIKE WILD

#### THE DETAIL

Manufacturer:	<a href="http://www.ooworks.co.uk">www.ooworks.co.uk</a>
Description:	LB&SCR 'I3' 4-4-2T 32091, BR lined black
Scale:	'OO'
Price:	£240
Era:	4
DCC:	No fittings provided
Couplings:	Screw fitted small tension locks



even coat of satin black applied as the base colour and topped off with simplified mixed traffic lining. Worksplates, numbers and crests are all neatly applied while the buffer beams are correctly picked out in red and feature sprung buffers.

#### PERFORMANCE

OO Works models have always shown healthy performance in the past and the 'I3' is no exception. Following running in our sample settled down to be a smooth and reliable performer with good

speed control and slow speed running under analogue.

Under load we found the 'I3' to be a highly capable locomotive running comfortably with a six coach train of Bachmann Mk 1s on the drawbar. It also negotiated a range of pointwork – both boiler and bunker first – without any issues.

The chassis hasn't been designed with DCC fitment in mind, but it is perfectly possible to add a decoder to OO Works models if you have basic soldering skills.

However, careful decoder choice and neat wiring will be essential as there is limited space inside the model. Plus, the boiler barrel has been filled with weight to assist in adhesion rendering the space out of use for decoder positioning.

#### OVERALL

When compared with the latest ready-to-run products, the 'I3' isn't the most detailed model, but it certainly captures the character of these bulky pre-grouping passenger tanks well.

There is no other model of the 'I3' currently planned and for its low volume production and handbuilt nature the £240 price tag for the 'I3' is respectable.

The first versions to be available are BR plain black as 32030, BR lined black as 32091 and Southern Railway black with 'sunshine' lettering as 2090 – all of which can be ordered now from OO Works. Plus they will soon be joined by Southern Railway olive green and LBSCR umber liveried models too. (MW)



# Dynamis Ultima IMPRESSES

Bachmann has released an updated and improved version of its wireless Dynamis DCC control system. **MARK CHIVERS** takes a detailed look at Dynamis Ultima.

**N**EW FROM BACHMANN is the latest incarnation of its wireless Digital Command Control (DCC) system Dynamis Ultima, a standalone DCC system which utilises all the elements of previous Dynamis releases together with new functionality including improved infra-red (IR) connectivity, a more capable power supply, Universal Serial Bus (USB) interface and Railcom.

This impressive new package comprises a base station which acts as the command station, wireless IR handset, IR receiver, IR extension module, 5amp power supply, a choice of EU and UK power cords, track power connectors, mini CDE 3-pin DIN lead, BaseID jumpers and a useful lanyard for connecting to the wireless handset to prevent it being dropped accidentally.

Setup of the unit is straightforward. The base station is supplied with the IR receiver already attached and just requires the various power connections to be plugged in their respective sockets at the rear of the unit. Noticeable at this point is the remodelled rear of the base station, which now includes a power input socket, separate programming and main track power outputs, ECoSLink six-pin connection port, external booster 3-pin CDE connection port and USB connection.

A previous criticism levelled at

the system was its intermittent IR connectivity, which Bachmann claims to have addressed by improving the receiver to provide a more stable connection. Extra IR receivers can be placed around the layout utilising the supplied extension module which plugs in to the base station improving signal reception further still.

The wireless handsets remain the same, featuring a series of push buttons to navigate the system and a joystick for control. Programming is achieved through a scrolling set of menus that allow you to change elements such as the locomotive name, speed steps and all CVs. You can also customise the screen brightness on the handset, timeout duration, joystick settings, function key latching and more.

## ON TEST

We put the system to the test by connecting it to *Hornby Magazine's* office test layouts Topley Dale and Barrenthorpe, and connected two Dynamis handsets to the base station, one of which was an older handset from the earlier initial release of the system. Up to four handsets can be used per base station.

At startup, the system attempts to synchronise the handsets if more than one is in use and asks if you wish to reset the locomotive list on the device with that held by the command station. If you

decide not to, the locomotive roster on the command station and all other handsets is erased and synchronised with this handset.


On test, both handsets worked well together without interference controlling DCC sound fitted locomotives together with DCC Concepts, SwitchPilot and Train-Tech

accessory decoders, maintaining connectivity with the command station through a wide arc before losing communication with the IR receiver. Locomotive and accessory control was positive throughout, function control was instant and the joystick offered smooth operation through the speed steps. However, whilst much improved, both our handsets did demonstrate some connection issues when we turned on the fluorescent photographic lights in the office.

The system supports programming on the main track and the programming track, although if you are operating a train on the main track and interrogate a locomotive on the programming track at the same time, power is cut to the former.

## USB LINK

Another important upgrade is the provision of a USB interface which means the system can be connected to a personal computer for the first



## THE DETAILS

<b>Manufacturer:</b>	<a href="http://www.bachmann.co.uk">www.bachmann.co.uk</a>
<b>Cat No:</b>	36-504
<b>Description:</b>	Bachmann Dynamis Ultima DCC System
<b>Scale:</b>	Any
<b>Price:</b>	£294.95



Connectivity on the base station has been enhanced with provision of a USB port and separate outputs for programming and main tracks.





The appearance of Dynamis Ultima is relatively unchanged from its predecessor, and the handset remains capable and responsive

#### USEFUL WEBSITES

<b>Bachmann</b>	<a href="http://www.bachmann.co.uk">www.bachmann.co.uk</a>
<b>Dynamis Ultima</b>	<a href="http://www.dynamisdcc.com">www.dynamisdcc.com</a>
<b>Railroad &amp; Co.</b>	<a href="http://www.freiwald.com">www.freiwald.com</a>
<b>RocRail</b>	<a href="http://www.rocrail.net">www.rocrail.net</a>

time and adds a new method of computer control. Whilst there are no plans to use the USB interface for upgrades of firmware at present, its inclusion greatly enhances its functionality once connected to compatible layout control software such as that offered by RocRail or Railroad & Co which provide computer control of locomotives, turnouts and accessories as well as layout automation capability.

To test this development we installed RocRail software on a Windows PC. It is important to input the correct configuration in the RocRail programme so the PC can communicate with the Dynamis command station effectively, so we used settings provided for the ESU Navigator (esunavi) command station, as the Dynamis system is similar. Following a restart of the programme server, RocRail connected to the Dynamis command station and within a few minutes locomotive rosters had been added and the system was

up and running with the onscreen throttle responding well, as did the function keys. However, reading and writing of decoder CVs with computer software is not supported through the Dynamis USB interface, so the wireless handset must suffice for programming and reading of CV values.

Railcom Plus is another new addition to the system. It allows compatible decoders to report their status back to the command station. This makes programming on the main track easier and it can also detect and register locomotives to the DCC command station.

The system comes with a 5amp power supply which should be ample for most layouts and an ECoSLink connection port. This provides potential expansion of the Dynamis Ultima system by linking it to an ESU ECoS command station or other ESU products such as the ECoSBoost high power signal amplifier and ECoSDetector feedback modules.

If further power is required, an additional booster can be added through a new connection on the rear of the unit which can also be used to divide the layout into different power districts.

#### OVERALL

This latest release is a significant development for Bachmann

as Dynamis has at last evolved into a complete DCC control system, although I did expect more functionality from the new USB interface for the price. Nonetheless, connectivity appears improved, full CV programming is possible and computer control is now possible on a Bachmann controller. (MC)



The ability to extend Infra-red coverage is provided in the box - a useful feature for larger layouts.



Bachmann delivers

# CLASS 47/7

FOR 'N'

The push-pull fitted Class 47/7s have been a missing link in Bachmann's Graham Farish 'N' gauge range – until now. **MIKE WILD** gives the manufacturer's latest Brush Type 4 variation a closer look.


Die-cast metal chassis.

Detailed ScotRail branded livery.

The front end modifications to the Class 47/7s have been modelled well, and really make a difference to the locomotives appearance.







Centrally mounted motor.

6-pin DCC decoder socket.

**B**ACHMANN has added a third body variation to its range of Class 47s for 'N' gauge with release of the 47/7 sub class.

Previous issues have covered the Class 47/0 and Class 47/4 fleets, leaving plenty of future scope for covering further variations on the ever dependable Brush Type 4.

The Class 47/7 fleet was introduced in 1980, modifications starting in 1979, when part of the Class 47/4 fleet was fitted with push-pull equipment to operate express services between Edinburgh and Glasgow. The new fleet was numbered 47701-47716, with the later addition of 47717 to replace 47713, and the class took over from top and tail Class 27 operations on the route.

A further batch of Class 47s was converted to 47/7s in the 1990s for use on postal trains with Time Division Multiplex equipment. These were numbered from 47721 to 47793. Whilst the majority of the Class 47/7s have now been withdrawn, there are still examples operating on the main line with private companies as well as several in preservation.

## THE MODEL

Three versions of the 47/7 are being released in the first wave from Bachmann all covering locomotives from the original Scottish batch. They are 47701 *Saint Andrew* in BR blue with



a grey roof (Cat No. 372-243), 47711 *Greyfriars Bobby* in BR large logo blue (372-244), 47710 *Sir Walter Scott*, the subject of our review sample, in ScotRail colours (372-245) and 47715 *Haymarket* in Network SouthEast colours (372-246).

The ScotRail livery of 47710 is

well presented with crisp edges to all colours and the correct shade of blue for the waistband. Added to this is a superbly printed West Highland Terrier logo (Eastfield depot's mascot), and neatly printed nameplates, BR double arrows and ScotRail legends on each side.

The body for the Class 47 has been updated to include correct detail differences for the 47/7 variant including moulded control 'jumper' cables on the cab fronts, plating over of the boiler exhaust on the roof and the addition of radio aerials. However, one small detail is missing – the pipework on the outside of the fuel tanks, used to help cool the braking circuit.

Beyond this though the Class 47/7 is another excellent model of the '47' following in the footsteps of the previous versions produced by Bachmann. It features the later style bogies which offer a reduced gap between their tops and the bottom of the body leading to a smart appearance for the locomotive.

## PERFORMANCE

The chassis inside the new Class 47/7 is identical to that

produced for previous issues and features a centrally mounted motor driving all wheels. A 6-pin DCC decoder socket is provided and the model also features directional head and tail lights.

On the track our sample performed faultlessly and near silent straight from the box and after running in it was subjected to load tests handling an eight coach train of Mk 1s with ease on 1-in-68 and 1-in-30 gradients. We increased the load on the level to 16 coaches – a load that it handled without question.

Tests on DCC showed improved motor control – and the ability to maintain constant illumination of the head and marker lights too.

## OVERALL

The Class 47/7s were highly rated by enthusiasts and Bachmann's decision to model this sub-class is excellent for all. Plus, with an impressive wide range of liveries to choose from there are sure to be more versions of these popular machines in the future too. This first release of the 1980s ScotRail livery is an excellent choice and one which is set to be complemented by a BR Mk 2 Driving Brake Second Open in the future too. (MW)

### THE DETAILS

<b>Manufacturer:</b>	www.bachmann.co.uk
<b>Cat No:</b>	372-245
<b>Description:</b>	Class 47/7 47710 <i>Sir Walter Scott</i> , ScotRail
<b>Scale:</b>	'N'
<b>Price:</b>	£119.95
<b>Era:</b>	8
<b>DCC:</b>	DCC ready, 6-pin socket
<b>Couplings:</b>	Rapido couplings in NEM pockets



Side-on, the big diesel is impressive. The fuel tanks are a new moulding to suit the Class 47/7 while a full complement of bufferbeam detail is included for optional fitting.





# LMS non-corri

**H**ORNBY'S reputation for high quality carriages precedes it and anyone who owns a Gresley teak, a Pullman, a Maunsell or a Gresley non-corridor coach will know exactly what they are expecting from a new range of stock.

The latest range of carriages to arrive from Hornby is its planned set of London Midland & Scottish Railway (LMS) non-corridor coaches covering the Composite, Third and Brake Third. They are being



the carriage number, First Class markings on the centre three compartments and impressively printed 'no smoking' and 'First Class' logos in the windows.

This isn't the first time that the Midland non-corridor stock has been produced. Airfix previously made versions and these have been made available through Dapol again in recent years. However, this new carriage from Hornby is in a different league. The

released in LMS lined maroon and BR crimson with the first batch touching down in early April.

For review we had the opportunity to look over a BR liveried Composite finished as M16623M and looking smart in its BR crimson livery. Decoration of the main body colours and detail elements was excellent with crisp printing of

THE DETAILS	
<b>Manufacturer:</b>	<a href="http://www.hornby.com">www.hornby.com</a>
<b>Cat No:</b>	R4658
<b>Description:</b>	LMS non-corridor composite M16623M, BR crimson
<b>Scale:</b>	'OO'
<b>Price:</b>	£40.25
<b>Era:</b>	4/5
<b>Couplings:</b>	Small tension lock in NEM pockets



## Carriage lighting for 'N' gauge

Train Tech's range of simple to install electrical devices has been expanded to offer LED lighting strips for 'N' gauge. Following the principles of the 'OO' gauge lighting strips, these involve no wiring or soldering – all you have to do is find space inside a carriage, position the strip and add the battery.

The restricted space inside an 'N' gauge carriage can make this a challenge and different vehicles will require different levels of dismantling and modification in order to fit these strips. Our test

bed for the warm white strips – which are supplied as a set of three in pack CN200 including batteries – was a Bachmann Stanier 57ft Brake Corridor Second. We dismantled the coach into its component parts and found space between the body and roof fittings to install the strip following removal of parts of the plastic body's internal roof moulding.

The lighting emitted looks very effective – the only problem being that not all compartments will have their own LED meaning that some

THE DETAILS	
<b>Manufacturer:</b>	<a href="http://www.train-tech.com">www.train-tech.com</a>
<b>Cat No:</b>	CN200
<b>Description:</b>	Coach lighting set, warm white
<b>Scale:</b>	'N'/'OO'/'OO9'
<b>Price:</b>	£58.00

areas of the coach will remain in the dark. Nevertheless, the addition of interior lighting made a big difference to the overall appearance of our test vehicle. The strips also cater for the option to add a flashing tail lamp – a neat touch.

Train Tech's carriage lighting

system is a great opportunity to add more to today's quality ready-to-run model and is simple, effective and quick system to install and it isn't limited to 'N' gauge use as there are plenty of models in 'OO' gauge which would benefit from these compact lighting strips too. (MW)



# cor stock

first thing many will notice is the £40 price tag for these vehicles. Looking over our sample in detail though it is clear to see where the money goes, particularly in comparison to its older rival.

Throughout the body is crisply moulded with excellent door detail – all of which is moulded, though you'd have to look twice to notice – while the windows are flush glazed. The roof features the correct vent pattern and beading while separately fitted wire grab rails adorn each end of the roof.

The ends of the carriage are equally well finished with steps, pipework and emergency brake equipment all present and correct. Add to this a neat dummy coupling hook and sprung metal buffers and it is a quality model.

Below the frames Hornby has done an excellent job of recreating

the underframe and bogies with our sample displaying fine moulding of the axlebox details, springs and bogie bolsters. Between the bogies is full truss frame detailing including battery boxes, dynamo and vacuum brake reservoirs for each bogie.

Fitted with small tension locks in NEM coupling pockets, their position is pleasing and close to the head of the buffers. Alternative close couplings are supplied too which are a direct replacement for those fitted.

The release of the new LMS non-corridor stock is an excellent choice by Hornby and one which fills a gap in its range of Midland Region coaching stock. Alongside the Stanier corridor carriages these will be a great asset to all modelling the LMS and BR London Midland Region and deserve to be a popular addition to the Hornby range. (MW)



## Modern workers



New to Noch's substantial range of figures is this group of 'HO' scale track workers suitable for use on 'OO' gauge layouts. The pack contains six figures in high visibility clothing.

Each is also equipped with a tool including a welder, shovel, chainsaw and spanner, allowing them to be used in a variety of railway repair and maintenance situations. (MW)

### THE DETAILS

<b>Supplier:</b>	<a href="http://www.gaugemaster.com">www.gaugemaster.com</a>
<b>Cat No:</b>	15276
<b>Description:</b>	Railway construction gang
<b>Scale:</b>	'HO'/'OO'
<b>Price:</b>	£9.95
<b>Era:</b>	9

## Land Rover quintet



Oxford Diecast has released an attractive package of five Land Rovers covering the Series 1, Series 2, Defender 90, Freelander and Discovery – all produced to 1:76 ('OO') scale. The models are the first releases of each particular model by Oxford Diecast which the manufacturer has grouped

together. Each is finished to Oxford's usual high standard featuring accurate body tooling, interior detail, fine printed finishing and age related numberplates. An excellent pack for anyone with an interest in Land Rover. (MW)

### THE DETAILS

<b>Manufacturer:</b>	<a href="http://www.oxforddiecast.co.uk">www.oxforddiecast.co.uk</a>
<b>Cat No:</b>	76SET32
<b>Description:</b>	Five piece Land Rover set
<b>Scale:</b>	'OO'
<b>Price:</b>	£22.95
<b>Era:</b>	4-9



These lighting strips are equally suitable for some 'OO' applications.





## PHONE/ORDER HOTLINE

(0114) 2551436

Open 9:00am - 5:00pm

24 Hr Answerphone service for orders



## RAILS OF SHEFFIELD

## SHOP OPENING HOURS:

9:30am - 5:00pm

Monday - Saturday

Free parking outside the door!

## HORNBY

## FULL RANGE STOCKED AT BARGAIN PRICES

R3132	LNER Green 4-6-2 'Book Law' A3 Class Locomotive	£133.95
R3185	South Eastern 'Sir Chris Hoy' Class 395 Javelin Train Pack	£124.50
R3195	BR Grn 4-6-2 Princess Coronation Cl 'City of Liverpool' #46247	£119.95
R3203	BR 4-6-2 'Okehampton' West Country Class - Late BR	£132.95
R3205	BR 4-6-0 'Rood Ashton Hall' 4900 Class	£105.50
R3222	GWR Green 2-8-0 42XX Class Locomotive	£105.50
R3223	BR Black 2-8-0 42XX Class Locomotive	£105.50
R3224	BR Black 2-8-0 52XX Class Locomotive	£105.50
R3225	GWR Green 2-8-2 72XX Class Locomotive	£114.95
R3226	BR Black 2-8-2 72XX Class Locomotive	£114.95
R3227	BR Black 2-8-0 Class 01 Locomotive #3663	£115.50
R3229	BR 4-6-0 'British Monarch' 4000 Class	£119.50
R3231	BR 0-6-0 J15 Class - Early BR	£96.50
R3232	BR 0-6-0 J15 Class Locomotive - Late BR	£96.50
R3233	LNER 4-4-0 D16/3 Class - Pre 1948 Locomotive	£96.50
R3234	BR 4-4-0 D16/3 Class - Early BR Locomotive	£96.50
R3235	BR 4-4-0 D16/3 Class - Early BR (1948) Locomotive	£96.50
R3237	GWR 4-6-0 'Caerphilly Castle' Castle Class - NRM	£129.50
R3238	SR 0-6-0T 700 Class Locomotive - 1920s-1930s	£96.50
R3240	BR 0-6-0T 700 Class - Early BR	£96.50
R3241	BR 4-6-2 'City of Bradford' Duchess Class Locomotive 46236	£124.50
R3243A	BR 2-6-0 K1 Class - Late BR Locomotive	£114.50
R3257	BR 2-BIL 2 Car Electric Multiple Unit Train Pack	£114.50
R3259	BR 2-BIL 2 Car Electric Multiple Unit Train Pack - NRM	£113.95
R3261	Network Rail 0-6-0 Class 08 417 Diesel Shunter	£87.50
R3262	DCR A/A-A/A Diesel Class 31452 Locomotive	£142.50
R3310	BR 4-6-2 'Bude' West Country Class - Late BR	£124.50
R3311	BR 4-4-0 'Westminster' Schools Class - Early BR	£119.50
R3312	BR Green 4-6-2 'Minors' A3 Class - BR 1955	£144.50
R3313	LMS 0-6-0 4F Class - LMS Unlined Locomotive	£87.50
R3324	LNER 0-6-0T J50 Class Locomotive	£69.50
R3336	LNER 4-6-2 'Flying Scotsman' A3 Class - NRM 2015 Rededication	£149.50
R3340	BR 2-HAL 2 Car Electric Multiple Unit Train Pack	£114.50
R3343	First Great Western Class 08 822 Diesel Shunter 'John'	£94.50
R3344	Network Rail A/A-A/A Diesel Class 31285 Loco	£142.50
R3345	Freightliner Co-Co Diesel Class 66504	£61.50
R3346	DB Schenker Co-Co Diesel 'Marco Polo' Class 92	£70.50
R3347	EWS Co-Co Diesel 'Wagner' Class 92019 Electric Loco	£71.50
R3348	EWS Bo-Bo Diesel Electric Class 67 016 Loco	£124.50
R3351	Northern Rail Diesel Class 153 Diesel Loco	£79.50
R3352	FGW Diesel Class 153 Diesel Loco	£79.50
R3353	Balfour Beatty 4wDH Sentinel	£49.50
R3354	Barbel 0-4-0 Sentinel Locomotive	£49.50
R3355	Wabtec 0-4-0 Sentinel Locomotive	£49.50
R3365	East Coast Trains Bo-Bo Electric Class 91 120 Loco	£79.50

## BACHMANN

## FULL RANGE STOCKED AT BARGAIN PRICES

31-003A	Robinson Class 04 6184 LNER Black	£69.46
31-029	Class 166 Networker 3 Car DMU #166204 Thames Trains	£69.46
31-040	Class 450 4-Car EMU 450073 South West Trains	£69.46
31-041	Class 450 4-Car EMU 450127 South West Trains Weathered	£69.46
31-061	LNER J72 Class 69001 BR Black Early Emblem	£69.46
31-088	3200 (Earl) Class 9028 BR Black Early Emblem	£118.96
31-119	BR Standard Class 4MT #75035 BR Black Late Crest - Weathered	£69.46
31-214	Patriot Class 4-6-0 'Giggleswick' #45538 BR Green Early Emblem	£69.46
31-365	Class 03 #03170 BR Blue Wasp Stripes & Air Tanks - Weathered	£76.46
31-433	Midland Class 1F 1739 LMS Black Open Cab	£69.46
31-434	Midland Class 1F 41803 BRITISH RAILWAYS Black	£69.46
31-440	Ivatt Class 2MT 2-6-2 Tank #41243 BR Lined Black Early Emblem	£69.46
31-441DC	Ivatt Class 2MT 2-6-2 Tank #41291 BR Lined Black Late Crest	£69.46
31-517DS	Class 158 2 Car DMU #158849 Regional Railways "SOUND"	£69.46
31-591	Class 70 70805 Colas (Air Intake Modifications)	£69.46
31-614	Class V3 Tank #67609 BR Lined Black Late Crest Cranked Pipes	£106.21
31-635	Class 64xx 0-6-0 Pannier Tank #6407 GWR Green	£72.21
31-637	Class 64xx 0-6-0 Pannier Tank #6412 BR Lined Green Late Crest	£72.21
31-658	Class 47 #47190 'Pectinidae' BR Petroleum Sector - Weathered	£99.95
31-679	Type A15 Electric #3095 BR Electric Blue Small Yellow Panel	£118.96
31-691	LMS Stanier Mogul Class #42969 BR Lined Black Early Emblem	£69.46
31-692	LMS Stanier Mogul Class #42968 BR Lined Black L/C (Preserved)	£69.46
31-920	H2 Class Atlantic 4-4-2 2426 'St Alban's Head' SR Olive Green	£69.46
31-921	H2 Class Atlantic 4-4-2 2424 'Beachy Head' BR Black Early Emblem	£69.46
31-995	LMS 10000 BR Brunswick Green, Lined Orange & Black	£95.50
31-996	LMS 10000 BR Brunswick Green, Part Eggshell Blue Waistband	£95.50
32-038DS	Class 20 #20124 BR Blue Indicator Disks - Weathered - SOUND	£195.46
32-065	Class 43 'Warship' #D865 'Zealous' D865 BR Maroon Yellow Panel	£118.96
32-066	Class 43 'Warship' #D835 BR Green Yellow Panel	£118.96
32-085	Class 56XX #6639 BR Black Early Emblem	£76.46
32-279A	K3 Class 1304 LNER Lined Black	£69.46
32-281	K3 Class 61862 BR Lined Black Early Emblem	£69.46
32-285	Class 101 2 Car DMU BR Green with Speed Whiskers	£127.95
32-286	Class 101 2 Car DMU BR Green with Yellow Warning Panel	£127.95
32-286A	Class 101 2 Car DMU BR Green Yellow Warning Panel Weathered	£144.46
32-331	Class 25/1 #25043 BR Green Full Yellow Ends - Weathered	£89.21
32-440	Class 24/1 D5135 BR Green	£69.46
32-442	Class 24/1 #24137 BR Blue	£69.46
32-680	Class 45 #45036 BR Blue Split Centre Head Code	£101.96
32-762DS	Class 57/3 'The Hood' #57312 Virgin - Weathered - SOUND	£203.96
32-763	Class 57/3 'Pride of Crews' #57309 DRS Compass Blue	£106.21
32-784	Class 37/0 #37242 Mainline Blue Centre Head Code - Weathered	£106.21
32-785DS	Class 37/0 #37254 BR Departmental - Weathered - SOUND	£203.96
32-786	Class 37/0 #37174 EWS Domino Head Code - Weathered	£106.21
32-938	Class 150/2 #150204 Northern Rail	£131.95
32-992	Wickham Type 27 Trolley Car BR Engineers Yellow	£69.46
32-993	Wickham Type 27 Trolley Car BR Engineers Yellow Wasp Stripes	£69.46
35-075	Class E4 0-6-2 #579 LBSC Umber	£93.46
35-076	Class E4 0-6-2 #473 Southern Green	£93.46
35-077	Class E4 0-6-2 #32556 BR Black Early Emblem	£93.46
35-078	Class E4 0-6-2 #32500 BR Black Late Crest	£93.46

## GRAHAM FARISH

## FULL RANGE STOCKED AT BARGAIN PRICES

370-080	'Countryside Coal' Digital Train Set	£69.46
370-500	Cumbrian Mountain Express Collectable Train Pack	£69.46
371-110	Class 31 #D5563 BR Green - Directional Lighting	£100.26
371-111	Class 31 #D5596 BR Green Sm Yel Panels - Directional Lighting	£100.26
371-112	Class 31 #31173 BR Blue - Directional Lighting	£100.26
371-165	Class 37/4 #37407 'Loch Long' BR Blue Large Logo	£89.20
371-168	Class 37/5 #37506 Railfreight Red Stripe	£95.95
371-180	Class 40 D211 'Mauretania' BR Green Indicator Disks	£69.46
371-181	Class 40 D369 BR Green Centre Head Code Small Yellow Panel	£69.46
371-182	Class 40 40159 BR Blue Centre Head Code Full Yellow Ends	£69.46
371-286	Class 55 'Kings Own Yorkshire Light Infantry' #D9002 BR Grn SYP	£93.46
371-287	Class 55 'Prince of Wales's Own Regiment of Yorkshire' #55005 Blue	£95.95
371-330	Class 150/1 #150128 First Great Western	£123.21
371-358	Class 60 60021 Colas	£69.46
371-384	Class 66 #66209 EWS - Weathered	£99.95
371-396	Class 66 (Low Emission Variant) 'Interhub GB' #66731 GBRF	£95.95
371-454	Class 37 #D6827 BR Green Centre Headcode - Weathered	£106.21
371-455	Class 37 #37251 BR Blue - Weathered	£106.21
371-456	Class 37/0 #37133 BR Grey & Yellow (Dutch)	£101.96
371-558	Class 158 2 Car DMU #158871 ScotRail	£115.95
371-604	Class 42 Warship 'Onslaught' #D832 BR Green	£100.26
371-635	Class 70 Powerhaul #70006 Freightliner	£95.95
371-656	Class 57 #57312 Network Rail Yellow	£101.96
371-657	Class 57 'Pride of Crews' #57309 DRS Compass Livery	£91.50
371-876DS	Class 108 2 Car DMU BR Blue	£69.46
371-880	Class 108 2 Car DMU BR Green Small Yellow Panel	£123.21
371-987	Class 64xx 0-6-0 Pannier Tank #6400 BR Lined Green Late Crest	£76.46
372-030	Castle Class 'Earl of Dunraven' #5044 GWR Lined Green	£93.46
372-060	Midland Class 4F #43924 BR Black Late Crest Fowler Tender	£93.46
372-061	Midland Class 4F #3851 LMS Black Johnson Tender	£93.46
372-062	Midland Class 4F #43875 BR Black Early Emblem Johnson Tender	£93.46
372-138	Class 5 #5190 LMS Plain Black	£110.46
372-139	Class 5 #45206 BR Lined Black Early Emblem	£118.95
372-181	Princess Coronation Class 'Duchess of Hamilton' #46229 BR Green	£127.95
372-183	Princess Coronation Class #46240 'City of Coventry' BR Crimson L/C	£127.95
372-310	Merchant Navy Class #35024 'East Asiatic Company' BR Blue E/E	£69.46
372-312	Merchant Navy Class #35028 'Clan Line' BR Green Late Crest	£135.96
372-385	Class A2 'AH Peppercorn' #525 LNER Apple Green	£135.96
372-388	Class A2 'Blue Peter' #60532 BR Lined Green Late Crest	£135.96
372-400	Class J39 #1856 LNER Lined Black Flat Sided Tender	£87.50
372-536	Class 4MT Tank #80119 BR Lined Black Late Crest	£97.71
372-578	Rebuilt Royal Scot 'Royal Scot' #6100 LMS Crimson (Preserved)	£118.96
372-579	Rebuilt Royal Scot 'Royal Ulster Rifleman'	£69.46
372-625	#46122 BR Green Late Crest - Heavily Weathered	£127.46
372-626	Ivatt Class 2MT #46521 BR Lined Green Late Crest	£95.50
372-627	Ivatt Class 2MT BR Lined Black E/E Locomotive 46440	£95.50
372-653	BR Standard Class 4MT #76079 BR Lined Black Early Emblem	£110.46
372-725	BR Standard Class 5MT 73068 BR Lined Grn Late BRIC Tender	£103.50
372-727	BR Standard 5MT 'Camelot' BR Lined Black Early BRIB Tender	£103.50
372-825	LNER J72 Class 6860 LNER Lined Green	£69.46
372-826	LNER J72 Class 69001 BR Black Early Emblem	£69.46
372-827	LNER J72 Class 69028 BR Black Late Crest	£69.46
372-930	N Class 2-6-0 #11406 SR Olive Green Slope-sided Tender	£106.21
372-931	N Class 2-6-0 #31844 BR Black Early Emblem	£106.21

## RAILS BLACK LMS LIMITED EDITIONS

31-999Y	LMS Twins Wooden Box Set containing 10000 & 10001 in Black/Chrome	£299.99
31-999X	LMS Twin Loco 10001 in BR Black with Chrome trimmings and no emblem	£134.99
31-999Z	LMS Twin Loco 10000 in LMS Black with Chrome fittings	£134.99

UK POSTAL RATES: £4.00 (1st Class), £4.50 (1st Class Recorded), Special Delivery £8.50 next day delivery inc Saturdays by 1:00pm (orders must be placed before 2:00pm on date of despatch), £7.50 per parcel over 2kg sent via Parcelforce courier for next day delivery inc Saturdays (orders must be placed before 3:00pm on date of despatch). This excludes post codes: IV, HS, KA27-28, KM, ZE, PA20-78, PH17-50, BT, IM, TR21-25, JE-GY and PO31-41 which will be charged at £12.

WORLDWIDE POSTAL RATES: Postage charged at cost sent via Royal Mail Airmail under 2kg, Parcelforce over 2kg. (Air sure and international signed for available on request). Non EEC countries are VAT deductible. New releases may be booked in advance.

All mail order or telephone orders despatched immediately with an immediate refund or follow-on option on 'Out of Stock' items. Please advise with your order.

All goods are either in stock or on order.

By Car: From M1 South, Junction 29, follow A617 to Chesterfield then A61 to Sheffield.

From M1 North, Junction 33, follow Parkway then A61 Chesterfield Road.

By Bus: From Midland Station/Transport Interchange catch No 53 (Lowedges) bus to Albert Road (approximately 2 miles).

## PRICE PROMISE

We guarantee the price of our forthcoming releases for Locomotives, coaches and wagons to be at least 10-25% less than the RRP at the time of release. We also offer large discounts on many of our railway accessory ranges.

We continually monitor other retailers to ensure that our prices are always competitive.

## JUST LOOK FOR THE



## Colour coding:

No DCC

DCC READY

DCC Fitted/Sound

## PLEASE NOTE:

All items currently in stock are despatched immediately.

Forthcoming releases will be despatched immediately upon release.

If your order contains both current items and forthcoming releases then these will be despatched separately and subject to separate delivery charges.



## DAPOL AT BARGAIN PRICES

N GAUGE OO GAUGE O GAUGE

### GOLD STAR STOCKISTS

#### FULL RANGE STOCKED

Call us or see our website for more details and bargain prices

## ESU Loksound AT BARGAIN PRICES

V4.0 Steam Sound Decoder with Speaker	Classes A4 Pacific, A1/A2 Pacific, A1 Pacific 'Tornado' GWR Pannier 57xx, GWR Manor 78xx, BR/LMS Mogul, 4MT Tank, Jubilee, BR/LMS Fairburn, Ivatt Class 4, 3F Jinty, Bulleid Pacific	£94.50
V4.0 Diesel Sound Decoder with Speaker	Classes 03/08/20/24/25/31/37/40/43 HST/44/45 47/50/52/55/57/66/67/108 DMU/158 Sprinter	£94.50
DCCSSFIT	Fitting service for all OO gauge Steam Classes	£25.00
DCCDIFIT	Fitting service for all OO gauge Diesel Classes	£20.00

All sound decoders are available with either 8 or 21 pin connectors, several of the steam decoders are suitable for use in other locomotives. See our website for more details.

50010	ECosBoost ext Booster 4A DCC/MOT/SX/mfx	£197.50
50011	ECosBoost ext Booster 8A DCC/MOT/SX/mfx	£369.50
50095	ECosDetector Extension Module - 32 outputs	£42.50
50200	ECosCommand Station (2nd Gen) 15-21V & Colour Touchpad	£499.99
50300	Navigator Digital System Wireless IR Handset & Base Station	£258.50

## DECODER FITTING SERVICES

DCCFIT6	DCC Decoder fitting service for N gauge 6 pin DCC Ready locomotives	£29.50
DCCFIT8	DCC Decoder fitting service for OO gauge 8 pin DCC Ready locomotives	£29.50
DCCFIT21	DCC Decoder fitting service for OO gauge 21 pin DCC Ready locomotives	£29.50

The charges for our fitting services are inclusive of the cost of the decoder which will either be a Hornby 4 or Bachmann 3 function decoder chosen at our discretion.

## HELJAN AT BARGAIN PRICES

OO GAUGE O GAUGE

**FULL RANGE STOCKED**  
Call us or see our website for more details and bargain prices

### CORGI DAM BUSTERS 70th ANNIVERSARY



AA32621 Avro Lancaster B Mk.III £124.50

AA33615 Panavia Tornado GR4 £89.50

### PHONE/ORDER HOTLINE

**(0114) 2551436**

Open 9:00am - 5:00pm

24 Hr Answerphone service for orders



## GAUGEMASTER AT BARGAIN PRICES

DCC-ADS8FX	DCC Concepts DCD-ADS8FX COBALT Solenoid Accessory Decoder (8 output)	£64.00
DCC-ADS2FX	DCC Concepts DCD-ADS2FX COBALT Solenoid Accessory Decoder (2 output)	£16.95
DCC01	Prodigy Express Package	£119.95
DCC02	Prodigy Advance Package	£209.50
DCC03	Prodigy Advance 2 Wireless Starter Set	£359.50
DCC13	Prodigy Advance 2 Wireless Walkaround	£144.50
DCC14	Prodigy Advance 2 Backlit Walkaround	£99.00
DCC23	6 Pin N Gauge Plug-in Decoder	£21.00
DCC27	OMNI 21 & 8 Pin Decoder	£15.95
DCC30	Accessory Decoder	£46.75
DCC40	Auto Reverse Module	£31.50
DCC51	Prodigy Wireless Conversion Set	£199.50
DCC55	Prodigy Advance Wired Computer Interface Cable	£40.50
Model D	Twin Track Controller	£67.50
Model Q	Four Track Controller	£124.50
PM1	Point Motor with Accessory Switch	£4.25
PM2	Point Motor	£3.50
PM4	Point Motor Self Latching with Switch	£4.95
100M	Single Power Controller	£67.95

## PECO AT BARGAIN PRICES

**FULL RANGE STOCKED**  
All Gauges Track and Accessories  
Call us or see our website for more details and bargain prices

## DJ MODELS AT BARGAIN PRICES

Advance Orders Now Being Taken for the new DJ Models Range  
Call us or see our website for more details and bargain prices

# ALSO STOCKED AT BARGAIN PRICES

In addition to full ranges from all the manufacturers featured here we also offer full ranges from:



and many more. If you can't find the product you are looking for on our website then please contact us and we can order it in for you.

Check out our **ebay** stores to see what discontinued and rare items we have on offer and for your chance to pick up a second-hand bargain today.

Visit: <http://stores.ebay.co.uk/Rails-Of-Sheffield>

Visit: <http://stores.ebay.co.uk/The-Rails-of-Sheffield-Vault>

**MODEL RAILWAYS BUY - SELL - EXCHANGE ANY GAUGE ANY AGE TOP PRICES PAID**

**www.railsofsheffield.com**



OFFICIAL HORNBY  
COLLECTORS CENTRE

Est 1975

FOR MORE SPECIAL OFFERS AND UP TO THE  
MINUTE RELEASES VISIT OUR WEBSITE

TELEPHONE/ORDER  
HOTLINE

(0114) 2551436

Open 9:00 am - 5:00 pm  
24 Hr Answerphone service for orders



RAILS OF SHEFFIELD

SHOP OPENING HOURS:

9:30 am - 5:00 pm

Monday - Saturday

Free parking outside the door!

# WANTED

## CASH OR PART EXCHANGE

We urgently require collections of any size featuring products from the following manufacturers:



We are always on the lookout for all types of kit built models including Pro-Scale, Nu-Cast, Golden Age Models, Silver Fox Models, Comet Models, David Andrews and Japanese/Korean Brass in addition to all manufacturers above.

Please do contact us if you are at all unsure as to whether we would be interested in your collection.

We value your used models very highly and will pay top prices for all items offered.

We provide a fast, professional and friendly service from our family run business.

Distance is no object and anything is considered.

Please telephone us on 01142 551436, email [secondhand@railsofsheffield.com](mailto:secondhand@railsofsheffield.com), fax us on 01142 555982 or post your lists to the address at the bottom of the page, all enquiries answered.



# TTCDIECAST.COM

FORMERLY LOUGHBOROUGH MODEL CENTRE

## SPECIAL OFFERS THIS MONTH ONLY INCONJUNCTION WITH EDITORIAL FEATURES

### OO GAUGE

R4656 / 7 / 77 / 77a Hornby LMS non-corridor stock

RRP £40.25 OUR PRICE £36.59



R3225 Hornby 72XX 2-8-2T  
7233 Great Western green

RRP £129.99  
OUR PRICE £118.17



R3226 Hornby 72XX 2-8-2T  
7218 BR black

RRP £129.99  
OUR PRICE £118.17



R3237 Hornby Castle 4073  
Caerphilly Castle  
RRP £146.99  
OUR PRICE £133.63



44-0017 Bachmann Scenecraft  
double track rail over road bridge  
RRP £49.95  
OUR PRICE £42.45



44-253 Bachmann Scenecraft low  
relief buildings - greengrocers  
RRP £23.95  
OUR PRICE £20.35



44-244 Bachmann Scenecraft low  
relief buildings - accountants  
RRP £23.95  
OUR PRICE £20.35



44-0007 Bachmann Scenecraft  
curved platform sections  
RRP £24.95  
OUR PRICE £21.19

### N GAUGE



372-310 Merchant Navy Class  
35024 'East Asiatic Company' BR  
Express Blue E/E  
RRP £159.95  
OUR PRICE £135.96



372-311 Merchant Navy Class  
35023 'Holland-Afrika Line' BR  
Green E/E  
RRP £159.95  
OUR PRICE £135.96

372-312 Merchant Navy Class 35028 'Clan Line' BR Green L/Crest RRP  
£159.95 OUR PRICE £135.96



372-313 Merchant Navy Class  
35021 'New Zealand Line' BR  
Malachite RRP £159.95  
OUR PRICE £135.96



372-243 Class 47/7 47701  
'Saint Andrew' BR Blue  
RRP £119.95  
OUR PRICE £101.96



372-244 Class 47/7 47711 'Grey-  
friars Bobby' BR Blue Large Logo  
RRP £119.95  
OUR PRICE £101.96



372-245 Class 47/7 47710 'Sir  
Walter Scott' BR ScotRail  
RRP £119.95  
OUR PRICE £101.96

372-246 Class 47/7 47715 'Haymarket' BR Network SouthEast  
RRP £119.95 OUR PRICE £101.96



# TTCDIECAST.COM

FORMERLY LOUGHBOROUGH MODEL CENTRE



TTCDIECAST (DERBY) 107 NOTTINGHAM ROAD, DERBY, DE1 3QR (10 MINUTES WALK FROM DERBY BUS STATION)  
TEL 01332 343943 EMAIL [chris@ttcdiecast.com](mailto:chris@ttcdiecast.com)



**REWORKED**

# 'Whistler'

**PAUL CHETTER** shows how to enhance Hornby's Twin Track Sound Class 40 by optimising the speaker installation and adding four function lighting from this three function decoder.

With the addition of route indicator discs as well as LED directional lighting and modifications to the speaker housing the Twin Track Sound Class 40 is transported into a new league – and all for a modest price.

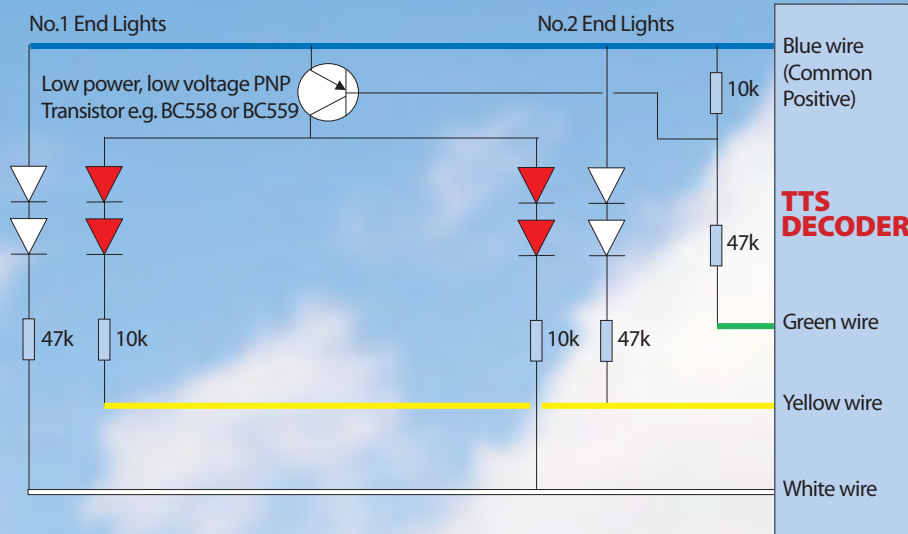




**H**ORNBY'S Twin Track Sound (TTS) diesels have been widely welcomed by the buying public for their modest price, the quality of the sounds and the degree to which sounds can be controlled to simulate almost any power and road speed combination.

Each of the TTS locomotives released so far uses Hornby RailRoad branded models as their basis providing a budget entry point for newcomers to sound. The RailRoad brand was launched to provide entry level models at a modest price which could be used as delivered or provide the basis on which modellers could customise by adding whatever detail they wish. I decided to extend this idea to lighting and the sound installation.

The body and chassis are not fixed together with screws, so just a gentle spreading of the lower edge of the body is required to release it for disassembly. There is no way to replace the sound project on TTS decoders, so the extent to which the sound can be altered is largely limited to balancing the individual sound volumes to produce a more realistic overall



**This is the circuit diagram for turning the three function TTS decoder into a four function decoder for lighting purposes. There is no way to adjust brightness by CV changes to the decoder as there would be with more fully specified types. Therefore the resistor values shown in this diagram should be considered as 'typical'. This example will give moderately bright illumination, but the intensity of the lights can be varied by using different value resistors. Lower values will give brighter lights whilst higher values will produce a more prototypical dim glow.**

palette, and optimising the speaker installation.

Helpfully, Hornby has given some suggestions in the Sound Decoder Manual on how to balance the sounds. I compared my own changes to these suggestions and found them to be a very close match. I think they would be a good basis from which to start your own exploration. Changing volume levels is straightforward. Select the correct CV from the list, apply the appropriate value in the range 1-8 (0 is 'off'), listen and repeat as required until satisfied with the result.

One note of caution. There is a volume selection made by CV182 described as Quick Set Volume. This may not have the effect you are seeking. It works by setting all volume control CVs to the same value entered in CV182. The individual volumes of the sounds which Hornby has provided does not give a good balance if they are each set at the same value. Using this will undo any work you have done to create a balanced mix. I found that the most satisfactory way to achieve what I needed was to set CV182 to 1 - the lowest level - and then to adjust individual levels from there.

The 28mm round speaker could have been deployed better. It is relatively easy to see where the installation was not optimised and therefore where improvements are possible. The speaker faces upwards into the cavernous body of the Class 40. This set up fires the sound into what is essentially an empty box and sets up all kinds of reflections which serve to 'muddy' the output. The speaker is not fully sealed into its enclosure, so there is further degradation caused by leakage of sounds from the rear. »





I decided to keep to the 'budget' ethos by reusing the supplied speaker but giving it the best chance to deliver the sounds cleanly. I drilled a series of holes in the base of the fuel tank to form a speaker grille, and fixed the speaker to face downwards. I cut a suitably shaped piece from styrene sheet to blank off the hole in the ballast weight thereby transforming the fuel tank into a sealed enclosure. Several other low cost speakers could be used instead, each of which has a subtly different tone, so I have illustrated a typical selection.

## LOCOMOTIVE LIGHTING

The history of electric lamps and early diesel operations on British Railways is well documented elsewhere, so I'll say no more than in the days when this livery was current, the lights would have been off more often than on, especially in the case of the fitted red tail lamps.

Nevertheless, working lights are usually considered to be a useful addition to model locomotives. When illuminated, they can make potential direction of travel clear, and the switching on and off helps to sustain the illusion that there is a driver on board who is controlling such actions.

Many lighting equipped ready-to-run models suffer from the simple wiring which links the white lamps at No. 1 end with the red lamps at No. 2 end. When travelling in the reverse direction, the whites at No. 2 end and the reds at No. 1 end are illuminated together. Safety regulations on Britain's railways require that only the rearmost vehicle of a train should carry a red lamp, with no intermediary illumination permissible. This means that the usual off the shelf setup is only correct when operating as a single light engine; in all other circumstances when it is the lead locomotive, the red lamps should be extinguished. If it is the last vehicle, then it should show a red lamp at the rear and the front lamp should be extinguished.

In order to achieve this, the decoder requires four Function Outputs, each controlling a pair of lights. The TTS decoder has only three. Adding a separate decoder just to operate the lights would be one way around this problem, enabling fully independent control of all the lamp pairs. The most likely operations for such a powerful machine as a Class 40 would be as a single locomotive hauled train, in which case the ability to extinguish the tail lamps is required. This can utilise the third Function Output of the TTS decoder if we can provide direction dependence by other means. The circuit diagram shows how this can be achieved with the use of inexpensive and easily available electronic items.

## COST EFFECTIVE LEDs

The installation of lights is by nature a very visible intervention which will affect your warranty. Dexterity and the ability to safely solder Light Emitting Diodes (LEDs) and electronic components will be required, so I suggest you read the step by step guide thoroughly before committing to this part of the conversion.


Deploying LEDs is a cost effective and safe way of lighting models without heat build-up, but there is a wide variety of different shapes of LED which could be used, and many different ways to fit them to the model. I've explored many of these before, including the use of light pipes.

I decided to use DCC Concepts 'Microdot' LEDs in this instance. They are more expensive than the typical tower type, but they are more compact »

## STEP BY STEP INSTALLING LIGHTS AND IMPROVING SOUND




After removing the body, the decoder and speaker installation can be seen - decoder displaced for clarity.



The decoder was unplugged, the speaker retaining ring removed and the insulating pad on which the decoder normally fits peeled off. Arrows indicate the weight retaining screws - these and the DCC socket screws must be released to enable the ballast weight to be removed.




With the weight removed the fuel tank space below was revealed - an ideal location for a fully sealed speaker enclosure.



I marked out the 28mm area where the speaker would fit later and drilled a series of holes with a 2mm drill bit along a diameter.

Twin Track Sound 8-pin decoder.



Original speaker position, facing upwards.

**SEE MORE!**  
VISIT [WWW.YOUTUBE.COM/HORNBYSMAG](http://WWW.YOUTUBE.COM/HORNBYSMAG)  
**AND SUBSCRIBE TODAY**

### WHAT WE USED

PRODUCT	SUPPLIER	PRICE
Hornby Class 40 TTS	<a href="http://www.hornby.com">www.hornby.com</a>	£85
DCC Concepts ProtoWhite LEDs	<a href="http://www.dccconcepts.com">www.dccconcepts.com</a>	£6.45 (Six-pack with resistors)
DCC Concepts red LEDs	<a href="http://www.dccconcepts.com">www.dccconcepts.com</a>	£3.30 (Six-pack with resistors)
Range of speakers, single price	<a href="http://www.digitrains.co.uk">www.digitrains.co.uk</a>	£5.50
Resistors and BC558C Transistor	<a href="http://www.maplins.co.uk">www.maplins.co.uk</a>	£1.50 (in total)







**5** Continuing to do so along others to produce a speaker grille. This takes time and patience – if you drill too many holes too quickly the heat from drilling could cause problems. Some cleaning up of the inside face may also be necessary after drilling the holes.




**6** With the grille created, I explored several alternative ways to improve the sound output. The easiest was to simply turn the existing speaker over so it was facing downwards and hold it in place with the retaining ring. This was not a good fit and needed several air gaps to be plugged.



**7** I next fixed the speaker to the grille, carefully, with mastic. This forces sound from the front of the speaker to escape to the outside.



**8** I replaces the weight creating a deep endosure for the rear of the speaker.




**9** The rear of the endosure was closed using styrene sheet cut to shape. Before final reassembly, this and the gaps around the speaker wires were sealed with mastic.

8-pin decoder socket.

Large empty bodysell - ideal for additional components.

**PLEASE TURN FOR MORE  
STEP BY STEPS**



The interior of the Hornby Railroad Class 40 is ideal for adding new features due to the volume of space which is available. This is the model in as delivered condition with the speaker mounted upwards centrally in the chassis.



overall and closer to scale size as supplied. They have a domed front which is a reasonable representation of a typical locomotive lamp glass. The convenience and saving in preparation time is, in my view, worth the extra cost.

I cut off the moulded lamps at their base to provide a flat surface to begin drilling. I then used a 0.8mm bit in a pin-vice to drill a central pilot hole, followed by a 1.8mm bit. The inside of the nose has a curved surface which tends to give LEDs a diverging orientation, which is more obvious when illuminated. To avoid this, on the inside I shaved a little plastic from the area of the lamps to produce a surface parallel to that of the moulded lamp bases on the outside. This is not essential but gives a neater external finish.

I shortened the leads on each LED, maintaining the differential which indicates the positive lead, and bent them so that when in situ the positive leads within each pair of lamps were touching, as were the negatives. I then soldered the leads together as shown in the step by step guide.

Light leakage can be a problem, so black paint was applied to the LEDs except for the 'lens' area before fixing them to the body. I used a 'universal' glue from a tube for this. Avoid cyano types as the solvent can cloud the clear plastic of the LEDs and frost the glazing of the cab windows.

When cured, I soldered colour coded wires to the LEDs' joined leads and carefully routed them to be inconspicuous in service and to not interfere with reassembly and extend to the centre section of the roof.

I made up the required circuit on a small section of Vero Board, soldered the LED wires to it and fixed it to the inside roof with the same mastic I used to secure the wires to the body. Four wires - three Function Outputs and one Common Positive connected this board to a 4-pin plug. I soldered corresponding coloured wires to a suitable socket and the appropriate pads below the model's 8-pin Digital Command Control (DCC) socket. After ensuring adequate insulation of all potentially live parts, the body was refitted to the chassis.

F key 0 now controls the white marker lamps, the direction button determines which end is the forward position and hence which pair are illuminated. Red tail lamps remain off. Adding F key 25 will illuminate the tail lamps at the opposite end to the white markers.

## FINAL ADJUSTMENT

Having completed the lighting installation and brought new functionality to the model we made a couple of final modifications to it. Firstly, after raiding our spares box, a set of headcode discs were fitted to the front of the locomotive to give an express headcode suiting the lighting configuration. Secondly, we trialled a series of different speakers to determine whether the overall sound output of the model could be enhanced.

Tested was the original 28mm round speaker inverted as per the step by step guide. This was followed by an ABS 28mm round speaker, a QSI 28mm high base speaker and a Soundtraxx 27mm 2W Mega Bass speaker. The results were interesting to say the least as, for the Class 40 sounds, the overall preferences were a close call between the original 28mm and ABS 28mm round speaker. This showed that it isn't always necessary to use bass enhanced speakers to get the best from a sound project and that the speaker really does affect the final sound output. **HOMBY**

## STEP BY STEP INSTALLING LIGHTS AND IMPROVING SOUND



Alternative speakers are available from around £5, so I tested some suitable candidates for sound quality. In this and subsequent images they are similarly numbered for easy identification. 1 is a QSI square format 28mm 2W 8ohms High Bass speaker with a deep 'throw' and large magnet, 2 is a round 27mm 2W 8ohms Soundtraxx Mega Bass speaker with deep 'throw' and large magnet, 3 is the Hornby supplied 28mm round 1W 8ohms speaker and 4 is a 28mm 2W 8ohms round speaker from Digitrains' range.



The deeper format and larger magnets on speakers 1 and 2 can be clearly seen in this image.



Being dimensionally identical to the original speaker, 4 fits easily into the fuel tank.




The QSI speaker, 1, just catches the bottom of the reinforcing ribs in the tank. This will prevent the speaker cone vibrating against the grille, but requires a thicker sealing gasket of mastic to be used.



The depth of 2 means that it is often difficult to fit this speaker, but there's no problem here. It comes with its own spacer ring fitted so there is no danger of the cone vibrating against the grille.




Moving onto the lighting elements the first job is preparation of the body. The four stages to produce the holes for the LEDs: 1, cut off the moulded lamp lenses; 2, producing a flat surface to drill through; 3, 0.8mm pilot hole in the centre of the lamp surround; 4, final size achieved with a 1.8mm bit.





**16** I shaved a small amount of plastic from around the holes for the LEDs to create a parallel surface to mount them on inside the bodyshell.



Typical small LEDs: 1: 3mm yellow. 2: red 2mm tower. 3: bright white 2mm tower. 4: DCC Concepts red 'Microdot' 1.8mm. 5: DCC Concepts ProtoWhite 'Microdot' 1.8mm.

**19** With the LEDs temporarily held with mastic, the leads are paired and soldered together. This ensures correct spacing.



**18** Having selected the DCC Concepts 'Microdot' LEDs for the project, I carefully bent the leads 90 degrees so that when fitted the respective positive and negative leads can be matched.




This was repeated for the white LEDs. When soldered together, the LED pairs become self-supporting.


**21** To avoid any light leaking into the interior apply black paint to the LED bodies, leaving only the lenses clear.




I soldered colour coded wires to the LED leads and secured them with multi-purpose glue. There are no metal parts here or on the chassis which could cause a short circuit, so the air around the leads is sufficient insulation. You could cover with insulation tape if you wish.



I fed the wires towards the centre of the roof in the middle of the bodyshell, keeping them away from windows and any potential pinch points during re-assembly.



**24** I used a small section of Vero Board to mount the transistor and resistors of the circuit diagram shown to control the direction of lighting. To this are soldered the LED wires, plus Function Outputs and Common Positive from the decoder via a 4-pin plug.



**25** This is an overall view just before reassembly of the completed installation. The speaker is now hidden at the bottom of the fuel tanks, the decoder replaced almost in its original location and the circuit board for the LEDs has been fixed to the roof of the model. The interior of the RailRoad Class 40 really lends itself to this type of installation – there is plenty of space!




**NEW NEW NEW NEW**  
COLLECTOR'S EDITION HARDBACK

# The leading model railway annual

A *Hornby Magazine* Special Publication

[www.hornbymagazine.com](http://www.hornbymagazine.com)

£17.99 • FULL COLOUR • HARDBACK • 128 PAGES



In this seventh edition of the *Hornby Magazine* Yearbook the North Eastern Region of British Railways is the prime source of inspiration for a layout build which features the unique atmosphere of a branch line railway system built in 'OO' gauge by *Hornby Magazine* Editor Mike Wild.

In this Yearbook we will guide you through the process of building a model railway showing how this layout - Shortley Bridge and Felton Cement Works - has been developed from the Operation Build It! terminus station which featured as a series build in the magazine. Features include track laying, baseboard construction, landscaping, weathering, detailing, how to build a cement works and much more including historical features and step by step guides.

**NEW**

For the first time this year, the Yearbook will also be available as a softback bookazine for just £6.99!\*\*

Visit website or see in store for details

**JUST  
£17.99\***



AVAILABLE **NOW** FROM **WHSmith** AND OTHER LEADING RETAILERS

Alternatively, Order Direct

**SUBSCRIBERS CALL FOR YOUR £5.00 DISCOUNT!\*\***

**Free P&P\*** when you order online at [www.keypublishing.com/shop](http://www.keypublishing.com/shop)



Call UK: 01780 480404  
Overseas: +44 1780 480404

Monday to Friday 9am-5:30pm

\*Free 2nd class P&P on all UK & BFPO orders. Overseas charges apply. \*\*Discount valid on Hardback version only





## Cobalt iP digital

**the ultimate turnout motor**

**...for both dc and dcc modellers**

Cobalt iP Digital works equally well either way, so it really does not matter if you choose to drive the trains with DC or DCC...

**Cobalt iP Digital always comes up trumps!**

Just as happy on either 12~23v DC or DCC, the versatile Cobalt iP Digital is easy to install and it is simple to connect as it needs no soldering.

It has two built-in SPDT changeover switches you can use for point frogs, signals or control panel lights too, so there is nothing else to buy, install, tweak or adjust once it is installed!

**Control is very versatile... and very simple!**

**DCC modellers** can use full computer control, macros or routes, a conventional local control panel or their handset... or all of them at once.

**DC modellers** can stay traditional and use stud and probe, Diode matrix or just two simple low cost push-button switches.... It does not care.

**Or BOTH DC and DCC modellers can choose to use The New Cobalt  $\alpha$  Alpha Digital encoder.**

This clever new product simply converts all kinds of traditional switching methods To "digital input devices" and it lets you connect your control panel to your DC or DCC layout...

**With only TWO wires!**



Cobalt iP Digital is compact, smooth and almost totally silent. Beautifully engineered and designed to last, it is supplied with a lifetime Warranty.



Cobalt point motors and all other DCCconcepts products are distributed world-wide by DCCconcepts Pty. Ltd  
3/13 Lionel St, Naval Base WA 6165 Australia P+61 8 9437 2470 F+61 8 9437 2471 [www.dccconcepts.com](http://www.dccconcepts.com)

DCCconcepts welcomes Retailer & Distributor enquiries. In the UK, DCCconcepts products are distributed by Gaugemaster Controls Ltd., Ford Rd, Arundel BN18 0BN Ph. +44 1903 884 488 [www.gaugemaster.com](http://www.gaugemaster.com)



**MIKE RAND** of Chelmsford and District Model Railway Club describes how club members have been involved in the development of a 'OO' scale Second World War London tramway layout that evokes the atmosphere, devastation and camaraderie of this epoch-marking time.

**PHOTOGRAPHY, TREVOR JONES.**

**WALWORTH GREEN**

# The Blitz



Search lights scan the sky as a Feltham tram runs through Walworth Green. Above on the branch line a 'Terrier' leads a mixed goods towards the casualty transfer centre.



## STATISTICS

<b>Owner:</b>	Chelmsford and District Model Railway Club
<b>Scale:</b>	'OO'
<b>Length:</b>	20ft
<b>Width:</b>	2ft
<b>Track:</b>	Peco code 100
<b>Control:</b>	DCC, Lenz, and analogue
<b>Period:</b>	South London, 1940s



The underground stations have been detailed to show how these locations were used as air-raid shelters during the Second World War.



THE BLITZ has evolved over the last 10 years or so by a group of Chelmsford and District Model Railway Club members, some of whom experienced the challenges of living in wartime London.

Our brief was that The Blitz should be a reasonable interpretation of a Second World War London scene and the general philosophy has been to keep things simple using off the shelf items as far as possible as no one really had the appropriate scratchbuilding modelling skills.

It is no coincidence that we have modelled a purely fictitious South London scene – this being one of the more traditional homes of the London 'Feltham' tram where we could simulate conduit pick-up rather than the more complex overhead power supply system with the attendant problems in 1:76 scale, particularly given that as an exhibition layout, reliability is paramount.

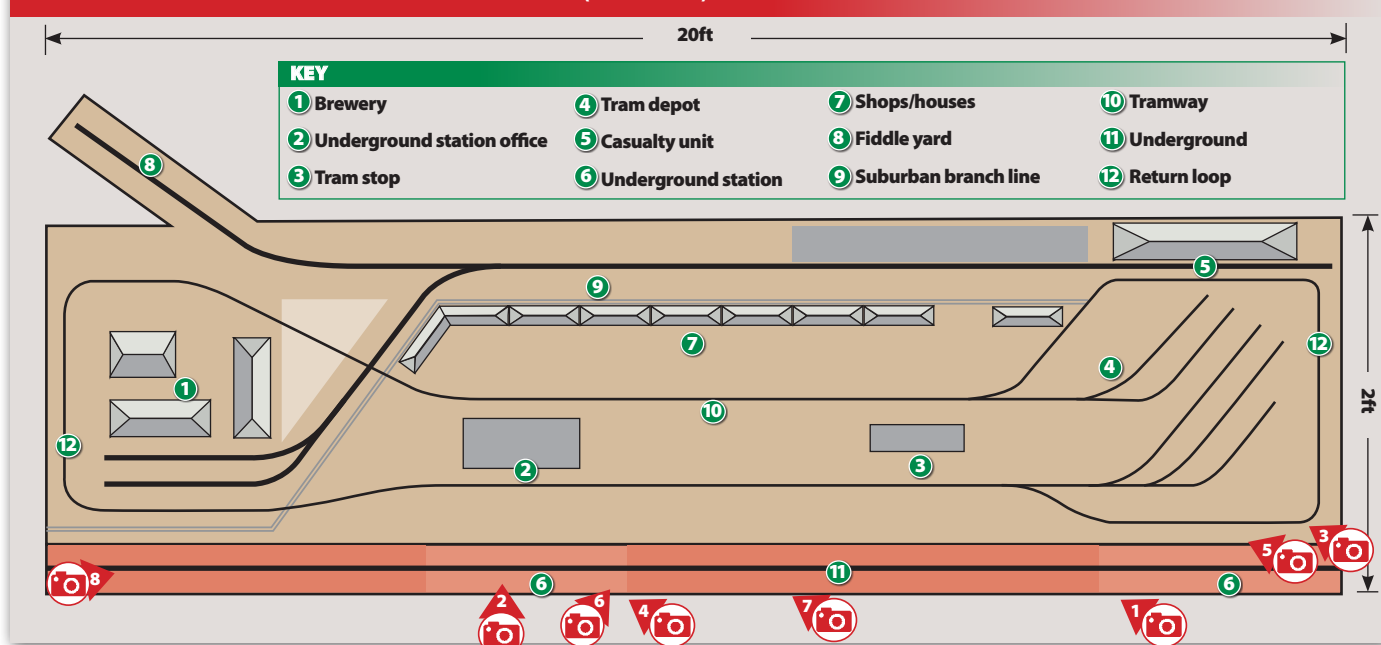
The Street Level Models range of building kits, with many examples of traditional London buildings and the previous Corgi/EFE ranges of 'Felthams' and passenger service vehicles in wartime liveries provided the perfect solution.

Where we have had to exercise our imagination is in trying to recreate the feeling of everyday austerity of a street scene in the early 1940s including civil defence facilities, unexploded bombs, fire and bomb damage and the barrage balloons in the sky which deterred low-flying enemy aircraft. The club members who were watching progress on the layout – and who casually suggested that we needed them to provide additional atmosphere – soon found themselves committed to helping us construct the balloons from polystyrene from copies of original drawings.

Also included is an anti-aircraft position complete with working searchlights, burning buildings including smoke as well as an overhead dogfight complete with wartime sound effects. The layout includes a number of dioramas intended to add to the atmosphere of what must have been very chaotic and unpleasant for those living in the capital at the time. »



## WALWORTH GREEN TRACK DIAGRAM (Not to scale)



### CONTINUED GROWTH

The trackplan was originally an end to end street scene, but somehow it just grew and the layout and tramway were extended. It is now a continuous 'dog bone' type configuration to and from the fictitious Walworth Green tram depot which fronts a separate high level suburban branch railway line which services a wartime casualty transfer

centre as well as a brewery which has been commandeered by the military.

The latest unplanned development is a London Underground tube line constructed within a drainpipe attached to the front of the layout complete with two stations, one of which depicts people using it as an air raid shelter, the other as a military store.

All the track is Peco code 100 and

the 'Felthams' happily operate via two rail pick-up from the track which is set in the street using the tried and tested plaster and PVA method. The conduit is simulated using very thin black detailing tape which is a far easier way to model the real thing and looks fine from a distance.

As for electrics, we wanted the trams to be able to move independently and just like the real thing. When you haven't »











**05** Above: An ageing four-wheel tramcar stands at the depot entrance as a Feltham darts under the railway bridge.

**06** Right: Fire crews work to douse the flames of a burning building. The fire effects have been added digitally.



**07** Left: The busy street scene is dominated by the damaged building as a Feltham tram eases along the street using the conduit pick up system.





seen one for a long time, several will all turn up together. The solution to this is Digital Command Control (DCC).

In the early pioneering days of the development of this technology Chelmsford and District MRC agreed to sponsor The Blitz as one of the first ever club layouts to use DCC, and it has been very successful other than some early teething troubles.

We discovered that it isn't quite as basic as some manufacturers claim, but being true to our philosophy of keeping things simple, operational flexibility can be achieved without having to have a degree in electronics. We still use our original basic Lenz Compact controller with additional handheld units, both of which mimic certain functions of the command station.

## TRAM DEVELOPMENT

The Corgi 'Felthams', which are used exclusively on the layout, have been motorised using BEC mechanisms which have proved very reliable and the fleet – which numbers about 15 trams - are each fitted with basic two function decoders selected from a variety of sources. The decoder is wired in parallel to the two motor bogies »



fitted to each of the trams and this has not caused any problems to date.

We've had mixed experiences of setting individual decoder CVs especially where frequent stop/start is part of the operation. We regularly run up to six trams simultaneously on the layout and this is more than enough for even experienced operators – especially when visitors also want to chat. But the good

thing is that you tend to feel that you are in the driver's cab, perhaps more so than with other control systems.

A tip for aspiring DCC converts is to ensure that wheels and track are kept spotlessly clean – clean is not good enough – since digital signals are affected by even the smallest build up of grime on the rails.

The suburban branch line and

underground are analogue controlled but the latter includes automatic infra-red shuttle and station stops as part of its control system. The branch line is generally operated by a selection of Southern Railway tank engines including Stroudley 'Terrier' 0-6-0Ts which shuffle goods wagons and ambulance carriages back and forth across the skyline. Completing the roster is a set of EFE 1938






tube stock in London Transport red which runs through the 'drain pipe' underground using the automatic shuttle control unit. It is powered by Tenshodo motor bogies.

## ON SHOW

The Blitz continues to be invited to exhibitions in and around the Essex area as well as trips to surrounding counties. Our invitation to the Warley

National Model Railway Exhibition in November 2013 was a highlight for the 'Tram Team', particularly being in the company of so many inspiring layouts.

The 'Tram Team' are not professors of the prototype, but we have enjoyed creating our version of one moment in history of the life and times of the London 'Feltham' tram and proof has been in the comments which we regularly get from visitors

including suggestions as to how we can improve the layout. This is usually met with the polite suggestion that they go and look for the unexploded bomb! 



A 1938 underground set draws into Walworth Green station as a Feltham tram rumbles along the street above.





Now available  
on Kindle Fire

# HORNBY

magazine

Your favourite magazine is now available digitally.

**DOWNLOAD THE APP NOW FOR FREE.**



**FREE APP**

with sample issue

IN APP ISSUES £2.99

**SUBSCRIBE  
& SAVE**

Monthly £2.49

6 issues £16.99

12 issues £29.99

SEARCH: Hornby Magazine

Read on your



iPhone & iPad



Android



PC & Mac



kindle fire



Blackberry



Windows 8

**ALSO  
AVAILABLE FOR  
DOWNLOAD**



SEARCH  
AIRFIX MODEL WORLD

**FREE APP**

with sample issue

IN APP ISSUES £3.99




SEARCH  
RAILWAYS ILLUSTRATED

**FREE APP**

with sample issue

IN APP ISSUES £3.99

**NEW** FREE Specials App **NEW**



IN APP ISSUES

**£3.99**

Simply download to purchase digital versions of your favourite aviation specials in one handy place! Once you have the app, you will be able to download new, out of print or archive specials for less than the cover price!

Don't forget to register for your Pocketmags account. This will protect your purchase in the event of a damaged or lost device. It will also allow you to view your purchases on multiple platforms.



Available on  
iTunes



Available on the  
App Store



Available on  
Google play



Available on  
BlackBerry



Available on  
kindle fire



Available on  
PC, Mac &  
Windows 8

**SEARCH:**  
Aviation Specials

Available on PC, Mac, Blackberry and Windows 8 from



**pocketmags.com**

Requirements for app: registered iTunes account on Apple iPhone 3G, 3GS, 4S, 5, 6, iPod Touch or iPad 1, 2, 3 or 4. Internet connection required for initial download. Published by Key Publishing Ltd. The entire contents of these titles are © copyright 2015. All rights reserved. App prices subject to change. 445/15



# THE HEREFORD MODEL CENTRE

SALES LINE  
01432 352809

EMAIL US ON SALES@HEREFORDMODELS.CO.UK  
www.herefordmodels.com

4 COMMERCIAL ROAD, HEREFORD, HEREFORDSHIRE, HR1 2BA  
OFFICIAL HORNBY COLLECTORS CENTRE

## !!!!SPECIAL EDITIONS!!!!

Ltd Edition Hereford models  
Bachmann Limited Editions  
with Max run of 504  
32-900Y CL108 in Blue/ Grey with Black  
window surrounds and Welsh Dragon embel-  
ishment on front C970 .....£69.95  
33-300F 20 Ton Toad Brake Van GWR Merthyr  
.....£11.35  
A Reese Coal Merchants Credenhill.....£9.75

## NEW RELEASES

R3347 Class 92 EWS.....£71.45  
R3223 BR 42XX.....£105.45  
R3246 Class 67 Arriva.....£111.95  
R3224 BR Late 52xx.....£105.45  
R3225 GWR 72XX.....£114.45  
R3226 BR Early 72XX.....£114.45

## HORNBY Steam Locomotives

R3170 GWR Adderley Hall .....£72.50  
R3169 Olton Hall GWR.....£72.50  
R2784X Mallard .....£85.00  
R2881 LMS Class 5 Black .....£67.95  
R3230 LNER Class J1 .....£96.45  
R3229 BR British Monarch .....£119.25  
R3231 BR Early Class J1 .....£96.45  
R3232 BR Late Class J1 .....£96.45  
R3242 BR Early Class K1 .....£114.25  
R3228 J94 NCB .....£65.75  
R3114A B1 BR Late .....£118.90  
R3118 N2 BR Late .....£74.95  
R3020 Flying Scotsman.....£126.50  
R3010 Class N15 Sir Sagamore.....£119.45  
R3119 Duchess of Abercom.....£107.50  
R3127 Schools Class Cheltenham SR.£55.50  
R3017XBR Patriot .....£119.00  
R2827 Cheltenham Schools.....£94.45  
R2999XB1 BR Early .....£106.99  
R2999 B1 BR Early .....£94.95  
R3060 Tornado (Railroad).....£61.45  
R3107 BR T9 .....£91.95

## HORNBY TRAIN PACKS

R3219 1914 GWR Troop Train.....£142.50  
R2696 CL101 - 2 Car .....£65.25  
R2952 Imperial Airways.....£159.95  
R2981 London Olympic.....£158.00  
R3059 Tornado Train Pack.....£128.45  
R3154 Titfield Thunderbolt Set .....£98.45

## HORNBY Diesel Electric Locomotives

R3346 Class 92 DB Schenker.....£70.45  
R3272 Class 67 Royal Sovereign.....£75.95  
R3281 Class 08 NRM.....£31.75  
R3268 Class 67 Arriva .....£122.90  
R3283 Bagwall Shunter.....£25.75  
R3180 Tarmac Sentinel .....£44.95  
R3183 Class 67 Arriva .....£107.45  
R3136 Network Class 73.....£53.45  
R3146 CL101 Blue/Grey.....£78.45  
R3147 CL101 Green.....£78.45  
R2508 CL121.....£47.50

R2508ACL121.....£45.75  
R2644 CL121 Choc/Cream .....£47.50  
R2646 CL56 BR Grey.....£72.95  
R2647 CL56 BR Grey.....£72.95  
R2650 CL66.....£51.95  
R2652 CL66.....£51.95  
R2668 CL121.....£45.75  
R2803XS CL31 BR .....£163.99  
R2977XS CL08 BR Green.....£158.00  
R3052 CL56 Richard Trevithick.....£98.45  
R3161BSR 2 BIL Green.....£120.60  
R3290A BR 2 HAL Green.....£113.90

## HORNBY TRACK

R070 Turntable .....£57.95  
R083 Buffer Stop .....£1.35  
R207 Track Fixing Pins .....£1.75  
R394 Hydraulic Buffer .....£3.95  
R600 Straight.....£1.30  
R601 Double Straight.....£1.95  
R604 Curve 1st Rad.....£1.75  
R605 Double Curve 1st Rad.....£2.05  
R606 Curve 2nd Rad.....£1.70  
R607 Double Curve 2nd Rad.....£2.20  
R608 Curve 3rd Rad.....£1.70  
R609 Double Curve 3rd Rad.....£1.95  
R610 Short Straight.....£1.15  
R614 LH Diamond Crossing.....£9.25  
R615 RH Diamond Crossing.....£9.25  
R617 Uncoupling Ramp .....£2.30  
R618 Double Isolating Rail .....£6.95  
R620 Railer Uncoupler.....£4.25  
R628 Half Curve 3rd Rad.....£1.70  
R643 Half Curve 2nd Rad.....£1.40  
R8026 Power Track .....£3.75  
R8072 LH Point.....£8.45  
R8073 RH Point .....£8.45  
R8074 LH Curved Point .....£14.25  
R8075 RH Curved Point.....£14.25  
R8076 Y Point .....£10.25  
R8077 LH Express Point.....£13.95  
R8078 RH Express Point.....£13.95

## HORNBY Track Accessories

R076 Footbridge.....£11.85  
R169 Junction Home Signal.....£8.50  
R170 Junction Distant Signal.....£8.50  
R171 Single Home Signal.....£6.50  
R172 Single Distant Signal.....£6.50  
R189 Single Brick Bridge .....£6.65  
R394 Hydraulic Buffer .....£3.95  
R406 Colour Light Signal.....£18.95  
R499 River Bridge.....£10.70  
R574 Trackside Accessories.....£10.00  
R626 Point Underlay .....£3.20  
R636 Double Level Crossing.....£15.25  
R638 Track Underlay .....£7.95

R645 Single Level Crossing.....£8.95  
R657 Girder Bridge.....£11.45  
R658 Inclined Pier Set .....£8.50  
R659 High Level Pier Set.....£5.60  
R660 Elevated Track Side Walls .....£16.45  
R909 Track Supports.....£6.45

## HORNBY TRACKSIDE

R8008 Suspension Bridge.....£35.95  
R334 Station Canopy.....£18.95  
R460 Straight Platform.....£2.95  
R462 Large Curve Platform.....£3.95  
R463 Small Curve Platform.....£3.20  
R464 Platform Ramp.....£3.20  
R495 Platform Subway .....£3.20  
R510 Platform Shelter.....£9.45  
R513 Platform Fencing.....£6.45  
R514 Platform Canopies.....£10.45  
R590 Station Halt.....£17.95  
R8000 Country Station.....£26.75  
R8001 Waiting Room.....£15.85  
R8002 Goods Shed.....£18.95  
R8003 Water Tower.....£10.95  
R8004 Engine Shed.....£16.50  
R8005 Signal Box.....£13.75  
R8006 Diesel Maintenance Depot.....£18.75  
R8007 Booking Hall.....£22.45  
R8009 Station Terminus.....£40.00

## HORNBY Control Equipment

R044 Point Switch.....£8.75  
R046 Two Way Switch.....£5.95  
R047 On/Off Switch.....£5.95  
R602 Power Connecting Clip.....£1.50  
R8014 Point Motor.....£3.65  
R8015 Point Motor Housing.....£2.95

## BACHMANN Steam Locomotives

31-637 Class 64XX BR Green.....£72.21  
31-635 Class 64XX GWR.....£71.21  
31-636 Class 64XX BR.....£71.21  
31-637 Class 64XX BR Green.....£69.65  
31-137 LNER D11/2 Black.....£106.20  
31-138 BR D11/2 Early Black.....£106.20  
31-319 J11 BR Early.....£76.45  
31-086 Earl Class BR Black.....£98.50  
31-087DC Earl Class GWR Green.....£110.95  
31-881 Class 4F BR Early.....£76.45  
32-261 WD Austerity .....£110.40  
32-260DC Wd Austerity .....£125.29  
31-933 BR Compound Late Crest .....£112.88  
31-932DC BR Compound.....£127.75  
31-136DC D11/2 .....£115.9  
31-135 Lady of the Lake D11.....£100.25  
31-213DS Patriot BR Late.....£201.45  
31-128 BR ROD Weathered.....£102.45  
31-127 Class 3000 BR Early ROD...£118.45  
31-465 C Class BR .....£93.46  
31-464 C Class SR .....£96.00  
32-550A A1 Tornado Apple Green...£109.45  
32-550B Tornado BR Green.....£127.95  
32-551DS A2 Seaeagle BR.....£196.99  
31-964 A4 W Whitelaw BR.....£94.45  
31-001 Robinson BR Late Crest.....£94.99  
31-003 Robinson LNER.....£94.99  
31-479 G2A BR Black Late .....£80.95  
31-527 A2 Tudor Minstrel.....£96.45  
31-530 A2 Sugar Palm .....£107.99  
32-311 BR Early Collett.....£52.65

32-500 5MT Class BR - 73068.....£70.99  
31-626A 3F BR.....£71.25  
31-500B V2 Green Arrow .....£85.70  
31-564 V2 Durham Schools .....£85.70  
31-565 V2 BR Green.....£85.70  
32-954 4MT Black BR Early.....£87.50  
32-955 4MT Black BR Late .....£87.50

## BACHMANN Diesel/Electric Locomotives

31-365 Class 03 BR Blue weathered...£70.50  
31-366 Class 03 BR Green.....£70.50  
31-364 Class 03 BR Green weathered...£76.95  
32-928 Class 150 Sprinter.....£135.95  
32-937 Class 150 Centro .....£127.45  
32-938 Class 150 Northern Rail.....£127.45  
31-995 LMS 10000 BR Green .....£89.45  
31-996 LMS 10000 BR Green .....£89.45  
32-118 Class 08 Haversham.....£61.15  
32-815 Class47 InterCity .....£89.20  
31-658 Class 47 Petroleum Sector...£97.70  
32-980 Class 66 GBRF.....£86.40  
31-655 Class47 Railfreight.....£86.35  
31-256DC Midland Pullman .....£269.95  
31-653 Cl47 Scotrail .....£86.35  
32-906 CL108 Green .....£93.50  
32-913 CL108 3 Car Green .....£114.50  
32-781A CL37/0 BR Blue.....£83.89  
32-515A Derby Lightweight Green...£93.97  
32-516A Derby Lightweight Green...£93.97  
31-677 CL85 BR Blue .....£85.99  
31-268 MLV NSE.....£83.26  
31-269 MLV Jaffa Cake .....£83.26  
31-426 CL411 BR Green .....£99.99  
31-377 CL416 2EPB .....£85.99  
31-575 Windhoff MPV NWR .....£108.00  
31-326A CL105 BR Green .....£80.50  
32-526DS CL55 BR Blue .....£147.50  
32-679DS CL45 BR Green.....£151.95  
32-750 DC - CL57 FL - 57008 .....£52.95  
32-900B CL108 BR Green .....£71.45  
32-910 CL108 Blue/Grey.....£74.95  
32-926 CL150 Regional.....£63.50  
31-265 MLV Green .....£62.45  
31-266 MLV with yellow panel .....£62.45  
31-267 MLV Blue/Grey.....£62.45

## ORDER BY TELEPHONE

Orders taken 6 days a week  
9-5.30 Monday to Saturday  
01432 352809

## MAIL ORDER SERVICE

ALL PRICES VALID UNTIL 30.06.15

You must state these prices when ordering

POSTAGE & PACKING RATES PER ORDER:

UK Standard Postage .....£3.95p  
UK Insured Postage and Packing Rate .....£7.10p  
UK Courier Transport and Packing Rate .....£9.00p  
Worldwide at cost. VAT free to non EC.

\*\*\*Train Sets/Packs and Controllers/Handsets

Postage charged at cost\*\*

PRICES SUBJECT TO CHANGE WITHOUT NOTICE

\*\*\*Please allow 7 days for clearance when paying by cheque\*\*\*

PLEASE QUOTE OUR SPECIAL PRICES WHEN YOU VISIT US.

Credit Cards Welcome - Visa, Mastercard, Maestro

Please state expiry date



# Preservation history

**WIN!**  
A Severn Valley  
Railway Footplate  
Experience!  
See page 12-13 to enter our fantastic  
competition in conjunction with  
the Severn Valley Railway.

Many of us spend leisure time visiting heritage railways but how many of us realise that some of these attractions are now so old themselves that they have become part of the very history that they claim to represent? **EVAN GREEN-HUGHES** explains.

**R**ECENTLY volunteers at the Midland Railway Butterley, Derbyshire, were celebrating the arrival of a new coach for use on their extensive narrow gauge line. You might think there was nothing remarkable about that because the coach was old and it was time for it to be honourably retired. What was interesting was that the coach had been bought for preservation from a railway that is itself a heritage line, and which had built it new 34 years ago.

Coach 119 had served for most of its life on the Ffestiniog Railway in North Wales, but had for a time been loaned to the related Welsh Highland Railway. When it was built new that line had already been under volunteer control for almost 30 years. It is thought to be one of the first times that a vehicle built for one heritage railway has been saved for preservation by another.

In 1951 preservation pioneer Tom Rolt drove over the mountains of Wales to a remote place called Towyn to take up the volunteer position as general manager of the semi-derelict Tal-y-llyn Railway. The

story of how he and several of his friends managed to get the ailing engines, carriages and track of that line to provide a service is entertainingly told in his book *Railway Adventure*. Within a few years there were more Welsh narrow gauge lines being run by enthusiasts, but with the higher costs and more complex engineering problems of standard gauge many thought that preservation of a full-scale line would be beyond the scope of volunteers.

This was all proved wrong when in 1960 the Bluebell Railway in Sussex opened for business as a heritage railway shortly after being abandoned by British Railways. In the early years the railway was still connected to the main line and this allowed much of the rolling stock to arrive by rail. Much of it was straight out of service and so formed a good base on which to build.

A line of a different nature passed into private control the same year in Leeds and that was the Middleton Railway, an independent organisation that can trace its origins back to 1755. There a group of volunteers largely drawn from a nearby university were able to operate a service



**Above:** Railway preservation has created opportunities that few believed were possible at the end of steam. On the Great Central Railway National Collection Robinson '04' 2-8-0 63601 leads a rake of 16ton mineral wagons at Kinchley Lane in 2004. *Mike Wild.*

**Left:** The North Yorkshire Moors Railway is one of the premier steam railways in Britain and is famed for its dramatic scenery. Stanier 'Black Five' 45212 prepares to depart Grosmont with an evening dining train in September 2004. *Mike Wild.*





using a Swansea and Mumbles tram and a diesel shunter for a brief time before concentrating on freight services. It was to be a further nine years before a regular passenger service was to operate.

### EMBRYONIC BEGINNINGS

Early standard gauge schemes were usually based on the founders' wish to see a particular branch line preserved. In most cases existing lines that had only recently closed were taken over and the preservation society then spent a number of years trying to establish itself with perhaps the only train movements being token brake van rides up and down a station yard.

Many, such as the Keighley and Worth Valley, which opened in 1968, were able to take over an entire line complete with track, stations and infrastructure and this made the task of reopening much easier than it could have been.

There were problems, however, not least with track which was usually completely worn out and required a great deal of work to bring back to a suitable standard for use by passenger trains.

Heritage railways of the 1960s and 1970s were very different to those we see today. The organisation tended to be more haphazard and so each site would be crammed with derelict or semi-derelict rolling stock which someone had bought and promised to restore. Locomotives were more often than not repaired out in the open and so there were many interesting fixtures such as sheer legs and portable cranes in evidence; it was also possible on a sunny day to see many people painting anything from stations to rolling stock. As finance was more of an issue it was also more common to see tank locomotives, particularly those from an industrial background, in general use.

### GROWING AMBITIONS

As the years passed by heritage schemes began to get more and more ambitious. Societies such as the Llangollen were formed to take over the trackbed of abandoned lines and relay them virtually from scratch. While at first relying on second-hand materials of dubious quality many of these projects were eventually to be laid to very high standards, and in the process stations were rebuilt, signals reinstated and a replica world created.

The 1980s was to see the emergence of the 'super' heritage lines, such as the Severn Valley, the North Yorkshire Moors and the West Somerset which expanded to a vast size and as they did so acquired more infrastructure, sheds and works space. Coupled with this was a dramatic increase in staff numbers to the extent that some of them became virtually run by paid staff once again. »



The Keighley and Worth Valley Railway was an early starter in preservation and was fortunate in being able to save the entire branch line from Keighley to Oxenhope. Ivatt '2MT' 2-6-2T 41241 recreates a typical pick up goods from the 1950s as it exits Mytholm Tunnel on the approach to Haworth on October 13 2006. [Mike Wild](#).





Those lines which achieved this sort of standard did so by reinventing themselves as businesses and by professionalising themselves. To a large extent the make do and mend mentality of earlier days was thrown away and in its place came a structured approach aimed at providing an attraction the general public as well as enthusiasts would want to visit.

This has led to a change in the way that rolling stock and locomotives are dealt with. There is often not the money to rebuild a steam locomotive once it reaches the end of its boiler ticket and consequently there emerged a policy of constructing large storage buildings in which 'out of ticket' items can be displayed. Inevitably this has changed the whole appearance of the heritage site, which often now does not resemble a real railway of former years at all.

A typical example of heritage railway development would be Oxenhope, on the Keighley and Worth Valley Railway. When the preservationists arrived this was a country branch terminus with a quaint station building but over the years the station has been adapted for its new use as the terminus of a heritage railway, gaining a stock storage shed, large museum building and car park. A large custom built tea room is planned for the platform, further taking the station away from the very thing that the pioneer preservationists were seeking to retain.

Perhaps the most striking example of this is Porthmadog station where nowadays the Welsh Highland and the Ffestiniog meet and where the simple one-platform station of early preservation days has been replaced with what is to all intents and purposes a busy multi-platform interchange with an ambience more like Clapham Junction than the quiet of North Wales. Progress it most certainly is but whether it is heritage is open to debate.

This professionalism has given rise to another generation of heritage sites that better suit those with a pioneering mentality. All over the country are small developments with a smattering of exhibits at which people work in their spare time, there is rarely cover and what is achieved is at a slow pace. Yet those who work at these sites claim that they are keeping alive the spirit of true preservation.

## SCHEDULED OPERATIONS


Throughout the history of the heritage railway, which has now gone on for more than 60 years, there have been numerous attempts at either launching a normal passenger service or integrating services with the main line. So far none of these have succeeded long term but there have been some notable experiments - for instance daily coal trains worked off the privately-owned Weardale Railway for a considerable period and of course the Middleton Railway handled commercial freight for several of its early years. Heritage railways now often welcome trains off the national network, particularly excursions, and some even act as bases



**The Talyllyn Railway in West Wales was one of the first preserved railways. The former slate railway from Tywyn now transports thousands of tourists into the Welsh valleys every year. Mike Wild.**

for main line stock or steam locomotives.

A notable exception to this has been the North Yorkshire Moors Railway's services running into Whitby over Network Rail tracks which have proved particularly successful. The Swanage Railway is also planning to start running regular services from Wareham to Swanage soon for visitors which will lead to the incongruous sight of first generation Diesel Multiple Units working alongside the latest third-rail EMUs on the main line.

Heritage railways have certainly come on a long way since the early days of Tom Rolt and the Tal-y-llyn. Many have ceased to be an accurate recreation of the past and have instead taken on a life of their own while others retain that ramshackle feeling of a load of amateurs doing their best. Only time will tell whether someone one day will want to preserve the yards of some heritage railway or other just as they were in the 1970s 'because that's what railways were really like in the old days'. It would be a brave man who would take the bet on that not happening! 



**Not all of railway preservation is about rebuilding ex-British Railways lines, with several centres based on former colliery railways. One such line is the Foxfield Railway in Staffordshire which includes the imposing 1-in-19 climb from Dilhorne Park Colliery for demonstration freights. Robert Heath 0-4-0ST No. 6 works hard as it starts the climb with a set of empty coal wagons in July 2006. Mike Wild.**



# STAFF PROJECTS

## Revitalised

Following major surgery to the baseboards for the office 'N' gauge test track, **MIKE WILD** updates progress on the rolling stock and scenic area of the layout.

**T**HE REBUILDING of our 'N' gauge test track to create something much more interesting and entertaining has been refreshing. The original layout, while looking good, had lost its appeal, but with all the work last month to modify the baseboard frames and install the gradients (HM95) it has been nice to sit back and enjoy multiple train operations on the main line section.

However, the task of completing the layout for its planned debut at the Warley National Model Railway Exhibition in November is still some way off and there is a huge list of items to be completed before it can venture out on show including installing point motors, wiring up the remaining diamond crossings, modifying

THE DETAILS	
<b>Name:</b>	Barrenthorpe
<b>Scale:</b>	'N'
<b>Size:</b>	8ft 3in x 3ft 4in
<b>Track:</b>	Peco code 55 (scenic section) Peco code 80 (fiddle yard)
<b>Control:</b>	DCC, Gaugemaster Prodigy/analogue
<b>Period:</b>	BR 1950s/1960s, Midland/Eastern Region

trackwork in the depot and more.

The main line on the front of the layout has been totally relaid and now features a four track main line which diverges into two separate double track routes. One remains level while the other takes a 1-in-30 gradient to allow it to cross over the lower level lines. This has required total removal of the original track arrangement and ballasting while being careful to maintain

the depot track in its original configuration for the time being.

Having completed the track and returned the layout from the workshop to its normal position in the office the first and most important task was proper installation of the under-board wiring. For the initial testing phase the electrics resembled a bird's nest more than a model railway with lengthy wires from all connections

to allow testing to take place with a rudimentary setup. That needed to be corrected so we began by making the cross board connections and then providing a main input for the controller feeds to each track. Ultimately a power district module will be installed here to stop short circuits halting operations on the whole layout. The main power connection also allows for the option of powering the outer and inner circuits with analogue control simply by switching out the plugs and we'll need to plan carefully for this when it comes to installing power districts as, because it is a test track, it has to retain analogue control too.

Next the frog control boards for the first two diamond crossings were mounted correctly, the wires



The scenic section of Barrenthorpe is totally different to the original layout with two double track main lines converging on a busy junction. A Stanier 'Duchess' crosses over as a '9F' runs into the goods loop. In the opposite direction a 'WD' 2-8-0 leads an engineers' train while empty stock Class 108s wait in the loop.



The *Hornby Magazine* team is always busy behind the scenes. This is what they've been up to.



#### MIKE WILD

Barrenthorpe's rebuild has been going through the testing phase while locomotives have been recommissioned too. There's lots going on the back ground too...



#### MARK CHIVERS

In a change from Scottish Region modelling Mark has been working on weathering some of his roster of Southern Region Class 33s and 73s in 'OO' gauge.




Above: Removal of the original track formation was carried with a simple but brutal tool – a chisel. Worked carefully it allowed the track to be lifted and the ballast and scenic material to be removed completely and quickly.



Above: On returning to the office the temporary underboard wiring was a mess! That was the first job to set right...

Right: To allow independent control of the four tracks the input connectors are split into four pairs which can be unplugged and replaced with feeds from analogue controllers as required.




cut to length and refitted and heatshrink tubing added over the bare wire connections from the points above. By this stage the wiring was starting to look much smarter and a handful of cable ties made short work of tidying things up too. Three areas currently remain to be tackled on the wiring front – the depot, yard lights and – last but not least – the point motor circuits.

It hasn't all been about wiring though. A substantial amount of time has been invested in adding decoders to the locomotive fleet, making good use of Gaugemaster's DCC28 6-pin decoders which have proved to offer excellent

motor control. These have been installed in a mixture of steam and diesel locomotives.

Like our 'OO' gauge fleets, the 'N' gauge roster uses the last four digits of a locomotive number for the address, which works well in most cases. However, where it doesn't is with the Class 108 DMUs and we seem to have a lot of them! After much deliberation we finally came up with a logical numbering sequence for them – the two-car unit is now address 1082, the three-car unit is 1083 and the pair of two-car units which operate permanently in multiple is address 1084.

Below: Decoder installations have moved forward and a number of locomotives have been brought back into service including the Class 47 in the foreground which now has new bogies.



Above: The main power feeds were arranged neatly and held together with cable ties. Plug in connector blocks make the join between the two baseboards.

Technically this should work well!

As much of the stock hasn't been used in earnest for a while a programme of cleaning has been started working through each locomotive in turn. A couple of locomotives have also been sidelined for repairs including a 'Black Five' which needs new traction tyres and a '4MT' which needs a thorough chassis clean to bring it back into service. We've also had chance to try out a few more locomotives on the inclines too and it is still surprising how well the tender drive locomotives cope with the gradients.

As April continues we've

begun planning out the next big installation for this layout – the point motors – with the plan being to install solenoid motors on the fiddle yard plus a mimic diagram with LED lighting to show which routes are set. On the front of the layout DCC Concept Cobalt motors and accessory decoders will be used, particularly to control the main feature – the double junction.

As always it's a busy place in the *Hornby Magazine* office, but we're really enjoying breathing new life into Barrenthorpe while also looking forward to putting it on show for the first time later this year. [HOM](http://www.hornby.com)

#### BARRENTHORPE IS SUPPORTED BY...



[www.gaugemaster.com](http://www.gaugemaster.com)



DCCconcepts Pty Ltd, 3/13 Lionel Street, Naval Base, WA 6165 Australia

[www.dccconcepts.com](http://www.dccconcepts.com)



[www.bachmann.co.uk](http://www.bachmann.co.uk)



# SHOW GUIDE

Welcome to the *Hornby Magazine* Show Guide – your guide to the exhibitions that are taking place throughout the country every weekend. This listing is a guide to events planned by model railway clubs and societies, and is updated each issue. Entries marked in blue are new shows to the listing. We recommend checking the society website or using the contact details provided to check a show or event is on before travelling. All information is provided in good faith, and *Hornby Magazine* cannot be held responsible for any changes that may take place following publication. For more show dates visit [www.hornbymagazine.com](http://www.hornbymagazine.com)

## MAY

### 16 ANGMERING CHARITY MODEL RAILWAY SHOW

**Hosts:** N Gauge Society, West Sussex Area Group  
**Location:** St Margaret's Church, Arundel Road, Angmering, West Sussex BN16 4JS  
**Times:** 10am-5pm  
**Prices:** Adults £4, concessions £3, children £2, family (2+2) £10  
**Website:** [www.wsng.co.uk](http://www.wsng.co.uk)  
**Contact:** 01403 734190  
**Features:** 10 layouts, trade support, refreshments, parking and disabled access.

### 16 BLOXWICH (ST JOHN'S) MODEL RAILWAY EXHIBITION

**Hosts:** Bloxwich (St John's) Model Railway Club  
**Location:** St John's Methodist Church, Victoria Avenue, Bloxwich, Walsall WS3 3HS  
**Times:** 10am-4pm  
**Prices:** Adults £4, concessions £3, children £1.50  
**Contact:** 01922 475557  
**Features:** 15 layouts, trade support, demonstrations, refreshments, parking and disabled access.

### 16 BRAMBLETON MODEL RAILWAY CLUB OPEN DAY

**Hosts:** Brambleton Model Railway Club  
**Location:** Highfield Oval, Ambrose Lane, Harpenden, Hertfordshire  
**Times:** 2pm-5.30pm  
**Prices:** Adults £2, concessions £1.50, children £1.50  
**Website:** [www.brambleton.co.uk](http://www.brambleton.co.uk)  
**Contact:** 01763 261250  
**Features:** Outdoor layout in operation, live steam, refreshments and parking.

### 16 BURGESS HILL MODEL RAILWAY CLUB EXHIBITION

**Hosts:** Burgess Hill Model Railway Club  
**Location:** Burgess Hill School for Girls, Keymer Road, Burgess Hill RH15 0EG  
**Times:** 10am-5pm  
**Prices:** Adults £5, children £3, family (2+2) £13  
**Website:** [www.burgesshillmrc.org.uk](http://www.burgesshillmrc.org.uk)  
**Contact:** 01444 455215  
**Features:** 12 layouts, trade support, demonstrations, societies, refreshments, parking, disabled access.

### 16 ELY MODEL RAILWAY EXHIBITION

**Hosts:** Ely and District Model Railway Club  
**Location:** City of Ely Community College, Downham Road, Ely CB6 2SH  
**Times:** 10am-4.30pm  
**Prices:** Adults £5, concessions £4, children £3  
**Website:** [www.elymrc.org.uk](http://www.elymrc.org.uk)  
**Contact:** 01480 454857  
**Features:** Layouts, trade support, demonstrations, societies, refreshments, parking and disabled access.

### 16 HADLEIGH MODEL RAILWAY EXHIBITION

**Hosts:** Hadleigh Methodist Church  
**Location:** Hadleigh Methodist Church, Chapel Lane, Benfleet, Essex SS7 2PQ  
**Times:** 10am-4pm  
**Prices:** Adults £3, children £1.50  
**Contact:** 07796 657927  
**Features:** Eight layouts, trade support and refreshments.

### 16 LUTTERWORTH MODEL RAILWAY EXHIBITION

**Hosts:** Lutterworth Railway Society  
**Location:** Lutterworth Sports Centre, Coventry Road, Lutterworth, Leicestershire LE17 4RB  
**Times:** 10am-4.30pm  
**Prices:** Adults £5, children £2, family £9  
**Contact:** 01788 310354  
**Features:** Layouts, trade support, refreshments, parking and disabled access.

### 16 MIRFIELD MODEL RAILWAY EXHIBITION

**Hosts:** Mirfield Team Parish Music Guild  
**Location:** St Mary's Community Centre, Church Lane, Mirfield, West Yorkshire WF14 9HU  
**Times:** 10am-4pm  
**Prices:** Adults £3.50, children £2  
**Contact:** 01924 495929  
**Features:** 20 layouts, trade support, refreshments, parking.

### 16 SWING - FELPHAM MODEL RAILWAY EXHIBITION

**Hosts:** Southdowns Group of the 7mm Narrow Gauge Association  
**Location:** Felpham Community College, Felpham, Bognor Regis PO22 8EL  
**Times:** 10am-4.30pm  
**Prices:** Adults £4.50, children free  
**Website:** [www.swing.model-railway.org.uk](http://www.swing.model-railway.org.uk)  
**Contact:** 07970 556651  
**Features:** 18 layouts, trade support, demonstrations, societies, refreshments, parking, disabled access.

### 16/17 EXPO EM 2015 - BRACKNELL

**Hosts:** EM Gauge Society  
**Location:** Bracknell Leisure Centre, Bagshot Road, Bracknell, Berkshire RG12 9SE  
**Times:** Sat 10.30am-5.30pm, Sun 10am-4.30pm  
**Prices:** Adults £8, members £6, children £2, family £16  
**Website:** [www.emgs.org](http://www.emgs.org)  
**Features:** Layouts, trade support, societies, lectures, refreshments, parking and disabled access.

### 16/17 FOUR MARKS MODEL RAILWAY EXHIBITION

**Hosts:** Four Marks Scout Group  
**Location:** Four Marks Village Hall, Lymington Bottom, Four Marks, Alton, Hampshire GU34 5AA  
**Times:** Sat 10am-5pm, Sun 10am-4pm  
**Prices:** Adults £4, concessions £3.50, children £2, family £10  
**Contact:** 01420 563853  
**Features:** Layouts, trade support, demos, refreshments.

### 16/17 KYLE MODEL RAILWAY CLUB EXHIBITION

**Hosts:** Kyle Model Railway Club  
**Location:** Auchenharvie Academy, Stevenston KA20 3JW  
**Times:** Sat 10am-5pm, Sun 10am-4pm  
**Prices:** Adults £4, concessions £3, children £3, family (2+2) £11  
**Contact:** 01290 423925  
**Features:** 21 layouts, trade support, refreshments, parking and disabled access.

### 16/17 MIDDLESBROUGH MODEL RAILWAY EXHIBITION

**Hosts:** Middlesbrough Model Railway Club  
**Location:** Newport Settlement Community Centre, Union Street, Middlesbrough, TS1 5NQ  
**Times:** Sat 10am-5pm, Sun 10am-4pm  
**Prices:** Adults £5, concessions £4, accompanied children £3  
**Website:** [www.mboromrc.com](http://www.mboromrc.com)  
**Contact:** 01642 802892  
**Features:** 10 layouts, trade support, refreshments, parking and disabled access.

### 16/17 MRX MANCHESTER

**Hosts:** Lancashire and Yorkshire DCC  
**Location:** Museum of Transport, Boyle Street, Manchester M8 8UW  
**Times:** Sat 10am-5pm, Sun 10am-5pm  
**Prices:** Adults £6, concessions £5, accompanied children free  
**Website:** [www.lydcc.org.uk](http://www.lydcc.org.uk)  
**Contact:** 07561 179117  
**Features:** 20 layouts, trade support, demonstrations, DCC seminars and refreshments. Free bus link between Manchester Victoria railway station and venue.

### 16/17 SCUNTHORPE MODERN IMAGE GROUP EXHIBITION

**Hosts:** Scunthorpe Modern Image Group  
**Location:** St Paul's Church Hall, Ashby High Street, Ashby, Scunthorpe DN16 2JR  
**Times:** Sat 10am-5pm, Sun 10am-4pm  
**Prices:** Adults £3, concessions £3, children £2, family £8  
**Contact:** 07548 523179  
**Features:** Eight layouts, trade support and demonstrations.

### 17 CHICHESTER STEAM ON SUNDAY OPEN AFTERNOON

**Hosts:** Chichester and District Society of Model Engineers  
**Location:** Blackberry Lane, off Bognor Road, Chichester, West Sussex PO19 7FS  
**Times:** 2pm-5pm  
**Prices:** Admission to site FREE, train tickets £1 each  
**Website:** [www.cdsme.co.uk](http://www.cdsme.co.uk)  
**Contact:** 07954 051594  
**Features:** Train rides, model railway layout and refreshments.

### 22/23 FIRST BANGOR MRC MODEL RAILWAY AND HOBBIES EXHIBITION

**Hosts:** First Bangor Model Railway Club  
**Location:** First Bangor Presbyterian Church Halls, Main Street, Bangor, Co. Down, Northern Ireland BT20 4AG  
**Times:** Fri 7pm-9.30pm, Sat 10am-5pm  
**Prices:** Adults £5, concessions £3, children £2, family (2+2) £10  
**Website:** [www.firstbangormrc.co.uk](http://www.firstbangormrc.co.uk)  
**Contact:** 02891 467891  
**Features:** Layouts, trade support and refreshments.

### 23 BRIDLINGTON MODEL RAILWAY EXHIBITION

**Hosts:** Bridlington (Area) Railway Modellers and Train Enthusiasts Society  
**Location:** Christ Church Hall, Quay Road, Bridlington YO15 2AP  
**Times:** 10am-4pm  
**Prices:** Adults £3, concessions £2.50, children £2  
**Website:** [www.bridmodelrail.org.uk](http://www.bridmodelrail.org.uk)  
**Contact:** 01262 603309  
**Features:** 12 layouts and trade support.

### 23 GRAVESEND MODEL RAILWAY EXHIBITION

**Hosts:** Mid Kent Model Railway Group  
**Location:** Riverview Junior School, Cimba Wood, Gravesend, Kent DA12 4SD  
**Times:** 10am-4.30pm  
**Prices:** Adults £3.50, children £1.50, family £9  
**Contact:** 07595 255150  
**Features:** 15 layouts, trade support, refreshments and parking.

### 23/24 HAYLE MRC AND DUCHY RAILROADERS MODEL RAILWAY EXHIBITION

**Hosts:** Hayle Model Railway Club and Duchy Railroaders  
**Location:** Hayle Day Care Centre, Commercial Road, Hayle, Cornwall TR27 4DE  
**Times:** Sat 10am-5pm, Sun 10am-4pm  
**Prices:** Adults £4, concessions £2, children under ten free, family (2+2) £9  
**Contact:** 01209 712261  
**Features:** Ten layouts, trade support, refreshments, parking and disabled access.

### 23/24 NEW FOREST MODEL RAILWAY SOCIETY EXHIBITION

**Hosts:** New Forest Model Railway Society  
**Location:** Brockenhurst Village Hall, Highwood Road, Brockenhurst, Hampshire SO42 7RY  
**Times:** Sat 10am-5pm, Sun 10am-4.30pm  
**Prices:** Adults £4, children £2.50, family (2+2) £10.50



**Website:** [www.nfmrs.co.uk](http://www.nfmrs.co.uk)  
**Contact:** 01425 673668  
**Features:** Layouts, trade support, displays, refreshments and parking.

**23/24 RAILEX 2015**  
**Hosts:** Risborough and District Model Railway Club  
**Location:** Stoke Mandeville Stadium, Stadium Approach, Aylesbury, Buckinghamshire HP21 9PP  
**Times:** Sat 10.30am-5.30pm, Sun 10am-5pm  
**Prices:** Adults £8, children £5  
**Website:** [www.railex.org.uk](http://www.railex.org.uk)  
**Contact:** 01296 437475  
**Features:** 16 layouts, trade support, demonstrations, refreshments, parking and disabled access. Regular free vintage bus service operating between Aylesbury railway station and venue. Up to two accompanied children admitted free on Sunday only.

**24 BIDEFORD CHARITY MODEL RAILWAY SHOW**  
**Hosts:** Shady Lane Models and Osborns Models  
**Location:** Bideford Pannier Market, Bideford, North Devon EX39 2DL  
**Times:** 10am-4pm  
**Prices:** Adults £3, parent + one child £3.50, family £7  
**Contact:** 01237 423453  
**Features:** 20 layouts, trade support, refreshments, parking and disabled access.

**30 BENFLEET MODEL RAILWAY EXHIBITION**  
**Hosts:** St Mary's (Benfleet) Model Railway Club  
**Location:** St Mary's Church Hall, 376 High Road, Benfleet SS7 5HL  
**Times:** 10am-4pm  
**Prices:** Adults £3, accompanied children free  
**Contact:** 01277 225206  
**Features:** Six layouts, trade support and refreshments.

**30 HILLINGDON RAILWAY MODELLERS TEST TRACK OPEN DAY**  
**Hosts:** Hillingdon Railway Modellers  
**Location:** Yiewsley Baptist Church Hall, 74 Colham Avenue, Yiewsley, Hillingdon, London UB7 8HF  
**Times:** 10am-4pm  
**Prices:** Adults £4  
**Website:** [www.hillingdonrailwaymodellers.co.uk](http://www.hillingdonrailwaymodellers.co.uk)  
**Contact:** 020 8368 4090  
**Features:** Two large club test tracks in 'O' and 'OO'; club sales and refreshments.

**30 ST MARGARET'S HOSPICE MODEL RAILWAY EXHIBITION**  
**Hosts:** Burnham and District Model Railway Club  
**Location:** St Margaret's Hospice, Heron Drive, Bishops Hull, Taunton, Somerset TA1 5HA  
**Times:** 10am-5pm  
**Prices:** Adults £3, concessions £2.50, children £2.50, family (2+2) £9.50  
**Contact:** 01823 270882  
**Features:** Layouts and refreshments.

**30/31 BLACKBURN CHARITY MODEL RAILWAY EXHIBITION**  
**Hosts:** East Lancashire Model Railway (Charitable) Organisation  
**Location:** Mill Hill Community Centre, New Chapel Street, Blackburn, Lancashire BB2 4DT  
**Times:** Sat 10am-5pm, Sun 10am-4pm  
**Prices:** Adults £4, concessions £2, children £2, family £10  
**Website:** [www.elmro.org](http://www.elmro.org)  
**Contact:** 07585 762627  
**Features:** Layouts and trade support.

**30/31 DEMU SHOWCASE 2015**  
**Hosts:** Diesel and Electric Modellers United  
**Location:** Burton upon Trent Town Hall, King Edward Place, Burton upon Trent DE14 2EB  
**Times:** Sat 10am-5pm, Sun 10am-4pm  
**Prices:** TBC  
**Website:** [www.demu.org.uk/showcase](http://www.demu.org.uk/showcase)  
**Features:** 15+ layouts, trade support, demonstrations, refreshments, parking and disabled access. To celebrate the 21<sup>st</sup> anniversary of DEMU, this two-centre event is also being held at the National Brewery Centre in Burton upon Trent with free shuttle bus link between venues.

**30/31 EXETER MODEL RAILWAY EXHIBITION**  
**Hosts:** Exe Model Railway Society  
**Location:** Matford Centre, Matford Road, Marsh Barton, Exeter, Devon EX2 8FD  
**Times:** Sat 10am-5pm, Sun 10am-4pm  
**Prices:** Adults £6.50, concessions £5.50, accompanied children free.

**Website:** [www.exemrs.co.uk](http://www.exemrs.co.uk)  
**Contact:** 01392 421906  
**Features:** Layouts, trade support, demonstrations, refreshments, parking and disabled access.

**30/31 NEWBIGGIN MODEL RAILWAY EXHIBITION**  
**Hosts:** Newbiggin Maritime Centre  
**Location:** Newbiggin Maritime Centre, Church Point, Newbiggin by the Sea, Northumberland NE64 6DB  
**Times:** Sat 10am-4pm, Sun 10am-4pm  
**Prices:** Adults £3, children £1  
**Contact:** 01670 811951  
**Features:** Layouts, trade support, demonstrations, refreshments, parking and disabled access.

**31 BRIDPORT AND DISTRICT MRC OPEN DAY**  
**Hosts:** Bridport and District Model Railway Club  
**Location:** Askerswell Village Hall, Askerswell, Dorset DT2 9EW  
**Times:** 11am-3pm  
**Prices:** Free  
**Contact:** [douglas.beazer@btopenworld.com](mailto:douglas.beazer@btopenworld.com)  
**Features:** Members' layouts, test track, refreshments, parking and disabled access.

## JUNE

**6 FELIXSTOWE 'N' GAUGE MODEL RAILWAY SHOW**  
**Hosts:** Felixstowe Area 'N' Gauge Group  
**Location:** Methodist Church, Orwell Road, Felixstowe IP11 7AN  
**Times:** 10am-4.30pm  
**Prices:** Adults £3, accompanied children free  
**Website:** [www.felixstowengauge.org.uk](http://www.felixstowengauge.org.uk)  
**Contact:** 01394 277211  
**Features:** Layouts, trade support and refreshments.

**6 HULL 'MINI' SUMMER MODEL RAILWAY SHOW**  
**Hosts:** Hull Miniature Railway Society  
**Location:** Walton Street Leisure Centre, Walton Street, Hull HU3 6JB  
**Times:** 10.30am-4.30pm  
**Prices:** Adults £2, children £1  
**Website:** [www.hullmrs.org](http://www.hullmrs.org)  
**Features:** 10 layouts, trade support, demonstrations and refreshments.

**6 KETTERING MODEL RAILWAY EXHIBITION**  
**Hosts:** Kettering and District Model Railway Society  
**Location:** Wrenn Spinney School, Westover Road, Kettering, Northamptonshire NN15 7LB  
**Times:** 10am-4.30pm  
**Prices:** Adults £3, concessions £2, children £1  
**Contact:** 07880 033612  
**Features:** Layouts, trade support, outdoor train rides (weather permitting), refreshments and disabled access.

**6 THAMES VALLEY MODEL RAIL EXPO**  
**Hosts:** Marlow, Maidenhead and District Model Railway Club  
**Location:** Knowl Hill Village Hall, The Terrace, Knowl Hill, Berkshire RG10 9XB  
**Times:** 10am-5pm  
**Prices:** TBC  
**Contact:** 07919 533550  
**Features:** Layouts, trade support, demonstrations and societies.

**6 WREC-RAIL 2015**  
**Hosts:** Wrec-rail  
**Location:** St Nicholas Church Hall, Rectory Lane, Little Bowden, Market Harborough, LE16 8AS  
**Times:** 10am-4pm  
**Prices:** Adults £3, children free  
**Contact:** [Rcoleman@btinternet.com](mailto:Rcoleman@btinternet.com)  
**Features:** Diesel and electric era layouts, trade support, demonstrations, refreshments, parking and disabled access.

**6/7 PEAK MODEL RAILWAY EXHIBITION**  
**Hosts:** Chesterfield Railway Modellers  
**Location:** Agricultural Business Centre, Bakewell, Derbyshire DE45 1AH  
**Times:** Sat 10am-5pm, Sun 10am-5pm  
**Prices:** Adults £5, concessions £4, family £12  
**Website:** [www.chesterfieldrailwaymodellers.co.uk](http://www.chesterfieldrailwaymodellers.co.uk)  
**Contact:** 01246 271099  
**Features:** 14 layouts, trade support, parking and disabled access.

**6/7 SHILDON MRC MODEL RAILWAY EXHIBITION**  
**Hosts:** Shildon Model Railway Club  
**Location:** Locomotion, the National Railway Museum at Shildon, Co. Durham DL4 2RE  
**Times:** Sat 10am-5pm, Sun 10am-5pm  
**Prices:** Free  
**Website:** [www.shildonmrc.com](http://www.shildonmrc.com)  
**Features:** 20 layouts, trade support, displays, refreshments, parking and disabled access.

**6/7 TAUNTON MODEL RAILWAY GROUP - OPEN DAYS**  
**Hosts:** Taunton Model Railway Group.  
**Location:** Platform One, Bishops Lydeard Station, West Somerset Railway TA4 3RU  
**Times:** Sat 10.30am-4.30pm, Sun 10.30am-4.30pm  
**Prices:** Adults £1.50, children 75p  
**Website:** [www.bathgreenpark.co.uk](http://www.bathgreenpark.co.uk)  
**Contact:** 01984 639509  
**Features:** Tamerig and Bath Green Park layouts in operation.

**7 MODEL TRAINS IN PETERSFIELD OPEN DAY**  
**Hosts:** Liphook and District MRC  
**Location:** St Peter's Hall, St Peter's Road, Petersfield, Hampshire GU32 3HX  
**Times:** 10am-4pm  
**Prices:** Adults £1, accompanied children free  
**Website:** [www.millandvalleyrailway.co.uk](http://www.millandvalleyrailway.co.uk)  
**Contact:** 01428 741551  
**Features:** Members' layouts, displays, demonstrations, refreshments and disabled access.

**7 SUDBURY HOBBIES DAY**  
**Hosts:** Sudbury Model Railway Club  
**Location:** St Peter's Church, Market Hill, Sudbury, Suffolk CO10 2EA  
**Times:** 10.30am-3.30pm  
**Prices:** Free entry  
**Website:** [www.sudburymrc.org.uk](http://www.sudburymrc.org.uk)  
**Contact:** 01787 371758  
**Features:** Layouts, Meccano, model boats, demonstrations, societies and refreshments.

**13 ALRESFORD FESTIVAL OF TOY TRAINS**  
**Hosts:** Bob Leggett  
**Location:** Perins Community School, Pound Hill, Alresford, Hampshire SO24 9BS  
**Times:** 10.30am-4.30pm  
**Prices:** Adults £5, children £3, family £14  
**Website:** [www.alresford-toy-trains.org.uk](http://www.alresford-toy-trains.org.uk)  
**Contact:** 01962 733475  
**Features:** 20 layouts, trade support and refreshments.

**13 PATCHAM (BRIGHTON) MODEL RAILWAY EXHIBITION**  
**Hosts:** Patcham Methodist Church  
**Location:** Patcham Methodist Church, Ladies Mile Road, Patcham, Brighton BN1 8QE  
**Times:** 10am-4.30pm  
**Prices:** Adults £3, concessions £2, children £2  
**Contact:** 01273 230088  
**Features:** 13 layouts, trade support, societies, displays, parking and refreshments.

**13 CAMPSEA ASHE CHARITY MODEL RAILWAY EXHIBITION**  
**Hosts:** Station House Community Connections  
**Location:** Clarke and Simpson Auction Centre, Campsea Ashe, Nr Wickham Market, Suffolk IP13 0PS  
**Times:** 10am-5pm  
**Prices:** Adults £4.50, children £2, family £12  
**Website:** [www.stationhousecampseaa Ashe.co.uk](http://www.stationhousecampseaa Ashe.co.uk)  
**Contact:** 01728 746847  
**Features:** Layouts, trade support, societies, demonstrations, railwayana auction, parking, refreshments and disabled access.

**13 7MM NARROW GAUGE ASSOCIATION EXHIBITION**  
**Hosts:** 7mm Narrow Gauge Association  
**Location:** Burton upon Trent Town Hall, King Edward Place, Burton upon Trent DE14 2EB  
**Times:** 10.30am-4.30pm  
**Prices:** Adults £5, partners and children free  
**Website:** [www.7mmnga.org.uk](http://www.7mmnga.org.uk)  
**Contact:** 01332 518109  
**Features:** 15 layouts, trade support, demonstrations, societies and refreshments.

**13/14 CHATHAM SHOW**  
**Hosts:** Chatham and District Model Railway Club  
**Location:** Medway Park Leisure Centre, Mill Road, Gillingham, Kent ME7 1HF



# SHOW GUIDE

**Times:** Sat 10am-5pm, Sun 10am-4pm  
**Prices:** Adults £7, accompanied children free  
**Website:** [www.chathamshow.co.uk](http://www.chathamshow.co.uk)  
**Contact:** 07552 777718  
**Features:** 30 layouts, trade support, refreshments and parking.

**13/14 SHEPTON AND DISTRICT MODEL RAILWAY SOCIETY EXHIBITION**  
**Hosts:** Shepton and District Model Railway Society  
**Location:** Douling Village Hall, Nr Shepton Mallet, Somerset BA4 4PL  
**Times:** Sat 10.30am-4.30pm, Sun 10am-4pm  
**Prices:** Adults £4, children 12-16 £2, accompanied children under 12 free  
**Contact:** 01761 232950  
**Features:** Layouts, trade support, societies, refreshments, parking and disabled access.

**13/14 SUMMERLEE MUSEUM MODEL RAILWAY EXHIBITION**  
**Hosts:** Summerlee Museum  
**Location:** Summerlee Museum, Coatbridge, North Lanarkshire ML5 1QD  
**Times:** Sat 10am-5pm, Sun 10am-5pm  
**Prices:** Donation to keep steam vehicles on the road  
**Contact:** 01389 380725  
**Features:** Layouts, museum exhibits, refreshments and parking.

**14 MID DEVON MODEL RAILWAY EXHIBITION**  
**Hosts:** Tiverton Pannier Market  
**Location:** Tiverton Pannier Market, Market Square, Tiverton EX16 6NH  
**Times:** 10am-3pm  
**Prices:** Free entry  
**Contact:** 01884 243351  
**Features:** Layouts, trade support, refreshments, parking and disabled access.

**18 SOUTHWARK MODEL RAILWAY CLUB OPEN EVENING**  
**Hosts:** Southwark Model Railway Club  
**Location:** St Phillip and St Mark's Church Hall, Avondale Square, Bermondsey, London SE1 5PD  
**Times:** 7pm  
**Website:** [southwarkmrc.wordpress.com](http://southwarkmrc.wordpress.com)  
**Contact:** 020 7732 9675  
**Features:** Club layouts on display including Crystal Palace High Level, Hawkhurst and St Mellion.

## DON'T MISS...

**19-21 THE MODEL EVENT 2015**  
**Hosts:** Great Central Railway  
**Location:** Quorn and Woodhouse Station (main venue), Woodhouse Road, Quorn, Leicestershire LE12 8AG  
**Times:** Fri 10am-5pm, Sat 10am-5pm, Sun 10am-4pm  
**Prices:** One day tickets: Adult £15, concession £13, children £9, family (2+3) £34. Other ticket options available including two day and three day tickets.  
**Website:** [www.gcrailway.co.uk](http://www.gcrailway.co.uk)  
**Features:** Layouts, trade support, displays, demonstrations, locomotive and carriage shed tours, railwayana, refreshments and parking. Sponsored by *Hornby Magazine* and featuring Twelve Trees Junction's only planned outing for 2015. All inclusive ticket covers unlimited travel on the heritage railway all day between exhibition sites. The sole surviving LMS Ivatt '4MT' 2-6-0 43106 is confirmed as a guest engine for the event.

**20 EXPO 2MM**  
**Hosts:** 2mm Scale Association  
**Location:** Chelford Village Hall, Knutsford Road, Chelford, Cheshire SK11 9AS  
**Times:** 10am-4pm  
**Prices:** Admission £5  
**Website:** [www.2mm.org.uk](http://www.2mm.org.uk)  
**Features:** 2mm finescale layouts, trade support, demonstrations and refreshments.

**20 GLOUCESTER MODEL RAILWAY SHOW**  
**Hosts:** Hucclecote Methodist Church  
**Location:** Hucclecote Methodist Church, Carrisbrooke Road, Hucclecote, Gloucestershire GL3 3QP  
**Times:** 10am-5pm

**Prices:** Adults £3, concessions £1.50, children £1.50  
**Contact:** 01452 770 447  
**Features:** 12 layouts, trade support, refreshments, parking and disabled access.

**20 TVNAM 2015**  
**Hosts:** Trent Valley North American Modellers  
**Location:** Armitage with Handsacre Village Hall, Shropshire Brook Road, Armitage, Staffordshire WS15 4UZ  
**Times:** 10am-4pm  
**Prices:** Admission £5  
**Website:** [www.tvnam.co.uk](http://www.tvnam.co.uk)  
**Contact:** 07850 017222  
**Features:** 12 North American-themed layouts, trade support, refreshments and parking.

**20 WELSH N GAUGE SHOW**  
**Hosts:** North Wales N Gauge Group  
**Location:** St Mary's and St John's Church Halls, Rosehill Street, Conwy, LL32 8LD  
**Times:** 10am-4pm  
**Prices:** Adults £4, concessions £3, accompanied children free  
**Contact:** 01492 572633  
**Features:** 14 'N' gauge layouts, trade support, refreshments and disabled access.

**20/21 GAINSBOROUGH MODEL RAILWAY SOCIETY - OPEN DAYS**  
**Hosts:** Gainsborough Model Railway Society  
**Location:** Florence Terrace, Gainsborough, Lincolnshire DN21 1BE  
**Times:** Sat 1.30pm-6pm, Sun 1.30pm-6pm  
**Prices:** Adults £4, concessions £3, children £3, family (2+2) £10  
**Website:** [www.gainsboroughmodelrailway.co.uk](http://www.gainsboroughmodelrailway.co.uk)  
**Contact:** 01427 615871  
**Features:** Showcasing the LNER in the heyday of steam, featuring dozens of 'O' gauge trains on the club's extensive East Coast layout.

**21 CHICHESTER STEAM ON SUNDAY OPEN AFTERNOON**  
**Hosts:** Chichester and District Society of Model Engineers  
**Location:** Blackberry Lane, off Bognor Road, Chichester, West Sussex PO19 7FS  
**Times:** 2pm-5pm  
**Prices:** Admission to site FREE, train tickets £1 each  
**Website:** [www.cdsme.co.uk](http://www.cdsme.co.uk)  
**Contact:** 07954 051594  
**Features:** Train rides, model railway layout, refreshments.

**21 WALLINGFORD MODEL RAILWAY EXHIBITION**  
**Hosts:** Dakota Dibben  
**Location:** St John's Primary School, St John's Road, Wallingford, Oxfordshire OX11 9AG  
**Times:** 10am-4.30pm  
**Prices:** Adults £4, children £1.50, family £10  
**Contact:** 07595 255150  
**Features:** 15 layouts, trade support and refreshments.

**27 ENFIELD TOWN MODEL RAILWAY EXHIBITION**  
**Hosts:** Enfield Town Model Railway Club  
**Location:** St Paul's Centre, Church Street, Enfield Town EN2 6PR  
**Times:** 10.30am-5pm  
**Prices:** Admission £3, accompanied children free  
**Contact:** 01992 639361  
**Features:** Layouts, trade support and refreshments.

**27 MINSTEAD MODEL RAILWAY EXHIBITION**  
**Hosts:** AAR Models  
**Location:** Minstead Village Hall, Minstead, Nr Lyndhurst, Southampton, Hampshire SO43 7FX  
**Times:** 10am-4.30pm  
**Prices:** Adults £4, concessions £3, children £3, family (2+2) £11  
**Contact:** 02380 332609  
**Features:** 12 layouts, trade support, refreshments, parking and disabled access.

**27 PLYMOUTH MODEL RAILWAY EXHIBITION**  
**Hosts:** Plymouth and District Model Railway Club  
**Location:** Abbey Hall, Royal Parade, Plymouth, Devon PL1 2AD  
**Times:** 10am-4pm  
**Prices:** Adults £3, children £1.50, family (2+2) £8  
**Website:** [www.plymouthmrc.co.uk](http://www.plymouthmrc.co.uk)  
**Features:** Layouts, trade support, demonstrations, refreshments and disabled access.

**27/28 PERTH MODEL RAILWAY EXHIBITION**  
**Hosts:** Perth and District Model Railway Club  
**Location:** Dewars Centre, Glover Street, Perth PH2 0TH  
**Times:** Sat 10am-5.30pm, Sun 10am-5pm  
**Prices:** Adults £6, children £3, family (2+2) £15  
**Website:** [www.perthmrc.com](http://www.perthmrc.com)  
**Contact:** 07588 754959  
**Features:** 42 layouts, trade support, demonstrations, societies, seminars, refreshments and disabled access.

## JULY

**4 ALVECHURCH MODEL RAILWAY EXHIBITION**  
**Hosts:** St Lawrence Church  
**Location:** St Lawrence Church, Alvechurch, Birmingham B48 7SB  
**Times:** 10.30am-4pm  
**Prices:** Adults £2, children £1  
**Contact:** 0121 445 3569  
**Features:** 10 layouts, trade support, demos, refreshments.

**12 KEIGHLEY MODEL RAILWAY SMALL SCALES FESTIVAL**  
**Hosts:** Keighley Model Railway Club  
**Location:** Clubrooms, Knowle Mills, South Street, Keighley, West Yorkshire BD21 1SY  
**Times:** 10am-4.30pm  
**Prices:** Adults £2.50, children £2.50  
**Website:** [www.keighley-mrc.org.uk](http://www.keighley-mrc.org.uk)  
**Features:** 12 layouts, trade support, refreshments parking and disabled access.

**18 FRINTON-ON-SEA MODEL RAILWAY EXHIBITION**  
**Hosts:** Dakota Dibben  
**Location:** St Mary's Church Hall, Old Road, Frinton-on-Sea, Essex CO13 9BX  
**Times:** 10am-4.30pm  
**Prices:** Adults £3.50, children £1.50, family £9  
**Contact:** 07595 255150  
**Features:** 15 layouts, trade support and refreshments.

**19 GAINSBOROUGH MODEL RAILWAY SOCIETY - OPEN DAY**  
**Hosts:** Gainsborough Model Railway Society  
**Location:** Florence Terrace, Gainsborough, Lincolnshire DN21 1BE  
**Times:** 1.30pm-6pm  
**Prices:** Adults £4, concessions £3, children £3, family (2+2) £10  
**Website:** [www.gainsboroughmodelrailway.co.uk](http://www.gainsboroughmodelrailway.co.uk)  
**Contact:** 01427 615871  
**Features:** Showcasing the LNER in the heyday of steam, featuring dozens of 'O' gauge trains on the club's extensive East Coast layout.

## AUGUST

**1/2 TAUNTON MODEL RAILWAY GROUP - OPEN DAYS**  
**Hosts:** Taunton Model Railway Group  
**Location:** Platform One, Bishops Lydeard Station, West Somerset Railway TA4 3RU  
**Times:** Sat 10.30am-4.30pm, Sun 10.30am-4.30pm  
**Prices:** Adults £1.50, children 75p  
**Website:** [www.bathgreenpark.co.uk](http://www.bathgreenpark.co.uk)  
**Contact:** 01984 639509  
**Features:** Tamerig and Bath Green Park layouts in operation.

**2 DEAL MODEL RAILWAY EXHIBITION**  
**Hosts:** Dakota Dibben  
**Location:** Astor Theatre, Stanhope Road, Deal, Kent CT14 4AB  
**Times:** 10am-4.30pm  
**Prices:** Adults £4, children £1.50, family £10  
**Contact:** 07595 255150  
**Features:** 15 layouts, trade support and refreshments.

### PLANNING AN EXHIBITION?

● *Hornby Magazine's Show Guide* is a free listing which allows you to promote a forthcoming model railway show. Contact *Hornby Magazine* by calling 01780 755131 or e-mail: [hornbymagazine@keypublishing.com](mailto:hornbymagazine@keypublishing.com). Please ensure you include appropriate contact details for the public as we are unable to publish the listing without this.



# Selling your model railways?

Warwick and Warwick have an expanding requirement for early to modern collections of British and Foreign trains and train sets from large accumulations to items of individual value. Our customer base is increasing dramatically and we need an ever larger supply of quality material to keep pace with demand. The market has never been stronger and if you are considering the sale of your collection, now is the time to act.



**FREE VALUATIONS** - We will provide a free, professional valuation of your collection, without obligation on your part to proceed. Either we will make you a fair, binding private treaty offer, or we will recommend inclusion of your property in our next public auction.

**FREE TRANSPORTATION** - We can arrange insured transportation of your collection to our Warwick offices completely free of charge. If you decline our offer, we ask you to cover the return carriage costs only.

**FREE VISITS** - Visits by our valuers are possible anywhere in the country or abroad, usually within 48 hours, in order to value larger collections. Please phone for details.

**ADVISORY DAYS** - We are staging a series of advisory days and will be visiting the following towns within the next few weeks: Milton Keynes, Wisbech, Skegness, Kettering, Kings Lynn, Peterborough, Plymouth, Honiton, Exmouth, Exeter, Huntingdon, Hastings, Banbury, Lincoln, Boston, Poole, Lymington, Harlow and Rayleigh.

Please visit our website or telephone for further details.

**EXCELLENT PRICES** - Because of the strength of our customer base we are in a position to offer prices that we feel sure will exceed your expectations.

**ACT NOW** - Telephone or email Richard Beale today with details of your property.



*Get the experts on your side!*



## Warwick & Warwick

AUCTIONEERS AND VALUERS  
[www.warwickandwarwick.com](http://www.warwickandwarwick.com)

Warwick & Warwick Ltd., Chalon House, Scar Bank,  
Millers Road, Warwick CV34 5DB England

Tel: (01926) 499031 • Fax: (01926) 491906  
Email: [richard.beale@warwickandwarwick.com](mailto:richard.beale@warwickandwarwick.com)



# OCTOBER 10/11 2015

## THE GREAT ELECTRIC TRAIN SHOW

Sponsored by **HORNBY** magazine



### SAVE £s WHEN BOOKING ADVANCE

ADULT (Save £3\*) £9

CHILD (5-16 yrs) (Save £1\*) £7

**PLUS: GAIN 30MIN EARLY ENTRY**

Children under 16 must be accompanied by an adult at all times.

\*Savings against HMC on-the-day ticket prices.

Deadline for advance ticket orders 2 October 2015.

## HERITAGE MOTOR CENTRE, GAYDON, WARWICKSHIRE CV35 0BJ

**FEATURING:**  
**25+** WORKING LAYOUTS from the pages of *Hornby Magazine* including:

LEICESTER SOUTH GC.....	4MM
ACKTHORPE .....	OO
NORTH OF ENGLAND LINE.....	N
OAKENSHAW.....	OO
SHORTLEY BRIDGE.....	OO
WIDNES VINE YARD.....	OO
AISTHORPE.....	O
FISHERTON SARUM.....	OO
GAS LANE.....	OO
MANSTON AIRPORT.....	OO
REDFORD JUNCTION.....	3MM
RUMBLING BRIDGE.....	OO
STAMFORD EAST.....	OO
WHEAL ANNAH.....	N

**Practical demonstrations for hands on advice and inspiration**

**A wide selection of top quality traders and manufacturers**

Check website for full list of layouts, demonstrations and exhibitors

**FREE** Access to the Heritage Motor Centre.

**FREE** On-site parking.

**FREE** Courtesy bus from Leamington Spa railway station (Saturday only).

**ON THE DAY PRICES:** Adult: £12 • Concessions: £10 • Child (5-16 yrs): £8  
• Children under 5: FREE • Family (2 adults, 3 children): £34

**Visit:** [www.grealelectrictrainshow.com](http://www.grealelectrictrainshow.com)  
**Call:** 01780 480 404

**Advance Ticket Holders:** Express lanes in operation. Entry from 9.30am.

**Opening Times: Saturday October 10:** 10am to 5pm

**AND Sunday October 11:** 10am to 4pm.

Brought to you by



Supported by








Welcome to our project update feature, with the latest status of forthcoming releases from all major manufacturers projects. Use it to see what the progress of projects you are interested in. Use the web address in the "link" column to can be used to view products online, and to place preorders.

**0151 733 3655**  
**364-368 Smithdown Road**  
**Liverpool, L15 5AN**

Phone opening times: Mon to Thu 7am-9pm, Fri & Sat 8am-6pm, Sun 9am-5pm  
 Shop opening times: Mon to Sat 8am-6pm, Sun 10am-4pm


	Link	Price	Date announced	CAD done	In Tooling	Seen 1st EP	Decorated samples	In production	On Board Ship	Released
E4 Brighton tank	<a href="http://ehattons.com/e4">ehattons.com/e4</a>	£93.46	Mar 2013							
Modified Hall class	<a href="http://ehattons.com/mh">ehattons.com/mh</a>	£106.21-£114.71	Mar 2012							
Class 43 NBL Warship	<a href="http://ehattons.com/c43">ehattons.com/c43</a>	£118.96	Mar 2013							
Hawksworth Autocoaches	<a href="http://ehattons.com/hac">ehattons.com/hac</a>	£58.61	Mar 2013							
Wickham trolley car	<a href="http://ehattons.com/wtc">ehattons.com/wtc</a>	£67.96	Mar 2013							
Class 5MT	<a href="http://ehattons.com/5mt">ehattons.com/5mt</a>	£85 (EST)	Mar 2015							
LNWR Webb coal tank	<a href="http://ehattons.com/wct">ehattons.com/wct</a>	£102.00 (EST)	Sep 2014							

Birdcage coaches, Class 5P4F Stanier Mogul, Class 24/1, Class 90, J72, 6P, V2, 3F, J39, K3, 94xx, H2 Atlantic - view these projects at [www.ehattons.com/projectupdates](http://www.ehattons.com/projectupdates)


	Link	Price	Date announced	CAD done	In Tooling	Seen 1st EP	Decorated samples	In production	On Board Ship	Released
Class 73	<a href="http://ehattons.com/c73">ehattons.com/c73</a>	£105.00	Mar 2012							

GWR Railcar, Class 68, Class B4, IDA flat, Turbot - view these projects at [www.ehattons.com/projectupdates](http://www.ehattons.com/projectupdates)

	Link	Price	Date announced	CAD done	In Tooling	Seen 1st EP	Decorated samples	In production	On Board Ship	Released
J94	<a href="http://ehattons.com/j94">ehattons.com/j94</a>	£82.00	Aug 2014							
14xx	<a href="http://ehattons.com/14xx">ehattons.com/14xx</a>	£99.00	Sep 2014	Feb 2015	ETA May 2015					
Hatton's King	<a href="http://ehattons.com/king">ehattons.com/king</a>	£169.00- £179.00	Aug 2014	Nov 2014	ETA Apr 2015					


	Link	Price	Date announced	CAD done	In Tooling	Seen 1st EP	Decorated samples	In production	On Board Ship	Released
Class 05	<a href="http://ehattons.com/c05">ehattons.com/c05</a>	£100.00	Jun 2013							
Metropolitan Bo-Bo	<a href="http://ehattons.com/mbb">ehattons.com/mbb</a>	£107.00	May 2014							

Park Royal railbus, Class 05, Class O2/3, Class 1366 - view these projects at [www.ehattons.com/projectupdates](http://www.ehattons.com/projectupdates)

	Link	Price	Date announced	CAD done	In Tooling	Seen 1st EP	Decorated samples	In production	On Board Ship	Released
Class 9f Crosti-boiler	<a href="http://ehattons.com/9fcb">ehattons.com/9fcb</a>	£111.20	Dec 2013							
D16	<a href="http://ehattons.com/d16">ehattons.com/d16</a>	£101.90	Dec 2013							
Class 700	<a href="http://ehattons.com/c700">ehattons.com/c700</a>	£101.90	Dec 2013							
Class S15	<a href="http://ehattons.com/s15">ehattons.com/s15</a>	£124.99	Dec 2014							
Class J50	<a href="http://ehattons.com/j50">ehattons.com/j50</a>	£74.06	Dec 2014							
Hornby Adams Radial	<a href="http://ehattons.com/horar">ehattons.com/horar</a>	£111.10	Dec 2014							
King	<a href="http://ehattons.com/horking">ehattons.com/horking</a>	£148.14 - £179.99	Dec 2014							
Merchant Navy	<a href="http://ehattons.com/mn">ehattons.com/mn</a>	TBC	Mar 2015							

LMS Coaches, K-Type Pullmans, D16, Class 700, Class S15 - view these projects at [www.ehattons.com/projectupdates](http://www.ehattons.com/projectupdates)

	Link	Price	Date announced	CAD done	In Tooling	Seen 1st EP	Decorated samples	In production	On Board Ship	Released
7 plank wagons	<a href="http://ehattons.com/oxcw">ehattons.com/oxcw</a>	£9.00	Jan 2015							
Adam's Radial	<a href="http://ehattons.com/ar">ehattons.com/ar</a>	£88.00	Jan 2015							
Hatton's ICI hopper	<a href="http://ehattons.com/ici">ehattons.com/ici</a>	£24.00 / £25.00	Mar 2015							

 Shows the stage the project is at based on the information available to us. CAD: Computer Aided Design. 1st EP: First Engineering Prototype. (EST): Price is estimated.

You can view extended lists, preorder & comment on all of these projects at

**[www.ehattons.com/projectupdates](http://www.ehattons.com/projectupdates)**

Information correct at the time of going to press. All information subject to change





## Branchline 2015 New Items



### Class J72 0-6-0T Pre-order for £75.00



31-060 8680 in LNER lined green  
31-061 69001 in BR black with early emblem  
31-062 69028 in BR black with late crest

### Class 6P Royal Scot 4-6-0 Pre-order for £135.00



31-285 6130 'The West Yorkshire Regiment' in LMS crimson  
31-286 46163 'Civil Service Rifleman' in BR black  
31-287 46151 'The Royal Horse Guardsman' BR green

### Class V2 2-6-2 Pre-order for £135.00



31-566 3645 in LNER black  
31-567 60881 in BR green with late crest

### Class J39 0-6-0 Pre-order for £80.00



31-866 1803 in LNER Black  
31-867 64792 in BR black with early emblem

### Class K3 2-6-0 Pre-order for £95.00



32-279A 1304 in LNER lined black  
32-281 61862 in BR lined black with early emblem

### Class 94xx 0-6-0 Pre-order for £85.00



35-026 9402 in GWR Green  
35-026 9487 in BR black with early emblem  
35-027 9479 in BR black with late emblem

### LNWR 0-6-2T Webb Coal Tank Pre-order for £102.00



35-050 LNWR plain black livery  
35-051 LMS black livery  
35-052 BR black early emblem

(Prices estimated - we will notify you if price rises & offer option to cancel)

### Class 70 diesel



31-590 70015 in Freightliner livery with air intake modifications **£152.95**  
31-591 70805 in Colas livery with air duct boxes **£98.00**

### Class 55 Diesel Pre-order for £113.01



32-532 55007 'PINZA' BR blue - Finsbury Park white cab windows  
31-533 D9001 'St. Paddy' in BR two-tone green - weathered

See the entire range at [ehattons.com/bachmann2015](http://ehattons.com/bachmann2015)

(Prices estimated - we will notify you if price rises & offer option to cancel)

Limited Edition J94s & Austerities, Class 14xx & Kings from Hatton's, being produced by DJ Models

### Class 14xx Pre-order for £99



#### Pristine

H1401 48xx 4825 in GWR unlined green Great Western  
H1404 58xx 5808 in GWR unlined green Shirtbutton  
H1406 14xx 1420 in GWR unlined green G W R  
H1408 58xx 5816 in BR lined black BRITISH RAILWAYS  
H1409 14xx 1470 in BR lined black early emblem  
H1410 58xx 5819 in BR unlined black early emblem  
H1413 14xx 1444 in BR lined green early emblem  
H1414 14xx 1450 BR lined green late crest  
H1416 14xx 1409 BR unlined green late crest

#### Lightly Weathered

H1402 58xx 5814 in GWR unlined green Great Western  
H1403 48xx 4871 in GWR unlined green Shirtbutton  
H1405 48xx 4807 in GWR wartime black G W R  
H1407 58xx 5802 in GWR unlined green G W R  
H1411 58xx 5801 in BR unlined green G W R

#### Heavily Weathered

H1412 14xx 1474 in BR unlined black early emblem  
H1415 14xx 1432 BR lined green late crest

Due Q4 2015 - Q1 2016  
[www.ehattons.com/j94](http://www.ehattons.com/j94)

### Austerities & J94 Limited Editions of 200 Pre-order for £99



#### Pristine

J9401 "Robert" in NCB Bold Colliery lined green  
J9402 71515 in Mech Navvies maroon  
J9407 4 in NCB Backworth Colliery lined black  
J9408 98 "Royal Engineer" in Army green  
J9410 15 in Wemyss Private Railway lined brown

#### Lightly Weathered

J9403 J94 68012 in BR black late crest  
J9405 "Hurricane" in NCB Bickershaw Colliery lined green  
J9409 7 in NCB Littleton Colliery lined blue

#### Very Heavily Weathered



J9404 1763 NCB Peckfield Colliery lined maroon with chevrons  
J9406 8 in NCB Mountain Ash Colliery lined green

Due Q1 2015  
[www.ehattons.com/14xx](http://www.ehattons.com/14xx)

### Class 6000 King Pre-order for £169



HK01 6000 "King George V" in GWR lined green with roundel  
HK02 6019 "King Henry V" in GWR lined green with shield  
HK03 6021 "King Richard II" in GWR lined green with shirtbutton

HK04 6029 "King Edward VIII" in GWR un-lined wartime green  
HK05 6018 "King Henry VI" in GWR lined green  
HK06 6025 "King Henry III" in BR ultramarine blue  
HK07 6027 "King Richard I" in BR/GWR lined green  
HK08 6028 "King George VI" in BR lined blue with early crest



HK09 6023 "King Edward II" in BR lined blue with early crest  
HK10 6009 "King Charles II" in BR lined green with early crest  
HK11 6017 "King Edward IV" in BR lined green with late crest  
HK12 6026 "King John" in BR lined green with late crest  
HK13 6005 "King George II" in BR lined green with late crest  
HK14 6024 "King Edward I" in BR lined green with late crest

DCC Fitted versions also available for £179  
HK01DCC - HK14DCC

Due Q4 2015 - Q1 2016  
[www.ehattons.com/king](http://www.ehattons.com/king)

**UK P&P £4 per order**  
£2 P&P for single diecast items  
Next Day £7 (Orders before 2pm)

**13,500+ items on**  
[www.ehattons.com/hm](http://www.ehattons.com/hm)

**Shop Open**  
Mon to Sat 8am to 6pm  
Sunday 10am to 4pm

**Phones Open**  
Mon to Thu 7am to 9pm  
Fri & Sat 8am to 6pm  
Sunday 9am to 5pm

All items in stock when advert created. Prices valid until 10/06/15. Errors excepted.

Payment for pre-orders only accepted by credit or debit card



364-368 Smithdown Road, Liverpool, L15 5AN  
T: 0151 733 3655 E: [info@ehattons.com](mailto:info@ehattons.com)

## OO Gauge (1:76 Scale) Steam locos



266208 Beyer Garratt 2-6-0 0-6-2 47996 BR early emblems on cabsides & numbers on tanks 1949-56. Heavily weathered (Hel) ..... £199



31-931 Class 1000 Midland Compound 4-4-0 1189 in LMS black (Bac) ..... £118.96  
R3106 Class 2800 2-6-0 diesel loco 2807 in GWR as preserved (Hor) ..... £120  
32-826A Class 2MT (Ivatt) 2-6-0 46526 BR lined green late crest - weathered (Bac) ..... £110.46



31-128<sup>A</sup> Class 30xx 2-8-0 ROD 3036 in BR black early emblem - weathered (Bac) (list £142.95) BARGAIN ..... £94



R3006 Class 3800 2-8-0 3864 in BR weathered black early emblem. (Hor) ..... £106  
31-626A Class 3F 0-6-0 43257 in BR black early emblem (Bac) ..... £84.96  
31-628DC Class 3F 0-6-0 43620 in BR black late crest - weathered. DCC On Board (Bac) ..... £101.96



R3229 Class 4000 Star 4-6-0 4021 "British Monarch" in BR green early crest (Hor) ..... £125.10



R3222 Class 42XX 2-8-0 4261 in Great Western green (Hor) ..... £111.20



R3170 Class 4900 4-6-0 Hall 4901 "Adderley Hall" in GWR (livery tbc) (Railroad range). New tooling for 2013 (Hor) £67  
R3169 Class 4900 4-6-0 Hall 5972 Otton Hall in GWR (Railroad range). New tooling for 2013 (Hor) ..... £67  
31-880 Class 4F 0-6-0 3851 in LMS black Johnson/Deeley tender (Bac) ..... £76.46



31-881 Class 4F 0-6-0 43875 in BR black early emblem and Johnson/Deeley tender (Bac) ..... £84.96



R2881 Class 5 Black 5 5112 in LMS lined black (Railroad Range) (Hor) ..... £86



31-188 Class 5XP Jubilee 4-6-0 45565 "Victoria" in BR lined green late crest - weathered (Bac) ..... £127.46



31-213DS Class 6P Patriot 4-6-0 45504 "Royal Signals" in BR green late crest. DCC Sound Fitted (Bac) (list £268) ..... BARGAIN ..... £189  
31-013 Class 7F 2-8-0 S&DR 53608 BR black late crest & Deeley tender (Bac) ..... £114.71



R3086 Class A1 "Flying Scotsman" in LNER Apple green. Upgraded to 3-pole motor flywheel (Railroad range) (Hor) (list £82.49) ..... BARGAIN ..... £84



R3245TTS Class A1 Peppercorn 4-6-2 "Tornado" in BR Blue (as running on mainline) - TTS Sound (Hor) ..... £143.70



R3285TTS Class A4 4-6-2 4469 "Gadwall" in LNER Garter blue TTS Sound - Railroad range (Hor) ..... £92.70



R2784X Class A4 4-6-2 60022 "Mallard" in BR green late crest - DCC Fitted (Railroad Range) (Hor) (list £92.25) BARGAIN ..... £59  
R2922X Class B176 Sandringham 4-6-0 61650 "Grimby Town" in BR late crest DCC Fitted (Hor) ..... £125



31-146 Class D11/1 4-4-0 62863 "Prince Albert" BR black early emblem (Bac) ..... £101.96



31-137 Class D11/2 4-4-0 6385 "Luckie Mucklebackit" in LNER black (Bac) ..... £106.21



35-078 Class E4 Brighton tank 0-6-2 32500 in BR black late crest (Bac) NEW ..... £93.46



35-077 Class E4 Brighton tank 0-6-2 32556 in BR black early emblem (Bac) NEW ..... £93.46



35-076 Class E4 Brighton tank 0-6-2 473 in Southern green (as preserved) (Bac) NEW ..... £93.46



31-320DC Class J11 Robinson (GCR 9J) 64325 in BR black late crest. DCC Fitted (Bac) ..... £93.46



R3228 Class J94 0-6-0 12 in National Coal Board blue (Hor) £88.10



R3243 Class K1 2-6-0 62024 in BR late crest (Hor) £120.50



R3208 Class V Schools 4-4-0 30915 "Brighton" in BR black early emblem & tender (Hor) (list £139.99) BARGAIN ..... £105  
R3194 Class V Schools 4-4-0 30937 "Epsom" BR black early emblem (Hor) £112  
32-954 Standard class 4MT 2-6-0 76059 BR lined black early emblem (Bac) ..... £93.46  
32-955 Standard class 4MT 2-6-0 76109 BR lined black late crest (Bac) £101.96



32-508 Standard Class 5MT 73049 in BR lined green late crest & BR1 tender (Bac) ..... £110.46  
32-509 Standard class 5MT 73109 in BR lined black early emblem and BR1B tender (Bac) ..... £110.48



32-261 WD Austerity 2-8-0 90441 in BR black early emblem (Bac) ..... £114.71



32-260DC WD Austerity 2-8-0 90448 in BR black with late crest. DCC On Board (Bac) ..... £130



30-325 Ambulance Train No.40 Train Pack GWR Class 3700 No.3711 "City of Birmingham" in WWI khaki, 3 x coaches in olive green & 6 x WWI figures (Bac) ..... £140.20



25-2014 Bachmann OO Scale Silver Anniversary Set Class SP Jubilee & Class 47 locos in wooden box certificate (Bac) ..... £124.46  
R2670 Class 101 0-4-0 steam loco GWR green open wagon, closed van & brake van (Hor) ..... £42



30-575 The Railway Children Train Pack GWR 57xx Pannier in GNSR, 2 x GNSR Coaches & Scenecraft Oakworth Station Building (Bac) ..... £114.71



R3220 Tyseley Connection train pack Hall Class "Pitchford Hall" in GWR green & 3 Mk1 coaches in chocolate and cream (Hor) (list £199.99) BARGAIN ..... £149



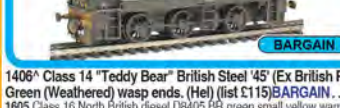
10001HAP - 10001 BR Brunswick green orange, black & orange lining. Aug 1950 - Oct 1957. (Dap) (list £105) ..... BARGAIN ..... £94  
R3283 Bagnall shunter in red - Railroad range (Hor) ..... £27.80



31-366 Class 03 0-6-0 diesel shunter D2016 in BR Green (Bac) ..... £70.51



31-364 Class 03 0-6-0 diesel shunter D2383 in BR green wasp stripes - weathered (Bac) ..... £76.46  
R3281 Class 09 09017 National Railway Museum maroon - Railroad range (Hor) ..... £34.20  
1405<sup>A</sup> Class 14 "Teddy Bear" (ex British Rail Green) Blue Circle Cement (ex D9526) (Weathered). (Hel) (list £115) ..... BARGAIN ..... £75



1406<sup>A</sup> Class 14 "Teddy Bear" British Steel 45<sup>A</sup> (Ex British Rail) Green (Weathered) wasp ends. (Hel) (list £115) BARGAIN ..... £75  
1605 Class 16 North British diesel D8405 BR green small yellow warning panels. Weathered. Ltd Ed of 750 (general release) (Hel) ..... £115



1717 Class 17 diesel D8606 in green full yellow ends (Hel) £87  
MM0230 Class 201 no 230 "River Bandon" E: original Enterprise (Max) ..... £129



4D-012-003 Class 22 B-B Diesel Hydraulic D6311 in BR green small yellow panels & disc headcode box (Dap) £103  
D1000 Class 22 B-B Diesel Hydraulic D6328 (front A) BR blue full yellow ends (Dap) ..... £104  
2320 Class 23 Baby Deltic D5900 green headcode discs and frost grilles - gloss (Hel) (list £129.95) ..... BARGAIN ..... £69



2321 Class 23 Baby Deltic D5901 green headcode discs and frost grilles (Hel) (list £129.95) ..... BARGAIN ..... £69  
2322 Class 23 Baby Deltic D5905 green headcode discs and no frost grilles (Hel) (list £129.95) ..... BARGAIN ..... £69  
2323 Class 23 Baby Deltic D5909 green headcode discs and no frost grilles - weathered (Hel) (list £139.95) ..... BARGAIN ..... £69



2308<sup>A</sup> Class 23 Baby Deltic diesel D5900 in BR Green large yellow ends. (Hel) (list £119.95) BARGAIN ..... £72  
2302<sup>A</sup> Class 23 Baby Deltic diesel D5906 BR Green large yellow ends arrows (Hel) (list £119.95) ..... BARGAIN ..... £79



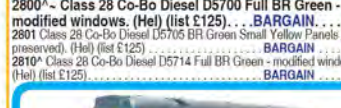
32-431DC Class 24 24077 in BR blue indicator discs. DCC Fitted (Bac) ..... £101.96  
2665 Class 26/0 diesel D5312 in BR green - weathered (Hel) ..... £103  
2609 Class 26/1 diesel D5341 in BR green small yellow panels (Hel) ..... £87



32-431DC Class 24 24077 in BR blue indicator discs. DCC Fitted (Bac) ..... £101.96  
2665 Class 26/0 diesel D5312 in BR green - weathered (Hel) ..... £103  
2609 Class 26/1 diesel D5341 in BR green small yellow panels (Hel) ..... £87



2800<sup>A</sup> Class 28 Co-Bo Diesel D5700 Full BR Green - modified windows. (Hel) (list £125) ..... BARGAIN ..... £80  
2801 Class 28 Co-Bo Diesel D5705 BR Green Small Yellow Panels (as preserved). (Hel) (list £125) ..... BARGAIN ..... £89  
2810<sup>A</sup> Class 28 Co-Bo Diesel D5714 Full BR Green - modified windows. (Hel) (list £125) ..... BARGAIN ..... £89



R3067 Class 31 Diesel Electric 31256 BR Blue (Railroad Range) (Hor) (list £64.99) ..... BARGAIN ..... £57  
3431 Class 33/0 diesel 6544 in BR blue full yellow ends (Hel) ..... £95



3413 Class 33/0 diesel D6530 in BR green experimental yellow panels rounded top corners (Hel) ..... £95  
3411 Class 33/0 diesel D6577 in early BR green (Hel) ..... £95



3521 Class 35 Hymek D7003 in BR green (Hel) ..... £94  
3519 Class 35 Hymek D7004 in BR blue small yellow warning panels (Hel) ..... £94



3520 Class 35 Hymek D7070 in BR blue full yellow ends (Hel) ..... £94



32-781A Class 37/0 37034 BR Blue Split Head Code - weathered (Bac) ..... £97.71





**UK P&P £4 PER ORDER**  
**£2 per single diecast item**

**£7 guaranteed Next Day delivery**  
 (Orders before 2pm)



32-480DS Class 40 D211 'Mauretania' in BR green indicator discs. DCC Sound on board (Bac) (list £244.95) BARGAIN... £189  
 R3282 Class 42 Warship D853 'Thrustor' in BR maroon small yellow panels - Railroad range (Hor)... £50.90  
 31-656DC Class 47/0 D16177 'Thor' BR green full yellow ends. DCC On Board (Bac)... £106.21  
 31-655 Class 47/3 47301 'Centurion' BR Railfreight grey red stripe (Bac) £97.71



32-815 Class 47/8 47834 'Fire Fly' BR Intercity Swallow (Bac)... £93.46



4D-003-005 Class 52 D1072 'Western Glory' in BR blue full yellow panel (Dap)... £109  
 4D-003-007 Class 52 diesel D1012 'Western Firebrand' in BR maroon small yellow panels (Dap)... £119



4D-003-008 Class 52 diesel loco D1023 'Western Fusilier' in BR maroon small yellow panels (Dap)... £109



32-529B Class 55 Deltic D9011 in BR two-tone green. Weathered (advertised earlier as 'pristine') (Bac)... £93.46  
 5822 Class 58 58006 Railfreight Rockstripe Livery (Hel)... £125  
 5826 Class 58 58028 Plain Triple Grey Livery (Hel)... £125



5824 Class 58 58030 in EWS Livery (Hel)... £125



32-980 Class 66/9 66731 'InterhubGB' in GBRf Europorte (Bac)... £93.46  
 R3266 Class 67 67003 in Arriva Trains Wales (Hor)... £129.80



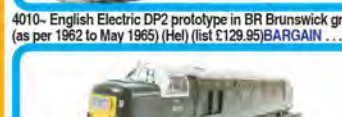
R3272 Class 67 67006 'Royal Sovereign' (Hor) (list £139.99) BARGAIN... £110



31-995 Class D16 LMS 10000 in BR Brunswick green lined orange & black (Bac)... £101.96  
 31-996 Class D16 LMS 10000 in BR Brunswick green part eggshell blue waistband (Bac)... £101.96



4010- English Electric DP2 prototype in BR Brunswick green (as per 1982 to May 1985) (Hel) (list £129.95) BARGAIN... £75



4011- English Electric DP2 prototype in BR two-tone green (as per 1965 until withdrawal in 1987) (Hel) (list £129.95) BARGAIN... £70  
 MM7078 Irish Class 071/111 diesel loco 076 in IE grey yellow and panels (1st production of 250 pieces) (Mur)... £135



4005- Lion Diesel loco D0260 in white 5 gold stripes (Hel) (list £129.95) BARGAIN... £70

### Electric locos



31-678 Class 85 (AL5) Bo-Bo Electric 85026 in BR Blue single pantograph (Bac) (list £112.45) BARGAIN... £86  
 31-677 Class 85 (AL5) Bo-Bo Electric 85056 BR Blue single pantograph (Bac)... £118.96



R3270 Class 43 twin pack - Midland Mainline HST in teal green (Hor) NEW... £194.70

### HSTs

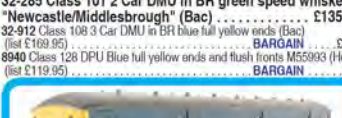


32-287 Class 101 2 Car DMU BR blue & grey 'Cambridge/Norwich' (Bac) £135.96

### DMUs



32-285 Class 101 2 Car DMU in BR green speed whiskers 'Newcastle/Middlesbrough' (Bac)... £135.96



32-912 Class 108 3 Car DMU in BR blue full yellow ends (Bac) (list £169.95) BARGAIN... £132



8942 Class 128 DPU in BR blue - weathered M55995 (Hel) (list £129.95) BARGAIN... £89  
 8940 Class 128 DPU Blue full yellow ends and flush fronts M55905 (Hel) (list £119.95) BARGAIN... £69



8902 Class 128 DPU W55991 in early BR blue white cab roof domes and yellow gangway door covers (Hel) (list £119.95) BARGAIN... £69  
 32-928 Class 150/1 2-car DMU 150150 in BR Regional Railways Sprinter - weathered (Bac)... £148.71



32-938 Class 150/2 2-car DMU 150204 in Northern Rail (Bac)... £140.21



31-256DC Class 251 Blue Pullman 6-car Midland set in Nanking blue full yellow ends. DCC Fitted (Bac) (list £349.95) BARGAIN... £290



32-516A Derby Lightweight 2 Car DMU in BR green speed whiskers (Bac)... £123.21



8704 Railbus W&M E79962 in green large yellow panel - weathered. (Hel) (list £129.95) BARGAIN... £79



8800 Railcar W79975 in BR light green speed whiskers & semi-gloss finish (Hel)... £94  
 8801 Railcar W79976 in BR light green speed whiskers. Matt finish (Hel)... £94  
 8803 Railcar W79978 in BR dark green speed whiskers (Hel)... £94

### EMUs



R3184 1960 Brighton Belle Pullman Train Pack in Umber and cream (Hor)... £176.10



R3290 Class 2-HAL 2 car EMU in BR green small yellow ends (Hor) (list £130.25) BARGAIN... £96  
 31-032 Class 350/1 Desiro 4-Car EMU 350 102 in London Midland (Bac)... £149  
 31-031 Class 350/2 Desiro 4-Car EMU 350 238 in London Midland (Bac)... £149



R3215 Class 373 Eurostar 4 car EMU in latest 2014 Eurostar. (Hor) NEW... £157.40



R3185 Class 395 Javelin 4 car EMU 'Sir Chris Hoy' in Southeastern (Hor)... £132



31-375 Class 416 2-car EPB EMU in BR blue (Bac) (list £124.95) BARGAIN... £98

31-268 Class 419 Motor Luggage Van (MLV) Network South East (revised) (Bac)... £83.26

### Track Maintenance vehicles



B859NRY2 MRA side-tipping ballast train. 5 car unit & generator vehicle. Network Rail yellow new running number. Pristine (B859A) (Dap)... £118



36-165A Plasser Tamper track maintenance machine (motorised) (Bac)... £63.71

### Track cleaning fluid

B805 100ml of track cleaning fluid for the B800 Track cleaner (Dap)... £7

### Train sets - analogue



R1151 Caldonian Belle trainset 0-4-0 steam loco in blue 4 wheel coach & open wagon (Hor)... £49



30-160 Rural Commuter set Class 105 2 car DMU in BR green small yellow panels (Bac)... £84.99



30-170 Thames Clyde Express Midland Compound 1000, 2 x corridor composite & 3rd brake coach in LMS (Bac)... £148.71  
 30-080 The Western Wanderer Class 57xx Parrrier 3650 in GWR shunt truck green and GWR Toad brake van & shunters truck in GWR gr (Bac)... £84.96

### Train sets - DCC



30-042 DCC starter train set 0-6-0 Saddle Tank loco & 0-6-0 Junior Diesel Shunter, 2 wagons, brake van & 36-500 controller (Bac)... £127.49  
 R1173 e-Link DCC Western Master train set GWR Class 2721 steam loco & 3 wagons (Hor)... £120



30-048 Highland Tourer Digital Sound Set Class 37/4 37418 in BR blue and Mk2 TSO & BSO coaches in Far North green & cream (Bac)... £255

### Coaches

R4636 Arriva Trains Wales MK3 Buffet first class (Hor)... £26.40  
 R4346B BR Blood and Custard Mauseil 6 Compartment 3rd Class Brake (High Window) B (Hor)... £32  
 R4603 BR blue & grey (Western Region) MK3 buffet (Hor)... £26.40



R4633 BR blue & grey MK3 TF first class lights (Hor)... £32.90

R4634 BR blue & grey MK2E BSO brake second open lights (Hor)... £27.80

R4614 BR blue & grey MK2E FO first open (Hor)... £23.10

R4611 BR blue & grey MK2E FO first open lights (Hor)... £27.80

R4613 BR blue & grey MK2E TSO tourist second open (Hor)... £23.10



R4610 BR blue & grey MK2E TSO tourist second open lights (Hor)... £27.80

R4644 BR chocolate and cream Mk1 TSO tourist second open (Hor) (list £24.99) BARGAIN... £19

R4620 BR crimson and cream Mk1 SO second open (Hor) (list £24.99) BARGAIN... £19

R4609 BR green Mk1 BSK brake second corridor in lights (Hor)... £33.80

R4607 BR green Mk1 CK composite corridor lights (Hor)... £33.80



R4608 BR green Mk1 SK second corridor in lights (Hor) £33.80

R4634C BR InterCity blue & grey Mk3 TS second class lights (Hor)... £32.90

R4619 BR Maroon Mk1 BG full brake/patrols coach (Hor) (list £24.99) BARGAIN... £19

R4643 BR maroon Mk1 SO second open (Hor) (list £24.99) BARGAIN... £19

R4621 BR maroon Mk1 TSO tourist second open (Hor) (list £24.99) BARGAIN... £19

R4629 BR maroon Mk1 TSO tourist second open - Railroad range (Hor) £18.50



39-226E BR Mk1 BCK Brake Composite Corridor Maroon Weathered (Bac)... £33.96

39-178F BR Mk1 BG Full Brake Maroon - weathered (Bac)... £29.71

39-320A BR Mk1 BSP Pullman bar 2nd The Hadrian Bar (with lighting) (Bac)... £41.61

39-125D BR Mk1 CK Composite Corridor Blue & Grey (Bac)... £33.11

39-126B BR Mk1 CK Composite Corridor Maroon Weathered (Bac)... £33.96

39-275 BR Mk1 GUV Royal Mail (Bac)... £33.11

39-503 BR Mk1 SLSTP Sleeper Car in blue & grey InterCity (Bac)... £33

39-503 Pack of 4 (Bac) (list £155.80) BARGAIN... £122

39-0540 BR Mk1 SO Second Open (WPI) Chocolate & Cream (Bac)... £33.11

39-0520 BR Mk1 SO Second Open Crimson & Cream (Bac)... £33.11

39-340A BR Mk2A FK First Corridor Blue & Grey (Bac) (list £42.95) BARGAIN... £36.51

39-363 BR Mk2A TSO Tourist Second Open Network SouthEast (Bac)... £33.96

R4595 BR Mk3 TGS in blue & grey lights 'Eastern Region' (Hor)... £32.90

R4580 Eurostar Class 373 Blue Livery Drivable Centre Saloons Coach Pack (Hor) NEW... £41.66

R4370C FGW Mk3 Standard Open Coach (Hor)... £26.38

R4369B First Great Western Mk3 1st Coach (Hor)... £26.38

R4369C First Great Western Mk3 1st Coach (Hor)... £26.38

R4370D First Great Western Mk3 Standard Open Coach (Hor)... £26.38



R4522B Gresley (Non Vestibuled) suburban 3rd class brake in BR Crimson (Hor)... £37.30

R4518A Gresley (Non Vestibuled) suburban 3rd class brake LNER livery (Hor) £39

R4521B Gresley (Non Vestibuled) suburban composite BR Crimson (Hor) £37.30

R4523 GWR Composite Coach - Railroad Range (Hor)... £16

R4592 InterCity 125 Executive MK3 buffet (Hor)... £26.40

R4593 InterCity 125 Executive MK3 TGS (Hor)... £26.40

R4631 InterCity 125 Executive MK3 TF first class (Hor) £26.40

R4631A InterCity 125 Executive MK3 TF first class (Hor)... £26.40

R4632 InterCity 125 Executive MK3 TS second class (Hor)... £26.40

R4632A InterCity 125 Executive MK3 TS second class (Hor)... £26.40

R4632B InterCity 125 Executive MK3 TS second class (Hor)... £26.40

R4632C InterCity 125 Executive MK3 TS second class (Hor)... £26.40

R4618 InterCity MK2E BSO brake second open (Hor)... £23.10

R4617 InterCity MK2E FO first open (Hor)... £23.10



Visit

[www.ehattons.com/hm](http://www.ehattons.com/hm)

14,000+ items available  
with live stock information



R4616 Intercity MK2E TSO tourist second open (Hor) £23.10  
39-470 LMS 60 ft Portford Corridor Brake 1st BR crimson & cream (Bac) £33.96  
39-465 LMS 60 ft Portford Corridor Composite BR crimson & cream (Bac) £33.96  
R4574 LNER Thompson Teak effect Non-Corridor Brake third class coach (Hor) £40  
R4350 Mk1 CK corridor composite BR maroon. New tooling for 2013 (Hor) £17



R4351 Mk1 SK corridor second in BR maroon. New tooling for 2013 (Hor) £17  
34-326A Period III 50ft parcels van in BR crimson & cream (Bac) £22.91  
34-330 Period III 50ft parcels van in BR departmental black (Electrification) (Bac) £22.91  
34-331 Period III 50ft. Ex-LMS Pill Box Van Tartan Arrow (Bac) £22.91  
R4481 Pullman 3rd Class Kitchen 'Car No. 60' - Matchboard type (Hor) (list £49.99) BARGAIN £25

### Wagons

R6692 BR Blue Spot Fish Van E87085 (Hor) £10.14  
R6692A BR Blue Spot Fish Van E87086 (Hor) £10.14  
R6692B BR Blue Spot Fish Van E87087 (Hor) £10.14  
R6679A BR Horse Box M42178 (Hor) £10.51



R6679 BR Horse Box M42369 (Hor) £18.51  
R6712 BR Open Wagon Triple Pack (Hor) £23.14  
R6712A BR Open Wagon Triple Pack (Hor) £23.14



R6707 BR Railfreight HAA MGR Wagon Triple Pack (Hor) £64.81  
R6717 Hornby Wagon 2015 Conflat and Container (Hor) NEW £9.25  
R6678A LMS Horse Box 42409 (Hor) NEW £18.51  
R6678 LMS Horse Box 42513 (Hor) £18.51  
R6682C LNER Extra Long COT Van 1238 (Hor) £12.48  
R6709 Loadhaul ZBA Budd (Black & Orange) (Hor) £9.25



38-500 Megapack of 8 'Covhop' covered hopper in BR bauxite (Bac) (list £183.60) BARGAIN £126  
38-500 Single (Bac) £16.28  
38-500 Pack of 4 (Bac) (list £91.80) BARGAIN £56



38-502 Megapack of 8 'Covhop' covered hopper in British Industrial Sand bauxite & black (Bac) (list £183.60) BARGAIN £126  
38-502 Single (Bac) £16.28  
38-502 Pack of 4 (Bac) (list £91.80) BARGAIN £56



38-501 Megapack of 8 'Covhop' covered hopper in soda ash light grey (Bac) (list £183.60) BARGAIN £126  
38-501 Single (Bac) £16.28  
38-501 Pack of 4 (Bac) (list £91.80) BARGAIN £56  
37-479 1 plank wagon in BR bauxite (Late) (Bac) £8.46



37-478 1 plank wagon in LMS bauxite (Bac) £8.46  
37-628B 102 Tonne GLW Thrall BSA steel strip carrier EWS - weathered (Bac) £24.61  
37-628B Pack of 4 (Bac) (list £119.80) BARGAIN £92  
37-628B Megapack of 8 (Bac) (list £239.60) BARGAIN £174



38-700 12 Ton Pipe Wagon BR Bauxite (Early) (Bac) £17.81



38-701 12 Ton Pipe Wagon BR Bauxite (Late) (Bac) £17.81  
38-162 12 ton plank ventilated van in Departmental olive green (Bac) £11.86  
38-170C 12 ton plywood ventilated van in BR Bauxite (early) (Bac) £11.86  
38-072 12 ton Southern 2+2 plank ventilated van Express Dairies Eggs (Bac) £11.86  
38-325\* 13 Ton high sided steel open wagon chain pockets in BR bauxite (early) (Bac) (list £14.50) BARGAIN £10  
38-325\* Pack of 4 (Bac) (list £58) BARGAIN £38  
38-325\* Megapack of 8 (Bac) (list £116) BARGAIN £74



38-327\* Megapack of 8 13 Ton high sided steel open wagon smooth sides in BR bauxite (early) (Bac) (list £116) BARGAIN £70  
38-327\* Single (Bac) (list £14.50) BARGAIN £9  
38-327\* Pack of 4 (Bac) (list £58) BARGAIN £36  
37-258B 16 ton steel mineral wagon without top flap doors in BR grey - weathered (Bac) £12.71



37-532 20 ton brake van CAP/TV in BR bauxite (Bac) NEW £20.36  
37-531 20 ton brake van in BR bauxite - weathered (Bac) NEW £20.36  
37-530 20 ton brake van in BR grey - weathered (Bac) NEW £20.36  
37-529A 20 ton brake van in LNER oxide (Bac) NEW £20.36  
38-307 20 ton Toad brake van in BR bauxite (Bac) £11.86  
38-308 20 ton Toad brake van in BR grey - weathered (Bac) £12.71  
4F-034-010 21T Hopper NE 193277 - weathered (Dap) £11  
38-270A 22 ton Presto in Blue Circle Railright brown (Bac) £22  
38-270A Pack of 4 (Bac) (list £229.80) BARGAIN £90  
38-011B 24 Tonne glw MFA open box mineral wagon EWS (ex-Loadhaul) (Bac) £12.71  
38-011B Pack of 4 (Bac) (list £59.80) BARGAIN £46  
38-011B Megapack of 8 (Bac) (list £119.60) BARGAIN £88  
38-402A 25 ton Pill Box brake van in BR bauxite (Bac) £20.36  
38-401A 25 ton Pill Box brake van in BR grey - weathered (Bac) £21.21  
37-933 3 plank wagon in LMS grey (Bac) £9.31



R6606 3 x HAA MGR coal wagons (Railroad range) (Hor) £19  
R6606 Box of 12 (Hor) (list £249) BARGAIN £210  
38-041B 31 Tonne CBA open wagon in Railright (Bac) £16.53  
38-041B Pack of 4 (Bac) (list £67.80) BARGAIN £60  
38-041B Megapack of 8 (Bac) (list £175.60) BARGAIN £116  
38-120B 35 Ton VAA box van sliding door Railright red & grey - weathered (Bac) £20.36  
38-120B Pack of 4 (Bac) (list £95.80) BARGAIN £72  
38-120B Megapack of 8 (Bac) (list £191.60) BARGAIN £136  
38-126A 35 Ton VBB box van sliding door in BR bauxite - weathered (Bac) (list £24.95) BARGAIN £20.36  
38-126A Pack of 4 (Bac) (list £99.80) BARGAIN £72  
38-126A Megapack of 8 (Bac) (list £199.60) BARGAIN £136  
37-578A 45 ton TTA tank inICI Methanol (Bac) £13.56  
37-582C 45 ton TTA tank in Shell black (Bac) £13.56  
38-063A 45 tonne glw MEA open box wagon in Coal sector (Bac) £12.71  
38-064 45 tonne glw MEA open box wagon in EWS - weathered (Bac) £13.56  
38-055C 45 Tonne HSA hopper wagon in BR bauxite - weathered (Bac) £15.26  
38-436 51 tonne SSA scrap wagon in blue (Bac) £13.56  
4F-031-020 5 wheel milk tanker 'United Dairies' - weathered (Dap) £12  
38-351A BAA steel carrier steel coils in Railright Metals (Bac) £22.06  
R6473 BR Brown mineral wagon x3 (Railroad Range) (Hor) £16



38-427 Megapack of 8 Bulk grain bogie hopper in 'Traffic Services Limited' (Bac) (list £479.60) BARGAIN £330  
38-427 Single (Bac) £46.71  
38-427 Pack of 4 (Bac) (list £238.80) BARGAIN £172



38-425 Megapack of 8 Bulk grain bogie hopper in VTG 'Traffic Services' - weathered (Bac) (list £479.60) BARGAIN £370  
38-425 Single (Bac) £51.39  
38-425 Pack of 4 (Bac) (list £238.80) BARGAIN £192  
38-350A BZA steel carrier steel coils in EWS (Bac) £22.06  
4F-044-001 Feab Container Twin Pack OO FAliner 64/0707 + 64/0708 (Dap) £31



38-345A\* Megapack of 8 FNA Nuclear Flask Wagon flat floor & round buffers in standard buff - Flask 9 (Bac) (list £239.60) BARGAIN £178  
38-345A\* Single (Bac) (list £239.60) BARGAIN £17  
38-345A\* Pack of 4 (Bac) (list £119.80) BARGAIN £85  
R6366 Fuel wagon pack with Shell, Texaco & Total tankers (Hor) £12



37-313 Intermodal bogie Wagon 2 x 45ft containers in Maersk (Bac) £42.46  
37-314 Intermodal bogie wagon 2 x 45ft containers in Salmarine (Bac) £42.46  
4F-045-001 IOA Network Rail bogie ballast wagon 3170 5902 028-4 (Dap) £17  
4F-045-003 IOA Network Rail bogie ballast wagon 3170 5902 005-6 (Dap) £17  
4F-045-004 IOA Network Rail bogie ballast wagon 3170 5902 081-3 (Dap) £17



38-250 Pack of 4 IPA twin double deck car transporter in 'STVA' red (Bac) (list £199.80) BARGAIN £140  
38-250 Single (Bac) £37



38-212A Pack of 4 JJA auto ballast in Railtrack curved top profile (4 per rake each Generator wagon) (Bac) (list £199.80) BARGAIN £160  
38-212A Single (Bac) £42.46  
38-210A JJA auto ballast outer generator in Railtrack (Bac) £42.46  
38-210A Pack of 4 (Bac) (list £199.80) BARGAIN £160  
38-210A Megapack of 8 (Bac) (list £399.60) BARGAIN £310



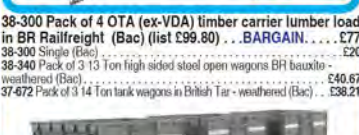
38-200A Megapack of 8 JPA bogie cement hopper 'VTG - Lafarge Cement' (Bac) (list £287.60) BARGAIN £212  
38-200A Single (Bac) £30.56  
38-200A Pack of 4 (Bac) (list £143.80) BARGAIN £112  
B779B KQA Intermodal pocket wagon in blue (pristine). 84 70 4807 015-3 (Dap) (list £24.95) BARGAIN £19



38-751 Long Tube Wagon BR Bauxite (Early) (Bac) NEW £22.06



38-752 Long Tube Wagon BR Bauxite (Late) (Bac) NEW £22.06  
38-750 Long Tube Wagon BR bauxite (previously announced as BR grey) (Bac) NEW £22.91



38-300 Pack of 4 OTA (ex-VDA) timber carrier lumber load in BR Railright (Bac) (list £99.80) BARGAIN £77  
38-300 Single (Bac) £20  
38-340 Pack of 3 13 Ton high sided steel open wagons BR bauxite - weathered (Bac) £40.67  
37-672 Pack of 3 14 Ton tank wagons in British Tar - weathered (Bac) £38.21



37-236 Pack of 3 16 ton steel mineral wagons in NCB top flap doors - weathered (Bac) £33.96



38-287 Pack of 3 22 ton Presfios in BR bauxite - weathered (Bac) £66.73  
38-285 Pack of 3 22 ton Presfios in Tunnel Cement (Bac) £46.71  
37-981 Pack of 3 Conflat wagons in BR bauxite AF containers in light blue - weathered (Bac) £36.51  
37-982 Pack of 3 Conflat wagons in BR bauxite BD containers in BR crimson - weathered (Bac) £36.51



R6371 Pack of 6 Petrol tanker wagon in Shell black (Hor) (list £37.50) BARGAIN £33  
R6371 Single (Hor) £8

### Containers & Loads

B909F Megarail Twin Pack & 2 X 40' High Cube Containers (Dap) £25



B909E Megarail Twin Pack & 2 X 40' High Cube Containers, Malcolm Group (Dap) £25

### Analogue controllers

36-560 Plug in 0.7 Amp transformer separate speed controller, track connector wires & power clip (Bac) £25.54

### DCC decoders



36-554 21-pin 3-function 2-sided 1A decoder back EMF for slow running (Bac) £12



DCR-21PIN-Direct Box of 10 21-pin 4-function 1.1Amp direct plug decoder back EMF (Halt) £110  
DCR-21PIN-Direct Single (Halt) £12  
DCR-21PIN-Direct Box of 5 (Halt) £57



36-557 Pack of 5 21-pin E-Z Command 4-function 1A decoder back EMF (Bac) (list £92.50) BARGAIN £70  
36-557 Single (Bac) £14.50  
X9659 4-pin decoder for some train set boxes and Sentinals (Hor) £12  
DC27 8 & 21-pin 4-function 1A (1.8A peak) small OMNI decoder (measures 23 x 27 x 10mm) (Gau) £16



R8249 Box of 6 8-pin 4-function 2-sided 0.5A (1A peak) decoder (Hor) £76  
R8249 Single (Hor) £14  
DCR-8PIN-Direct 8-pin compact direct 4-function 1.1Amp decoder back EMF (Halt) £13  
DCR-8PIN-Direct Box of 5 (Halt) £59  
DCR-8PIN-Direct Box of 10 (Halt) £105

### DCC accessory decoders



R8247 DCC accessory decoder (for points and motors) (Hor) £32  
PC2 One Touch DCC Quad Point Controller x4 (Tra) £32



R8213 DCC Select unit (boxed) (Hor) £90



R8312 e-LINK Module, Railmaster Software & 1 Amp Transformer (PC/Laptop Required) (Hor) £68



36-504 EZ Command Dynamis Ultima DCC system (Bac) £250.71



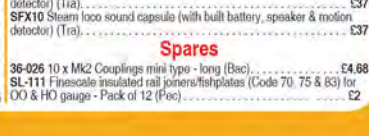
R8232 DCC Electro point clips (20 in a pack - 2 used per point) (Hor) £3  
R8239 Power and Signal Booster - can be used any DCC controlled system (Hor) £74



R8015 Adaptor Base & Housing for R8014 (Hor) £4  
R8014 Mark 2 Point Motor (Hor) £7



R8243 Surface Mounted point motor (Hor) £7



R046 2-way lever frame switch 'On-On' (Hor) £7  
R044 Passing contact lever frame switch (for point motors) (Hor) £9

### Switches & Levers

R046 2-way lever frame switch 'On-On' (Hor) £7  
R044 Passing contact lever frame switch (for point motors) (Hor) £9

### Electronic components

DC40A Reverse loop control module (Gau) £32

### Lighting equipment



CL2 Standard Coach Lighting Strips - Warm White (Tra) £17  
44-561 Wood post yard lamps (Bac) £10.16

### Accessories

SFX20 Diesel loco sound capsule (with built in battery, speaker & motion detector) (Tra) £37  
SFX10 Steam loco sound capsule (with built battery, speaker & motion detector) (Tra) £37

### Spares

36-026 10 x M2 Couplings mini type - long (Bac) £4.68  
SL-111 Finescale insulated rail joiners/splitplates (Code 70, 75 & 83) for OO & HO gauge - Pack of 12 (Poc) £2



### Prices valid until 10/06/15

Orders received after this date for products that have increased in price will be given a refund

#### Buildings - general

EM6008 3 house terraces (Pec)	£15
44-149 Ambulance Station (151 x 120 x 77mm) (Bac)	£33.96
44-245 Low relief corner chemist (60 x 19 x 113mm) (Bac)	£18.86
44-205 Low Relief Industrial Unit (272 x 56 x 127mm) (Bac)	£19
(list £32.50)	<b>BARGAIN</b>
PO274 Low relief terrace house fronts - red brick (128w x 73d x 125h mm) (Met)	£10



44-246 Low relief terraces (120 x 19 x 104mm) (Bac)	£22.91
44-257 Low relief Victorian school (240 x 39 x 92mm) (Bac)	£33.96
PO261 Pair of red brick terrace houses (Card Kit) (Met)	£8
44-0005 Portable office (96 x 42 x 34mm) (Bac)	£16.96
PO283 Small factory kit (Met)	£12
PO262 Stone Terraced Houses (Met)	£8
R6621 Terrace house (left hand) - Skeladale (Hor)	£12
R6622 Terrace house (right hand) - Skeladale (Hor)	£12



PO272 Terraced shop fronts - brick - 128 (w) x 73 (d) mm (Met)	£13
--	-----

#### Man-made scenic structure - non-railway

44-565 6ft Victorian wall sections (Bac)	£7.61
PO241 Double Track Viaduct, stone (Met)	£11
LK-45 Flexible field fencing. Approx 1066mm (42in). 5 pieces (Pac)	£3
44-562 Metal fencing (Bac)	£8.46
44-539 Platform Tractor Unit (Bac)	£12
44-505 Security fences x 10 - Scenecraft range (Bac)	£5
44-556 Stormhaven tent (Bac)	£16.96
44-563 Straight pavements x 4 (Bac)	£6.46

#### Bridges, Tunnels & Walls

44-0017 Double-track overroad bridge (Bac)	£42.46
R660 Elevated sidewalls (320mm length) (Hor)	£19
C003 Girder Bridge plastic kit (Dap)	£6.65



44-225 Low Relief Retaining Walls (168 x 10 x 85mm) (Bac)	£14.41
R6641 Platform footbridge - Skeladale "Raiside" range (Hor)	£22
PO246 Railway Bridge in Red Brick (Met)	£13
PO247 Railway Bridge in Stone (Met)	£13
44-152 Railway Road Over Bridge (102 x 104 x 60mm) (Bac)	£36.21
PO244 Retaining Wall in Red Brick - 4 sections per kit (Met)	£11



PO245 Retaining Wall in Stone - 4 wall sections per kit (Met)	£11
R0744 Straight walls x 3 - Skeladale "Gasworks" range (Hor)	£15
M056 Tarmacadam Builder brick card sheets x 8 (Met)	£1

#### Trees

GM129 Trees - 10 x Summer Tree Assortment - OO/HO gauge (Gau)	£8.50
---	-------

#### Minerals, Water & Rocks

4S000004 Ballast OO gauge (Dap)	£5
GM114 Granite Ballast - OO & HO gauge - large bag 500g (Gau)	£3

#### People - civil

36-407 1950s Train Crew x 6 (Bac)	£6.21
-----------------------------------	-------



36-047 Locomotive staff x 6 (Bac)	£6.21
36-044 Station passengers standing x 6 (Bac)	£6.21

#### Track - Code 100 Sctrack

ST-273 Power clip (Pec)	£2.50
ST-245 Sctrack curved double radius left handed point insulfrog (Pec)	£14



ST-244 Sctrack curved double radius right handed point insulfrog (Pec)	£14
ST-201 Sctrack double straight (Pec)	£2
ST-247 Sctrack medium radius Y point insulfrog (Pec)	£10
ST-226 Sctrack No.2 radius double curve (Pec)	£2.50



ST-241 Sctrack No.2 radius left handed point insulfrog (Pec)	£9
ST-240 Sctrack No.2 radius right handed point insulfrog (Pec)	£9
ST-225 Sctrack No.2 radius standard curve (Pec)	£2
ST-231 Sctrack No.3 radius double curve (Pec)	£2
ST-233 Sctrack No.4 Radius Standard Curve. No "double" version produced - use 16 to form a circle (Pec)	£2



ST-204 Box of 24 Sctrack Quad Straight (Pec)	£76
ST-204 Single (Pec)	£3.50
ST-202 Sctrack short straight (Pec)	£1
ST-203 Sctrack special short straight (Pec)	£1
ST-200 Sctrack standard straight (Pec)	£1.50

#### Track - Code 100 Streamline




SL-100 Pack of 25 1 yard (91.5cm) length of Code 100 Wooden-sleeper nickel silver flexible track (Pec)	£66
SL-100 Single (Pec)	£3




SL-102 Pack of 25 1 yard (91.5cm) length of Nickel Silver concrete-sleeper flexible track (Pec)	£70
SL-102 Single (Pec)	£3
SL-E99 3 way medium radius point electrofrog (Pac)	£25
SL-99 3 way medium radius point insulfrog (Pac)	£25



SL-90 Double slip insulfrog (Pec)	£31
SL-98 Large Y point (Pac)	£11
SL-E98 Large Y point electrofrog (Pac)	£11
SL-87 Left hand curved point (Pec)	£12
SL-E87 Left hand curved point electrofrog (Pec)	£12
SL-E89 Left hand large point electrofrog (Pac)	£12




SL-89 Left hand large point insulfrog (Pec)	£12
SL-96 Left hand medium point (Pec)	£10



SL-E96 Left hand medium point electrofrog (Pec)	£10
SL-92 Left hand small point (Pec)	£9.50
SL-92 Left hand small point electrofrog (Pec)	£9.50
SL-94 Long crossing insulfrog (Pec)	£10
SL-86 Right hand curved point (Pec)	£12.50
SL-E86 Right hand curved point electrofrog (Pec)	£12.50
SL-E88 Right hand large point electrofrog (Pac)	£12



SL-88 Right hand large point insulfrog (Pec)	£12
SL-95 Right hand medium point (Pec)	£10
SL-E95 Right hand medium point electrofrog (Pec)	£10
SL-91 Right hand small point (Pec)	£9.50
SL-E91 Right hand small point electrofrog (Pac)	£9.50



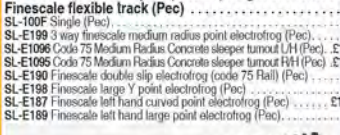
SL-80 Single slip insulfrog (Pec)	£28
-----------------------------------	-----



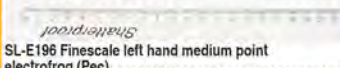
SL-106F 1 yard (91.5cm) length of Code 75 flexible "Bibloc" track (Pec)	£3.50
SL-106F Pack of 25 (Pec)	£84




SL-102F Pack of 25 1 yard (91.5cm) length of finescale Nickel Silver concrete-sleeper flexible track (Pec)	£72
SL-102F Single (Pac)	£3



SL-100F Pack of 25 1 yard (91.5cm) length of Nickel Silver Finescale flexible track (Pec)	£72
SL-100F Single (Pac)	£3
SL-E199 3 way finescale medium radius point electrofrog (Pec)	£27
SL-E198 Code 75 Medium Radius Concrete sleeper turnout F41 (Pac)	£12.50
SL-E1095 Code 75 Medium Radius Concrete sleeper turnout F41 (Pac)	£12.50
SL-E190 Finescale double slip electrofrog (code 75 Rail) (Pac)	£35
SL-E198 Finescale large Y point electrofrog (Pac)	£12
SL-E187 Finescale left hand curved point electrofrog (Pac)	£12.50
SL-E189 Finescale left hand large point electrofrog (Pac)	£12



SL-E196 Finescale left hand medium point electrofrog (Pec)	£12
--	-----



SL-E192 Finescale left hand small point electrofrog (Pec)	£10
SL-E194 Finescale long crossing electrofrog (Pac)	£11
SL-E186 Finescale right hand curved point electrofrog (Pac)	£12.50
SL-E188 Finescale right hand large point electrofrog (Pac)	£12
SL-E195 Finescale right hand medium point electrofrog (Pac)	£12
SL-E191 Finescale right hand small point electrofrog (Pac)	£10
SL-E193 Finescale short crossing electrofrog (Pac)	£10
SL-E180 Finescale single slip electrofrog (code 75 rail) (Pac)	£33
SL-E197 Finescale small Y point electrofrog (Pac)	£11

#### Track & Points



R8090 Pack of 24 1 single yard length of Semi-Flexible Track (Hor)	£79
R8090 Single (Hor)	£3.50
R605 1st radius double curve (8 make a circle) (Hor)	£2.50
R605 Circle of 8 (Hor)	£15
R607 2nd radius double curve track (8 make a circle) (Hor)	£2.25
R607 Circle of 8 (Hor)	£18
ST-2026 2nd radius Double Curve Track (ST-226 x 4) (Pac)	£10
R609 3rd radius double curve track (8 make a circle) (Hor)	£3
R609 Circle of 8 (Hor)	£22
ST-2035 4th radius Standard Curve Track (ST-235 x 8) (Pac)	£16
R6262 Double 4th radius curve (8 make a circle) (Hor)	£3



R601 Box of 24 Double Straight (Hor)	£49
R601 Single (Hor)	£2.25
R6223 Extension Pack C. Contains 1 x R6073, 2 x R600, 4 x R607, 1 x R606 (Hor)	£21
R6224 Extension Pack D. 1 x R6072, 3 x R605, 1 x R608, 1 x R603 (Hor)	£32
R610 Fishplates/rail joiners x 12 (Hor)	£2
R6074 Left hand curved point (Hor)	£14.40
R6072 Left Hand Standard Point (Hor)	£9
36-677 Left-Hand Point (same as Hornby R6077) (Bac)	£11.65
36-672 Left-hand standard point (Bac)	£7.52
R603 Long Straight (Hor)	£3.25



36-603 Box of 10 Long straight track nickel silver (same as R603) (Bac) (list £34)	<b>BARGAIN</b> £24.80
36-603 Single (Bac)	£2.76
R6075 Right hand curved point (Hor)	£14.40
36-675 Right Hand Curved Point Radi 438mm Arcs 22.5 & 33.75 (same as Hornby R6075) (Bac)	£11.65
R6073 Right Hand Standard Point (Hor)	£9
36-676 Right-Hand Point (same as Hornby R6076) (Bac)	£11.65
36-673 Right-Hand Standard Point (Bac)	£7.52
R610 Short Straight (Hor)	£1.50



R621 Pack of 24 Single 970mm length of flexible track (Hor)	£66
R621 Single (Hor)	£3
R600 Standard Straight (Hor)	£1.40
R600 Box of 24 (Hor)	£33
ST-100 Starter Track Set (Pac)	£54
ST-280 Track Fixing Nails (Pac)	£2



GM200 5 metres of realistic grey ballasted OO gauge Underlay (Gau)	£19
GM210 Brown ballasted underlay x 5 metres (Gau)	£19



SL-50 Roll of foam track underlay sleeper indentation. Suitable for Sctrack and Streamline 5m long (16'4") (Pec)	£9
R638 Roll of track foam underlay Approx. 4880mm (16ft) (Hor)	£9



36-2015 Bachmann Branchline 2015 Catalogue (Bac)	£6.80
--	-------



R8150 Hornby 2015 Catalogue (Hor)	£7.50
-----------------------------------	-------

SL-110 Finescale rail joiners/fishplates (for code 70, 75 & 83) for OO & HO gauge - Pack of 24 (Pec)	£2
--	----



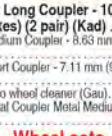
SL-11 Insulated rail joiners/fishplates (for OO, HO & O gauge code 100 rails incl. Hornby, Peco & Peco Streamline) - Pack of 12 (Pec)	£2
---	----



SL-10 Metal rail joiners/fishplates (for code 100 rails incl. Hornby, Peco & Peco Streamline). For OO, HO & O gauge - Pack of 24 (Pec)	£2.50
--	-------

36-034 Brass turned wagon disc wheels on 10 metal axles (12mm diameter) - Pack of 20 (Bac)	£9.99
20KADEE NEM-362 Extra Long Coupler - 11.68 mm (29/64") (w/o Draft Gear Boxes) (2 pair) (Kad)	£2.90

19KADEE NEM-362 Long Coupler - 10.61 mm (27/64") (w/o Draft Gear Boxes) (2 pair) (Kad)	£3.50
18KADEE NEM-362 Medium Coupler - 8.63 mm (11/32") (w/o Draft Gear Boxes) (2 pair) (Kad)	£3.50
17KADEE NEM-362 Short Coupler - 7.11 mm (9/32") (w/o Draft Gear Boxes) (2 pair) (Kad)	£3.50
GM50 OO/HO gauge loco wheel cleaner (Gau)	£24
11KADEE Universal Metal Coupler Metal Mount (9/32") Centerset. Shank (20 pairs) (Kad)	£16.50



#### Wheel sets

R6218 14.1 mm coach wheels (pack of 10) (Hor)	£5
36-633 Brass turned coach disc wheels on metal axles - Pack of 10 (Bac)	£9.99
36-634 Brass turned wagon disc wheels on 10 metal axles (12mm diameter) - Pack of 20 (Bac)	£9.99
R8096 Metal disc wheels on axles (10 axles) (Hor)	£5.50

36-038 Pair of Y25 type bogies (Bac)	£10.16
--------------------------------------	--------

#### Man-made scenic structure - railway-related

44-0010 2 wooden platforms (Bac)	£25.46
----------------------------------	--------



LK-55 76ft Well type turntable (Pec)	£38
--------------------------------------	-----

R083 Box of 6 Buffer Stop (Hor)	£8
R083 Single (Hor)	£1.40
GM55 Buffer stop lights (Gau)	£7
R6227 Building/terminal Accessories Pack 1. Contains 1 x R6001, 1 x R171, 2 x R464, 1 x R460 (Hor)	£18
R636 Double track level crossing (Hor)	£24
44-042 Lifting Jacks x 4 (16 x 23 50mm) (Bac)	£6.38
44-560 Linedside cabinets (Bac)	£6.76



SL-43 Loco Lift and storage unit (Pec)	£11
OOCAT1 Overhead Mk3 High Speed Catenary Single Mast (Pack of 10) - 5 long arm and 5 short arm easi-fix mounting system (Dap)	£8
LK-10 Plate Girder Bridge Sides (Pec)	£3.50
R514 Platform Canopy x 2 (Hor)	£12
SL-40 Rail built buffer stop (Pec)	£1.50
R334 Station canopy (Hor)	£19
R460 Straight Platform (Hor)	£3.50
R6614 Straight Platform x 2 - Skeladale (Hor)	£9

R406 Colour Light Signal (Hor)	£19
R169 Horn junction signal (Hor)	£10
DS1 One Touch DCC Signal Horn (R/G) (Tra)	£22

SL-002-001 Signal - Motorised, LMS home (COSIGN3) (Dap)	£22
SL-002-002 Signal post LMS distant upper quadrant (ex-COSIGN4) (Dap)	£22



## Opening Hours

Shop 8am to 6pm Mon to Sat  
10am to 4pm Sun

Phones 7am to 9pm Mon to Thu  
8am to 6pm Fri & Sat  
9am to 5pm Sun



### Buses

UK6043 ADL Enviro 400H First London (Nor)	£48
UK6039 ADL Enviro 400H Stagecoach in London (Nor)	£48
UK6034 ADL Enviro400H Hybrid Stagecoach Oxford (Nor)	£48
34003EFE AEC 2RT2 Bus "London Transport" (EFE)	£26.50
34303 AEC 2RT2 bus "London Transport" in red (EFE)	£24
27704EFE AEC STL Bus (No Root Box) Green Country "London Transport" (EFE)	£26.50
B112B Bristol Lodokka LD5G Closed Platform "Eastern Counties" Route 216 (Circa 1955 - 1972) (Bas) <b>NEW</b>	£16
B1021A Bristol Lodokka LD5G Closed Platform "Eastern Counties" - Router Circular Service, 230 (Circa 1954 - 1971) (Bas) <b>NEW</b>	£21
B111A Bristol Lodokka (R Open Door Crossover) (K20) (Bas)	£21



B202A Bristol MW Single Deck Bus 'Crosville' to Blaenau Ffestiniog (circa 1964-1977) (Bas)	£16
B1021A Bristol MW Single Deck Bus "Eastern Counties" to Cromer (circa 1959-1974) (Bas)	£16
B201B Bristol MW Single Deck Bus "Eastern Counties" to Ipswich (circa 1959-1974) (Bas)	£16
OM46410A Caetano C1650, Luckless Travel, Isle of Wight Festival (Cor)	£30
31308EFE Daimler B20 "London Driver Training Bus" (EFE)	£28.50
28011EFE Daimler DMS 1 door "West Midlands P.T.E." (EFE) <b>NEW</b>	£26.50
18013EFE Daimler MCW Fleetline "Birmingham City Transport" (EFE)	£26.50
18014EFE Daimler MCW Fleetline "Greater Manchester Transport" (EFE) <b>NEW</b>	£26.50

### NEW



27318EFE Leyland TD1 "Wilts & Dorset" (EFE) **NEW** £26.50

### NEW



28824 Leyland Titan 2 door "London Transport" (EFE) <b>NEW</b>	£26.50
36903EFE Park Royal Regent V "East Kent N.B.C." (EFE) <b>NEW</b>	£26.50
76PAN001 Plaxton Panorama 1 Southdown (Oxf)	£13
UK009 Scania OmniCity London United F&TIP Group, Production run of 600 (Nor)	£48
28823EFE Titan London Transport Golden Jubilee Bus (EFE)	£29



76WFA002 Weymann Fanfare Grey Cars AEC (Oxf)	£12
76WFL001 Weymann Fanfare Leyland Southdown (Oxf)	£12
76WFL002 Weymann Fanfare Triumph Coaches Leyland (Oxf)	£13
OM46502A Wright Eclipse Gemini 2 "Brighton and Hove, 7 Brighton Marina" NEW TOOLING (Cor)	£32
OM46502B Wright Eclipse Gemini 2 "Brighton and Hove, 7 Hove George Street" NEW TOOLING (Cor)	£32

### Cars

76SET32 5 Place Land Rover Set W/Disco Defender/Freelander (Oxf) <b>NEW</b>	£19
44-533 Dilester of 8 cars to fit IPA car transporter wagon. 2 needed for each 38-250 (Bas)	£10.16
76REL004 Rollair Regal Honey Bee (Oxf) <b>NEW</b>	£4.45
76RP004 Rover P6 Paprika (Oxf) <b>NEW</b>	£4.45
76W0004 Wolsley 18/95 Maroon/Ivory (Oxf) <b>NEW</b>	£4.45

### Commercial vehicles

L14 2 tonford trucks - 1 red, 1 yellow (Bas)	£7
76ATK002 Atkinson Borderer 40H Fridge Trailer "Globe of Freeborough" (Oxf)	£14



76OWB010 Bedford OWB Bristol Tramways (Oxf)	£13
76BMC003 BMC Car Transporter & Two Minis BMC Competitions Dept (Oxf) £16	
D-90 Bristol B6 Flatbed - "Somerset Wire Company" (BRS) (Bas)	(list £6.99)
CR2003- Car Set 2 Morris Minor, Ford Anglia & Vauxhall Viva (alternate colours to CR1003). Non limited (Cor) (list £9.99) . <b>BARGAIN</b>	£3
DA78 Commer Bulk Tipper National Coal Board (Circa 1954-1964) - model does not actually tip (Bas)	£7.99
DA03 D-Series flatbed kerbstone load "Marshalls" (Bas)	(list £8.99)
	<b>BARGAIN</b> £4



76DT003 Diamond T Charles Thurston (Oxf) £10

### NEW



76EC001 ERF EC Olympic 40ft Fridge Scollie Transport (Oxf) <b>NEW</b>	£18
76FT013CC Ford Transit Coca-Cola (Oxf) <b>NEW</b>	£4.95
76FT015CC Ford Transit LWB High Roof Diet Coke (Bottles) (Oxf) <b>NEW</b>	£4.95
76FT018CC Ford Transit LWB High Roof Diet Coke (Bottles) (Oxf) <b>NEW</b>	£4.95
76FCR001 Fowler B6 Crane Marston's Dukes of York (Dorset) (Oxf)	£13
76FOW002 Fowler B6 Road Locomotive Pickdicks Titan (Oxf)	£13
76G0009 Green Goddess Robert Bios circus (Oxf) <b>NEW</b>	£10
76LAN2011 Land Rover Series II Canvas Back Bronze Green (Oxf) £4.95	
76SET16 Land Rover Transporter set transporter & 8 vehicles (Oxf)	£40
76SP009 Scammell Pioneer Artillery Tractor Lutwella Gate 1943 (Oxf) <b>NEW</b>	£10
76WHSCACAB Scania cab - plain white (no operator) (Oxf)	£8



### NEW



76SCL001 Scania Crane Lorry 'D R Macleod' (Oxf)	£13
76SHL01CT Scania Highline Combitrailer & Container "Eddie Stobart" (Oxf)	£20
76DBU001 Scania Topline Drawbar Unit "Eddie Stobart" (Oxf)	£20
76STR001 Showmans Trailer Bertam Mills (Oxf)	£9.95

### Military ground vehicles

76BD011 Bedford OX Queen Mary Trailer RAF 108 Repair Salvage Unit Tunisia 1943 (Oxf)	£12
76BD004 Bedford OY 3 Ton LSV "15th Scottish Infantry" (Oxf)	£9
76DEF013 Land Rover Defender Station Wagon RAF (Oxf) <b>NEW</b>	£4.75
76LAN180008 Land Rover Series 1 80" Canvas 34th Light AA Reg. Firdan (Oxf) <b>NEW</b>	£5
76SP004 Pioneer Artillery Tractor "Royal Artillery 1st Army" (Oxf)	£9
76SP007 Scammell Pioneer 1st Armoured Division (Oxf)	£11

### Public Service vehicles

76AM005 AEC Mercury T1 Derbyshire Fire Service (Oxf)	£17
76F8005 Dennis F8 Devon Fire Brigade (Oxf) <b>NEW</b>	£11
76MA002 Mercedes Sprinter S15 CDI Modern Ambulance - London (Oxf)	£6.50

## N Gauge Steam locos



ND095a Britannia Pacific 4-6-2 70000 "Britannia" in BR Green late crest and original smoke deflectors (Oxf) £107	
372-626 Class 2MT Ivatt 2-6-0 45440 BR lined black early emblem (Gra)	£93.46
372-625 Class 2MT Ivatt 2-6-0 40521 in BR lined green late crest (Gra)	£93.46



2S-015-002 Class 2MT Ivatt 2-6-2 in BR black early emblem (Dap)	£53
---	-----



2S-015-003 Class 2MT Ivatt 2-6-2 in BR black late crest (Dap) £53	
2S-015-001 Class 2MT Ivatt 2-6-2 in LMS black (Dap)	£53



2S-009-005 Class 3800 2-8-0 3819 in GWR green GWR lettering (Dap)	£105
2S-014-003 Class 45xx 2-4-2 4571 BR black British Railways lettering (Dap)	£53



2S-010-003D Class 49xx Hall steam loco 4958 "Priory Hall" in GWR lined green. DCC fitted (Dap)	£111
--	------



372-061 Class 4F 0-6-0 3851 in LMS black Johnson tender (Gra)	£93.46
372-062 Class 4F 0-6-0 43875 BR black early emblem & Johnson tender (Gra)	£93.46
372-060 Class 4F 0-6-0 43024 BR black late crest & Fowler tender (Gra)	£93.46



372-139 Class 5 4-6-0 45206 in BR Lined Black Early Emblem (Gra)	£118.96
372-138 Class 5 4-6-0 5190 in LMS plain black (Gra)	£10.46



2S-007-007 Class 57xx Pannier #4607 in BR black early crest (Dap)	£61
2S-007-008 Class 57xx Pannier #5724 GWR Green GWR Lettering (Dap)	£61
2S-007-008 Class 57xx Pannier #5764 GWR green Great Western lettering (Dap)	£61
2S-007-013 Class 57xx Pannier 0-6-0 9744 in British Railways green (Dap)	£61
372-481 Class 6P Jubilee 4-6-0 45572 "Eire" in BR lined green late crest & weathered (Gra)	£118.96



372-480 Class 6P Jubilee 4-6-0 5664 "Nelson" in LMS Crimson (Gra)	£110.46
---	---------



2S-001-001 Class 7800 Manor 4-6-0 7801 "Anthony Manor" in GWR green shirtbutton emblem (Dap)	£100
2S-001-001D Class 7800 Manor 4-6-0 7801 "Anthony Manor" in GWR green shirtbutton emblem. DCC Fitted (Dap)	£119
2S-001-000 Class 7800 Manor 4-6-0 7810 "Draycott Manor" in BR lined green late crest (Dap)	£100



2S-017-002 Class 7MT Britannia 4-6-2 70009 "Alfred the Great" in BR green late crest (Dap)	£101
2S-017-002D Class 7MT Britannia 4-6-2 70009 "Alfred the Great" in BR green late crest. DCC Fitted (Dap)	£119
2S-017-004 Class 7MT Britannia 4-6-2 70021 "Morning Star" BR green late crest (Dap)	£101



2S-017-005 Class 7MT Britannia 4-6-2 70025 "Western Star" in BR green late crest - weathered (Dap)	£107
372-181 Class 8P Duchess 4-6-2 46229 "Duchess of Hamilton" BR green early emblem (Gra)	£127.46
372-182 Class 8P Duchess 4-6-2 46235 "City of Birmingham" BR green late crest (Gra)	£127.46



372-184 Class 8P Duchess 4-6-2 46245 "City of London" BR crimson late crest (Gra)	£127.46
---	---------



2S-013-005 Class 9F 2-10-0 92006 in BR black early emblem & BRIG tender - weathered (Dap)	£94
2S-013-004 Class 9F 2-10-0 92052 BR black early emblem & BRIC tender (Dap)	£87
2S-013-001 Class 9F 2-10-0 92088 BR black late crest & BRIC tender (Dap)	£87



### BARGAIN

372-802 Class A1 4-6-2 60147 "North Eastern" in BR green early emblem (Gra) (list £144.40) <b>BARGAIN</b>	£111
---	------



372-800A Class A1 4-6-2 60163 "Tornado" BR lined Brunswick green (Gra)	£133.75
--	---------



ND129G Class A3 steam loco 2744 "Grand Parade" in LNER apple green (Dap)	£99
--	-----



2S-008-003 Class A4 steam loco 60004 "William Whitelaw" in British Railways Garter blue (Dap)	£105
2S-008-001 Class A4 steam loco 60012 "Commonwealth of Australia" in BR green early crest (Dap)	£105



372-402 Class J39 0-6-0 84791 in BR black late crest & stepped tender (Gra)	£80.71
372-403 Class J39 0-6-0 84841 in BR black late crest & stepped tender - weathered (Gra)	£84.96
372-401 Class J39 0-6-0 64960 BR black early emblem & flat sided tender (Gra)	£80.71
2S-016-002 Class M7 0-4-4 in BR black early emblem (Dap)	£53



2S-016-003 Class M7 0-4-4 in BR black late crest (Dap) £53	
--	--



2S-016-001 Class M7 0-4-4 in Southern Railway green (Dap) £53	
2S-016-004 Class M7 0-4-4 in Southern Railway green - weathered (Dap)	£57



ND207D Class G1 0-6-0 C7 steam loco in SR black (Dap)	£83
372-426 Class WD Australia 2-8-0 90505 in BR black late crest (Gra)	£116.96



372-188 Princess Coronation Class 4-6-2 46226 "Duchess of Norfolk" in BR Express Passenger blue early emblem (Gra)	£127.46
372-185 Princess Coronation Class 4-6-2 46236 "City of Bradford" in BR black early emblem (Gra)	£127.46

### Train packs

370-2014 Bachmann N Scale Silver Anniversary Set Class 5P Jubilee & Class 47 locos in wooden box certificate (Gra)	£203.96
--	---------

### Diesel locos



371-019 Class 08 diesel 08897 in EWS - weathered (Gra)	£76.46
372-953 Class 14 diesel D9526 BR green weep strips - weathered (Gra)	£72.08



2D-020-002 Class 153 DMU 153371 in London Midland grey & green (Dap)	£79
2D-020-001 Class 153 DMU 153378 in Central Trains green (Dap)	£79



2D-021-002 Class 156 2 car DMU 156419 in Provincial (Dap) £95	
2D-021-001 Class 156 2 car DMU 156508 Strathclyde Passenger Transport (Dap)	£95



371-032 Class 20 diesel 20063 in BR blue indicator discs - weathered (Gra)	£93.46
2D-012-000* Class 22 diesel loco 6326 in BR blue full yellow ends (Dap) (list £136.89) . <b>BARGAIN</b>	£99
2D-012-010D Class 22 diesel loco D6311 in BR green no yellow panels & disc headcodes. DCC Fitted (Dap)	£124



2D-012-013 Class 22 diesel loco D6315 in BR blue (pre-TOPs font numbering) - weathered (Dap)	£111
--	------



372-978 Class 24 diesel 24061 BR blue yellow ends (Gra)	£84.96
371-086 Class 25/1 diesel D5222 in BR green, weathered (Gra)	£93.46



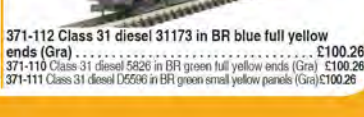
371-087 Class 25/2 diesel 25245 in BR blue (Gra)	£84.96
--	--------



2D-013-000 Class 27 diesel #27108 in BR blue (Dap) <b>NEW</b>	£82
ND206D Class 27 diesel 27032 in BR blue plaid gateway doors (Dap)	£93
ND205A Class 27 diesel D5366 in BR green and gateway doors (Dap)	£93
2D-013-053 Class 27 diesel D5360 BR green small yellow panel (Dummy) (Dap) <b>NEW</b>	£33
2D-013-054 Class 27 diesel D5369 BR green small yellow panel (Dummy) (Dap) <b>NEW</b>	£33
2D-013-001 Class 27 diesel loco D5401 BR green small yellow panels. (Dap) <b>NEW</b>	£82



371-112 Class 31 diesel 31173 in BR blue full yellow ends (Gra)	£100.26
371-110 Class 31 diesel 31226 in BR green full yellow ends (Gra)	£100.26
371-111 Class 31 diesel D5596 in BR green small yellow panels (Gra) £100.26	





## Want it DCC fitted?

www.ehattons.com/dccfitting

for more details



## Electric locos



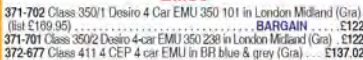
## HSTs



## DMUs



## EMUs



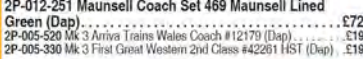
## Train sets - analogue



## Train sets - DCC



## Coaches



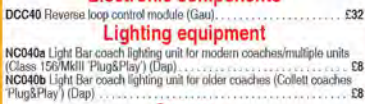
## Wagons



## DCC decoders



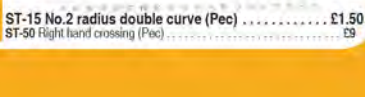

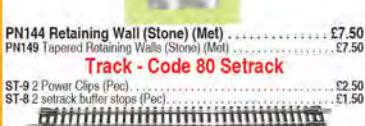
## Electronic components



## Lighting equipment



## Spare





Visit

[www.ehattons.com/new](http://www.ehattons.com/new)

for new releases



ST-6 Setrack left hand point insulfrog (Pec) ..... £8.50  
ST-6 Setrack right hand point insulfrog (Pec) ..... £8.50  
ST-2 Short straight (Pec) ..... £1  
ST-1 Standard straight track (Pec) ..... £1.30



ST-300 Starter Track Set (Pec) ..... £44  
379-450 Straight Track 174mm (Gra) ..... £1  
379-450 Pack of 12 (Gra) ..... £10

Track - Code 80 Streamline



SL-300 Pack of 25 1 yard (91.5cm) length of Wooden-Sleeper Nickel Silver Flexible track (Pec) ..... £64  
SL-300 Single (Pec) ..... £3  
SL-E389 Left hand large point electrofrog (Pec) ..... £10  
SL-389 Left hand large point insulfrog (Pec) ..... £10  
SL-388 Left hand medium point insulfrog (Pec) ..... £9  
SL-388 Right hand large point insulfrog (Pec) ..... £9  
SL-E395 Right hand medium point electrofrog (Pec) ..... £9  
SL-395 Right hand medium point insulfrog (Pec) ..... £9

Track - Code 55 Finescale Streamline



SL-300F Pack of 30 1 yard (91.5cm) length of Finescale Nickel Silver flexible track (Pec) ..... £84  
SL-300F Single (Pec) ..... £3  
SL-302F 1 Yard of Nickel Silver Flexible Track Console Sleepers (Pec) ..... £3.50  
SL-302F Pack of 30 (Pec) ..... £91



SL-E399F 3-way finescale turnout (Pec) ..... £26  
SL-E387F Finescale curved double radius left hand point electrofrog (Pec) ..... £11  
SL-E386F Finescale curved double radius right hand point electrofrog (Pec) ..... £11



SL-E390F Finescale double slip electrofrog (Pec) ..... £35  
SL-390F Finescale double slip insulfrog (finescale only) (Pec) ..... £35  
SL-E389F Finescale left hand large point electrofrog (Pec) ..... £11  
SL-E386F Finescale left hand medium point electrofrog (Pec) ..... £10  
SL-E392F Finescale left hand small point electrofrog (Pec) ..... £9  
SL-E394F Finescale long crossing electrofrog (Pec) ..... £10  
SL-E388F Finescale right hand large point electrofrog (Pec) ..... £11  
SL-E385F Finescale right hand medium point electrofrog (Pec) ..... £10  
SL-E391F Finescale right hand small point electrofrog (Pec) ..... £9  
SL-E383F Finescale scissors crossover electrofrog (Pec) ..... £58  
SL-E380F Finescale single slip electrofrog (Pec) ..... £34  
SL-E397F Finescale Y Point electrofrog (Pec) ..... £11

Track & Points

379-453 Curved Track - Radius 228.6mm Arc 22.5 (Gra) ..... £1  
379-453 Pack of 12 (Gra) ..... £10  
379-460 Left Hand Standard Point (Gra) ..... £7  
379-461 Right Hand Standard Point (Gra) ..... £7

Track underlay

GM201 Flexible grey ballasted N gauge underlay real granite stone (Gau) ..... £18  
SL-350 Roll of Underlay (5 Metres) (Pec) ..... £6

Railway publications

379-015 Graham Farish 2015 Catalogue (Gra) ..... £6

HO Gauge (1:87 Scale)

Electronic components

DCC40 Reverse loop control module (Gau) ..... £32

Spares

GM50 OO/HO gauge loco wheel cleaner (Gau) ..... £24

O Gauge (1:43 Scale)

Diesel locos



4050 Class 40 1Co-Co1 in BR green small yellow panels (Hel) ..... £500

Coaches

4922 BR Mk1 BSK brake 2nd corridor coach in blue & grey (Hel) ..... £250  
4910 BR Mk1 SO 2nd open in maroon & cream (Hel) (list £325) BARGAIN £250  
4911 BR Mk1 SO 2nd open in maroon (Hel) ..... £250



4952 Mk1 BG full brake in BR blue and grey (Hel) ..... £250  
4994 Mk1 GUV full brake in Southern Region Green (Hel) ..... £250

Wagons

1050 100box OAA in BR blue - early (Hel) ..... £63  
1043 200box VAA sliding door van in EWS (Hel) ..... £63



1042 200xx VAA sliding door van in Railfreight red & grey (Hel) ..... £63



1007 33xx class B tank in Esso black without full branding (Hel) ..... £63  
1005 33xx class B tank in Mobil Charrington red (Hel) ..... £63  
1003 33xx class B tank in Regent black (Hel) ..... £63  
1002 33xx class B tank in Waste Oil black (Hel) ..... £63  
7F-051-017W 6 Plank A Brantley - Weathered (Dap) ..... £33.50  
7F-031-002 8-wheel milk tanker in CWS red (Dap) ..... £62

Analogue controllers

DO Double/Twin track O scale controller 14V DC 2Amp (Gau) ..... £159.95  
Track - Code 124 Bullhead Streamline



SL-700BH Box of 12 1 Yard O Gauge Flexible Nickel Silver Track (Bullhead Nickel Silver Rail) (Pec) ..... £73  
SL-700BH Single (Pec) ..... £6.50  
SL-E787BH Left hand O gauge curved turnout (Pec) ..... £50



SL-E792BH Left hand point bullhead rail and electrofrog (Pec) ..... £39  
SL-E786BH Right hand O gauge curved turnout (Pec) ..... £39  
SL-E791BH Right hand point bullhead rail and electrofrog (Pec) ..... £39  
ST-725 Setrack Bullhead 2nd radius standard curve 410mm (16") radius 102mm (40.5"), 16 make a circle (Pec) ..... REDUCED £8  
SL-E797BH Y Point bullhead rail & electrofrog (Pec) ..... £39

Cars

43AK016 Austin 3 Way British Rail (Oxt) NEW ..... £11  
43AS002 Austin Seven RN Saloon Light Royal Blue (Oxt) ..... £13  
43ASV002 Austin Seven RN Van AA (Oxt) ..... £13



43BN6001 Bentley MK VI Ivo Peters (Oxt) NEW ..... £18  
VA13700 BMW (E30) Alpina C2.5 Convertible, Brilliant Red (Cor) (list £22.99) ..... BARGAIN £14  
VA10812 Ford Capri Mk3 2.8 Injection, Forest Green and Crystal Green (Cor) (list £22.99) ..... BARGAIN £14  
43HT003 Healey Tickford Pale Blue (Oxt) NEW ..... £19  
VA14000 Vauxhall Cavalier Mk2 2.0 CDi, Smoke Grey - NEW TOOL (Cor) ..... £19  
VA13105 Vauxhall Cavalier GSi, David Leslie & Ecurie Ecosse Team, 1993 Auto Trader RAC British Touring Car Championship (Cor) (list £26.99) ..... BARGAIN £16

G Scale

Train sets - analogue

90069 Porcy and two Troublesome trucks train set (Thomas the Tank Engine) (Bac) ..... £199  
90087B Thomas' Christmas Delivery train set brass track (Thomas the Tank Engine) (Bac) ..... £289

Analogue controllers



10LGB Single Track Cased Controller for G Scale (Gau) £79

Track & Points

10005 1.5m rail section for creating flexible track (LGB) ..... £10  
10005 Pack of 20 (LGB) ..... £200  
11000LGB Curved track radius 1.30 degrees, 12 sections make a circle (LGB) ..... £7  
12100 Left hand point, manual switch, 30 degrees radius 1 (LGB) ..... £37



16050 Right hand point, electrical switch, 22.5 degrees radius 3 (LGB) ..... £78

10610 Box of 6 Straight track 1200mm long (LGB) ..... £124  
10610 Single (LGB) ..... £23

Any or Multiple Scales

Analogue controllers



COMBI Combi 12v 1Amp Single Track Controller Transformer (Gau) ..... £30



DS Double power controller brake simulator (Gau) ..... £119



D Double/Twin track power controller (Gau) ..... £69



Q Quadruple 4 circuit power controller (Gau) ..... £130  
S8-1 Super shuttle controller (Gau) ..... £24

Analogue power supplies

Analogue point control

CDU Capacitor Discharge Unit (Gau) ..... £11  
PL-35 Capacitor Discharge Unit Mk2 (Pec) ..... £14



PL-15 Twin Microswitch (Pec) ..... £7

DCC decoders



DCR-8PIN-2SAX Box of 10 8-pin (harness) 2-function 1.1Amp small & thin decoder back EMF (Hat) ..... £99  
DCR-8PIN-2SAX Single (Hat) ..... £11  
DCR-8PIN-2SAX Box of 5 (Hat) ..... £50



DCR-8PIN-Harness Box of 10 8-pin (harness) 4-function 1.1Amp decoder back EMF (Hat) ..... £94  
DCR-8PIN-Harness Single (Hat) ..... £10  
DCR-8PIN-Harness Box of 5 (Hat) ..... £48  
36-552 8-pin 2-function 1A decoder (ideal for smaller OO and a small number of N gauge locos) (Bac) ..... £13.60



36-553 8-pin 3-function 0.75A decoder back EMF (Bac) ..... £15.50

DCC controllers



50200 ECoS Command Station DCC controller full colour LCD touch screen & dual controllers motorised dials & easy CV (ESU) ..... £509  
36-520 E.Z. Command 5 amp booster transformer (Bac) ..... £190  
36-507 E.Z. Command Dynamis system - Additional handset (Bac) ..... £64.13



524-042 NCE Power Cab controller 12V 1.5A (NCE) ..... £136



DCC02 Prodigy "Advance 2" starter DCC controller package (Gau) ..... £215



DCC14 Prodigy Advance 2 Backlit Walkaround controller (Gau) ..... £99



DCC51 Prodigy Wireless Conversion Set (Gau) ..... £200



524-027 SB5 Smart Booster Entry level 5A DCC system for use Power Cab controller (NCE) ..... £144

Point motors

PL-9.5 Mounting Plates for use PL-10E (Pec) ..... £2.50  
PL-10WE High performance turnout point motor extended pin (Pec) ..... £8



PL-10 Bag of 6 Point Motor (Switch Machine) (Pec) ..... £34

PL-10 Single (Pec) ..... £6  
PM-2 Seep point motor (Gau) ..... £3.50  
PM-4 Seep point Motor Self Latching Switch (Gau) ..... £5



PM-1 Seep point motor accessory switch (Gau) ..... £4



PL-11 Side mounted point motor (Pec) ..... £7.50  
PL-50 Turnout switch module (makes wiring points easy) (Pec) ..... £14

Switches & Levers



PL-13 Accessory Switch for fitting to turnout motor PL10 (Pec) ..... £3  
PL-22 Lever Operated On/Off Switch (Pec) ..... £5  
PL-26B Passing Contact Switch - Black Lever (Pec) ..... £5.50



PL-26R Passing Contact Switch - Red Lever (Pec) ..... £5.50  
PL-26W Passing Contact Switch - White Lever (Pec) ..... £5.50  
PL-26Y Passing Contact Switch - Yellow Lever (Pec) ..... £5.50  
PL-27 Switch Console Unit (Pec) ..... £3.50  
PL-31 Switch Terminal Connectors (Pec) ..... £2.50  
PL-51 Turnout switch module add-on (makes wiring easy) (Pec) ..... £5.50

Electronic components

HF-2 Electronic twin track cleaner (Gau) ..... £37  
TLU Tension lock uncoupler (Gau) ..... £9

Accessories

PL-41 Rail Cleaning Rubber (Pec) ..... £3  
SL-14 Track Fixing Pins (Pec) ..... £1.50  
AC-13 Track Magic (Del) ..... £7

Spares



TT4550 Tidy Track Rail Tracker Cleaning Kit (Woo) ..... £25.25  
TT4581 Tidy Track Track Painter - Rusty Rail (Woo) ..... £5.50

Minerals, Water & Rocks

B1382 Ballast Shaker - Medium - Gray (Woo) ..... £8.60

Track underlay

GM130 Cork sheet - 1/16 thickness 3' x 2' (800 x 900mm) approx (Gau) ..... £5.50



JCS18L Cork Sheet - 1/8" Thick - 24" x 36" (Jav) ..... £8

ST1410 Incline For Transition From 1 Level To Another - 2% Set - Elevates Track 4" in 16' - 2.5" Wide - Pack of 8 (Woo) ..... £15.40

Paint accessories

AB500 Portable spray booth extractor fan (Exp) ..... £87.95

Glues

AD-57 Pocket Card Glue: Clean, Neat & Instant Card Modelling Glue (ideal For Superquick & Metcalfe) - 50ml (Del) ..... £5.20



# CASH TODAY

Money for your secondhand  
locos & rolling stock

Tel : **0151 733 3655**  
Email : [preowned@ehattons.com](mailto:preowned@ehattons.com)

Phone opening times  
Mon to Thu **7am-9pm** Fri & Sat **8am-6pm** Sun **9am-5pm**

Shop opening times  
Mon to Sat **8am-6pm** Sun **10am-4pm**

"Thanks for the prompt service.  
I'm amazed that you sent a  
valuation less than a day after  
my original enquiry!"

Mr K Stevens, Hull

"I was very pleased with the  
price offered by Hatton's and the  
simplicity of the service - I hope  
you find happy new owners for my  
locomotives"

Mr R Thompson, Surrey

## Step 1

**Contact us** with your list of items

Email your list of items to:  
[preowned@ehattons.com](mailto:preowned@ehattons.com)

Post your list to:  
**364-368 Smithdown Road, Liverpool, L15 5AN**

Phone us with your list on:  
**0151 733 3655**



## Step 2

Our experienced staff **Review** your list

A **Valuation** is made of your items



We make you an **Offer**  
(usually within 24 hours)

## Step 3

Either **Send** us your items

Or we arrange to **Collect**



## Step 4

Once we receive the items we'll **Check**  
them and **Confirm** the offer



## Step 5

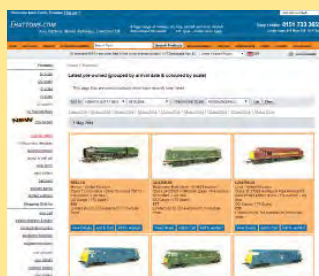


We make **Payment**

Fast and secure with your choice of either  
**Cash - Bank Transfer - PayPal - Cheque**

All items listed online at

[www.ehattons.com/  
latestpreowned](http://www.ehattons.com/latestpreowned)



**Hundreds of new items  
added every day**

All brands purchased:

(including)



"I've bought from Hatton's  
for years and the trade-in  
service is just as efficient  
and friendly as usual - great  
service!"

Mr H Moorhouse, Lincoln





• REPAIRS DONE • CUSTOMERS WANTED!.. With an eye for a bargain • DCC DECODERS FITTED •

R 2946 BR Blue 4Vep ..... £90

## TRAIN SETS

Flight Of The Mallard £105  
Tornado Pullman Express £95

## STEAM LOCO'S

R 3110 BR 262 Tank 61Xx Class ..... £69  
R 3017 Patriot Sir Herbert Walker ..... £90 £100  
R 3030 LMS 4F ..... £70  
R 3124 BR Early Crest 42XX ..... £98  
R 3126 BR Late Crest 52XX ..... £98  
R 3243 Late Crest K1 62024 ..... £120  
R 3243A Late Crest K1 62027 ..... £120

## TTS SOUNDS LOCOS

R 3245 A1 Tornado ..... £140  
R 3370 Duke Of Gloucester ..... £128  
R 3285 LNER A4 Gadwall ..... £95  
R 3286 CLASS 40 Empress Of Canada ..... £79  
R 3289 CLASS 37 Network Rail ..... £79

## DAPOL

D 6316, 6328 Dapol Class 22 With Head Code ..... £105  
D 6326, D6316 Discs Without Headcode ..... £107  
Dapol Coach Kits ..... £9.95  
Dapol Ready Made Coaches ..... £12.95  
Full Range Of Dapol Rolling Stock

## OXFORD DIECAST

Good Range Of E.f.e. Buses, Many Local  
Including 16124 Bradford Leyland PD 2 ..... £15

Full range of 00 & N Gauge  
Cars, Wagons, Buses, Tractors etc.

## COACHES

R 4634A/B/C Blue Grey Std With Lights ..... £33  
R 4534A Push-Pull Coach Pk ..... £59.99  
R 4534B Push-Pull Coach Pk ..... £62.50

## LIGHTED PULLMAN COACHES

R 4478/79/80/81/86/87 ..... £25  
R 4639 A/B/C TSO Midland Main Line ..... £27  
R 4638/A FO Midland Main Line ..... £27  
R 4444A FO Intercity Blue/Grey ..... £27  
R 4446A TSO Intercity Blue/Grey ..... £27  
R 4429 Pullman NO.171 ..... £25  
R 4468 Gresley Buffet Blue/Grey ..... £39.95  
R 4406A Crimson & Cream Brake 3Rd ..... £21  
R 4408A Crimson & Cream Brake Comp ..... £21  
R 4407A Crimson & Cream Composite ..... £21  
MK 3 Coaches

Midland Main Line Fo, Tso, Tgs, Buffet ..... £27  
Blue Grey Eastern Region With Lights Fo, Tso, Tgs Buffet ..... £33  
Ex Virgin Fo, Tso, Tgs, Buffet Mk 1 Coaches ..... £26.50  
R 4635/A/B Arriva Wales Mk 3 Standard Class ..... £26.50  
MK 1 Coaches

Crimson & Cream, Choc & Cream & Maroon So, Tso Composite & Full

See us at Middlesbrough Exhibition,  
Newport Settlement, TS1 5NA 16-17 May

# PENNINE Models

at Haworth

Wednesday to Sunday 11am-5pm

33/35 Mill Hey, Haworth,

Keighley BD22 8NQ

Tel: 01535 642367

penninemodels@gmail.com

Brake Available In Railroad ..... £19  
Full Specification Which Is Metal Wheels & Enhanced Printing ..... £23  
Southern Br Green, So With Lights ..... £33  
Other Types To Follow

## WAGONS

R6466/67/68 OTA EWS Red ..... £13.00 EA  
R6489/70/71 OTA Thamesboard Blue ..... £12.00 EA  
R6541 Total ..... £6.95  
R6543 Murco 100T Tank ..... £17  
R6642/A Shunters Wagon Gw ..... £9  
R6643/A Shunters Wagon BR ..... £9  
R6647 Ex Blue Spot Barrier ..... £9.60  
R6650 Br Black Trout ..... £16.50  
R6401A BR 9 Plank Grey ..... £5.50

## HORNBY YEAR WAGONS

2010 ..... £5.50  
2011 ..... £6.00  
2013 ..... £8.25  
2014 ..... £10.50  
2015 ..... £9.50

## MKI COACH SPECIAL OFFER £24.00 £18.50

R4642 BG Choc/cream  
R4644 TSO Choc/cream  
R4643 TSO Maroon  
R4619 BG Maroon  
R4621 TSO Maroon  
R4620 S0 Crimson/cream

## BARGAIN GRESLEY COACHES £39.00 £29.00

R4566 Composite brake  
R4567 Corridor first  
R4568 Corridor second  
R4569 Buffet  
R4264A & B Gresley Sleeper Maroon ..... £17.50

## EVERYTHING IN THE SHOP TO TURN A TRAIN SET INTO A MODEL RAILWAY

# Along Classic Lines.com

Rail & Bus Models • Visit [www.alongclassiclines.com](http://www.alongclassiclines.com) • Email: [info@alongclassiclines.com](mailto:info@alongclassiclines.com)

We buy and sell all types of New & Pre-owned Model Railway & Bus models. Post & Packing £2.95 per order, delivery by tracked courier. Opening hours Mon to Sat 8-5 Closed Wed, for sales & information please call 0161 614 1099

### NEW HORNBY 2014/15 LOCOMOTIVES

R3346 Class 92 Co-Co Electric Loco 92009 Marco Polo DB red ..... £74.49



R3290A 2 HAL 2 CAR EMU in British Railways green sm yell panel ..... £125.49  
R3290 2 HAL 2 CAR EMU in British Railways green ..... £125.49  
R3286ts Class 40 Diesel Loco BR green sm yell panel, with DCC SOUND ..... £82.49  
R3285ts Gresley A4 Class, 4469 Goodwill LNER blue DCC FITTED ..... £99.99  
R3283 Bograd 0-4-005 Diesel Shunter, in red and dark grey industrial user livery ..... £29.75  
R3271 HST power cars in BR eastern region livery ..... £209.49  
R3269 HST power cars in BR eastern region livery ..... £209.49  
R3258 2 BR 2 car EMU in BR blue ..... £119.49  
R3257 2 BR 2 car EMU in BR green ..... £119.49  
R3246ts LNER 2-8-2 'Cock O' The North' P2 class with TTS Sound ..... £149.00  
R3243A K1 Class 2-6-0 Loco 62027 in BR late black ..... £119.49  
R3242 K1 Class 2-6-0 Loco, 62015 in BR early black ..... £119.49  
R3236 Class 8 Locomotive 'Duke of Gloucester' late be green ..... £123.49  
R3232 Class J15 0-6-0 Tender Locomotive, 65445 in BR late black ..... £105.49  
R3230 Class J15 0-6-0 Tender Locomotive, 65236 in BR early black ..... £105.49  
R3229 Star Class 4-4-0 Loco, 'British Monarchs' BR early green ..... £135.49  
R3228 J94 Austerity 2-8-0 Loco, No 12 'National Coal Board Kent' in blue ..... £73.49  
R3225 Churchward 7-2-2 Tank loco 7233 GWR green ..... £124.49



R3324 Churchward 52xx 2-8-0 Tank loco 5259 BR black ..... £112.49  
R3223 Churchward 42xx 2-8-0 Tank loco 4257 ..... £117.49  
R3222 Churchward 42xx 2-8-0 Tank loco, 4261 GWR green ..... £119.49  
R3220 Train Pack 'Tysley Connection' Hall Class loco + 3 coaches ..... £169.49  
R3219 Train Pack 'WWT Troop Train Star Class with Clerestory Coaches' ..... £149.49  
R3208 Schools Class 4-4-0 Loco, 30915 'Brighton' in BR early black large chimney £129.99  
R3205 BR Hall Class 4-4-0 loco, 4965 'Lord Ashton Hall' BR late green ..... £110.49  
R3202 A3 Class 4-4-0 Loco, 60103 'Flying Scotsman' BR late green - Limited Edition 149.49  
R3194 'Schools' Class 4-4-0 Loco, 30937 'Epsom' BR black large style chimney ..... £121.49  
R3192 Train Pack, Duke of Gloucester Special Edition with 3 coaches ..... £162.49  
R3190 Thompson L1 4-6-2 Tank loco, 67777 in BR early black ..... £105.49  
R3189 Thompson L1 4-6-2 Tank loco, 9003 in LNER apple green ..... £116.95



R3188 Gresley W2 Class 0-6-2 Tank Locomotive, 49543 in BR black ..... £79.99  
R3187 W2 Class 0-6-2 Tank Locomotive, 1744 in Great Northern Railway lined green 84.49  
R3172 Class 67 Bo-Bo Diesel Loco, 67002, Arriva Trains Blue Livery ..... £117.00  
R3170 Schools Class 4-4-0 Locomotive, 'Cheltenham' in SR green ..... £84.49  
R3169 Hull Class 4-4-0 Loco, 4901 'Adderley Hall' GWR green ..... £79.49  
R3167x Star Class 4-4-0, 4061 Glastonbury Abbey' BR early green DCC FITTED ..... £139.00  
R3167 Churchward Star Class 4-6-0, 4061 Glastonbury Abbey' BR early green ..... £119.49  
R3162A BR 2 BR 2 car EMU in BR green ..... £122.49  
R3141 Class 60 Co-Co Diesel Loco, 60099 'Tartu Steel' in DB Schenker silver/grey £135.00  
R3131 A4 Class 4-6-2 Loco, 4462 'Great Snipe' LNER blue ..... £134.00  
R3118 Castle Class 4-6-0 Locomotive, 7023 'Penrice Castle' GWR green ..... £139.49  
R3114 Thompson 81 Class 4-4-0 Loco, 61270 in BR late black ..... £119.49  
R3114A Thompson 81 Class 4-4-0 Loco, 61267 in BR late black ..... £119.49  
R3108 T9 Class, 708 in Southern Railway black with 8 wheel tender ..... £112.49  
R3107 T9 'Greyhound' 4-4-0, 30513 in BR lined black, 4 wheel tender ..... 109.99  
R3105 Castle Class, 4-6-0 Loco & Tender, 5075 'Wellington' in GW gr Hawksworth tender ..... £109.49  
R3086 A1 Class 4-6-2 Loco 4472 'Flying Scotsman' in LNER green ..... £89.49  
R3085 Class 06 0-4-0 Diesel Shunter 06008 in BR blue ..... £28.49  
R3063 Midland Railway Compound, 1000 in LMS maroon ..... 75.99  
R3061 Churchward County Class 4-4-0 Loco, 3821 'County of Bedford' GW green ..... £78.49  
R3060 A1 Class Loco, 60163 Tornado BR lined Apple Green ..... £ 65.00  
R3048 Class 08 Diesel Shunter, 08673 'Piccadilly' Intercity grey ..... £89.00  
R3019 Grange Class 4-6-0, 6845 'Paviland Grange' in BR late Green (W) ..... £124.49  
R3006 BR (ex GWR) 2-8-0 28xx Class, 3864 in BR early black ..... £104.75

### PRE-OWNED HORNBY 00 GAUGE

R2921 B17/1, 4-6-0 Loco, 61637 'Thorp Hall' BR early green ..... £119.00  
R2922 B17/1, 4-6-0 Loco, 61637 'Grimstey Tower' BR late green ..... £119.00  
R2569 Train Pack 'Talisman' A3 Class 'Sandwich' BR green with 3 coaches ..... £145.49  
R2560 Train Pack 'Lord of the Isles' 4-2-2 loco and 3 GWR coaches DCC ready ..... £125.49  
R2583 LMS Valley Single, 14010 in LMS ..... £79.49  
R2829 SR T9 Class 4-4-0 Locomotive, 314 in Southern black ..... £89.49  
R2558 Hawksworth County Class, 1007 'County of Breckford' BR early black ..... £79.49  
R2066 Fowler 4F 0-6-0 Tender Loco, 44331 in BR late black ..... £69.99  
R2064 Dean, Class '2301' 0-6-0 Tender locomotive, 2468 in Great Western green ..... 75.49  
R2745 Schools Class, 902 'Wellington' Southern Railway malachite ..... 89.49  
R2975 Britannia Class, 70000 'Britannia' in BR plain unlined black Special Edition ..... 123.00  
R2273 B17/4 (ex Class, 61663 'Everton' in BR late green (point clip to buffer beam) ..... 56.00  
R2959 BR (ex LNER) L1 Class 2-6-4T Tank Loco 67717 in BR Apple Green ..... £115.00

R2548 Grange Class, 6816 'Frankton Grange', BR early black (W) ..... £79.00

### NEW HELJAN LOCOMOTIVES

8800 AC Railcar in BR green with speed whiskers - NEW ..... 109.49  
1503 Class 15 Bo-Bo Diesel Loco, 08233 in BR green STP ..... £97.50  
1601 Class 16 Bo-Bo Diesel Loco, 08400 in BR full green livery ..... £109.00  
1717 Class 17 Bo-Bo Diesel Loco BR green ..... £92.49  
2320 Class 23 'Baby Dalc' Diesel, 05900 in BR gr (ex works), with Discs ..... £105.49  
2608 Class 26 Bo-Bo Diesel Loco, 05339 in BR gr STP ..... £92.49  
Class 26 Diesel, New Tooling various in stock ..... £99.00  
3410 Class 33/Bo-Bo Diesel Loco All New Tooling various in stock ..... £97.00  
4005 Prototype Co-Co Diesel Loco, No D0260 'Lion' in white ..... £109.00



8705 Wagon & Maschinenbau Railbus, E79961 in BR green livery in Gloss ex works ..... £95.00  
89xx Class 128 DPV, most versions are available, blue/green/red/weathered etc £99.00  
NOTE: New Heljan GUV's full range £265.00 and full range of Gauge 0 wagons/tankers now in stock

### NEW DAPOL OO LOCOMOTIVES

4D12001 Class 22 Diesel, 06316 in BR Green ..... £119.00  
4D30005 Class 52 Diesel, D1072 'Western Glory' BR blue ..... £119.00  
4D30001 Class 52 Diesel, D1029 'Western Legionnaire' BR Maroon STP ..... £119.00  
4D30007 Class 52 Diesel, D1012 'Western Firebrand' BR maroon ..... £119.00

### NEW DAPOL N GAUGE LOCOMOTIVES

Class 56 Co-Co Diesel Loco, 56105 in Calas livery ..... £109.49  
2012004 Class 22 Diesel Loco, 06313 in BR green sm yell panel ..... £120.00  
2d08003 A4 Class, 4-6-2 loco, 40004 'William Whitelaw', BR blue ..... £110.00  
2d07005 Panmier Tank 0-6-0PT loco, 197 in London Transport maroon ..... £69.00

### NEW MURPHY MODELS LOCOMOTIVES

MM0208 Class 201 208 GM Class 201 Diesel Loco 'River Logan' NBR blue ..... £134.49



MM0086 Class 071 GM Co-Co Diesel Loco, 086 CIE Orange & Black livery ..... £135.00

### BACHMANN LOCOMOTIVES OO GAUGE

25-2014 Special Boxed set, Jubilee and union jack Class 47 Limited Edition ..... £229.49  
30-325 First World War Ambulance Train Pack (GWR City Class 4-4-0 Loco City Of Birmingham in khaki + 3 Midland Coaches ..... £149.49  
31-002 Robinson Class 04, 2-8-0 loco 63635 in BR early black ..... £112.49  
31-052 J72 0-6-0 Tank engine, 66680 in BR early black ..... £39.49  
31-146 D11 Class 4-4-0 Loco, 62682 'Princess Alice' in Br Black ..... £119.49  
31-188 Stanier Jubilee Class Loco 45565 'Victoria' in BR late green weathered ..... £122.49  
31-336 Drewry Class 04, 060 Diesel Shunter, 02294 in BR blue ..... £45.49  
31-452A Ivatt 2-6-4 Tank Loco, 41202 BR late black ..... £54.49  
31-553 Gresley Y2 Class, 2-6-2 Loco, 60807 in BR black ..... £59.49  
31-564 Gresley Y2 Class 2-6-2 Loco, 60860 'Durham School' BR early black DCC ready ..... £95.49  
31-635 64xx 0-6-0PT Panmier Tank loco, 6407 in GWR green ..... £84.49  
31-636 64xx 0-6-0PT Panmier Tank loco, 6417 BR early black ..... £84.49  
31-656dc Class 47 Diesel, D1667 'Thor' in BR two tone green, DC Fitted ..... £113.00  
31-676K Class 85 Bo-Bo Electric Loco, 85101 'Doncaster Plant' in Railfreight grey L/E ..... £115.49  
31-677 Class 85 Bo-Bo Electric Loco, E3065 in BR blue ..... £104.49  
31-678 Class 85 Bo-Bo Electric Loco, 85026 in BR blue ..... £112.49  
31-930tr Midland 1000 Class Compound 4-4-0 Loco, 1000 in Midland lined crimson ..... 130.00  
31-931 LMS Compound 4-4-0 Loco, 1189 in LMS black ..... £125.00  
31-959 Gresley A4 Class Loco, 26 'Miles Beevor' in LNER blue ..... £95.49  
32-115 Class 08 Diesel Shunter, 08173 in BR weathered blue ..... £82.49  
32-250 WD Austerity 2-8-0 Locomotive, 400 'Sir Gai Williams' in LMR blue ..... £145.00  
32-388 Class 37 Diesel, 37427 'Bont Y Bermo' BR Large Loco W blue ..... £125.49



32-480bs Class 40, Diesel Loco D211 'Mauritania' BR green, discs, DCC SOUND ..... £229.99  
32-551 A1 Class 4-6-2 Loco, 60158 'Aberdonian' BR late green ..... £115.00  
32-938 Class 150/2, 2 car DMU in Northern Rail livery ..... £149.49  
32-928 Class 150/1, 2 car DMU in Provincial livery ..... £149.49  
32-927 Class 150/1, 2 car DMU in First Great Western ..... £149.49

Along Classic Lines stock a wide range of Train and Bus models please call 0161 614 1099 for more information and availability. 18 Cedar Edge, Urmoston Manchester M41 9HY- Callers strictly by appointment only please



# This month's **OXFORD** New Releases

1:72

Me 110G-2 - JG/1 Wespenn  
Geschwader, 1943  
AC051 1:72



DH Dragon Rapide  
TX310/GAIDL, RAF -  
Classic Air Force  
72DR008 1:72

1:43



Healey Tickford -  
Pale Blue  
HT003 1:43



Bentley MK VI -  
Ivo Peters  
BN6001 1:43



Austin 3 Way Van -  
British Rail  
AK016 1:43

1:76



ERF EC Olympic 40ft Fridge  
Trailer - Scotlee Transport  
76EC001 1:76



Ford Transit LWB  
Hi-Top - Coca Cola  
76FT013CC 1:76



Ford Transit LWB Hi-Top -  
Coke Zero (Bottles)  
76FT015CC 1:76



Ford Transit LWB Hi-Top -  
Diet Coke (Bottles)  
76FT018CC 1:76



Green Goddess -  
Robert Brothers Circus  
76GG009 1:76



Dennis F8 -  
Devon Fire Brigade  
76F8005 1:76



Land Rover Defender  
Station Wagon - RAF  
76DEF013 1:76



Scammell Pioneer Artillery  
Tractor - Luftwaffe, Crete 1943  
76SP009 1:76



Mini Coupe -  
Chilli Red/Black  
76MC003 1:76



Rover P6 - Paprika  
76RP004 1:76



Reliant Regal Supervan 3 -  
Honey Beige  
76REL004 1:76



Wolseley 16/85 -  
Maroon/Ivory  
76W0004 1:76



Land Rover Defender -  
Berlin Scheme  
76DEF012 1:76

1:87



1965 Ford Mustang  
Convertible - Poppy Red  
87MU65001 1:87



1956 Lincoln Continental  
Mk II - Presidential Black  
87LC56001 1:87



1957 Mercury Turnpike -  
Black/Pastel Peach  
87MT57001 1:87



1961 Lincoln Continental  
X100 - Presidential Blue  
87LC61001 1:87



1956 Ford Thunderbird -  
Goldenglow Yellow/White  
87TH56005 1:87



1949 Mercury - Black  
87ME49005 1:87

1:148

Scammell Scarab  
Flatbed - BRS Parcels  
NRAB005 1:148



5 Piece Land Rover Set  
76SET32 1:43



To order, call:

**02380 248850**



Follow us on Twitter

@OxfordDiecastUK

See more at:

**www.oxforddiecast.co.uk**

OXFORD DIECAST LTD. PO Box 62, Swansea SA1 4YA Tel: 01792 643500

**OXFORD** 

Precision die-cast scale engineering  
at surprisingly inexpensive prices










# BOOK LAW PUBLICATIONS.


382 Carlton Hill, NOTTINGHAM. NG4 1JA  
**THE UK's Leading Transport Book Publisher.**



**Hot Line Orders : Tele ; 0115 961 1066 ; FAX 01623 792704 [www.booklaw.co.uk](http://www.booklaw.co.uk)**



The First 25 Years 3 -	£25.00
LNER Wagons Vol 4b	£38.95
London Railways Atlas 4th Edition	£20.00
Signalling The Caledonian Railway	£30.00
Cock O' The North ; Gresley's Bold Experiment	£25.00
Narrow Gauge Lines Of The British Isles	£25.00
BR Parcels And Passenger-Rated Stock Vol 2	£15.00
Scrapyards Around The UK	£9.99
East Coast Main Line No.7	£9.99
Stafford : Railways In & Around	£19.99
LMS Patriots / Royal Scots & Coronations. Each	£9.99
D For Diesels : 7	£9.99
Class 50s To The Cornish Riviera (All Colour)	£12.50
Bala Junction To Blaenau Ffestiniog	£23.99
Over The Peak 2 - Peak Dale To Millers Dale	£23.99
Manchester To Crewe Part Two	£23.99
Shrewsbury To Crewe : A Detailed History	£23.99
South From Chesterfield (Foxline)	£19.99
Forward To Nottingham Victoria	£19.99
Private Owner Wagons ; 13 <sup>th</sup> Collection	£22.50
LMS Review No. 2	£18.95
Tyneside & The Tyne Valley Line	£16.99
The GWR Exposed	£30.00
Along The Route Of The Ace	£20.00
LB & SCR Carriages Volume 1	£29.95
British Railways Pre-Grouping Atlas & Gazetteer	£20.00
Rail Atlas Europe	£27.50
Edinburgh St Margarets	£30.00
Nottingham To Boston	£17.99
Loughborough To Nottingham	£17.99
BR Locomotives & Rolling Stock 2015 Combine	£19.99
Rail Guide 2015	£20.00
Southern Ways Issue 30	£14.50
The Border Counties Railway 2	£9.99
Cambrian Lines	£9.99
British Locomotive Shed Directory & Allocations	£11.00
D For Diesels : VOLUMES 1 - 7 Each	£9.99



## We also carry a full range of titles from the following Publishers :-

Atlantic - Sutton - Bairstow - Bellcode - Colour Point - Countryside - Cheona - Capital - Challenger - Xpress - Foxline - Freightmaster - History Press - Heaton - Heathfield - IRS - Ian Allan - Irwell Press - Noodle Books - Kestrel - Lightmoor - Lamplight - LTHS - Midland - Middleton Press - Nostalgic Road - Oakwood Press - OPC - Platform 5 - Runpast - Pendragon - RCTS - Robin Hood - Silver Link - Stenlake - Strathwood - Train Crazy - Tempus - Triangle - Venture - Wild Swan - & Many Miscellaneous Publishers. A Full range of DVD's & Videos from B & R - Cine Rail / Marsden Rail etc. etc. WE ATTEND MANY MODEL RAILWAY EXHIBITIONS

**Shop Open - Mon-Sat 10.30am - 3.30pm**

**Orders Above £30.00 Sent POST FREE**

Overseas : Customers will be notified of P&P costs. - Send For Our Latest 64 Colour Catalogue - Also Available On Line **TRADE SUPPLIED**  
**A 15% Voucher For Future Purchases Will Be Sent With Each Order (Not Bargain Titles Please Quote- R I 05/15 - When Ordering)**





## LIMITED EDITION EXCLUSIVES

Hornby RailRoad LMS 0-6-T '16440' Jinty Class 3F



ONLY  
£49.99

- DCC Fitted
- Livery: LMS
- R3297X
- Wheel Configuration: 06-6-0T

Hornby BR 4-6-2 'Earl Haig' Britannia Class 2014

- DCC Ready
- Livery: BR
- R3295

Hornby BR 4-6-2 'Lord Kitchener' Britannia Class

- DCC Ready
- Livery: BR
- R3294

Hornby RailRoad LNER 4-4-0 'The Burton' D49/2 Class



ONLY  
£59.99

- DCC Fitted
- Livery: LNER
- 3 Pole & Flywheel. Loco Drive
- R3296X




OUT  
JULY  
ONLY  
£129.99



OUT  
JULY  
ONLY  
£129.99

# Static Grass? Not At These Prices!

CHECK THE WEBSITE FOR OUR FULL RANGE OF MODELLING PRODUCTS



Grass Tufts	Grass Applicator	Static Grass For Your Applicator
2-4mm Tall Only £2.00ea	2Kv Power £25 7Kv Power £30	20g Bags 1, 2, 4 & 6mm Long £3.00 Or In A Shaker Jar £3.50

Gift sets and  
vouchers from £10  
also available to buy  
online

W: [themodeltreeshop.co.uk](http://themodeltreeshop.co.uk) E: [sales@themodeltreeshop.co.uk](mailto:sales@themodeltreeshop.co.uk)  
The Model Tree Shop, 4 David Hume View, Chirnside, Scottish Borders, TD11 3SX  
Tel: 01890 819021 Fax: 01890 817 111

My Hermes  
£4.95 P&P  
Royal Mail  
£6.95 P&P



# **WANTED**

## **MODEL RAILWAY & COLLECTABLES**

### **Top Prices Paid**

*For all makes, all  
gauges and live steam,  
aeroplane kits, boats,  
die cast etc.*

### **Instant cash paid**

*Will travel to collect*



**01945 429252**  
**07723 336344**  
**email: [dbmodels@live.com](mailto:dbmodels@live.com)**

28c Europa Way, Wisbech, Cambs, PE13 2TZ





## The Highlands by Steam

Explore historic Edinburgh, admire the countryside of Perthshire and enjoy a traditional steam train ride through the Cairngorm Mountains as you take an unforgettable rail holiday across the Scottish Highlands.

**Itinerary** (for full details visit [www.raildiscoveries.com/AHS](http://www.raildiscoveries.com/AHS))

**Day 1: Your Tour Manager greets you in Edinburgh** at the centrally located Ibis Edinburgh Centre and you are free for the rest of the day to explore this historic city.

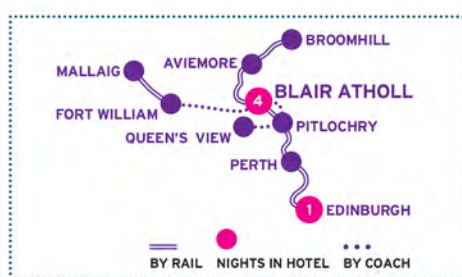
**Day 2: Enjoy a morning at leisure** in Scotland's proud capital from the hotel's fabulous location just off the Royal Mile. In the afternoon you will travel across the Forth Bridge and through scenic Perthshire to the pretty village of Blair Atholl and our hotel for the next four nights, the cosy Atholl Arms Hotel which is located close to the railway station and Blair Castle.

**Day 3: Today's excursion takes you to Queen's View**, one of Scotland's most famous lookouts, where you can enjoy the stunning panorama stretching out across Loch Tummel to the Glencoe hills. Spend lunchtime in one of Perthshire's main tourist destinations, Pitlochry, nestled beneath Ben Vrackie. In the afternoon head to the Blair Athol Distillery for a guided tour and tasting to discover one of the whiskies in the famous Bell's Blend.

**Day 4: Join the Jacobite Steam Train** in Fort William for a magnificent return journey on the West Highland Line in restored carriages. The train crosses the famous Glenfinnan Viaduct, and descends towards Mallaig - which overlooks the Small Isles standing proudly in the Atlantic. On arrival, why not sample the catch of the day in one of this authentic fishing port's restaurants?

**Day 5: Take a spectacular trip on the Strathspey Steam Railway** through the Cairngorms from Aviemore, following the route of the historic Highland Railway. After this nostalgic journey, continue to the Cairngorm Mountain Railway, Scotland's only funicular railway, for a thrilling ride to the summit station at more than 3,500ft above sea level. After time to take in the magnificent mountain panorama, you make your descent and return by regional train to Blair Atholl.

**Day 6: Return by train to Edinburgh** where your tour concludes. Before departing you may like to explore this fine city one last time.



2015	Price	2015	Price
14 Jun 15	Sold out	20 Sep 15	£545
28 Jun 15	£565	4 Oct 15	£495
13 Sep 15	£565		

6 DAYS from **£495**

### NO HIDDEN EXTRAS:

- ✓ Fully escorted by a UK Tour Manager from start to finish
- ✓ 5 nights' hotel accommodation with breakfast
- ✓ Centrally located hotels
- ✓ 2 dinners
- ✓ Excursion to Queen's View
- ✓ Visit to Pitlochry
- ✓ Guided tour of Blair Athol Distillery with a local guide and tasting
- ✓ A journey aboard the Jacobite Steam Train
- ✓ A ride on the Strathspey Steam Railway
- ✓ The Cairngorm Mountain Railway
- ✓ All tour itinerary admission costs

Call us now to book or request a brochure

**01904 730567**  
[www.raildiscoveries.com](http://www.raildiscoveries.com)

Our tour advisors are here 7 days a week

FLIGHT-INCLUSIVE HOLIDAYS ARE ATOL PROTECTED, NON-FLIGHT-INCLUSIVE HOLIDAYS ARE FINANCIALLY PROTECTED BY ABTA.




Dates and prices are subject to availability. Prices shown are per person, based on 2 people sharing. Prices may change prior to and after publication. Itinerary may differ depending on the departure date you choose - please call for details. Terms and conditions apply. Calls will be recorded.



## THE MODEL RAILWAY SHOP

- New & Used MODEL RAILWAYS  
• Bought • Sold • Part Exchanged  
• Free Service, pay only for parts

Specialising in back catalogue and hard to find items Genuine Model Railway Enthusiast since 1953  
Authorised Hornby Retailer



**10% off** to Hornby magazine readers valid for the month of June/July 2015  
— on surrender of this advert  
We also have a one pound box and one pound tree box

Email: [modelrailwayshop@hotmail.co.uk](mailto:modelrailwayshop@hotmail.co.uk)  
Tel: 01977 706730 24 Helpline: 07940 368316  
30 Station Lane, Featherstone WF7 5BE

**Roxey**  
MOULDINGS

58 Dudley Road, Walton-on-Thames,  
Surrey KT12 2JU Tel: 01932 245439

**Online Shop: [roxeymouldings.co.uk](http://roxeymouldings.co.uk)**  
VISA/Mastercard/Maestro/Switch accepted



Frecclesham-Newport MRS

**Coach Kits in 0 & 00 Gauges**

**Loco Kits**  
in 4mm & 7mm Scales  
**Coach Kits**  
in 4mm & 7mm Scales  
**Wagon Kits**  
in 4mm & 7mm Scales  
**Wheels & Accessories**  
in 4mm & 7mm  
**Mashima** Motors &  
Gearboxes for 4mm & 7mm  
**Tenshodo** Motor Bogies  
& Motors  
**Ixion** 0 Gauge Locos  
**Markits/Romford**  
Wheels & Accessories  
**Price List** A5 SAE

SouthWest  
**digital**

Distributor  
for the UK



**As real as it gets!**



Photos: Chris Perkins

**ALL products come with a 2 year warranty  
and FREE return postage**

**Close your eyes and  
you're there!**

**UDRIVE**

responsive sound algorithm

The highest quality sounds in all  
gauges. A wide range of responsive  
steam and diesel sounds developed  
for the all new **UDRIVE**

**Crystal clear digital  
sound**



Test drive the latest loco sounds with  
stunning clarity at SWD – call now for  
more info

**T: 01934 515382** **[info@swd4esu.co.uk](mailto:info@swd4esu.co.uk)**  
**[www.southwestdigital.co.uk](http://www.southwestdigital.co.uk)**

**Locomotion**  
THE NATIONAL RAILWAY MUSEUM AT SHILDON

**National  
Railway  
Museum**

**BACHMANN**  
EUROPE PIC

## “The National Collection in Miniature” Series

Bachmann Exclusive Edition based on the NRM's “Ivatt” large Atlantic locomotive.  
**Four variants available:**



BR No. 62822 (black weathered livery)



LNER No. 3251 (apple green livery)



GNR No. 251 (preserved livery)



BR No. 62822 (black pristine livery)

**NOW IN STOCK!**



A £50 deposit secures your  
choice of model with the  
balance plus p&p payable  
prior to dispatch.



**Available exclusively from:**  
**[www.locomotionmodels.com](http://www.locomotionmodels.com)** the NRM's on-line model shop  
or the **Locomotion** museum shop in Shildon **Tel: 01388 771439**



Earlestown has deep routes within the history of today's modern railway. Home to the Vulcan foundry where such engines as Deltics and LMS engines were built, the Viaduct Wagon Works where freight wagons were built and more recently, Earlestown has become home to Sawyer Models.



Opened in May 2014, Andrew Sawyer welcomes Loco enthusiasts from across the nation. With a full DCC installed working layout, Sawyer Models provides a great selection for advanced collectors and for those who are just getting started.



Situated on Bridge Street, Sawyer Models are OPEN Monday to Wednesday and Friday to Saturday 10am to 5pm CLOSED Thursdays and Sundays with FREE parking throughout Earlestown and only a 2 minute walk from Earlestown train station.

27 Bridge Street, Earlestown, Newton-Le-Willows, Merseyside, WA12 9BE  
01925 227835 info@sawyermodels.co.uk www.sawyermodels.co.uk

Also find us on:

Facebook: sawyermodelsearlestown and also on: Twitter @SawyerModels

New N & OO scale models now available  
see our website  
for details



Peedie Models

Tel: 01856 252510

Resin and brass etch kits

www.peediemodels.com

Mail orders  
welcome



Trade orders  
welcome



PARKWOOD

Manufacturers of fine quality display cases and cabinets  
Designed for the purpose built to last

OO/HO Store & Stack (Small & Large)

Two robust storage systems able to provide long-term protection and storage for your 'OO' / 'HO' collections. The cases are of a sturdy stackable design with a detachable lid held in place by two snap on handles. There are four 'fit out' Polyethylene Foam Inserts for the 'Large' case and two inserts for the 'Small' case, each insert is machined to house 5 coaches or Locos with Tenders. Insert slot length for the 'Large' case is 340 mm, and 352 mm for the 'Small' case. Foam Infill strips are provided with each case and these may be cut to a suitable length and pressed into the slots to form pockets to house wagons and shorter rolling stock. A soft foam pad in the lid of each case prevents the movement of the inserts during transit.

Storage capacity  
Large Case, 20 Coaches or Locos with Tenders.  
Small Case, 10 Coaches or Locos with Tenders.

Online Price

Store and Stack Small £69.98

Store and Stack Large £106.82 (inc. VAT and P&P)

Visit [www.parkwood-arts.co.uk](http://www.parkwood-arts.co.uk)



Parkwood Arts Ltd, Froxfield Green, Nr. Petersfield Hants. GU32 1DJ  
Tel. 01730 266151 Fax. 01730 265866 Email. sales@parkwood-arts.co.uk

MODEL RAILWAY SOLUTIONS

Tel: 01202 798068

Email: [info@modelrailwaysolutions.co.uk](mailto:info@modelrailwaysolutions.co.uk)

Contact us for a quote on all your baseboard and helix requirements, either bespoke or from our own modular range.

Please take a moment to browse our online store or visit us at -  
Unit 1, 10-12 Alder Hills, Poole, Dorset. BH12 4AL.

[www.modelrailwaysolutions.co.uk](http://www.modelrailwaysolutions.co.uk)

NEW!

Laser Cut Open Sided Barn

OO / 4MM / 1:76



- \* Precision laser cut cardkit
- \* Pre-weathered roof texture
- \* Detailed roof interior
- \* Step by step instructions
- \* Lots of scope for kit bashing!

L=208mm x W=125mm x H=84mm

Only £7.49 with FREE UK P&P!



scalemodelscenery  
Tel: 01530 456952  
.co.uk

A C Models

Tel: 02380 610100 [www.acmodelseastleigh.co.uk](http://www.acmodelseastleigh.co.uk)

We have now expanded to number 9 High Street  
and our Spares Department & Games Workshop at number 7 is now open  
Visit us at [www.acmodelsspares.co.uk](http://www.acmodelsspares.co.uk).

New R/C Dept now open

Your one stop shop for the model enthusiast, selling brand new and near new model trains, slotcars, sets, and diecast toys at very special prices direct from our website or our shop in Eastleigh.

Stockists of

SCALEXTRIC

HORNBY

PECO

SPECTRA

PECO

AIRFIX

BRITAIN'S

and much more

VISA

PayPal

MasterCard

7/9 High Street, Eastleigh, Hants SO50 5LF

email: [info@acmodelseastleigh.co.uk](mailto:info@acmodelseastleigh.co.uk) Closed Weds, Sun.

MORRIS MODELS  
NORTH LANCING

80 Manor Road, N Lancing,  
West Sussex, BN15 0HD  
Tel 01903 754850

[www.morris-models.co.uk](http://www.morris-models.co.uk)  
[info@morrismodels.co.uk](mailto:info@morrismodels.co.uk)

We are between Brighton & Worthing, just off A27 west of Shoreham Airport

BRITISH RAILWAYS



PLUS MANY OTHER RANGES OF SCENIC  
MATERIALS, BUILDINGS, VEHICLES etc

BICYC-LED



OO/HO & N  
Cycles & M/cycles  
with working  
lights!!  
See our webshop  
for details

Easy free parking!!  
Open Mon - Sat  
9.30 to 5.00

CONTINENTAL RAILWAYS



MONK BAR  
model shop

Find us by Monk Bar  
2 Goodramgate  
York YO1 7LQ  
Tel. 01904 659423  
[info@monkbarmodelshop.co.uk](mailto:info@monkbarmodelshop.co.uk)

Model Railways - Diecast Planes & Vehicles  
Plastic Kits & Figures - Scalextric - Jigsaws

Open  
Monday - Saturday  
9am - 5.30pm  
Only 2 minutes  
from York Minster



Large  
selection of  
OO & N Gauge

Stockists of Hornby, Bachmann, Peco, Dapol, Gaugemaster, Ratio, Wills  
Woodland Scenics, Metcalfe, Oxford Diecasts, Base Toys and many more

[www.collectable-models.co.uk](http://www.collectable-models.co.uk)



We support [www.hornby.org](http://www.hornby.org) Trade enquiries welcome on some ranges

**THE HOBBY SHOP** Est. 1968  
Tel. 01795 531666  
[www.hobb-e-mail.com](http://www.hobb-e-mail.com)

WEST S1 Faversham, Kent, ME13 7JB SMS Text no. 07889 818727



BACHMANN, BREKINA, BUSCH, DAPOL, FLEISCHMANN, HELJAN, HERPA, HORNBY, IWATA, METCALFE, PECO, PREISER, RATIO, REALTRACK, ROCO, SUNDEALA and much more

Visit → [scalescenes.com](http://scalescenes.com)  
Download → Print → Build

The home of quality downloadable card model railway kits since 2005

**NEW Low Relief Factory**  
Available in five different brick colours ONLY £3.99

Wide range of doors

Optional loading dock and awning

Buy once unlimited prints

Card kits that pass closer inspection

View our large range of N and OO kits and texture sheets

[scale scenes .com](http://scalescenes.com)

**PHOTOWORLD**  
New Address: 26 Queens Road, Craig-y-don, LLANDUDNO LL30 1AZ  
Telephone 01492 871818

Bachmann 31-635 GWR 64AA green	£72.50
Bachmann 31-637 BR 64XX green, lined	£72.50
Bachmann 31-366 Class 03 Shunter BR	£70.50
Hornby R3169 Olton Hall (as used in Harry Potter Films)	£82.99
Hornby Railroad 'Flying Scotsman'	£84.99
OO Coaches from £18.00; Wagons from	£6.50
Humbrol set of Weathering Powders: 8 colours, 1 Decalfix, 1 Palette & 1 Brush	£35
Woodland Scenics Learning Kits	£15.75 each
Woodland Scenics Rock Moulds from	£7.75
Casting Plaster 1kg.	£4.50
Plaster Bandage Twin Pack	£4.50
Digital Chip Fitting Service from	£10 plus chip

UK Postage £4 per order Shop Hours: Weekdays 10-12.30 then 2.30 - 5. Saturday 10-5

*Durham Trains of Stanley*



"more than just a model shop"

Opening hours: Mon 09.30-17.00, Tue 09.30-17.00 Wed Closed, Thu 11.00-19.00, Fri 09.30-17.00, Sat 09.30-17.00, Sun Closed  
6 Station Road, Stanley, Co. Durham, DH9 0JL  
Tel: 01207 232545  
[www.durhamtrainsofstanley.co.uk](http://www.durhamtrainsofstanley.co.uk)  
Email: [sales@durhamtrainsofstanley.co.uk](mailto:sales@durhamtrainsofstanley.co.uk)

**Modellers Mecca**  
The West Midlands largest model railway specialist. New, Used & Part Exchange.

LIMITED EDITION

450 Albion Street  
Wall Heath  
Kingswinford  
West Midlands  
DY6 0JP

Pre Order Now!  
Bachmann 38-750Z: 22 Ton ZGV Tube Wagon Satlink Western  
KDB730863 - BR Style Tube diag. 1/448

Come and Browse Our Extensive Shop, with Knowledgeable and Welcoming Staff or...

**Spend Over £50 Online and Get FREE POSTAGE**

[www.modellers-mecca.co.uk](http://www.modellers-mecca.co.uk)

Opening Times:  
Mon: 09.30 - 14.00  
Tues: 09.30 - 17.30  
Weds: 09.30 - 17.30  
Thurs: 09.30 - 14.00  
Fri: 09.30 - 17.30  
Sat: 09.30 - 16.00

Follow us on [Facebook](https://www.facebook.com/modellersmecca) [Twitter](https://www.twitter.com/modellersmecca) [YouTube](https://www.youtube.com/modellersmecca)

Tel: 01384 278 206  
[sales@modellers-mecca.co.uk](mailto:sales@modellers-mecca.co.uk)

**Trains4U.com**  
01733 895989 [Trains4U@btconnect.com](mailto:Trains4U@btconnect.com)

Peterborough's Model Railway and Slot Car Specialists

**HORNBY** **DELUXE** **HELJAN** **GRAHAM FARISH** **DAPOL** **PECO**

**SCALEXTRIC**

**Revell** **AIRFIX** **TAMIYA** **ESU** **WILLS KITS** **TCS** **RATIO**

27 St. David's Square, Fengate,  
Peterborough PE1 5QA  
Open Tues-Sat 9am-5pm, Sun 10am-4pm

**www.wicormodels.com**

7 West Street, Portchester, Hampshire PO16 9XB  
Tel: 023 9235 1160  
email: [mail@wicor-models.co.uk](mailto:mail@wicor-models.co.uk)

Stockists of a range of products from: Hornby, Bachmann, Dapol, Gaugemaster, Graham Farish, Parkside Dundas, Peco, Corgi, EFE, Oxford Diecast, Scalextric, Airfix, Humbrol, Expo Tools and many others.

Portchester open Monday to Saturday 09:00 to 17:00,

**TRAIN TIMES**  
The Eastbourne Models and Collector's Centre

Eastbourne's longest serving model shop is now **OPEN** again.

Stocking lines from Airfix, Bachmann, Deluxe Materials, Gaugemaster, Hornby, Humbrol, Tamiya Oxford Diecast, PECO and more.

[www.traintimesmodelshop.co.uk](http://www.traintimesmodelshop.co.uk)  
(01323) 722026 - [traintimestoo@gmail.com](mailto:traintimestoo@gmail.com)  
Open 9am-5pm Tuesday to Saturday, open late on Friday (7pm)





# Kernow Model Rail Centre

Visit [www.kernowmodelrailcentre.com](http://www.kernowmodelrailcentre.com) or call our team on 01209 714099

UK POSTAGE & PACKING = £4 PER ORDER. ORDERS OVER £150 = POST FREE



## LOOK OUT FOR THE BARGAIN PRICES HIGHLIGHTED IN YELLOW!

### KMRC LIMITED EDITIONS IN STOCK SHOWN WITH BLACK BORDER

#### BJ MODELS OO GAUGE

K2057 2-4-0WT Beattie Well Tank Steam Loco No. 30596 BR... £99.99

#### BACHMANN E-Z COMMAND

36-505 F-Z Command Dynamics Digital Control Unit... £122.50  
36-507 F-Z Command Dynamics Handset... £49.99  
36-508 F-Z Command Dynamics Pro Box... £139.99  
36-509 F-Z Command Dynamics Wireless Receiver... £14.99  
36-561 Bachmann Accessory Decoder... £39.99

#### BACHMANN OO STEAM LOCOMOTIVES

25-2014 Silver Anniversary Set with Silver Jubilee & Class 47... £214.99  
30-042 Digital Starter Set... £129.99  
30-053 Torbay Express Train Set... £89.99  
30-080 The Western Wanderer Train Set... £109.99  
30-105 The Midland Marvel Train Set... £149.99  
30-170 The Thames Clyde Express Train Set... £149.99  
30-325 Ambulance Train Pack... £144.99  
30-575 The Railway Children Train Pack... £119.99  
31-013 Class 7F No. 53808 BR Black L/C & Dealey Tender... £111.95  
31-085 3200 Earl Class 4-4-0 9022 BR Black E/F, weathered... £114.99  
31-086 3200 Earl Class 4-4-0 9017 BR Black E/F... £104.99  
31-087 3200 Earl Class 4-4-0 9003 GWR Green... £104.99  
31-127 300x HOD No. 3025 BR Black E/F... £84.99  
31-128 300x HOD No. 3036 BR Black E/F, weathered... £121.95  
31-137 Class D11/2 No. 6385 'Lucie Muckelbauer' LNER... £106.99  
31-138 Class D11/2 No. 62882 'Hayston of Bucklaw' BR... £106.99  
31-167 L&YR 2-4-2 No. 50795 BR Lined Black E/F, weathered... £79.99  
31-188 Jubilee No. 45565 'Victoria' BR L/C weathered... £118.99  
31-189 Jubilee No. 45606 'Falkland Islands' BR E/F weathered... £118.99  
31-318 Robinson Class J11 (GCR 9J) 5317 LNER Black... £77.99  
31-430 Midland Class 1F No. 1725 LMS Black... £79.99  
31-465 Watlington Class C, 31579 BR Black L/C... £99.99  
31-529 12 No. 6034 'Irish Elegance' BR Green E/F... £144.95  
31-530 12 No. 526 'Sugar Palm' LNER Green... £125.99  
31-565 V2 No. 60362 BR Lined Green L/C & Double Chimney... £101.99  
31-626A Class 3P 0-6-0 No. 43257 BR Black E/F... £84.95

31-635 Class 64xx  
0-6-0 Pannier Tank  
No. 6406 in GWR  
Green with GWR  
lettering... £72.99

31-636 Class 64xx  
0-6-0 Pannier Tank  
No. 6417 in BR  
Black with early  
emblem... £72.99

31-637 Class 64xx  
0-6-0 Pannier Tank  
No. 6412 in BR  
lined green with late  
crest... £72.99

31-714 Class B1 61250 'A Harold Bibby' BR Lined Black E/F... £84.95  
31-880 Midland Class 4F No. 3851 LMS, Johnson/Dealey Tender... £77.99  
31-881 Midland Class 4F No. 43875 BR, Johnson/Dealey Tender... £77.99

31-882 Midland Class 4F  
Steam Loco No. 43924 BR  
Black Late Crest & Fowler,  
Tender (Preserved)... £77.99

31-931 Midland 4-4-0 Compound No. 1189 LMS Black... £114.99  
31-933 Midland 4-4-0 No. 41157 BR Lined Black L/C... £114.99  
32-154A N Class No. 31404 BR Lined Black L/C, weathered... £105.99  
32-233 Fowler Class 3F 0-6-0 Jinty No. 23, SJUR Blue... £62.99  
32-261 WD Austery 2-6-0 No. 90441, BR Black E/F... £111.99  
32-508 Standard Class SMT 73049 BR Green L/C, BRH Tender... £105.99  
32-509 Standard Class SMT 73109 BR Black E/F, BRH Tender... £105.99  
32-509 Class A1 60163 'Tornado' BR Lined Brunswick Green... £135.95  
32-828A Ivatt Class 2MT 2-6-0 46526 BR Green L/C, weathered... £93.99

35-076 Class E4  
0-6-2 Steam Loco  
No. 473 in Southern  
Green... NEW £93.95

35-077 Class E4  
0-6-2 Steam Loco  
No. 32556 BR Black  
E/F... NEW £93.95

35-078 Class E4  
0-6-2 Steam Loco  
No. 32500 BR Black  
L/C... NEW £93.95

#### BACHMANN OO DIESEL LOCOMOTIVES & MULTIPLE UNITS

30-160 Rural Commuter Train Set... £89.99  
31-364 Class 03 Diesel Shunter No. D2383 BR Grn, weathered... £76.99

31-365 Class 03 Diesel  
Shunter No. 03 170 BR  
Blue with Wasp Stripes,  
weathered finish... £70.95

31-366 Class 03 Diesel Shunter No. D2016 BR Green... £70.95  
31-577 MPV Unit No. 98910 & 98960, Railrack... £99.99  
31-588 Class 70 Powerhaul No. 70 005 Freightliner, weathered... £129.99  
31-655 Class 47 No. 47 301 Red Strip Railfreight DCC Ready... £89.99  
31-656 Class 470 190 Pectinidae Trainload Petroleum wtd... £89.99  
31-658 LMS Prototype No. 10000, BR Brunswick Green... £97.99  
31-659 LMS Prototype No. 10000, BR Brunswick Green... £97.99  
31-659 LMS Prototype No. 10001 'Irron' Freightliner, lightly wtd... £99.99  
32-106/ Class 08 Shunter 8091 'Irron' Freightliner, lightly wtd... £99.99  
32-285 Class 101 2 Car DMU BR Green w/Speed Whiskers... £127.99  
32-286 Class 101 2 Car DMU BR Green w/Small yellow panel... £127.99  
32-287 Class 101 2 Car DMU BR Blue & Grey... £127.99  
32-288 Class 101 2 Car DMU BR Blue... £127.99

32-390A/ Class 37 Diesel No. 37 905, Trainload Metals... £93.99  
32-390B/ Class 37 Diesel No. 37 906, Original Railfreight... £93.99

32-517 Derby/Lightweight 2 Car DMU BR Blue... £84.99  
32-529F Class 55 Deltic No. D9011, Two Tone Green... £93.99  
32-736 Class 66 No. 66 646 Coia Fly... £92.99  
32-815 Class 47 No. 47 334 'Fire Fly' Intercity Swallow... £92.99  
32-816 Class 47 No. 47 365 'Diamond Jubilee'... £93.99  
32-817 Class 47 No. 47 475 'Royal London Society for the Blind'... £93.99  
32-928 Class 150 2 Car Sprinter DMU No. 150 150... £135.99

## BARGAIN HORNBLY MODELS



R3010 Hornby King Arthur N15 Class Steam Loco 771 'Sir Sagamore' Southern Maunsell Green, DCC Ready. WAS...£149.99 NOW...£99.99



R3106 Hornby Class 28XX Steam Loco No. 2807 GWR as preserved, DCC Ready. WAS...£149.99 NOW...£99.99



R3108 Hornby T9 Class Steam Loco No. 708 Southern Black with Bullied Sunshine lettering, DCC Ready. WAS...£119.99 NOW...£79.99



R3161B Hornby 2-BIL 2 Car Electric Multiple Unit No. 2147 SR Green, DCC Ready. WAS...£130.25 NOW...£59.99



R3184 Hornby 1960 Brighton Belle Pullman Train Pack No. 3052 in Pullman livery, DCC Ready. WAS...£189.99 NOW...£108.99



R3194 Hornby Schools Class Steam Loco No. 30937 'Epsom' BR Black with Early Emblem, DCC Ready. WAS...£133.99 NOW...£89.99



R3257 Hornby 2-BIL 2 Car Electric Multiple Unit Set No. 2019 BR Green with small yellow panel, DCC Ready. WAS...£130.25 NOW...£59.99



R3258 Hornby 2-BIL 2 Car Electric Multiple Unit BR Blue, DCC Ready. WAS...£130.25 NOW...£59.99



R3259 Hornby 2-BIL 2 Car Electric Multiple Unit No. 2090 BR Blue, NRM Special Edition, DCC Ready. WAS...£130.25 NOW...£59.99



R3260 Hornby 2-HAL 2 Car Electric Multiple Unit No. 2653 SR Green, DCC Ready. WAS...£130.25 NOW...£74.99



R3280 Hornby Railroad Class A4 Steam Loco No. 4496 'Golden Shuttle' LNER Garter Blue, DCC Ready. WAS...£76.99 NOW...£49.99



R3282 Railroad Class 42 Warship Diesel Loco No. D853 'Thruster' BR Maroon with small yellow panels, DCC Ready. WAS...£54.99 NOW...£34.99

32-937 Class 150/2 2 Car Sprinter DMU No. 150 202 Centre... £127.95  
32-938 Class 150/2 2 Car Sprinter DMU Northern Rail... £127.95

#### BACHMANN OO DIESEL & MULTIPLE UNITS

31-030 Class 350/1 Desiro 4 Car EMU 350 111 'Apollo' Silver Linc... £159.95  
31-031 Class 350/1 Desiro 4 Car EMU 350 238 London Midland... £159.95  
31-032 Class 350/1 Desiro 4 Car EMU 350 102 London Midland... £159.95  
31-265 Class 419 Motor Luggage Van No. 568001 BR (SH) Green... £29.99  
31-266 Class 419 Motor Luggage Van No. 568006 BR (SH) Green... £29.99  
31-267 Class 419 Motor Luggage Van No. 568009 BR Blue & Grey... £29.99

31-268 Class 419 Motor  
Luggage Van No. 9004 Net-  
work South East... £83.99

31-269 Class 419 Motor Luggage Van No. 68008 Jaffa Cake... £83.99  
31-375 Class 419 Motor Luggage Van No. 5764 BR Blue... £94.95  
31-677 Class 85 Type A1 No. 85036 BR Blue (Pre-TOPS)... £94.95  
31-678 Class 85 No. 85 026 BR Blue... £94.95

#### BACHMANN DCC FITTED OO LOCOMOTIVES

30-048 Highland Tower Digital Sound Train Set... £259.99  
31-087DC 3200 Earl Class Steam 4-4-0 9003 GWR Green... £118.99  
31-167DC L&YR 2-4-2 Steam 50795 BR Black E/F, weathered... £98.99  
31-320DC Robinson Class J11 (GCR 9J) 64325 BR L/C... £92.99  
31-587DC Class 70 Diesel 70 004 Freightliner Powerhaul... £131.99  
31-628DC Class 3F 0-6-0 Steam Loco No. 43620, BR Black wtd... £101.99  
31-656DC Class 47 Diesel Loco No. D1677 'Thor' BR yellow ends... £104.99  
31-932DC Midland 4-4-0 Compound Steam 40934, BR L/C... £129.99  
32-260DC WD Austery 2-6-0 No. 90448, BR Black L/C... £126.99  
32-480DC Class 40 Diesel No. D211 'Maurelia' BR Green... £208.99

#### BACHMANN OO WAGONS/TRUCKS

FOR OUR FULL RANGE VISIT [WWW.KERNOWMODELRAILCENTRE.COM](http://WWW.KERNOWMODELRAILCENTRE.COM)

33-080X China Clay Wagon Triple Pack BR Baukite, weathered... £42.99  
37-065F Plank Wagon Wooden Floor David Parsons & Son... NEW £121.95  
37-529A 20 Ton Brake Van LNER Oxide... NEW £21.95  
37-530 20 Ton Brake Van BR Grey, weathered... NEW £21.95  
37-531 20 Ton Brake Van BR Baukite, weathered... NEW £21.95  
37-532 20 Ton Brake Van CAP/2TV BR Baukite... NEW £21.95

38-260Y Delabole Slate Pessilo Wagon Triple Pack, BR Baukite... £79.99

38-760 Long Tube Wagon BR Baukite, weathered... NEW £23.95

38-751 Long Tube Wagon BR Baukite (Early)... NEW £22.95

38-752 Long Tube Wagon B730811 BR Baukite... NEW £22.95

#### BACHMANN OO COACHES

39-000G Cornish Riviera Coach Pack BR Chocolate & Cream... £114.99  
39-000F Hunslet Barclay Woodkilling Mk2 Coaches Twin Pack... £79.99  
39-001T Network SouthEast Mk2 Coach Pack BR Blue & Grey... £59.99  
39-001U ScotRail Mk2 Coach Pack BR Blue & Grey... £59.99

39-052G BR Mk1 SO 2nd Open Coach BR Crimson & Cream... £27.99

39-058 Mk1 SO Second Open Coach Network SouthEast... £27.99

39-079C Mk1 BSK Brake 2nd Corridor Coach, BR Blue & Grey... £33.95

39-079D Mk1 BSK Brake 2nd Corridor Coach BR (WR) weathered... £29.99

39-125D Mk1 CK Composite Corridor Coach BR Blue/Grey... £27.99

39-126G Mk1 CK Composite Corridor Coach BR, weathered... £29.99

39-127E Mk1 CK Composite Corridor Coach BR, weathered... £29.99

39-129C Mk1 CK Composite Corridor Coach, BR (WR) weathered... £29.99

39-131 Mk1 CK Composite Corridor Network SouthEast... £27.99

39-154C Mk1 FK First Corridor Coach, BR (WR) weathered... £29.99

39-200C Mk1 Super BG Full Brake Coach Free BR weathered... £29.99

39-226E BR Mk1 BCK Brake Composite BR Maroon, weathered... £29.99

39-274 GUV BR Blue & Grey 'Motrol'... £21.99

39-274A GUV BR Blue & Grey 'Intercity Motrol', wtd... £29.99

39-276 Class 101 2 Car DMU BR Blue... £27.99

39-363 BR Mk2A ISO Tourist 2nd Open Network SouthEast... £33.99

39-380A Mk2A BSO Brake Second Open Coach No. E9418, BR... £33.99

39-381Z Mk2A BSO Brake 2nd Open Coach BR ScotRail... £29.99

39-455 LMS 57R Porthole Corridor 1st Coach M1122M BR... £33.99

39-465 LMS 60R Porthole Corridor Composite Coach BR... £33.99

39-470 LMS 60R Porthole Corridor Brake 1st Coach BR... £33.99

39-475 LMS 60R Porthole Open Vestibule Coach M7481M BR... £33.99

39-501 SLF 1st Sleepers 2nd Coach M2635 Maroon... £33.99

39-502 Mk1 SLST Second Class Sleeper Car M2635 Maroon... £50.99

39-775 LMS 50T Inspection Saloon No. 45036 LMS Maroon... £50.99

SPECIAL OFFER: BACHMANN & HORNBLY CARRIAGES BUY 1 OR MORE FOR 10% DISCOUNT ON EACH

#### BACHMANN OO SCENECRAFT

44-007T Cornish Roundhouse... £69.99

44-008T Cornish Roundhouse External Walls... £27.99

44-011 LSWR Type 3 Signal Box W1 decoration... £44.99

44-012 LSWR Type 3 Signal Box S1 decoration... £44.99

44-058T Derelict Cornish Engine House... £73.95

44-059J China Clay Dries... £29.99

44-060J China Clay Dries Chimney & Furnace... £43.95

44-061T GWR Brick Signal Box... £27.95

44-120T SR Boom Water Column & Arm... £27.95

44-182T LSWR Ground Frame Hut, Boscombe Junction... £14.99

44-084 Flat Roof Garage... £6.99

44-108 Modern Farm Barn... £22.99

44-141 Two Lane Tractor Depot... £41.99

44-155 Hendon Farm Barn & Schoolhouse... £19.99

44-161 Hendon Sells Shop... £29.99

44-163 Hendon Groby Large Shed... £11.95

44-226 Low Relief Milk Depot... £13.99

44-540 Derelict Estate Gateway... £5.99

#### HORNBLY OO TRAIN SETS/PACKS

R1171 Flight of the Mallard Train Set... £160.00

R1172 The Majestic Train Set with Digital Linc System... £299.99

R1177 Gloucester City Pullman Express Train Set... £149.99

R2670 GWR Steam Freight Train Pack... £44.49

R1816 The Great Train: Tilted Thunderbolt Train Pack... £109.99

R3220 Tiseley Connection Pictorial Hall Train Pack... £199.99

#### HORNBLY OO STEAM LOCOMOTIVES

R2672 Railroad 0-4-0 No. 272 Calandran Railway... £28.49

R2784X Railroad 4-6-2 A4 No. 60022 'Mallard' BR Green L/C... £64.99

R2881 Railroad 0-6-0 3F No. 5112 LMS Black... £71.25

R2882 Railroad 0-6-0 3F No. 24 Somerset & Dorset Joint Railway... £32.49

R2921 4-6-0 B17/1 Class 61637 'Thorpe Hall' BR Green E/F... £129.99

R2998 Class B1 No. 1040 'Roederer' LNER... £108.99  
R3010 King Arthur N15 Class 771 'Sir Sagamore'... £99.99  
R3010X King Arthur N15 Class 771 'Sir Sagamore'... £166.99  
R3019 Grange Class 6845 'Haviland Grange' GR L/C weathered... £126.75  
R3060 A1 No. 60163 'Tornado' BR Green... £84.99  
R3064 Railroad 0-4-0 No. 56025 'Smoke Joe' BR Black... £27.55  
R3066 Railroad Class A1 No. 4472 'Tilting Scotsman' LNER Green... £64.99  
R3098 A1 No. 60163 'Tornado' BR Green E/F, Special Edition... £104.99  
R3105 Castle Class No. 5075 'Wellington' GWR Green... £139.99  
R3106 Class 28XX No. 2807, GWR as preserved... £99.99  
R3107 19 Class No. 30313 BR Lined Black L/C... £109.99  
R3108 Class No. 708 Southern Black Bullied Sunshine... £79.99  
R3114A Thompson Class 611 No. 61267, BR Black L/C... £129.99  
R3124 Class 42XX 2-8-0 421 GWR Green Shrubpton emblem... £104.99  
R3126 Class 52XX No. 5243 BR Black L/C... £104.99  
R3131 Class A4 No. 4462 'Great Snipe' LNER Garter Blue... £149.99  
R3167 Star Class 40XX 4061 'Glastonbury Abbey' BR Grn E/F... £134.99  
R3169 Railroad Hall Class No. 5972 'Olton Hall'... £82.99  
R3170 Railroad Hall Class 4900 No. 4901 'Alderley Hall'... £82.99  
R3187 Class N2 No. 1744 GWR... £89.99  
R3188 Class N2 No. 69543 BR Black L/C... £89.99  
R3189 Class L1 No. 9003, LNER Green... £118.99  
R3194 Schools Class No. 30937 'Epsom' NRM Special Edition... £89.99  
R3204 Class M7 No. 245 LSWR / NRM Special Edition... £129.99  
R3205 Hall Class 4965 'Road Ashton Hall' BR Green L/C... £119.99  
R3208 Schools Class 4-4-0 30915 'Brighton' BR Black L/C... £139.99  
R3222 2-8-0 42XX Class No. 4261 Great Western Green... £119.99  
R3223 2-8-0 42XX Class No. 4257 BR Black L/C... £119.99  
R3228 2-8-2 72XX Class No. 7218 BR Black L/C... NEW £119.99  
R3224 2-8-4 52XX Class No. 5239 BR Black L/C... NEW £119.99  
R3225 2-8-2 72XX Class No. 7233 Great Western Green... NEW £129.99  
R3229 Star Class No. 4021 'British Monarch' BR Green E/F... £134.99  
R3230 Class J15 No. 7524 LNER Black... £109.99  
R3231 Class J15 No. 65326 BR Black E/F... £129.99

R







A V A I L A B L E M O N T H L Y

# Railways

## ILLUSTRATED

DIESEL, STEAM AND ELECTRIC – RAILWAY WRITING AT ITS BEST

# Railways

## ILLUSTRATED

Issue 148  
June 2015  
£4.30

Class 37  
summer  
passenger  
turns  
detailed

## WEST COAST BANNED

Near miss SPAD and poor attitude to safety sees WCR grounded



Fatal collision avoided by ONE minute ⚠  
ORR could revoke operating licence ⚠  
Most WCR trains cancelled ⚠  
GBRf runs Royal Scotsman ⚠

Class 87 works  
Scottish sleeper!

Eastleigh railfreight:  
where to see the trains



A Loco with a pedigree:  
The history of 37425

Blue Hymek in demand:  
D7076 goes on UK tour!



ONLY  
£4.30

GYBY: LET'S ALL MEET UP IN THE YEAR

## JUNE ISSUE OUT NOW

Each issue of *Railways Illustrated* offers a comprehensive round-up of the latest news and topical events from the UK across the present day railway, including heritage traction in operation on the main lines.

### JUNE ISSUE FEATURES:

#### NETWORKING OPPORTUNITIES

A day enjoying Class 50s in 1989

#### 'BOB' IS A BEAST!

The life and times of 37425

#### LET'S ALL MEET UP IN THE YEAR 2000

Good Year Bad Year looks back at 2000

#### PAIN ON THE EUROPEAN

Failures of the Harwich-Glasgow trains

#### EASTLEIGH IN FOCUS

Railfreight hot spot in the south

AND MUCH MORE!

Available now from **WHSmith** and all other leading newsagents

## ALTERNATIVELY, ORDER DIRECT:

Order online with FREE P&P\* at  
**www.keypublishing.com/shop**

\*Free 2nd class P&P on all UK & BFPO orders. Overseas charges apply.  
Postage charges vary depending on total order value.



OR



Call UK **01780 480404**

Overseas **+44 1780 480404**

Lines open 9.00am - 5.30pm GMT



Also available on



also available for PC,  
MAC & Kindle Fire from



Search:  
Railways Illustrated

\* July issue available 4 June



# BURE VALLEY RAILWAY MODEL SHOP

www.burevalleymodels.com

## Bachmann Bargain Wagons

38-551 Midland Brake Van BR Grey .....	£12.50
38-575 12T Fish Van LNER Oxide .....	£10.50
38-576 12T Fish Van BR Bauxite Early .....	£10.50
38-577 12T Fish Van BR Bauxite Late .....	£10.50
38-651 PCA Metalair Bulk Powder .....	£12.50
38-652 PCA Metalair Bulk Powder - Wthrd .....	£12.99
37-162 8 Plank Open R W Hill .....	£10.25
38-675 GWR Shunters Truck Canons Marsh .....	£9.75
38-676 GWR Shunters Truck Newton Abbott .....	£9.75
38-677 GWR Shunters Truck Old Oak .....	£9.75
38-678 GWR Shunters Truck BR Black .....	£9.75
38-679 GWR Shunters Truck Margam Junc .....	£9.75

## Hornby Coach Bargains

R4619 Mk1 Full Brake Maroon .....	£19.00
R4620 Mk1 2nd Open Crimson & Cream .....	£19.00
R4621 Mk1 2nd Tourist Open Maroon .....	£19.00
R4543 Mk3 Ex Virgin 1st Weathered .....	£22.99
R4544 Mk3 Ex Virgin Std Weathered .....	£22.99
R4545 Mk3 Ex Virgin Buffet Weathered .....	£22.99
R4546 Mk3 Ex Virgin TGS Weathered .....	£22.99
R4468 BR Gresley Buffet Blue & Grey .....	£38.00
R4514 Brighton Belle Trailer Hazel .....	£36.00
R4572 Thompson Teak Composite .....	£39.50
R4573 Thompson Third Class Teak .....	£39.50
R4621B Gresley Suburban Composite .....	£37.00

## More Bachmann Bargain Wagons

33-084 China Clay Hood BR Late Weathered .....	£9.75
33-085 China Clay Hood BR Late Weathered .....	£9.75
37-711C 8T GWR Grey Cattle Wagon .....	£11.75
37-713 8T Ex Cattle Wagon Ale Wagon .....	£11.75
37-706 12T LMS Cattle Wagon NE Bauxite .....	£11.75
37-707 12T LMS Cattle Wagon NE Grey .....	£11.75
37-708 12T LMS Cattle Wagon Bauxite .....	£11.75
38-401A SR 25T Pill Box Brake Van Grey .....	£17.99
38-402A SR 25T Pill Box Brake Van Bauxite .....	£17.99
37-253B 16T Steel Mineral Weathered .....	£9.99
37-378 16T Steel Mineral Grey .....	£9.75
38-084 12T Southern 2+2 Van Brown .....	£9.99

## Bachmann Steam Locos

31-085 Earl 9022 BR Black Late Weathered .....	£109.00
31-086 Earl 9017 BR Black Early .....	£104.00
31-167DC L&YR Tank BR Black Late DCC .....	£89.00
31-432 Midland 1F BR Black Late .....	£87.50
31-463 C Class SECR Plain Green .....	£95.00
31-464 C Class Southern Black .....	£95.00
31-465 C Class BR Black Late Crest .....	£95.00
31-881 4F 43875 BR Black Early .....	£76.46
31-931 Midland Compound 1189 LMS Black .....	£104.95
31-932DC Midland Compound BR Black Early .....	£110.00
32-233 S&DJR Blue 3F Jinty .....	£67.96
31-137 D11/2 Luckie Mucklebackit .....	£94.00
31-138 D11/2 Haystoun of Bucklaw .....	£94.00



Shop open 7 days a week 09:00am to 5:00pm  
Aylsham Station, Norwich Road, Aylsham,  
Norfolk NR11 6BW  
Tel 01263 733858 E-Mail shop@bvrw.co.uk  
Postage £5.00 per order to UK destinations

# LANGLEY MODELS

166 Three Bridges Road, Crawley, Sussex, RH10 1LE  
Tel: 01293 516329 Fax: 01293 409595 www.langleymodels.co.uk

Illustrated Catalogues including Post  
00,009 (1/76th) Full Colour £6  
N (1/48th) In Colour Full Colour £5  
O (1/43rd) In Colour Full Colour £4  
Mail Order By Return P+P £4, over £40 Post Free  
Unpainted metal kits-glue with epoxy glue (£5.75)



## OO Scale

Cricket Game  
Figures £9.15  
Sight Screen £7  
Portable Score Board  
£4.10 loads of kits in  
our illustrated colour catalogue



5 6 1950's Station figs guards fat controller porter etc	£ 5.50	44ft Canal/River Tug	£ 43.60
6 ass Gravediggers, Pick, shovel and lamp holder	£ 5.50	76ft River Freight Vessel	£ 58.75
Canadian Canoe and 2 paddling fig	£ 5.95	40ft Traditional Dutch Fishing Boat *	£ 43.60
Canadian Canoe padding and resting figure	£ 5.95	52ft Harbour/River Launch	£ 43.60
3 Deep-sea Divers, 2 helpers, compressor	£ 5.65	58ft Fishing Trawler-Waterline	£ 55.15
3 Kids, 4 R.C. Toys, 1 adult launching plane	£ 5.50	58ft Fishing Trawler Full Hull	£ 61.40
6 Kids, 4 with skateboards, 2 rollerskates	£ 5.50	Small Oil Tanker	£ 43.60
1 x Windsurfer and figure	£ 4.45	Narrowgauge Train/Road Transport ferry	£ 76.45
3 Surfers, 2 surfing one waxing one	£ 5.50	44ft fishing boat/Shrimp Cutter - waterline	£ 54.50
4 Hunting figs & 2 'gun dogs' with pheasant	£ 5.50	44ft fishing boat full hull	£ 61.45
6 Assorted People with Umbrellas	£ 5.50	18th century sailing ship	£ 141.85
8 Assorted Ambulance/Paramedics	£ 5.55	30ft Sailing Yacht inc Full hull & waterline	£ 21.75
2 Assorted Mobility Scooters and Figs	£ 5.70	62ft Harbour/River Tug	£ 53.40
Council/Municipal Figure and rubbish cart	£ 4.40	Large Train Ferry (OO/HO track)	£ 70.35
Cider/Fruit Press Figure and demijohns	£ 5.50	European freight ship	£ 75.35
C.C.T.V. Cameras (3 wall and 1 post mounted)	£ 6.60	Passenger Ship	£ 65.40
5 Policemen in various positions	£ 4.75	Fire Tender Boat 'Essen' *	£ 54.50
Assorted Agricultural Tools & Equipment	£ 4.00	2 Small Fishing Boats	£ 5.45
Ass Industrial Tools & Equipment	£ 4.00	Small Sailing Boat/Dingy	£ 10.80
Platform Machines (tickets chocolate weighing scales)	£ 5.50	Large Coastal Freighter	£185.60
Ind Machine. Mill & Pillar Drill	£ 5.95	Large Rowing Boat	£ 4.25
Ind Machine Lathe & vertical sander	£ 5.95	U Boat/Class VIII (waterline)	£141.75
Ind Machine Fly Press & Pillar Tool Grinder	£ 5.15	Rifle Range - Side Stall	£ 10.70
2 Whesichairs Patients and 2 pushing	£ 5.10	Hall of Mirrors - Side Stall	£ 10.70
Scuba Diving Equipment	£ 4.65	Laughing Clowns - Side Stall	£ 10.70
Scuba Divers / frogman x 4	£ 4.95	Darts - Side Stall	£ 10.70
Vertical Boiler & Steam Water pump/flywheel	£ 14.95	Card Darts - Round Stall	£ 10.70
Vertical Boiler only	£ 9.85	Hoop La - Round Stall	£ 10.70
Gargoyle's and water spouts/outlets	£ 5.35	Hook a Duck - Round Stall	£ 10.70
Waterline Buoys & Deep water markers	£ 4.90	Hook A Penny - Round Stall	£ 10.70
Marine Winch	£ 13.90	Waltzer Ride	£ 64.70
Rowing Boats & Mooring Post	£ 8.50	Motorising for Waltzer/Noahs Ark	£ 20.95
37' 6" Rother Class Life Boat - Full Hull	£ 67.00	Noah's Ark Ride	£ 64.70
37' 6" Rother Class Lifeboat waterline	£ 47.95	Coronation Speedway Ride	£ 64.70
105' Paddle Steamer 'Hibernia'	£121.20	12 Car Ely Wheel (Big Wheel Scene)	£ 68.60
58ft Flat Bottomed Barge	£ 24.15	Big Wheel Motorising	£ 15.25



N Scale kits Waltzer £54.70 D/deck lorry  
£12.50, pack van £9.15 Lots of other Side  
stalls, fairground rides and trucks



Fish & Chip / Burger Trailer	£ 4.60
European Freight Ship*	£ 29.65
85ft River Cargo Barge	£ 28.95
126ft Road/Rail Transport Ferry	£ 57.75
5 x assorted Rowing Boats	£ 11.15
Fishing Trawler 'Shrimp Cutter'	£ 26.95
Passenger Ferry Boat	£ 31.40
4ft Tug and 60ft flat bottom Barge Set	£ 22.05
56ft Launch and Pontoon Set	£ 21.00
75ft 'Tid' Class Tug Boat	£ 35.75
75ft 'Tid' Class Tug Boat Waterline	£ 27.75
70ft Steam Coaster 'Puffer'	£ 35.75
70ft Steam Coaster 'Puffer' waterline	£ 27.75
Working Men 1 on Ladder & 1 on trestle	£ 4.30
8 Pigs	£ 3.20
8 Sheep	£ 3.20

10 Chickens	£ 3.20
2 Shire Horses	£ 2.65
Pub/Cafe Scene	£ 5.55
Funeral Scene	£ 4.10
White Wedding Scene	£ 4.25
Cricket Game Figures	£ 5.95
Cricket Sight Screen and Scoreboard	£ 5.95
2 Horse Plough and Ploughman	£ 4.60
15 ass Loco Lamps (square,round,gard)	£ 2.65
30 shell vents (extra detailing for coaches)	£ 2.65
20 torpedo vents (extra detail for coaches)	£ 2.65
Ass Loco Vacuum Pipes	£ 2.65
Childrens Playground & figures	£ 8.55
Church Lych Gate	£ 4.55
Church Notice Board & Crucifix	£ 3.70
Forresters saw horse set and axe	£ 4.30

# YouChoos DCC Sound

LET'S MAKE SOME NOISE!  
...with the biggest range of  
authentic British sounds  
on the best decoders

Did you know, we also make lamps, lighting, connectors and lots more?



0844 7725052  
www.YouChoos.co.uk john@youchoos.co.uk



Our Sale has finished  
but offering 'Good Value' has not!

## CHECK OUT OUR PECO PRICES - BIG DISCOUNTS

N Gauge, OO Setrack & Streamline, O Gauge, SM-32, G-45 & Gauge 1

### C&L Flexitrack & Turnout Kits

Flexitrack looks like the prototype - Why?

- Moulded Chairs show detail of bolts
- Sleepers of the correct length & spacing
- Rail of the correct cross section & height

Turnouts look like the prototype - Why?

- A selection of 2, 3 or 4 bolt Chairs offered
- Plastic or Wooden scale sized Timbers

Turnouts are Easy to build - Why?

- Chairs glued to Timbers
- Ready to Use Crossing (frog)/Switchblades
- No Soldering (except attaching feed wire)
- Everything included, plus full Instructions

Turnouts are Flexible in use - Why?

- Can be built on a Curve to suit location
- Each Kit makes a Left or Right version

Discounts for multi purchases/removing gauges

(Turnouts, D/Slips & 3-Way in OO, EM, P4 & O)

### PECO - sample prices

Our normal LOW prices!

'OO' - SL100 or SL100F - Box	c.100 or c.75 flexi wood £63.95
SL80 Single slip c. 100	£26.95
SL192 Small Radius c.75	£9.95
LK55 Turntable	£38.95
LK32 Tunnel	£7 LK33 Bridge £7
'N' - SL300F 1 x yard c.55	£2.85
SL300 1 yard c. 55	£2.60
Code 55 SLE380F S/Slip	£29.95
SLE399F 3-way	£25.95
'O' - SL700BH Box code 124	£67
SL700FB Box c.143	£70.00
SLE791/2 'O' Med t/outs	£37.95
SL740BH 'O' Buffer Stops	£2.40
Smartswitch Set	£55

See website or phone for full list

## Build your own plain track?

Use Exactoscale 'Fast Track' bases & rail or C&L chairs, sleepers & rail.

### NEW - N Gauge

Build your own Flexitrack or Turnouts (Finetrax Range)

Flexitrack available in metre lengths & Turnout Kits for A5/B6/B8/Diamonds

Visit our Shop at:  
Aran Lodge, Severn Rd.  
Hallen, BRISTOL, BS10 7RZ  
Mon - Thursday 9am - 4pm

### C&L Finescale Modelling

www.finescale.org.uk Tel: 01179 505 470



**N Gauge Coach Lights Now Available!**

## Easy-Fit Sound & Lighting

Add real sound & lighting to your layout!

**Fit real sound in your train - only £40!**  
Tiny motion controlled sound capsule and battery - no wiring



**Steam Diesel DMU!**

**Works on both DC & DCC!** Steam, Diesel, Goods....  
Easy Fit - no wiring, no Pickups, no Switches, no Soldering  
*Ask for free guide to fitting SFX Sound into N gauge*

**NEW Automatic Coach Lights for any Coach**  
Easy fit - motion activated - no wiring, no pickups, no flickering



**Now Available in N!**

**Now Available in N & OO - from under £20 complete**

Available direct from [www.dcpexpress.com](http://www.dcpexpress.com) & model shops  
*Order by 3pm for same day First Class despatch*

 **Train-Tech**  
Model Technology Made Easy

**FREE BROCHURE FREE**

DCP Express  
Bryon Court  
Bow Street  
Great Ellingham  
NR17 1JB, UK

**01953 457800 / [www.Train-Tech.com](http://www.Train-Tech.com)**

**£4 UK P&P - this month quote HBY615 for FREE UK postage!** 

# GraphicAir

Graphic, Design, Art and Modelling Supplies.

## neo for iwata



Iwata TRN1 Gravity Feed Trigger Action Airbrush



Iwata BCN Suction Feed Airbrush with Big Mouth Bottle

Great value airbrushes Gravity or Suction Feed Interchangeable colour cups & bottles Trigger action Pistol grip type 0.35 or 0.5mm set-up

Great effects from LifeColor Scenic & Detail colours. Use straight from the bottle to bring your models alive!



**LIFECOLOR**  
ACRYLIC HOBBY COLORS

**BRITISH RAILWAYS**  
LIVERY SHADES

**SCENIC DETAILS COLOURS**  
NORTH EUROPE VILLAGE  
**DEBRIS AND RUBBLE**  
EASY 3

**GraphicAir online**  
Unit 1 Levens Hall Park, Lond Lane, Killinghall, Harrogate, HG3 2BG T: +44 (0)1423 522535 F: +44 (0)1423 525656 E: [info@graphicair.co.uk](mailto:info@graphicair.co.uk)  
W: [www.graphicair.co.uk](http://www.graphicair.co.uk)

ANCORTON  
**AM**  
MODELS

# ANCORTON® MODELS

QUALITY MODELLING MADE EASY

## [www.ancortonmodels.com](http://www.ancortonmodels.com)

# Laser cut wood kits and finished models in OO and N

- \* Superbly detailed models
- \* Very realistic surface texture
- \* Easy to build with basic tools
- \* Detailed assembly instructions

OOST7



Wooden waiting room and cafe kit

NCW1



Coal wagon kit

OOLB2



Platlayers' hut kit

NST6



Country Station kit



OOST5 - Platform footbridge kit

**Visit our website to view the full range**



# PETER'S SPARES

**MODEL RAILWAYS  
LIMITED  
MAIL ORDER & REPAIR  
SPECIALISTS**



- ❖ New & Used Hornby Spare Parts
- ❖ Our own spare parts made in China
- ❖ Locomotives and Rolling Stock
- ❖ Plastic Kits, Paints, Tools & Glues
- ❖ Digital Decoders & Controllers
- ❖ Locomotive Detailing parts
- ❖ Mega Steam Smoke Fluid
- ❖ Tracks & Train Sets



❖ We have it all at Peters Spares



## NEW & USED MODEL RAILWAYS

Specialists in Model Trains since 1994 - Servicing, Repairs & DCC Decoder Fitting  
2J Brighthouse Business Village, Riverside Park, Middlesbrough, Cleveland TS2 1RT

**Tel: 01642 909794**

Open Mon-Sat 10am - 5pm

**Web: www.petersspares.com**

Email: sales@petersspares.com

GAUGEMASTER.com

## Olivia's Trains of Sheffield

'OO' Gauge UK DCC

Sound Specialists.



25a Mansfield Rd,

Intake, S12 2AE

Extensive UK sound library utilising the Loksound decoders.

DCC/ Sound Fitting Whilst You Wait.



Heljan Class 58 Available - 8 Versions.

32-381P- 37418 "East Lancs Railway"  
EWS Livery - Nov/ Dec 2015.



Bachmann Class 66 111 Available Now!

Heljan EM2 Class 77 / EM1 Class 76 - Available Now.



Dapol Class 73's

Pre-order Now For May '15



37402 DRS  
Nov/ Dec 2015.

**S.M.I.G.**

**2015 Model Railway Show**  
at St Pauls Church Hall, Ashby High Street,  
Scunthorpe, Nth Lincs, DN16 2JR  
Saturday 16th and Sunday 17th May 2015  
10.00am - 6.00pm (4.00pm on Sunday)

Adults: £3.50  
Concessions: £3.00  
Child: £2.00  
Family (2+3): £9.00

Like us on Facebook

For More details on the above & all our stock visit:

**www.oliviastrains.com**

Tel: 0114 3216 160 Tel: 0114 2647 449 Mob: 0755 7126 651

e-mail: oliviastrains@blueyonder.co.uk



## The Locoshed

48 Bury Old Road, Whitefield,  
Manchester, M45 6TL



Bachmann	Hornby
32-050 Class 42 Warship D817 Foxhound in BR maroon.....£75	R2403 Derwent Brange BR Black.....£94
32-057 Class 42 Warship D870 Zulu in BR Blue.....£75	R2251 LNER N2 Class 0-6-2 Tank.....£59
31-212 Patriot Class 5541 Duke of Sutherland in LMS crimson.....£115	R2275A Dean Goods 2538 in BR Black.....£69
32-181 Hughes Crab 2-6-0 No 13000 in LMS crimson.....£115	R2357 61XX large Prairie tank 6167 BR green.....£69
32-358 BR Class 4MT 800118 in BR Black.....£89	R2093A Ex L&Y Pug 0-4-0 BR S1218.....£65
31-962X A4 Class 2510 NE Black Quicksilver Rails Ltd ed.....£139	R2300 The Bourneville Belle Train pack.....£195
32-952 Riddles Std 4MT 76079.....£89	R2813 The Southern Suburban T9 Train pack.....£169
32-553 A1 Peppercorn North British BR Blue.....£125	R 2194 The Atlantic Coast Express.....£199
31-550 V2 60800 Green Arrow BR.....£79	R2568 The Devon Belle Train Pack.....£199
31-159 Jubilee Class LMS 5711 Courageous.....£69	R2569 The Talisman Train Pack with A3.....£149
32-304 Collett Goods 2294 GWR Green.....£69	R2771 Class 121 Bubble car in BR green.....£75
32-275 K3 2-6-0 2934 in LNER Black.....£89	R2462 8F 2-8-0 48151 heavy freight.....£119
32-135 45xx Prairie tank 5351 GWR.....£65	R2723 King Arthur Class No 751 Eithrie in SR.....£119
32-079 56xx Collett tank 6624 GWR.....£65	R4401 A4 Class Sir Ralph Wedgwood in NE Black and LNER Blue.....£85 each
32-375W Class 37412 Big T Driver John Elliott.....£135	R2405 A1 Class Great Northern in LNER green.....£110.00
32-529X Class 55 Deltic 09008 The Green Howards.....£105	R2205 Streamlined Coronation Class City of Birmingham.....£125.00
32-651 Class 44008 Penryghen in BR Blue.....£79	R2648 Class 56059 EWS livery.....£98.00
	R2572 Class 31 D5640 BR Green syp.....£129

### Misc

0 Gauge Finescale San Cheng Ivatt 2-6-0 Class 2MT in BR green \$995 Bargain!! 0 Gauge finescale Princess Coronation Class 6229 Duchess of Hamilton in LMS crimson and glass case, museum quality £1750. ACE Trains mid range Stanier 4P 2-6-4 Tank in LMS lined Black at £550 a beauty!

We stock Gauguemaster, Jarvis, Woodland scenics, cork and grass rolls, Slaters plasticard and Mek pack, Jarvis plasticard and foam card sheet, balsawood all the glues and Humbrol paints. We also stock all the Dapol plastic kits as well as the full Metcalfe range, we stock Hornby and Bachmann scenecraft buildings, oxford diecast, Pocketbond and Base toys. We have good stock of new and pre-owned track OO and N gauge plus buildings and accessories.

Cash Waiting For Quality 2mm N gauge RTR or kitsbuilt / Code 3 Locos and Rolling stock, British, European or continental Come and see us at the Manchester MRX Model railway show Sat/ Sun 16th + 17th May 2015 at the Queens Road Bus and Transport Museum, a wonderful venue and a superb all round show with a strong emphasis on DCC operation. Just 4 miles from our shop and 1 1/2 Miles from Victoria Station and the Metrolink

All the above models are in near mint boxed condition unless otherwise stated. All major debit and credit cards accepted as well as Paypal. Mail order Cheques payable to the Locoshed Please All parcels sent out via Royal Mail 1st Class signed for at £5 per Loco, discounts for multiple purchases.

WE ARE INTERESTED IN BUYING QUALITY MODEL RAILWAYS SINGLE ITEMS OR COLLECTION ANY GAUGE. WE CAN ALSO UPLIFT AND REMOVE LAYOUTS IF REQUIRED. REPAIRS AND DCC FITTING / ADVICE SERVICE AVAILABLE.

WE ARE ALSO HAPPY TO SWAP OR TAKE PART EXCHANGE ON ANY ITEM

We are open Tuesday to Saturday 10am - 5.45 pm Thursdays until 7pm, Closed Sundays as normally at Toyfairs or model rail shows, we are closed Mondays

Tel: 0161 772 0103 Mobile: 075904 13177 email: thelocoshed4@aol.com  
Or visit our new website: www.thelocoshedmcr.co.uk

## ANDY LOWE Electronics

All your electronic components at LOWE prices

REPAIRS TO MOST MAKES OF DC CONTROLLERS

**www.andylowelectronics.co.uk**

### EQUIPMENT WIRE

Col: red,yell,grn,bl,bk,  
white, grey, purple,  
orange, pink, brown



EW07/0.2 Multistrand wire 1.4amp 10m 100m

7 strands of 0.2mm wire in plastic sleeve; ideal N & 00 £1.50 £7.99

EW07/0.2 as above in bi-colour [striped] £2.00 £15.00

EW16/0.2 Multistrand wire 3amp

16 strands of 0.2mm wire, ideal 0 & 00 £2.25 £16.99

EW24/0.2 Multistrand wire 5amp

24 strands of 0.2mm wire, ideal 0 & DCC £2.80 £23.50

EW32/0.2 Multistrand wire 6amp

32 strands of 0.2mm wire, ideal DCC rd,bk £3.50 £28.00

### SPIRAL CABLE WRAP

CT6 6mm dia x 10m £2.50

CT8 10mm dia x 12m £4.88

### TAG BOARDS, STRIPS & TERMINAL BLOCKS

CTB2 Mini Tag Board 2 rows x 18

117mm x 38mm £2.45

CT51 Standard Tag Strip 28 way x 267mm £2.50

CT52 Mini Tag Strip 28 way x 194mm £1.90

CTB4 Screw Terminal Block 3amp 80p

CTB5 As above 5amp 95p

CTB6 12-way Plug & Socket 6amp £3.95

CTB10 As above, but 10amp £4.95

### HEATSHRINK SLEEVING (shrunk 2:1 ratio)

To seal soldered joints on wire switches & connector

HS1 1.6mm x 1.2m length red or black £1.20

HS2 3.2mm x 1.2m length red or black £1.40

HS3 2.4mm x 1.2m length red or black £1.30

HS5 1.2mm x 1.2m length red or black £1.10

### LEDS & GRAIN OF WHEAT

LD14 12v LED 3mm rd,gn,yl

built-in resistor 1+ 20+

LD32 As above in white 40p 30p

LD15 12v LED 5mm rd,gn,yl 40p 30p

built-in resistor 40p 30p

LD1 1.8mm LED rd,gn,yl, amber 30p 25p

needs resistor 70p 60p

LD31 As above in white 30p 25p

3M/SM Mounting clips for above in black 8p

GW12 12v built-in resistor 3mm dia x 10mm, 80ma, 120mm insulated

leads rd,bl,yel,amb,clear,gn 40p 35p

### MIN TOGGLE SWITCHES

SP/DP-single/double pole,

ST/DT-single/double throw

CC5 Connectors to fit below

(saves soldering) 8p each

SMT1 on/off SPST £1.20 £1.10

SMT2 on/on SPDT £1.20 £1.10

SMT3 on-off-on SPDT £1.25 £1.15

SMT4 on/on DPDT £1.30 £1.20


SMT5 on-off-on DPDT £1.40 £1.30

SMT6 [on]-off-[on] SPDT for points £1.60 £1.50

SMT7 [on]-off-[on] DPDT £1.90 £1.80

Lever covers for identification and grip 15p each

Rd,yell,bl,bk,gn,wh,gray



**SPECIAL OFFER: GWB x 20 £6.00**

T: 01981 540366 E: andy@andylowelectronics.co.uk

Hillcrest Cottage, Little Birch, Hereford HR2 8AY



Cheq: Andy Lowe

P&P: £2.99







Ellis Clark Trains  
Unit 13 Baildon Mills  
Northgate, Baildon  
Shipley, West Yorkshire  
BD17 6JX



# WANTED

Top prices paid for your collections  
of model railways, diecast & tinplate

- ✓ Call, email or post a list
- ✓ All makes, gauges and ages considered
- ✓ British, Continental and American
- ✓ All gauges of kit/scratch built and live steam
- ✓ Diecast and tinplate cars, lorries, buses, planes, soldiers
- ✓ Happy to travel nationwide and view or collect
- ✓ Large collections a speciality
- ✓ Friendly and professional service



T 01274 809317  
M 07799 554491  
E [ellis@ellisclarktrains.com](mailto:ellis@ellisclarktrains.com)  
W [ellisclarktrains.com](http://ellisclarktrains.com)

NEW  
e-commerce  
website  
coming soon



MODEL TRAINS & ACCESSORIES  
**RAILWAY CONDUCTOR**  
 Also Die Cast - Radio Controlled - Toys - Etc...  
**T.01604 830722 M.07961 757094**  
[www.therailwayconductor.co.uk](http://www.therailwayconductor.co.uk)

## The Railway Conductor

Unit 2 The Old Dairy Craft Centre  
 Upper Stowe  
 Nr Weedon off A5  
 Northamptonshire, NN7 4SH

We sell all makes, models and accessories.  
 We accept pay pal through our online shop.

Open: Mon to Fri 10-5.00 Sat 10-5 Sun 11-4  
*out of hours please call mobile thanks*

NEW SHOP OPEN,  
 NEW AND USED OO GAUGE SOLD AND BROUGHT.  
 MAIL ORDER AVAILABLE VISIT US ON OUR EBAY  
 SHOP AND ONLINE



**www.grimytimes.co.uk**

WEATHERING SPECIALIST

**GRIMY TIMES**



Weathered locos for sale - SEE WEBSITE

ALL SCALES CATERED FOR RENUMBERING & RENAMING

EXCEPTIONAL  
 QUALITY &  
 PRICE

Contact Steve Tel: 01925 727436 Mobile: 07921830484  
 Email: grimytimes66@yahoo.co.uk (for weathering only)

**Sankey  
 Scenics**

Over 650 different packs of  
 Quality Signage & Train Packs

**NEW  
 ITEMS**

COACH DESTINATION BOARDS



**www.sankeyscenics.co.uk**

**SAS** Est. 1991  
[specialauctionservices.com](http://specialauctionservices.com)

## Trains for the Collector



A 5in. Gauge scratch-built model of the  
 GWR 14xx-Class 0-4-2 Tank Locomotive  
 No. 1450, built by Donald Oxland  
 Sold for £6,200 on 16 April

We auction toy and model trains in all gauges by many different makers in at least nine sales a year, rounded off by our special Trains Galore sale on 9 and 10 December 2015. This year, due to high demand, we added in an extra Glorious Trains sale on 15 & 16 April that realised £210,000. Our sales typically include railwayana, 3½in. and 5in. Gauge models, fine scale 0 Gauge and 00 Gauge locomotives and rolling stock, plus commercial models from Märklin, Hornby Series, Bassett-Lowke, Hornby-Dublo, Bing, Carette, ACE Trains, Fulgurex, Aster, Fleischmann, Triang, Hornby Railways, LGB, Bachmann, Trix and Hornby ACHO. We are always taking in consignments for all our sales and are very happy to visit as we travel around the country picking up collections of trains, toys and toy figures.

For further information on our auctions, to consign or to get a valuation, please contact Hugo Marsh or Bob Leggett on  
 + (0)1635 580595 or [hugo@specialauctionservices.com](mailto:hugo@specialauctionservices.com)

81 Greenham Business Park, Newbury RG19 6HW [www.specialauctionservices.com](http://www.specialauctionservices.com)



## EXPERIENCE THE ULTIMATE IN CONTROLLER TECHNOLOGY

**£69**  
PLUS £4.80 P&P



**£115**  
PLUS £6.90 P&P



**£69**  
PLUS £4.80 P&P



**£129**  
PLUS £6.90 P&P



Fully tested  
and guaranteed  
for 5 years

The Vortrak four track and Vector twin track for 00/HO/N/009 (1amp per track), the Vesta N twin track is dedicated N gauge, the Vanguard for O gauge is twin track (2.5amp per track). Each controller has state of the art design, offering very best performance capability. Slow and fast speeds are superb. Internal separate transformers for each track from 220/240 AC mains. The Vector and Vesta for N also have 2 x Hand Held controllers with 2.5mtr leads plus a 12V DC accessories output, the Vortrak and Vanguard each have 2 x 5mtr Hand Held's plus the Vortrak 2 x 12V DC accessories and the Vanguard 1 x 12V DC accessories. Each controller has a sloping front desk type dark grey enclosure. On board CDU for point motors.

For full details or to order online visit

**www.morleycontrollers.com**

(Secure order site)

or telephone Morley Controllers on 01704 533 116

(Overseas enquiries +44 1704 533 116)

**Morley Controllers – Choose the best!**



PO Box 501, Southport, PR9 9ZL  
Email enquiries: [jet@morleycontrollers.com](mailto:jet@morleycontrollers.com)

Also at PO Box 1230, Wangara BC, Perth, Western  
Australia 6947 Tel: (08)930 56358. <http://aus.morleycontrollers.com>



## DCC Supplies

Excellence in model control

E-Mail: [info@dccsupplies.com](mailto:info@dccsupplies.com) Website: [www.dccsupplies.com](http://www.dccsupplies.com)  
Telephone: 0845 224 1601 OR 01905 621 999

- We take the time to find the product for you.
- Our own range of innovative products.
- We stock everything you will need.
- DCC installations for any gauge.
- Expert friendly customer support.
- Informative DCC workshops.
- Teaching you the facts since 2006.
- Visit us at our shop and try the demo facilities.

### Shop Opening Times:

Mon - Wed 10am - 6pm  
Thursday 12pm - 6pm  
Friday 10am - 5pm  
Saturday 10am - 4pm  
Visitors Welcome.

### Phone Opening Times:

Mon - Thurs 10am - 6pm  
Friday 10am - 5pm



The  
Complete  
Digital  
Service

Unit 17A, Top Barn Business Centre, Holt Heath, Worcestershire, WR6 6NH

www.gascupboard.co.uk

**GAS CUPBOARD  
MODELS**

**MODEL RAILWAYS**

There are many  
stranger hobbies  
than ours...

#17 Trekkie

Gas Cupboard Models  
6 St Georges Works, Silver Street,  
TROWBRIDGE, BA14 8AA

01225 777888



"High quality products using British  
materials. All our kits are proudly  
made in Britain."

[WWW.LCUT.CO.UK](http://WWW.LCUT.CO.UK)

### SCRATCH BUILD AID



FROM £2.49

### SIGNAL BOX SERIES



FROM £5.99

O GAUGE KITS NOW AVAILABLE ON OUR WEBSITE

**Vectis**  
AUCTIONS LTD  
COLLECTABLE TOY SPECIALISTS

## Fast Approaching Sale Dates

Friday 15th May 2015 - Model Train Sale - Thornaby

Saturday 6th June 2015 Train & Toy Sale - The Benn Hall, Rugby - 10:00 am

For further information regarding these sales visit [vectis.co.uk](http://vectis.co.uk)

Telephone 01642 750616 - 01993 709424 (Oxford office)

Fax 01642 769478 - email [admin@vectis.co.uk](mailto:admin@vectis.co.uk) - [www.vectis.co.uk](http://www.vectis.co.uk)

Dates are correct at time of print but are subject to change - please check [www.vectis.co.uk](http://www.vectis.co.uk) for updates



**VECTIS AUCTIONS, FLECK WAY, THORNABY, STOCKTON-ON-TEES, TS17 9JZ**  
The World's Premier Train Auction House

OO GAUGE



**Realistic GHOST SIGNS**  
in miniature for your  
**MODEL RAILWAY**

Printed replica faded ads for OO and N Gauge

Personalised options individual to your layout

**GHOST-SIGNS.COM**

**Possibly Hampshire's Largest Stockist of Model Railways, Diecast, Books, Magazines, Scalextric and much more... Second Hand Department NOW OPEN.**

## SPECIAL OFFERS

### Hornby

R2902XS	Class 08 EWS Chris Wren	£153.00
R2644	Class 121 Chocolate / Cream	£53.25
R2715	BR Std 4 75xxx Late Black	£81.35
R2731	BR Stanier 2-6-4T Early Black	£64.00

### Bachmann

31-005	Class 04 2-8-0 LNER Black	£109.00
31-475A	Class G2 BR Late Black 49064	£71.25
31-537	Class 105 2 Car DMU Green	£86.20
32-581	Ivatt 4MT 43018 Early BR	£92.50
31-676	Class 85 BR Electric Blue	£85.00

**See website for more...**

All prices exclude postage from  
£6.00 per loco, 2-3 locos £9.00  
or 4 or more at cost

**ALTON MODEL CENTRE**

Monday: Closed  
Tuesday to Saturday: 9.00am to 5.00pm  
Sunday: See website / call  
Tel: 01420 542244  
Fax: 01420 544463  
altonmodelcentre.co.uk  
7a Normandy Street, Alton  
Hants, GU34 1DD

**Plastruct**

Please ask your model shop for genuine Plastruct fineline Styrene structural shapes.

Range contains over 70 shapes including: Angles, I-Beams, Channels, Columns, Deep Channels, Tees and Z Sections, Round, Rectangular and Square Tubing, Plastic Strips and Sheeting, Scale Ladders, Stairs and Railings, Open Web Trusses.

Essential for all scratch model makers.

[www.plastruct.co.uk](http://www.plastruct.co.uk)

**York's Magnetic Mates**

**NEW mini clamps**  
13.5mm

**Architectural Detailing**  
0, 00 and N scale

Precision laser cut architectural detailing. Tiles, windows, doors, headers, valances, brackets, steps, etc. Plus kits and tools.

**NEW PRODUCTS**  
Fences & Gates, Tiles, Windows, Corridor Connections

[www.yorkmodelmaking.co.uk](http://www.yorkmodelmaking.co.uk)

Alternatively send a large SAE for 0, 00 or N scale price lists to 01904 400358  
York Modelmaking, Unit 13, Bull Centre, Stockton-on-Forest, York, YO32 9LE

**HARBURN HAMLET**  
OO / HO  
Accessories 'Ready to Place'

**Loads for 00 layouts**

FL123 Grey bags £4.75, FL122 Brown bags £4.75, FL151 Green oil drums £5.95, FL150 Red oil drums £5.95, FL171 Asstd merchandise £5.95, FL133 Asstd Merchandise £9.25, FL132 Crate shipment £9.25, FL141 Ale casks £4.75, FL124 Red GPO mailbags £4.75, FL125 Grey GPO mailbags £4.75, FL112 Crates part covered £5.95, FL120 Covered load £4.75, FL154 Rusty drums & cans £5.95, FL181 Logs £8.35, FL100 Wood beams £4.75, FL121 Sacks £4.75, FL111 Crates £4.75, FL140 Barrels £4.75, FL101 Planks £4.75, FL170 Pipes £6.30, FL143 Casks (5) £8.95, FL168 Coal sacks £5.95, FL126 Coal sack load £5.95, FL131 Scrap load £5.95, FL180 OTA timber load £8.95, FL104 Concrete £4.75, FL103 Rotten £4.75, FL102 New wood £4.75, FL145 Oak casks £9.90, FL146 £5.10, FL147 £5.10, FL148 £5.95, FL149 £5.95, FL114 Beer Kegs £5.95, FL112 Crates part covered £5.95, FL120 Covered load £4.75, FL154 Rusty drums & cans £5.95, FL181 Logs £8.35, FL100 Wood beams £4.75, FL121 Sacks £4.75, FL111 Crates £4.75, FL140 Barrels £4.75, FL101 Planks £4.75, FL170 Pipes £6.30, FL143 Casks (5) £8.95, FL168 Coal sacks £5.95, FL126 Coal sack load £5.95, FL131 Scrap load £5.95, FL180 OTA timber load £8.95, FL104 Concrete £4.75, FL103 Rotten £4.75, FL102 New wood £4.75, FL145 Oak casks £9.90, FL146 £5.10, FL147 £5.10, FL148 £5.95, FL149 £5.95, FL114 Beer Kegs £5.95

**'N' gauge modelling? See our website for N products**

P&P £3.00 per order

Harburn Hobbies, 67 Elm Row, Edinburgh EH7 4AQ

Order by Phone: 0131 556 3233. Online: [www.harburns.co.uk](http://www.harburns.co.uk)

**Ashford Model Supply Centre**

We supply all manner of modelling materials and accessories for railway and scenic requirements at attractive prices. We aim to give that extra personal touch with every customer and your phone call will always be answered by a human being.

Unit 23 Ellingham Way, Ashford, Kent, TN23 6NF  
Tel: 01233 635837 or 01233 800112  
Email: [sales@ashfordmodel.co.uk](mailto:sales@ashfordmodel.co.uk)  
[www.ashfordmodel.co.uk](http://www.ashfordmodel.co.uk)

**Sundeala Hobby Board** is one of our best selling products. We believe we offer some of the most competitive prices in the country. So whatever your requirements call us for a quote today.



# DOON VALLEY MODELS

See us at Summerlee Museum Coatbridge  
13th & 14th June & Perth 27th & 28th June

## FOR SALE

### HORNBY LOCOS

Pannier/Tank G.W.R open cab  
No.2748 NEW £40  
2-80 CL 2800 & 3800 G.W.R & BR  
choice NEW £110 ea  
School CL 4-4-0 Southern & BR  
choice NEW £85 ea  
Terrier Tanks BR Southern & LBSC  
choice NEW £49 ea

### BACHMANN LOCOS

Pannier Tank G.W.R s/button No.7768  
Mint £40  
Robinsons 04, 2-8-0 BR/LNER  
choice NEW £110  
BR Black 9F, S.ORD/e Late Crest BRF or  
BRIB tender NEW £115  
E.W.S CL66 Maroon choice  
Mint £80

I also stock N & OO gauge new Hornby and Bachmann, Airfix, Diecast, Dapol and much more.

Contact M: 07769 538962 T: 01292 531235 E: info@jhgray.com

# FLAIR RAIL

STOCKISTS OF MODEL RAILWAY EQUIPMENT  
SECONDHAND BOUGHT AND SOLD

FIND US ON FACEBOOK 

WWW.FLAIR-RAIL.CO.UK

FLAIR RAIL, UNIT 7, SPRINGFIELDS, NURSERY  
ESTATE, BURNHAM ON CROUCH. CMO 8TA  
T: 01621 786198

E: ROGER@FLAIR-RAIL.CO.UK

OPEN: MONDAY TO FRIDAY 9.30-5.00

SATURDAY 9.30-4.00

## www.expressmodels.co.uk

### LIGHTING SPECIALISTS

You may know us as manufacturers of head and tail lights and coach lighting but did you know we also stock Kadee Couplers, Seuthe Smoke Generators, Gaugemaster Decoders. Also our own products, No Solder DCC Power Bus Kits, 4mm Scale Telegraph Poles and our own range of LEDs including White, Red, Yellow and Bi-colour in various sizes and formats.

Visit our website which has secure online shopping.  
Please send £3.00 for our 50 page catalogue which lists our full range.

EXPRESS MODELS, 65 CONWAY DRIVE, SHEPshed,

LOUGHBOROUGH, LEICS. LE12 9PP

Tel: 01509 829008 Fax: 01509 560878

Email: sales@expressmodels.co.uk

## Model Railway Baseboards

Any size board built for any scale model railway

We manufacture standard sized layout boards as well as any size required to your specification



Fixed, portable or modular boards for indoor & outdoor use

01223 864029

www.model-railway-baseboards.co.uk

## www.Classicrail.co.uk of Ticehurst

New & Second Hand Railway Centre in Sussex

 Bachmann 32-3262 Class 25 £100	 Mainline Leander E29	 Hornby 2 Car Diesel Unit £45
 Bachmann Class 108 DCC Ready £120	 Hornby R861 £50	 Hornby Oliver Cromwell £50
 Bachmann 31-995 New Zealand £60	 Hornby R2936 Patriot £45	 Hornby R2506 M7 £65
 Bachmann 31-452B Ivatt Tank £50	 Hornby R2745 Schools Class £70	 Hornby Mallard £50
 Bachmann 32-4252 CL24 RTC Rail Express £100	 Hornby R2359 Class 5MT £60	 Hornby Stowe £50
 Hornby R2187 Evening Star £60	 Lima Class 50 Sir Edward Elgar £24	 Hornby Flying Scotsman Set £75
 Bachmann 55-022 DCC Ready £110	<b>WANTED</b> Locomotives & rolling stock of all types single items or job lots layouts dismantled and removed cash paid	
 Hornby R2128 Class 37 £95	 Hornby R3063 DCC Ready £50	 Hornby Serco Rail Test Train Pack £75
 Lima Class 47 Merddin Emrys £35	 Hornby R2226 Princess Margaret Rose - DCC Ready £50	 Hornby Sir Sagamore New £130
 Bachmann 32-1022 Class 08 £45	 Hornby R3030 Class 4F DCC Ready £75	 Hornby Sir Sagamore New £130
 Hornby R2677 Virgin £30	 Lima Class 92 DH Lawrence £30	 Dapol J94 E35

Where are we ???  
32a High St Ticehurst E Sussex TN3 7AS  
Tel 01580 200400  
www.classicrail.co.uk  
open Tuesday to Saturday 10.00 - 5.00

Postage £1.00 Loco box  
£7.95 train set/pack box  
Items not new unless otherwise stated

## key SHOP

For a great selection  
of books, DVDs,  
magazines and  
models visit:



www.keypublishing.com/shop



**SALE SALE SALE SALE SALE SALE SALE SALE**

HORNBLY:		DAPOL N		BACHMANN:	
R2843	907 Maunsell Grn ..... £91.00	ND-114C 153333 Central ..... £80.00	31-001	63601 BR Late ..... £92.00	
R2844	30934 BR Early ..... £91.00	ND-114H 153360 Northern ..... £80.00	31-002	63635 BR Early ..... £92.00	
R3098	60163 BR Green ..... £94.00	ND-135C 6910 BR ..... £79.00	31-012	53610 BR Late (W) ..... £105.00	
R3144A	D5829 BR Green ..... £127.00	ND-205C 27008 BR Blue ..... £84.25	31-318	5317 LNER ..... £65.25	
	HELJAN:	ND-209B 55000 Regional ..... £78.00	31-319	64311 J11 BR Early ..... £65.25	
2301	D5903 Grn Full Yell ..... £90.00	FARISH	31-320DC	64325 BR Late ..... £74.00	
2302	D5908 Grn Full Yell ..... £90.00	371-177A D382 BR Green ..... £67.00	31-995	10000 BR Green ..... £89.00	
2310	D5907 Green Gloss S Yell ..... £93.50	371-393 66301 Fastline ..... £66.00	31-997	10001 BR Green ..... £89.00	
2322	D5905 BR Green No Frost ..... £101.00	371-603A D829 BR Maroon ..... £73.00		All subject to availability	
2724	D5353 BR Green ..... £78.00	372-726 73158 BR Late ..... £94.00		UK P & P from £4.10 per order	
		372-801 60156 BR Late ..... £96.00			

We also stock OO & N gauge from Bachmann, Base Toys, Britbus, Classix, Dapol, Dornaplas, EFE, Farish, Gaugemaster, Heljan, Hornby, Humbrol, Kestrel, Metcalfe, Modelscene, Oxford Diecast, P. Dundas (N), Peco, Plastruct, Ratio, Superquick, Wills, Woodland Scenic & Deluxe Materials.

**ONLINE SHOP [www.churchstreetmodels.co.uk](http://www.churchstreetmodels.co.uk)**  
 Mon-Sat 09.30-17.30 • Closed 24-28 May, Tues & Bank Hols  
 Church Street Models, 10A, Church Street, Basingstoke, Hants, RG21 7QE  
 01256 358060 • Mail Order Welcome

**OSBORN'S MODELS**  
 7 Honestone Street, Bideford, N. Devon, EX39 2DL (01237 423453)  
**OSBORN'S MODELS EXCLUSIVE**  
**GWR**  
 HINDERTON HALL  
 5900  
**www.osbornsmodels.com**  
 all major credit cards accepted and PayPal

BACHMANN \* HORNBLY \* FARISH \* PECO \* RATIO \* WILLS \* METCALFE \*  
**Aspire Gifts & Models**  
 OPENING TIMES: Mon 2pm-5pm Tues, Wed, Thurs 10am-5pm

**The Model Shop for Modellers,  
 Run by a Modeller**

**Suppliers of all Major Railway Brands,  
 We Chip, Service and Repair Engines.**

**Layouts built from Track to finished item.**  
 THOSAND'S OF ITEMS AVAILABLE ON OUR WEBSITE CREDIT CARDS WELCOME

Come and see the progress on our new 30' x 30' OO Gauge layout  
 Unit 4. Court Farm Business Park, Buckland Newton Dorset. DT2 7BT  
 Telephone: 01300 345355 email: [edward.aspire@btinternet.com](mailto:edward.aspire@btinternet.com)  
 Website: [www.aspiregiftsandmodels.co.uk](http://www.aspiregiftsandmodels.co.uk)

WOODLAND SCENICS \* KNIGHTWING \* SUPERQUICK \* WILLS \* BASE

**Pooleys Puffers**  
 Model Railway Supplies, New & Second Hand Bought & Sold  
 Proprietor **DAVID POOLE**  
 Diecast Models Kits & Accessories

**Tele: 0191 4910202 / 4106386 Mobile: 07976 519178**  
[www.pooleyspuffers.com](http://www.pooleyspuffers.com) e-mail: [pooleyspuffers@btopenworld.com](mailto:pooleyspuffers@btopenworld.com)

382a Jedburgh Court, Team Valley Trading Estate,  
 Gateshead, Tyne & Wear. NE11 0BQ

Mon - Thurs - 10:00am - 5:00pm  
 Fri - Sat & Bank holidays please telephone for opening times  
 Sunday - Closed  
 All major cards accepted. Part exchange welcome

PECO HORNBLY GAUGE MASTER DAPOL JAVIS METCALFE SUPERQUICK WILLS RATIO

**Perth & District MRC presents**  
**A Celebration of Model Railways 2015**  
 The Dewars Centre, Glover Street, Perth PH2 0TH

**Saturday June 27<sup>th</sup> 10.00 am – 5.30 pm**  
**Sunday June 28<sup>th</sup> 10.00 am – 5.00 pm**

Over 40 Superb Layouts in two Halls  
 Over 40 Quality Trade Stands  
 DCC Seminars  
 Modelling Demonstrations  
 Societies and Specialist Groups

Free Parking  
 Venue is next to Perth Railway Station  
 Park and Ride from Broxden on the Saturday  
 Perth & District MRC is a charity registered in Scotland No. SC045282

Admission: Adult £6.00, Child £3.00, Family (2 + 2) £15.00  
[www.perthmrc.com](http://www.perthmrc.com) or Tel. 07588 754959

Ad. Sponsored by:  
 Cheltenham Model Centre,  
 Phoenix Precision Paints Ltd,  
 Finishing Touches,  
 Caledonian Railway Association,  
 Wensleydale Railway (Scotland Branch),  
 Contikits, Footplate Models,  
 Douglas Blades, Parkside Dundas,  
 Scottish Garden Railways, North Road Trains,  
 Invertrain Model Railways, Mad About Trains,  
 The Model Tree Shop, Squires Tools,  
 D&E Videos – Realtrack Models,  
 JDM Models, Brian Collier/Alan Jones,  
 Eileen's Emporium, Keith & Dufftown Railway,  
 Doon Valley Models, Ten Commandments, Railwayana Auctions Ltd,  
 The Junction Box, 62C Models

Photo: Aldbury, Courtesy of BRM and Nigel Burkin.

**THE EXE MODEL RAILWAY SOCIETY PRESENTS**  
**EXETER MODEL RAILWAY SHOW**  
**2015**  
**The Matford Centre, Matford Road, Marsh Barton, Exeter, EX2 8FD (Adjacent to Matford Park & Ride)**  
**Saturday May 30<sup>th</sup> 10.00am–5.00pm**  
**Sunday 31<sup>st</sup> May 10.00am–4.00pm**

**Facilities:**  
 Over 35 Exhibits with 20+ specialist trade stands  
 Modelling Demonstrations  
 Refreshments available in The Stockmans Restaurant  
 Venue is wheelchair accessible

**Admission fees:**  
**ADULTS: £6.50**  
**CONCESSIONS: £5.50**  
**CHILDREN: FREE**  
 (With accompanying paying adult)  
**Free Parking (Limited Sunday AM)**  
 Check website for latest information, directions etc

Contact; [www.exemrs.co.uk](http://www.exemrs.co.uk) or Call 01392 421906



## CLASSIFIEDS

TO ADVERTISE CALL

PAIGE HAYWARD ON

01780 755131 or email

paige.hayward@keypublishing.com

# HORNBY

magazine

## ACCESSORIES

### P & D Marsh

Whitemetal kits, hand painted models and laser cut wooden structures in N and OO. Painted signals available in N and OO. Free price list available.

The Stables, Wakes End Farm, MK17 9FB  
Tel: 01525 280068  
www.pdmarshmodels.com

## COLLECTORS & FAIRS

**CHESTER TOY FAIR**, Northgate Arena, Victoria Road, Chester, CH2 2AU. Saturday 6th June 10.00am-3.00pm. £2.50 entry, Tony Oakes Fairs 01270 652773

**EXETER MATFORD CENTRE TRAIN & TOY FAIR**, Saturday June 6th 2015, The Matford Centre, Matford Park Road, Exeter EX2 8FD 10.00am to 3.30pm Admission £2.00 150+ tables. contact Ray Heard 01823 480097 email: rayheard66@btinternet.com

### BUXTON TOY & TRAIN COLLECTORS FAIR

The Pavillion Gardens, St Johns Road, Buxton, Derbyshire SK17 6XN Sunday 7th June 150 stalls 10.30am-4pm Adults £2.50 Seniors £2 Children £1 www.bpfairs.com Tel 01604 846688

**NOTTINGHAM TOY & TRAIN Fair Party**, Bluecoat Academy, NG8 5GY (on ring-road 1 mile north of Uni.) Saturday 13th June 10am-2pm, refreshments. Contact Malc: 07951 072790

### STAFFORD SHOWGROUND TOY & TRAIN COLLECTORS FAIR

The Prestwood Suite, Stafford Showground, Weston Road, Stafford ST18 0BD Sunday 14th June 10.30am-3.30pm 230 stalls Adults £3 Seniors £2.50 Children £1 www.bpfairs.com Tel 01604 846688

**PENNINE MODEL RAILWAY Society Dates:** 20/21 June 2015 Times: 10.00 to 16.00 Venue: Saddleworth Museum High Street, Saddleworth, Oldham, OL3 6HS Admission: Adults £2.50, Under 16 free 6 layouts in all the major gauges Contact: 07787 840672

**ASHFIELD TOY & TRAIN FAIR**, Festival Hall NG17 7DJ. Sunday 21st June 10am-3pm. Good access, refreshments, free parking, Contact Malc: 07951 072790

**CHESTER LE STREET** on Sunday 21st June Park View School, North Lodge ( near Lambton Worm pub) Lombard Drive DH3 4BB 10.30 - 3.30. Admission £2.50, Child/Senior Citizens £1.50 £5 Early Bird entry from 8.30 am Refreshments available, Dinky and Corgi spares available. Buy, sell, swop Diecast, trains, Star Wars, Soldiers, Lego, Scalextric and much more. Contact Jim 07504 035955. Email jim\_corr73@hotmail.co.uk for table bookings.

### N.E.C BIRMINGHAM TOY & TRAIN COLLECTORS FAIR

Hall 18, National Exhibition Centre, Birmingham B40 1MT Sunday 21st June 10.30am - 3.30pm Adults £6.50 Seniors £6 Children £2 FREE PARKING www.bpfairs.com Tel 01604 846688

4th July (Sat) & 5th July (Sun) 10:00am - 5:00pm LOCOMOTION, NATIONAL RAILWAY MUSEUM, SHILDON, CO. DURHAM. DL4 1PQ Trade stands, working and static layouts. Admission Free. Tel: 07804 586477 email: nedcc1985@outlook.com

## KITS & COMPONENTS

**EXTREME ETCHINGS**  
2 Upper Dunstead Road Langley Mill Nottingham NG16 4GR  
email: brimshawplan.com  
Specialist suppliers of the finest quality nameplates and detailing components for the Diesel and Electric era in 2, 4, and 7mm scales  
**www.shawplan.com**

**- 0 Gauge Kits -**  
**CONNOISSEUR MODELS**  
- Quality Etched & Cast Metal Kits -  
- Locos, Carriages & Wagons -  
**www.jimmgeown.com**  
or Send S.A.E. For Printed Catalogue  
1 Newton Cottages, Nr Weobley, HR4 8QX

## BOOKS

### Rail-Books.co.uk

Railway book specialist covering UK and overseas prototypes, also modelling, bus, tram and shipping books. Many books post free

Visit **www.rail-books.co.uk** for more details and secure on-line ordering.  
Tel: 01293 406137

### NICK TOZER

#### RAILWAY BOOKS BOUGHT & SOLD

Free Railway Booksearch Service

155 Church Street, Paddock, Huddersfield, HD1 4UJ

SHOP: Tue/Wed 11:00-17:00 + Thur 14:00-20:00

[www.railwaybook.com](http://www.railwaybook.com) [nick@railwaybook.com](mailto:nick@railwaybook.com)

Tel: 01484 518159

## RAILWAY BOOKS

Rare and out of print  
4,000+ to view at  
**www.nigelbirdbooks.co.uk**

01974 821281

### Dereks Transport Books

[www.derekstransportbooks.com](http://www.derekstransportbooks.com)

[dereksbooks@btinternet.com](mailto:dereksbooks@btinternet.com)

All transport subjects covered

Established 1995 Ringwood

## MODEL RAIL SHOP

### Trainstop

A GOOD OLD-FASHIONED  
MODEL RAILWAY SHOP!

LOCOS, WAGONS & SETS BY ALL THE BIG NAMES  
TRACK & LANDSCAPE BY PECO, HORNBY ETC..

Plus a rapidly selling stock of vintage collectables!

Email us at: [trainstopcontact@gmail.com](mailto:trainstopcontact@gmail.com)  
Call us on: 01547 520673  
[www.trainstop.co.uk](http://www.trainstop.co.uk)

## DISPLAY/LAYOUTS

### BOXFILE DIORAMAS

Tel: 01689 855074 Mob: 07956 086767 E-mail: [chrisue@btinternet.com](mailto:chrisue@btinternet.com)  
"Displays and Layouts"

Chris White runs a home based business constructing small scenic displays and working layouts, in all the popular scales. The 'N' gauge layouts can be made to fit into boxfiles, and oblong plastic storage boxes. Chris can carry out scenery restoration work to existing railway layouts in any scale and can also do commissions to build layouts and displays.

For full details of all our displays and layouts please visit our website:

[www.boxfiledioramas.org.uk](http://www.boxfiledioramas.org.uk)

## Wizard Models



Comet Models is now part of Wizard Models. You can order Comet products by post, phone, e-mail, or online at [www.wizardmodels.co.uk](http://www.wizardmodels.co.uk).  
If paying by cheque or postal order, please make it payable to Wizard Models.



UK P&P: £3.90 per order, overseas at cost, price lists 5x1st class stamps.

24hr Phone 01652 635885 Mobile 0778 894 0312

Wizard Models, PO Box 70, Barton upon Humber DN18 5XY

**ISINGLASS**  
LNER scale drawings  
Over 500 drawings of Locos, coaches & vans, available in scales from 4mm  
[www.isinglass-models.co.uk](http://www.isinglass-models.co.uk)  
27 Grange Road, Toddington LU5 6BZ  
07973 768080 (eve)  
[isinglass@Edgson.net](mailto:isinglass@Edgson.net)

**BRANCH LINES**  
Mashima, Hanazono, Canon motors. Gears, gearboxes, bearings, drive shafts, wheels, cranks, etc. Black Beetle, Tenshodo motor bogies  
4mm loco and chassis kits and detailing parts and accessories.  
4 and 7mm narrow gauge loco, coach and wagon kits, chopper couplings  
4mm etched coach and PBV kits (MR/LMS, LBSCR, SECR, SR, TVR) 7mm Ford T Railbus, coach kits.  
P.O. BOX, WESTBURY, BA13 9AA  
Tel/Fax: 01373 822231  
E-mail: [sales@branchlines.com](mailto:sales@branchlines.com)  
Catalogues: e-mail or S/AE + £1 in stamps or £2.50 C/card and PLEASE STATE INTERESTS

## MODEL RAILWAY SHOPS

### Haslington Models

134 Crewe Road Haslington CW11 5RQ

Tel/Fax 01270 589079

Appointed Stockist of

Hornby, Bachmann, Farish, Dapol, Vi-Trains, Peco, Gaugemaster, Heljan, Metcalf, Ration, Wills etc

Thursday/Friday/Saturday only

10.00 until 16.00

### Visiting the Isle of Wight?

Two floors of locomotives, wagons, coaches, buildings, scenery, electrics, figures, cars and more!

N/O09/HO/00/On30/G

### UPSTAIRS DOWNSTAIRS

Pier Street - Sandown - PO36 8JR

01983 406 616 - [www.udiw.com](http://www.udiw.com)

## Platform Models

### Platform Models

Model Railway items both new and second-hand  
Also baseboards supplied by Model Railway Solutions

All prices 10% below RRP

Free parking Opening Hours: Mon-Sat 10-5

10-12 Alder Hills, Poole, Dorset BH12 4AL

Tel: 01202 798068

or shop online at: [www.platformmodelsltd.co.uk](http://www.platformmodelsltd.co.uk)

### JOHN DUTFIELD CHELMSFORD

Wards Yard, 133 Springfield Park Road, Chelmsford, CM2 6EE

PECO, HORNBY, BACHMANN, FARISH, DAPOL, HELJAN etc

and lots more for the railway modeller.

Opening times: 9 till 5.30 Closed Weds Suns & Bank hols

Tel: 01245 494455

email: [heatherwilkinson@btconnect.com](mailto:heatherwilkinson@btconnect.com)

[www.johndutfieldmodelrailways.co.uk](http://www.johndutfieldmodelrailways.co.uk)



### MODEL RAIL OUTLET

### MODEL RAIL SHOP

## LORD AND BUTLER

Exclusive  
Bachmann  
Limited Edition  
66050 EWS Energy  
£129.95



Photo: © Daniel Stanbridge

The Pumping Station Penarth Rd Cardiff CF118TT  
029 2066 7225 lordandbutler@yahoo.co.uk

Daily 10.00 - 5.30  
Sunday 2.00 - 5.30

MasterCard www.lordandbutler.com

VISA

NEW LARGER SHOP OPEN NOW  
CAFETERIA ON SITE AND FREE PARKING

## Kent Garden Railways

### 16mm and G Scale Specialists

LGB ♦ Bachmann ♦ Aristocraft ♦ Accucraft ♦ Peco ♦ Piko ♦ Pola ♦ Roundhouse etc  
OO and N from leading suppliers ♦ Hornby ♦ Bachmann ♦ Farish ♦ Heljan ♦ Peco  
66 High Street, St Mary Cray, Orpington, Kent, BR5 3NH Tel: 01689 891668  
Shop Open Mon - Sat 09.00 - 17.00 [www.kgrmodels.com](http://www.kgrmodels.com)

### MRSG

MODEL RAILWAY SHOP GRANTHAM

Supplier of kits card/plastic N to O by  
Peco, Ratio, Wills, Metcalfe,  
Knightwing, Kestrel, Springside,  
Eckon/Berko signals and Parkside  
46 Watergate, Grantham,  
Lincolnshire, NG31 6PR  
Tel: 01476 563472

### JACKSONS MODELS

33 NEW STREET, WIGTON, CA7 9AL

Tel: 01697 342 557

[www.jacksonsmodels.co.uk](http://www.jacksonsmodels.co.uk)

Hornby, Bachmann, Peco, Dapol, Scenics, Javis,  
Peco, Woodland Scenics, Gaugemaster,  
Patronics, Wills, Ratio, Metcalfe, Superquick etc  
Opening Times: Mon, Tue, Fri 9-5,  
Thur 9-7, Sat 10-3 Closed Wed & Sun

### MODEL RAIL SHOP

Maestro Tel: 01933 355531  
PayPal Mobile: 07969 535 699  
(evenings & weekends)

**H&A MODELS**

9 Keats Way, Higham Ferrers,  
Northants. NN10 8DQ  
Email: [sales@hamodels.net](mailto:sales@hamodels.net)

Coach & Wagon Kits, Wheels, Decals, Paint & Sundries  
Parkside Dundas, Cooper Craft, Cambrian, Slaters, Kirk 4mm. Mailcoach, Ian Kirk 7mm,  
Dapol, Precision Paints, Modelmaster Decals, Old Time Workshop, Labelle Oils, Alan Gibson, Romford  
Order on line at: [www.hamodels.net](http://www.hamodels.net) or ring us (same day or next day despatch)  
Precision Paint - pre order and pick up at exhibitions (minimum two weeks notice)  
Show Dates for June - Wrec-Rail Market Harborough 6th - Great Central Railway 19th, 20th & 21st

### THE MODEL SHOP

Specialist Model Railway Stockist  
4 St David's Hill, Exeter EX4 3RG  
(just off the old Iron Bridge)  
Now Agents for NCE DCC systems  
[www.trainsandtrack.co.uk](http://www.trainsandtrack.co.uk)  
Tel: 01392 421906  
shop open Mon/Sat 9.30-5.00pm  
Now taking orders for 2015 Models

**Redcar Models & Hobbies**  
130 High Street,  
Redcar, Cleveland

Stocking a wide range of 'OO'  
railways by Bachmann, Hornby,  
Peco and Gaugemaster

Tel: 01642 494 912  
[sales@redcarmodels.co.uk](mailto:sales@redcarmodels.co.uk)

## WALTONSMODELS.CO.UK

Where Will Your Hobby Take You Today?

Figures from £5.20

Peco Accessories from £2.75

Hornby DCC NMRA decoder only £13.75

Crosfield Chemicals  
Limited Edition  
3 x Wagons  
£29.95

[info@waltonsmodels.co.uk](mailto:info@waltonsmodels.co.uk) 0161 928 5940  
30 Stamford Street, Altrincham, Cheshire, WA14 1EY

HORNBY GRAHAM FARISH by BACHMANN PECO FLEISCHMANN Die Modellbahn der Profis Roco

## Millennium Models

Stockist's of All Main brands Plus Second-hand  
Offer's this Month are:



N Gauge Layout 10 x 6 with  
track and table  
please contact us for  
price and information.

67 Queen Street, Morley, Leeds  
LS27 8EB Tel: 0113 2189 286

**TRIDENT TRAINS**

No10, The Craft Arcade, Dagfields Craft Centre  
Crewes Road, Walsworth, Nantwich,  
Cheshire. CW5 7LG

[www.tridenttrains.co.uk](http://www.tridenttrains.co.uk)  
01270 842 400

We stock  
HORNBY-BACHMANN-GRAHAM FARISH-DAPOL OO & N  
PECO-RATIO-WILLS-RAILMATCH-PAINTS-HUMBROL  
PLASTIC-JAVIS-WOODLAND SCENIC-OXFORD DIECAST  
METCALFE OO & N-SUPERQUICK-TCS DECODERS-LENZ DCC  
GAUGEMASTER-TRACKSETTA OO & N + MUCH MORE.  
WEDNESDAY - SUNDAY 10.00 TIL 5.00

### The Junction Box: Haltwhistle Northumberland



Second hand model railways bought & sold  
A good selection of new and second hand items  
always in stock.

Contact Ian 01434 320328/07763806306  
Visit our web site [www.thejunctionbox.net](http://www.thejunctionbox.net)

### Time Tunnel Models

Unit 3, Fenton Barns,  
North Berwick EH39 5BW  
Tel: 01620 850728  
[www.GoldStarStockists.net](http://www.GoldStarStockists.net)  
Full range of Hornby and Bachmann stocked

### KEITH'S MODEL RAILWAYS

(run by a genuine enthusiast)  
We specialise in secondhand Model Railways  
(steam, diesel, electric locomotives and rolling stock etc)  
We BUY, sell and exchange  
Any gauge, any condition, servicing and repairs  
Telephone: 01116 277 8634

**Addlestone Models**  
The Shop with the stock  
Surrey's leading Discount Model Centre  
Open 7 days  
Mon - Sat 9.30 - 5.30 Sun 11 - 2  
130 Station Road, Addlestone,  
Surrey, KT15 2BE  
[www.addlestone-models.co.uk](http://www.addlestone-models.co.uk)  
01932 845440

**MODEL JUNCTION**  
at the HEART of SUFFOLK  
for 36 years  
THE BEST  
MODEL RAILWAY SHOP  
more info [www.modeljunction.com](http://www.modeljunction.com)  
Whiting St. Bury IP33 1NX 01284 753456

### MODEL WORLD

3 LONDON ROAD,  
NEWPORT PAGNELL,  
BUCKS MK16 0HA  
ONLY 1 MILE JNC14 M1  
Hornby, Bachmann, Peco etc.  
Tel: 01908 612983

[mickoxley@aol.com](mailto:mickoxley@aol.com)



### THE HOBBY GOBLIN

#### STOKE-ON-TRENT

13 Queen Street, Burslem ST6 3EL  
Bachmann, Farish, Scenecraft, Woodland Scenics,  
Hornby, PECO, Dapol, PECO, Gaugemaster,  
Lenz, Metcalfe and much more!  
T: 01782 823818  
e: [thehobbygoblin-uk@hotmail.com](mailto:thehobbygoblin-uk@hotmail.com)  
[www.thehobbygoblin.co.uk](http://www.thehobbygoblin.co.uk)



We probably have the largest selection of pre-owned model railways on the south coast.  
We stock new PECO, Hornby, Bachmann, Javis, Expo, Woodland scenic's,  
Metcalfe Graham Farish, TCS decoders Kadec Couplers and more!  
On our website we have a selection of our pre-owned locomotives with much  
more on display in the shop!  
Telephone: 02380 772 681

[www.ronlines.com](http://www.ronlines.com)

342 Shirley Road, Southampton, SO15 3HJ

[r.lines@hotmail.co.uk](mailto:r.lines@hotmail.co.uk)



## MODEL RAILWAY SHOPS

### AGR Model Railway Store

9 High Street Mews, 28 High Street,  
Leighton Buzzard, Bedfordshire LU7 1EA  
01525 854788

New Business

Order online today  
[www.agrmodelrailwaystore.co.uk](http://www.agrmodelrailwaystore.co.uk)

**WANTED**  
AGR WILL BUY YOUR UNWANTED TRAIN  
COLLECTIONS BEST PRICES PAID

Contact Anthony on 01525 854788  
[sales@agrmodelrailwaystore.co.uk](mailto:sales@agrmodelrailwaystore.co.uk)  
Monday - Friday 9am - 5pm • Saturday 9am - 4pm  
NOW buying your unwanted model railway collections

## RHUDDLAN

- Model Railways
- Games Workshop
- Die Cast Models  
Corgie - Dinky - Matchbox
- Plastic Kits  
Airfix - Revel - Etc

MODELS

**NEW AND USED ITEMS  
BOUGHT AND SOLD**

HIGH ST, RHUDDLAN  
**01745 590048**

[www.rhuddlanmodels.co.uk](http://www.rhuddlanmodels.co.uk)

## MODEL MANIA

All leading brands stocked  
Mail order service  
13 Clouds Hill Road, St. Georges,  
Bristol BS57LD

Open Tues - Fri 09.30 - 17.00, Sat 09.00 - 17.00

**Tel: 0117 9559819**

email: [modelmaniaemail@aol.com](mailto:modelmaniaemail@aol.com)

### Waddell's Models

56 Bell Street, Merchant City,  
Glasgow, Lanarkshire G1 1LQ  
0141 552 8044

Open TUES-SAT 10am-5.30pm

Open for Modelling Advice, Service &  
Repairs, DCC Decoder Fitting and Limited  
Edition Models selling all Scales and  
Gauges including 2mm, 4mm, N, OO  
10% off catalogue prices for Locomotives  
& Rolling stock

We stock Bachmann • Dapol • Farish •  
Heljan • Hornby • Peco  
And many more...



[www.BestsModeller.co.uk](http://www.BestsModeller.co.uk)  
0781 4751547

We at BESTSMODELLER sell all  
Die-Cast Models, Hornby, Lima,  
Bachmann Railways, Eddie Stobart  
products, Corgi Buses and have many  
other products to sell. You can also  
purchase online at our website.

### PAIGNTON MODEL SHOP

Stockist of:  
Hornby, Bachmann, Peco,  
Woodland Scenics, Metcalfe,  
Superquick, Airfix, Scalextric, Ratio,  
Wills & Scenerama  
N Gauge stockist for Farish  
Loco Weathering Service Available

**60 Hyde Road, Paignton,**

**Devon TQ4 5BY**

**Tel: 01803 555882**

Email: [paigntonmodels@hotmail.co.uk](mailto:paigntonmodels@hotmail.co.uk)

Website:

[www.paigntonmodelshop.com](http://www.paigntonmodelshop.com)

Another Delightful Model At

### C&M Models



N GAUGE SCOTRAIL 'SALTIRE'

156, £109.95, DUE SUMMER.  
ADVANCE ORDERS BEING TAKEN  
EXCLUSIVE TO C&M MODELS.

1 Crosby Street, Carlisle CA1 1DQ.

Tel: 01228 514689

e-mail: [sales@candmmodels.co.uk](mailto:sales@candmmodels.co.uk)

Website: [www.candmmodels.co.uk](http://www.candmmodels.co.uk)

Tuesday to Saturday: 10a.m. to 5p.m.

Sorry, but Fay is no longer available



Limited Edition Dapol OO Wagon

**James Cropper & Son,  
Burneside, Kendal**

Available from Crafty Hobbies,  
54 Cavendish Street, Barrow,  
Cumbria LA14 5RW

[www.crafty-hobbies.co.uk](http://www.crafty-hobbies.co.uk)  
tel 01229 820759

## NAMEPLATES

### 247 DEVELOPMENTS

STEAM ERA NAME PLATES & LOCO DETAILING PARTS.  
COACH KITS, SIDES AND DETAILING PARTS.

Catalogue £2.00 from: 247Developments.  
Seven Acres, Meltham Rd, Marsden, W.Yorks, HD7 6JZ

**Tel: 01484 840 996**

**WEB: 247developments.co.uk**

## ONLINE MODELSHOP

**Custom Locos, Ltd Edn Wagons**  
**New Hornby, used makes**  
W: [carriageandwagonmodels.co.uk](http://carriageandwagonmodels.co.uk)  
E: [carriagew@yahoo.co.uk](mailto:carriagew@yahoo.co.uk)  
T: 01233 633295 M: 07757 342525

### Heki Tree's & Scenics

Heki 2013 Catalogue £6.50 post paid  
Make your layout stand out  
with Heki Trees & Scenic  
Materials Quality at  
affordable prices  
**Trade  
Supplied**  
Order Online or just call to  
find out about the  
Biggest and Best  
range of Scenics on the  
market today.  
P.O.Box 2099, Hockley, Essex, SS5 4UY  
Tel 01702 200036 e-mail [sales@blackwells-miniatures.com](mailto:sales@blackwells-miniatures.com)  
[www.blackwells-miniatures.com](http://www.blackwells-miniatures.com)

**Model Scenery Supplies**  
Scatter - Grass - Foliage - Trees  
Bushes - Turf - Tufts - Buildings - Kits  
Seafoam - Horsehair - Accessories  
Plywood - Bespoke Baseboards  
and much more at online prices!  
[modelscenerysupplies.co.uk](http://modelscenerysupplies.co.uk)

## REPAIRS & SERVICES

### Model Railway Doctor

Model Railway Repair Specialist  
Most Makes Undertaken  
DCC Specialist

Why not visit the website for more information  
[www.modelrailwaydoctor.co.uk](http://www.modelrailwaydoctor.co.uk)  
or tel: 020 8907 7662

## SIGNALS & LIGHTING

### CR Signals

Lights, signals & kits to bring your layout to life  
N Gauge & OO Gauge

- Signals • Lights • Signal & Light Kits
- Trackside items • Wire & Accessories

For the latest price list and order form  
Please email [info@crsignals.com](mailto:info@crsignals.com)  
[www.crsignals.com](http://www.crsignals.com)

CR Signals 'Birkby' 5 The Crescent,  
Doncaster Road, Rotherham S65 1NL

## SPECIALIST MODEL SHOP

### TRAIN TERRAIN

Scenic supplies, continental and American  
Model rails, HO, N, G, Feldbahn, Falter, Kibri,  
Vollmer, Busch and Auhagen  
New shop within a shop at Great Eastern Models  
199 Plumstead Road, Norwich NR1 4AB  
[www.trainterrainmodels.co.uk](http://www.trainterrainmodels.co.uk) T: 01603 304379  
Follow us on Facebook

## HORNBY magazine

## STATION FIGURES

### Mike Pett's Supercast OO Model Railway Figures

OO gauge models £1.75 (2 for £3) unpainted, hand painted models £4.50 each P&P £2.75  
O gauge fireman £5.50 unpainted, hand painted £8.50 P&P £3.75

New Moriarty joins Holmes & Watson  
Holmes & Watson  
Fireman with Loco Driver  
NEW Brunel  
NEW Station Master & Track Worker  
NEW O gauge fireman and driver  
NEW Railway Worker & Passenger of the 1930s era

[www.modelrailwayfigures00.co.uk](http://www.modelrailwayfigures00.co.uk)

Please make cheques payable to: Mike Pett. 12 Chatham Street, Ramsgate, Kent, CT 11 7PP  
Tel: 01843 593417 • Mob: 07976 724225 Email: [mikepettphotos@btconnect.com](mailto:mikepettphotos@btconnect.com)

## SCENICS

**07946 499237** *Vintage Transport in Miniature* **07946 499237**  
17 Wycombe Street Darlington DL3 7DA  
Model Transport Diorama parts  
Scenic Accessory Suppliers for modellers in 2mm 1:144 and 1:148 scales  
**2mm SCALE** [www.vintageminiaturemodels.moonfruit.com](http://www.vintageminiaturemodels.moonfruit.com) **N GAUGE**  
email [graham.a.eason@gmail.com](mailto:graham.a.eason@gmail.com)



## STATION SIGNS

### STATION SIGNS

You choose the name and we make the signs  
BR 'Totems', SR Targets, nameboards, destination boards &  
poster boards. BR regional colours of the 1950s/60s  
[www.stationsigns.co.uk](http://www.stationsigns.co.uk) [admin@stationsigns.co.uk](mailto:admin@stationsigns.co.uk)  
Telephone 07561 179155

## TRACKLAYING

### "IMPRESSED WITH YOUR BALLASTING?"

"However satisfied you are with your finished trackwork, it can be done quicker and easier with Tracklay™ underlay-the trains will run quieter aswell -try it yourself and see how much time and effort you save."

		5m	10m	20m	30m	40m	50m	
Prices inc	00	£14.70	£23.26	£40.54	£58.70	£77.30	£84.35	TRAIL SAMPLE £4.96 (00 or N) £2.00 off first order voucher
UK P&P	N	£12.20	£17.67	£29.56	£42.43	£54.34	£63.20	
	Z	£11.30	£15.06	£25.30	£35.36	£44.14	£50.85	

Order online at [www.tracklay.co.uk](http://www.tracklay.co.uk)

Tracklay Sales (Dept A), 87 Babington Road, Barrow-Upon-Soar, Leics LE12 8NH Tel. 01509 415594

## TOOLS

### PAGES OF TOOLS

Xuron track cutters  
Layout wire  
Single micro drill bits  
Hobby tools  
and much more....  
[www.pagesoftools.co.uk](http://www.pagesoftools.co.uk)  
[sales@pagesoftools.co.uk](mailto:sales@pagesoftools.co.uk)

## TRANSFERS

### Railtec Transfers

waterslide transfers  
for all gauges & hobbies  
Large catalog of UK & Irish rail  
"In a class of their own and a joy to use."  
Pete Waterman, OBE DL  
[www.railtec-models.com](http://www.railtec-models.com)

## WANTED

### Tri-angman

Specialist in Model Railway

Tri-ang, Hornby, Bachmann, Wrenn, Minic, etc

**BUY & SELL HARD TO FIND ITEMS & COLLECTABLES**

Find me on [www.tri-angman.co.uk](http://www.tri-angman.co.uk)

Tel: 07966 333605 Email: [laurence@tri-angman.co.uk](mailto:laurence@tri-angman.co.uk)

To advertise  
on these pages please call  
**Paige Hayward**  
on  
**01780 755131**

**HORNBY**  
magazine

## CLASSIFIED ADVERTISING

Just £1 per word  
min £20 inc VAT

Buy, sell or promote anything to do with railway modelling in Hornby Magazine at a great price!

☐ FOR SALE ☐ PARTS ☐ BOOKS ☐ WANTED ☐ OTHER ☐ EVENTS ☐ MODEL SHOPS ☐ KITS


Please call Paige Hayward on 01780 755131

Private sales only.  
Minimum 20 words.

or send your completed form to: Hornby Magazine Classifieds, Key Publishing,

PO Box 100, Stamford, Lincolnshire PE9 1XQ. Please make cheques payable to 'Key Publishing Ltd'



# **WE WANT YOUR Model Railways**



We will buy  
almost any Railway  
Collection, large or small.  
All gauges will be taken, in any  
condition. We always give an honest  
price and will collect and dismantle any layout.

Telephone: **01302 371623**

Mobile: **07526 768178**

or email: [anoraksanonymous@googlemail.com](mailto:anoraksanonymous@googlemail.com)



# 23RD ALRESFORD FESTIVAL OF TOY TRAINS

## SATURDAY 13TH JUNE 2015

Perin's Community School, Alresford, Hampshire. S024 9BS  
10.30am - 4.30pm - Early entry 9.00am Sales Hall £10.00

**LIVE MUSIC,  
REAL ALE  
CONTRIBUTIONS  
TO  
LOCAL YOUTH  
GROUPS**



**70+ SALES  
TABLES SELLING  
OLD AND NEW  
TOY TRAINS  
BBQ AND  
REFRESHMENTS**

Over 20 layouts incl Blue Pullman Display, Hornby 0 Gauge, Electric and Clockwork, French 0 Gauge, Lone-Star 000, Bowman Livesteam, Tri-ang OO with Minic Motorway, TRIX, Hornby Dublo 2 & 3 rail, Triang TT, Wrenn, Lego, Tomy

Adults £5.00, Child £3.00, Family 2+2 £14.00

**DETAILS BOB LEGGETT  
01962 733475**

[www.alresford-toy-trains.org.uk](http://www.alresford-toy-trains.org.uk)

**VISIT THE  
WATERCRESS LINE  
AND ENJOY A RIDE ON  
THE  
REAL STEAM TRAINS**

**VISITORS ARE  
WELCOME  
TO BRING THEIR OWN  
STOCK TO RUN**

# HORNBY

magazine

## ADVERTISERS INDEX

To advertise Contact: Tom Lee OR Ben Harrison Tel: 01780 755131  
Email: tom.lee@keypublishing.com or ben.harrison@keypublishing.com

Classifieds: Paige Hayward Tel: 01780 755131  
Email: paige.hayward@keypublishing.com

A C Models	134
Along Classic Lines.com	127
Alresford Toy Museum	153
Alton Model Centre	145
Ancorton Models	140
Andy Lowe Electronics	141
Anoraks Anonymous	152
Ashford Model Supply Centre	145
Aspire Gifts & Models	147
Bachmann-Europe (W.Britain Ltd)	156
Book Law Publications	129
Bure Valley Railway	139
C & L Finescale Modelling Ltd	139
Church Street Models	147
Classic Rail	146
Dapol Ltd	155
DB Models	131
DCC Concepts Pty Ltd	95
DCC Supplies	144
Digitrains Ltd	6
Doon Valley Models	146
Durham Trains of Stanley	135
Ellis Clark Trains	142
EMA Model Supplies	145
Express Models	146
Flair Rail	146
Gas Cupboard Models	144
Gaugemaster Controls Plc	14/15

Ghost-Signs.com	145
Gilbow Holdings Ltd	3
GraphicAir	140
Great Rail Journeys	132
Grimy Times	143
Harburn Hobbies	145
Hatton's Model Railways	117-126
Hereford Model Centre	105
Highfield Coachworks	147
Hornby Hobbies Ltd	2
Kernow Model Rail Centre	136
Langley Models	139
Lcut creative	144
Locomotion	133
Loughborough Model Centre	87
Metcalf Models & Toys Ltd	26/27
Model Railway Solutions	134
Model Railways Baseboards	146
Model Railways Direct Ltd	42/43
Model Tree Shop, The	130
Modellers Mecca	135
Modelzone Ltd	138
Monk Bar Model Shop	134
Morley Controllers	144
Morris Models	134
Olivias Trains	147
Osborn's Models	147
Oxford Diecast	128

Parkwood Arts Ltd	134
Peedie Models	134
Pennine Models	127
Perth Model Railway Club	147
Peters Spares Model Railways Ltd	141
Photoworld Model Railways	135
Pooleys Puffers	147
Rails of Sheffield	84-86
Ron Lines	149
Roxey Mouldings	133
Sankey Scenics	143
Sawyer models	134
Scale Model Scenery Ltd	134
Scale Scenes	135
South West Digital	133
Special Auction Services	143
The Hobby Shop	135
The Loco Shed	141
The Model Railway Shop	133
The Railway Conductor	143
TMC Direct	48/49
Train Times Model Shop	135
Trains 4 U	135
Train-Tech	140
Vectis Auctions	144
Warwick & Warwick	115
Wicor Models	135
York ModelMaking	145
YouChoos	139



# NEXT ISSUE

## LONDON ROAD

Alan Harrison's stunning home based layout models the Eastern Region in the 1950s. Next month we go behind the scenes to discover the story so far of the Australia based British 'OO' layout.



### DIGITAL BASICS

Digital control is one of the great assets of the present day modelling scene and with the right equipment and methods it can be simple to use too. Next month we show you what you really need to start out with digital control, explain how to set up a system and dispell common misconceptions.



### TEDBURN ST MARY

The South West Herts Model Railway Society's busy GWR branch line terminus Tedburn St Mary is a wonderful period model of an era long gone.



### SOUND FOR A '3MT'

Digital sound isn't just for big locomotives. Paul Chetter tackles a Bachmann '3MT' 2-6-2T and adds a sound decoder with the support of a powerful 'stay alive' capacitor system. Find out how in our full step by step guide next issue.



THE NEXT ISSUE OF  
**HORNBY**  
magazine

is on sale on June 11 2015

**DON'T MISS IT!**

**PLUS**

We'll be reviewing all the latest models, reporting the latest news and helping you get the most out of your modelling projects.



# dapol

model railway company

Dapol Limited, Gledrid Industrial Park, Chirk, Wrexham, LL14 5DG

Tel: 01691 774455  
Fax: 01691 778866  
e-mail: sales@dapol.co.uk

www.dapol.co.uk

## May Releases

### O GAUGE



**7S-010-003** - Terrier A1X Lined Green Southern 2644

**7S-010-003D** - Terrier A1X Lined Green Southern 2644 DCC & Sound



**7S-010-004** - Terrier A1X LBSC Improved Engine Green 'Thames' 57

**7S-010-004D** - Terrier A1X LBSC Improved Engine Green 'Thames' 57 DCC & Sound



**7F-051-018** - 5 Plank - Nathl Atrill

**7F-051-018W** - 5 Plank - Nathl Atrill Weathered

**Also released this month include;**

**7S-010-005** - Terrier A1X LBSC Improved Engine Green 'Brighton' 40

**7S-010-005D** - Terrier A1X LBSC Improved Engine Green 'Brighton' 40 DCC & Sound

*All product release dates correct at time of going to press*

### N GAUGE



**2D-009-001** - Class 121 BR Green with Whiskers W55027

**2D-009-001D** - Class 121 BR Green with Whiskers W55027 DCC Fitted

**Also released this month include;**

**2D-013-052** - Class 27 Dummy BR Blue 27212

**2D-009-000** - Class 121 BR Green SYP W55022

**2D-009-000D** - Class 121 BR Green SYP W55022 DCC Fitted

**2D-009-002** - Class 121 BR Blue/Grey 55032

**2D-009-002D** - Class 121 BR Blue/Grey 55032 DCC Fitted

**2D-009-100** - Class 121 BR Blue/Grey Dummy 55032

**2D-009-101** - Class 121 BR Green with Whiskers Dummy W55020

**2D-009-102** - Class 121 BR Blue/Grey W55030 Dummy

### OO GAUGE



**4F-018-007** - Salt Van - Saxa 236

**4F-018-008** - Salt Van - Saxa 236 Weathered

**Also released this month include;**

**4F-038-005** - 20T Steel Mineral - GWR 33264

**4F-038-006** - 20T Steel Mineral - GWR 33264 Weathered

**4F-051-015** - 5 Plank - BR M318256

**4F-051-016** - 5 Plank - BR M318256 Weathered

**4F-090-102** - 9 Plank - Harrogate Gas 14

**4F-090-103** - 9 Plank - Harrogate Gas 14 Weathered

APPROVED

**DAPOL GOLD**  
STOCKISTS

**The following retailers carry stocks of all new monthly products**

ALTON: **Alton Models** tel: 01420 542244

ARUNDEL: **Gaugemaster** tel: 01903 884321

AXMINSTER: **Buffers Model Railways** tel: 01297 35557

AYLSHAM: **Bure Valley Railway** tel: 01263 733858

BARROW IN FURNESS: **Crafty Hobbies** tel: 01229 820759

BIDEFORD: **Osborn's Models** tel: 01237 423453

BRISTOL: **Model Railways Direct** tel: 01275 774224

BURTON-ON-TRENT: **The Tutbury Jinny** tel: 01283 814777

CAMBORNE: **Kernow Model Railway Centre** tel: 01209 714099

CARLISLE: **C & M Models** tel: 01228 514689

CHELTENHAM: **Cheltenham Models** tel: 01242 523117

HEREFORD: **Hereford Model Shop** tel: 01432 352809

KIDDERMINSTER: **DMB/Footplate Models** tel: 01562 750076

LIVERPOOL: **Hattons** tel: 0151 733 3655

NANTWICH: **Trident Trains** tel: 01270 842400

NORTH LANCING: **Morris Models** tel: 01903 754850

SHEFFIELD: **Rails of Sheffield** tel: 01142 551436

STROUD: **ANTICS** tel: 01453 825381

SHEPTON MALLET: **East Somerset Models** tel: 01749 880651

YORK: **Monk Bar Model Shop** tel: 01904 659423





# Limited Editions You'll Love

*Begin collecting the Bachmann way*

Bachmann Collectors Club caters for fans of Bachmann Branchline OO and Graham Farish N scale model railways. As a member of Bachmann Collectors Club you'll get the opportunity to purchase locomotives and rolling stock produced exclusively for members and issued with individually numbered certificates. And what's more, you'll receive an extensive membership package and become part of our enthusiastic community of collectors and modellers. What are you waiting for? Visit our website or give us a call today!



**31-318K** GCR 9J Class

Original Price: £99.95 Internet Auction Price: £209.95



**31-880K** Midland Class 4F

Original Price: £89.75 Internet Auction Price: £149.99



**31-650K** Class 47

Original Price: £101.60 Internet Auction Price: £145.95



**31-460K** C Class

Original Price: £84.35 Internet Auction Price: £136.00



**31-378K** Class 416

Original Price: £110.90 Internet Auction Price: £160.00

