



**WIN**

**KERNOW  
POLICE 47**  
**WORTH £150**  
Closing date: July 25 2016

**REVIEWED**

**Advanced Passenger Train  
EXPERIMENTAL**



# **HORNBY**

## **magazine**

Issue 108 **June 2016**

USA \$12.99 · CAD \$12.99 · AUS \$12.95 · **UK £4.20**

[www.hornbymagazine.com](http://www.hornbymagazine.com)

### **EQUIPMENT GUIDE**

## **WHEEL CLEANERS**



Discover the best way to keep your locomotives running smoothly

### **DIGITAL SOUND**

## **SMOKE, SOUND AND GRIME!**


Fitting a smoke generator, sound and weathering a Heljan '02'



### **PAINTING PEOPLE**



Techniques and tips for creating a realistic miniature population



# **Building Memories**

Reviving the 1950s in '00' at Newton Central



**» HORNBY RADIAL AND '71' LATEST  
» PLUS ALL THE LATEST NEWS**

**KEY**



06 ▶

9 771753 246069



# Cobalt Alpha

By DCCconcepts



## Alpha-Power

Cobalt Alpha-Power is a top quality Power supply for use with DC or DCC systems and it is also perfect for the Accessory power bus.

Alpha-Power has fast-acting overload protection that will instantly turn power off in the case of significant overload, giving you both audible and visible indication of overload or wiring problems and a reset is simple - Just turn the power switch off and on again.

Properly regulated for consistent results it will deliver a stable 18v DC at 5 amps irrespective of your local mains power levels.

CE and FCC approved and usable with mains voltages from 100 to 240v AC, Alpha Power is suitable for use in most parts of the world.

The natural partner for Alpha-Box, Alpha-Power has both DC output plug and screw terminal connections, so it is also an ideal choice for most DCC systems as well as DC users needing more power.



## Alpha-Box

Initially conceived as a way to bring the magic of Cobalt Alpha to ALL modellers, DC or DCC, Alpha-box really IS something special. In fact we think that Alpha-Box is the best power booster available!

We really wanted maximum cross-brand compatibility so Alpha-box is very versatile ... as a result it's perhaps best described as the "Swiss Army Knife" of DCC power boosters because it offers so much more than ANY other power booster you can buy anywhere.

Alpha-Box has inputs at track power and command bus level plus a powerful 5 amp output that's well protected by fast acting short circuit overload protection. As a result it is the perfect upgrade for ALL brands of DCC start set from Bachmann EZ command to other train-set DCC controllers as well as those from more specialised brands.

NCE users really love it. Power Cab and Power Pro plug straight in, becoming fully "Cobalt Alpha" compatible systems with the addition of 5 amps of very clean track power. Other brand users really like it too... and "interface adapters" are available where needed!

Cobalt Alpha products are DCC compliant & are carefully designed from the ground up to make the wiring of your control panels very simple. Using them can reduce wiring between the control panel and layout to a single cable.

The Cobalt Alpha range and all other DCCconcepts products are distributed world-wide by DCCconcepts Pty Ltd. Our products are also distributed in the UK by Gaugemaster Controls Ltd.





# Alpha Central



It just does NOT get any easier than this!

Cobalt Alpha Central is literally a complete and ready-to-use digital control panel for 12 points... in a box!

It's so simple instructions could read "Unpack-Plug in-Change points"

Alpha Central can be connected directly to any model NCE system - however the other brands are not forgotten. Alpha central will work well with any DCC system at all if used in combination with the very clever Alpha-Box, with the combination adding 5A of clean power AND full digital accessory control to the most basic of starter sets. With Alpha-Box it improves the power & performance of basic systems such as Prodigy & Prodigy Express. They also add the luxury of almost wire-free manual control-panel operation to systems from EZ Command to Z21 or ECoS.

Multiple Alpha-Central units can be linked together to control up 2000+ Accessories and addressing your Accessory decoders becomes incredibly simple once you have installed Cobalt Alpha in ANY of its forms as your DCC control interface.


## Alpha

The very Heart of Alpha. Cobalt Alpha interprets commands from ANY momentary switch & turns them into a digital signal.

Cobalt Alpha allows you to connect ANY form of switch from "Stud and Probe" to a simple push-button. Alpha is of course also ideally suited for Cobalt-S Levers and the sophisticated, "Easy-to-connect" Alpha-Switch-D shown below.

No matter what choice you make for your switches, the wiring is greatly simplified and reduced as Alpha will digitise all of the switch commands, meaning that nothing needs long direct wiring. Because of this your ENTIRE Control panel could then need as little as ONE cable to connect it to the layout.

For quality "Mimic" panels without soldering and no complex wiring if any kind, we recommend that you take a look at Cobalt Alpha and Alpha-Switch-D. It really IS as easy as using LEGO!



## Alpha-Switch-D

Cobalt Alpha-Switch-D is a sophisticated but super-easy to install switching system for Mimic panel control of DCC Accessories.

Usable on its own with Accessory decoders that have added switch connections or just combined with Cobalt Alpha itself, it is the SIMPLEST form of Accessory switch wiring you'll find anywhere.

Each switch includes its own indicator LED and connects simply and directly to the control PCB.

Wiring a panel takes no time at all and it really IS as simple as assembling Lego! Full instructions are supplied - we even show you a simple way to create a top quality control panel for them!

The little things really CAN Make a big difference!

A 6-wire curly Cord is often supplied with the appropriate Cobalt Alpha models.

This 6-wire cord is also available as a separate item of course. (The part number is DCD-ACL).

NCE / ROCO users will love it as it can easily replace inconvenient flat cables that are supplied with those DCC system brands as it is much more convenient to use.



Cobalt Alpha makes the wiring of control panels quick and easy!

**DCC** thinking outside the square  
**concepts**



# HORNBY magazine

June 2016

**Editor:** Mike Wild  
**Assistant Editor:** Mark Chivers  
**Senior Designer:** Steve Diggle  
**Sub-editor:** Andrew Roden  
**Contributors:** Evan Green-Hughes, Brian Stephenson, Tim Shackleton, Nigel Burkin, Graham Gaches, Paul Chetter, Julia Scarlett, Trevor Jones, Mike Bisset, Andy Statham, Stephen Siddle and Jeff Wetherell.

## EDITORIAL ADDRESS

Hornby Magazine, Key Publishing,  
 PO Box 100, Stamford, Lincolnshire PE9 1XQ  
**Tel:** 01780 755131  
**Email:** hornbymagazine@keypublishing.com  
**Website:** www.hornbymagazine.com

## ADVERTISING

**Advertising Manager:** Sarah Garrod  
**Email:** sarah.garrod@keypublishing.com  
**Telephone:** 01780 755131  
**Mobile:** 07969 471756  
**Sales Executive:** Liz Ridge  
**Email:** elizabeth.ridge@keypublishing.com  
**Telephone:** 01780 755131  
**Advertising Production:** Louise Talbot  
**Tel:** 01780 755131 **Fax:** 01780 757261  
**Email:** louise.talbot@keypublishing.com

## ADVERTISING ADDRESS

Hornby Magazine, Key Publishing Ltd,  
 Po Box 100, Stamford, Lincolnshire PE9 1XQ

## SUBSCRIPTIONS/MAIL ORDER

PO Box 300, Stamford, Lincolnshire PE9 1NA, UK  
**Tel:** 01780 480404  
**Email:** Subscriptions - subs@keypublishing.com  
**Email:** Mail Order - orders@keypublishing.com

## PUBLISHING

**Publisher:** Adrian Cox  
**Managing Director:** Adrian Cox  
**Commercial Director:** Ann Saundry  
**Group Marketing Manager:** Martin Steele  
**Chairman:** Richard Cox  
**Webmaster:** Simon Russell  
**Registered Office:** Units 1-4, Gwash Way Industrial Estate, Ryhall Road, Stamford, Lincolnshire PE9 1XP

## PRINTING

Precision Colour Printing Ltd, Haldane, Halesfield,  
 Telford, Shropshire TF7 4QQ.

## DISTRIBUTION

Seymour Distribution Ltd.,  
 2 Poultry Avenue, London. EC1A 9PP  
**Tel:** 020 7429 4000

Having difficulty obtaining your copy of Hornby Magazine?  
 Please contact the subscriptions team using the details above.

**Key**

© Key Publishing Ltd 2016

All rights reserved. No part of this magazine may be reproduced or transmitted in any form by any means, electronic or mechanical, including photocopying, recording or by any information storage and retrieval system, without prior permission in writing from the copyright owner. Multiple copying of the contents of the magazine without prior written approval is not permitted.

Material sent to the Editor, whether commissioned or freely submitted, is provided at the contributor's own risk; Key Publishing Ltd cannot be held responsible for loss or damage howsoever caused.

The opinions and views expressed by authors and contributors within Hornby Magazine are not necessarily those of the Editor or Key Publishing.

We are unable to guarantee the bona fides of any of our advertisers. Readers are strongly recommended to take their own precautions before parting with any information or item of value, including, but not limited to, money, manuscripts, photographs or personal information in response to any advertisements within this publication.

HORNBY is a registered trade mark of Hornby Hobbies Limited and is used under licence.

abc

Audit Bureau of Circulation 30,846  
 newsstand and digital sales.

Hornby Magazine is published on  
 the second Thursday of each month  
 preceeding the cover date.

ISSUE  
**108**

# HORNBY magazine

## LATEST OFFERS

See pages 64-65 for full details.

# 16 NEWTON CENTRAL



## WE SHOW YOU HOW!

**32 PAINTING PEOPLE**  
 Tim Shackleton shows how to achieve realistic hand painted figures every time, offering plenty of hints and tips along the way.

**40 TURNTABLE INSTALLATION**  
 Installing and setting-up a motorised turntable can be difficult, but ADM Turntables' indexing drive turntable simplifies much of the process, as Mike Wild demonstrates in this step-by-step guide.

**44 LOCH DHU, PART 6**  
 Nigel Burkin looks to the presentation of his micro-layout, installing fascia and backscene boards and tackling ballasting and scenic development.

**60 BALLAST LOADS**  
 Realistic wagon loads can add variety to a rake of wagons. Nigel Burkin shows you how to create simple removable ballast loads for engineers' wagons.

**90 DIGITAL SOUND**  
 Heljan's recently released 'OO' gauge Gresley 'O2' 2-8-0 receives a triple makeover as Mike Wild adds digital sound, a smoke generator and gives it a weather worn appearance.







## FIRST REVIEWS



**p68** Locomotion Models' 'OO' gauge APT-E.

**p80**



**Graham Farish**  
**'N' gauge PLV/CCT**

**p84** Bachmann  
**14ton/20ton**  
**anchor-mounted tank**  
**wagons for 'OO'**



## Inside...

7

### EDITORIAL

The arrival of the Advanced Passenger Train – Experimental has caught the attention of *Hornby Magazine's* Editor.

8

### UPDATE

The latest news on Hornby's Adams 'Radial' 4-4-2T and Class 71 electric, we preview the Great Central Model Event in June, plus enter our latest competition.

16

### NEWTON CENTRAL

Andy Statham looked to childhood memories of Chesterfield and Sheffield for inspiration when developing his remarkable 'OO' gauge layout.

26

### EQUIPMENT GUIDE

Mark Chivers looks at a selection of off-the-shelf wheel cleaning products.

36

### ENQUIRY OFFICE

The *Hornby Magazine* team answer your modelling questions and queries.

50

### HORNBY POST

Reader's views, comments and observations from the *Hornby Magazine* postbag.

54

### BLACKLADE

Blacklade started out as a 'OO' gauge layout-building challenge for Stephen Siddle and shows of what can be achieved in a limited space.

68

### REVIEWS

Locomotion Models' Advanced Passenger Train – Experimental (APT-E) headlines the reviews alongside new products from Bachmann, Graham Farish, Kernow Model Rail Centre and more.

74

### REALITY CHECK

Evan Green-Hughes recalls the development of one of the most revolutionary trains ever to take to the rails in the UK: BR's Advanced Passenger Train – Experimental (APT-E).

96

### THORNE HILL COLLIERY

Jeff Wetherall looked to West Yorkshire for his delightful 'O' gauge layout set on BR's North Eastern Region in the 1950s.

106

### RAILWAY REALISM

Electric Multiple Units have been part of the UK railway scene for more than 120 years, as Evan Green-Hughes explains.

110

### STAFF PROJECTS

A Friday afternoon 'moment' resulted in the 'OO' gauge roundhouse scene being grafted onto one corner of Topley Dale. Find out how.

112

### READER PROJECTS

*Hornby Magazine* presents your latest model building and layout projects.

114

### SHOW GUIDE

Your comprehensive guide to forthcoming events.

**WE'VE GONE SOCIAL!**  
Follow us on your favourite social media sites.  
You'll find the latest news, images and exclusive videos! Search *Hornby Magazine*.





# BR Sulzer Type 2 (Class 24)

Limited production - 4mm scale - Ready-to-run in OO, EM or P4  
Revolutionary DCC Sound & DC - In stock and available now!



D5000 on Canada Street (EM). Thanks to Pete Johnson



24081, professionally weathered, on Oakley Green (OO). Thanks to Jamie Mathlin

- Over 350 components in each model
- Available in 'OO', 'EM' & 'P4' gauges
- Researched from official BR drawings
- Incredible bogie and interior details
- Softly-sprung working 'Oleo' buffers
- Period specific detailing differences
- Authentic sounds from twin speakers
- Revolutionary new driving experience
- Stay-alive and super-capacitor upgrade

## Museum-quality models that will delight the true diesel aficionado



D5098 on Halifax King's Cross (P4). Thanks to Steve Hall

*"Quite simply, this is the best ready-to-run diesel model I have ever seen."*

*"The detail and running qualities are superb. The sounds are, by some margin, the best I have heard on any DCC locomotive to date."*

*"I'm blown away! It's a game changer - and that's something I wouldn't say lightly."*

*"I had absolutely zero interest in sound-fitted locos until I witnessed one of these Class 24s in action!"*



Search YouTube for 'SLW Class 24', 'SLW D5000', 'SLW 24081' & 'Suttons Locomotive Works'.



For the full story, and to download the free manual, visit:

## [www.sulzertype2.com](http://www.sulzertype2.com)

Order by telephone ☎ 01780 470086



# Welcome

## THE EDITOR'S PAGE



THEY SAY GOOD things come to those who wait and that is certainly true of the headline model for this month's reviews section.

Locomotion Models' stunning 'OO' gauge model of the

unique Advanced Passenger Train - Experimental (APT-E) touched down in early April and like many we were looking forward to getting our hands on it. As the latest addition to the growing National Collection in Miniature series and Rapido Trains' first UK outline model it was a tantalising prospect.

Trains like the APT-E aren't exactly a prime choice for ready-to-run models, having a limited operational sphere and period, single livery and an array of complexities including the requirement for it to tilt and common bogies between vehicles. It all adds up to a challenging package, but one which is in many ways more enthralling than - dare I say it - 'another locomotive'. The APT-E was a very different concept on the real railway and it holds the same

position as a model. It is very different.

There was a lot of excitement, understandably, that one of these fine models would be coming in for review and we couldn't wait to get it assembled, on the track and running. And what a sight it is. The four-car unit glides around the track like nothing else and offers a totally different perspective on how high speed rail travel might have been.

The APT-E has massive appeal, but even so I'm sure that most of those who have purchased the model aren't doing so to fit in with an existing fleet - they are buying it because it is the APT-E.

And why not? The National Collection in Miniature series is the ultimate collector's portfolio. *Deltic*, *City of Truro*, the Midland Compound, *Butler Henderson*, the GNR 'Atlantic' all came before and next in line to steal the limelight is the Warley announced project for the prototype HST (HM103). These are exciting models which stand apart from the crowd as something special, and rightly so.

While we all love the everyday railway scene there has always been something attractive about the extraordinary and that, perhaps, is the APT-E's greatest strength as a model. It is a historic train

and, as you can read in our review, it is an extraordinary model too.

It isn't all about the APT-E this issue. We've got three superb layouts headlined by Andy Statham's wonderful Newton Central which I had the pleasure to photograph and see first-hand - there is a lot more to come on this loft layout - together with a micro layout and an 'O' gauge colliery. Plus our team has put together a range of features covering subjects as diverse as wheel cleaning equipment, figure painting, scenic modelling for micro layouts and smoke and sound installations for digital locomotives.

It all adds up to a busy package which is further enhanced by Hornby releasing images of its final production samples of the eagerly awaited Adams 'Radial' 4-4-2T and BR Class 71 Bo-Bo electric.

The Update section has all the latest model news and you can find out what's in the shops now in the reviews.

Happy modelling!

*Mike Wild*

**Mike Wild**  
Editor, Hornby Magazine

## IN YOUR MAGAZINE THIS MONTH

### COMPETITION

**12** Kernow Model Rail Centre has made one of its exclusive new limited edition models available for our latest competition.

### EQUIPMENT GUIDE

**26** Keeping wheels clean is an essential part of model railway maintenance. Mark Chivers puts a collection of equipment under test.

### DIGITAL SOUND


**90** Heljan's Gresley 'O2' proved a tempting basis for a smoke, sound and weathering project.

### WORKBENCH

**32** Tim Shackleton looks at ways of painting figures with realistic colours and shades.

### UPDATE

**08** Hornby reveals the latest samples of its 'Radial' and Class 71 plus all the latest model



### REVIEWED

SEE PAGE 68

## Advanced Passenger Train EXPERIMENTAL

### LAYOUT FEATURES

**Newton Central:** Andy Statham's evocative loft layout builds on his memories of Chesterfield and Sheffield in the BR steam era. With fabulous card buildings and superb weathering this layout is sure to impress.

**Blacklade:** Short on space? Blacklade shows how a compact layout with multiple units at the heart of its operation can be an enjoyable project.

**Thorne Hill Colliery:** A West Yorkshire colliery name provided all the inspiration Jeff Wetherell needed to begin work on this busy 'O' gauge scene.

SEE PAGES 16, 54 & 96



# HORNBY 'RADIAL' AND '71'



**H**ORNBY HAS RECEIVED final approved decorated samples of its soon to be released 'OO' gauge models of the London & South Western Railway (LSWR) Adams '0415' 4-4-2T and BR Class

71 Bo-Bo electric locomotives. Announced as part of Hornby's 2015 range, the Adams 'Radial' is now due to arrive in the UK

during mid-July. Three solo models will be available initially as 30584 in BR black with early crests (Cat No. R3333), 30582 in BR black with late crests (R3334) and 488 in LSWR green, as preserved at the Bluebell

Railway (R3335). A fourth model will appear in the Lyme Regis train pack which contains 30583 in BR lined black with early crests and a pair of new Maunsell 58ft compartment carriages in BR carmine (R3398). Prices are set at £119.99 for individual locomotives and £204.99 for the train pack.

Meanwhile from Hornby's 2016 range, the Class 71 is scheduled for a June release as E5022 in BR plain green (Cat No. R3376), E5001 in BR green with small yellow panels (R3373) and 71012 in BR blue (R3374). Features include twin flywheel drive, directional lighting, sprung metal buffers, operational pantograph and 8-pin DCC decoder socket.

The price is set at £154.99 each for the '71'.

● Visit [www.hornby.com](http://www.hornby.com) for more information.



## Bachmann receives 'V3' livery samples

Bachmann has revealed the latest production samples of its soon to be released revised version of the LNER 'V3' 2-6-2T for 'OO'. This will become the first locomotive in its British outline ranges to be equipped with a Next18 Digital Command Control (DCC) decoder socket.



A new chassis has been developed for the 'V3' as previously it was equipped with a split chassis. It now features axles running in separate bearings,

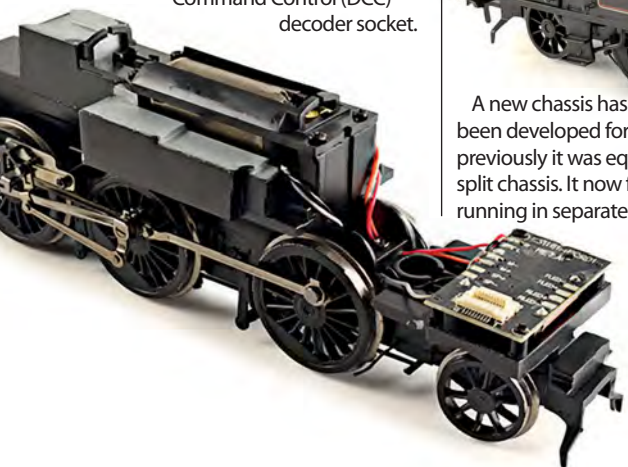
NEM coupling pockets and the Next18 DCC socket. The socket provides space for sound and lighting

with the locomotive being designed to have a 'sugar cube' speaker fitted.

Two body styles are being produced covering straight and cranked steam pipes as well as original and hopper style bunkers. Scheduled for release during

June/July and priced at £129.95, the 'V3' will be released as 67646 in BR lined black with late crests (Cat No. 31-614) and 67690 in BR lined black with early crests (31-615).

● Visit [www.bachmann.co.uk](http://www.bachmann.co.uk) for more information





## HATTON'S '14XX' GATHERS SPEED

Hatton's of Liverpool has announced that it is to concentrate its manufacturing efforts on its new 'OO' gauge model of the Great Western Railway (GWR) '14XX' 0-4-2T ahead of the new GWR 'King' 4-6-0 for the same scale.

With the change of priority, the 'King' is expected to be released in March/April 2017 with the '14XX' currently expected in October 2016.

In a statement, Hatton's Research and Development Manager Dave Mylett said: "The 'King' and '14XX' were announced relatively close together and design work has been conducted parallel with some crossover of research and development for the two classes. Even though the '14XX' was announced after the 'King', it is a much more straightforward model both in terms of detail variations and development, therefore has taken much less time."

Hatton's '14XX' is currently at 'an advanced stage of tooling' with 'small details' to be corrected on the body and modifications to the chassis. Livery samples are also being prepared for inspection. "As there is a lot of commonality of parts between the locomotives we have currently paused the development of the 'King' until the '14XX' is in production," Dave Mylett said: "We understand that this will mean it will be longer before we see the 'King' but the development of these locomotives is important for both DJ Models and Hatton's to bring the best possible model to market."

● Visit [www.ehattons.com](http://www.ehattons.com) for more information.

## RAILEX 2016

Risborough and District Model Railway Club's annual Railex 2016 returns to Stoke Mandeville Stadium, Aylesbury, Buckinghamshire on May 28/29.

17 layouts are booked to attend including Dentdale in 'N' (HM95), Sydney Gardens in 'OO' (HM102) and Weydon Road in 'O' gauge (HM70).

A wide selection of manufacturers and traders will

also be there including Alan Gibson Workshop, Cheltenham Model Centre, Dart Castings, Greenscene, Parkside Dundas, Replica Railways, Shawplan, Wizard Models and more.

Admission is £8 for adults and £5 for children. Up to two accompanied children will be admitted free on the Sunday only.

● Visit [www.railex.org.uk](http://www.railex.org.uk) for more information.



## Heljan expects 'O' gauge 'Warships' to dock

As this issue of *Hornby Magazine* went to press, Heljan was expecting delivery of its new 'O' gauge Class 42 'Warships'. Five standard models will be released covering BR green, maroon and blue liveries while Tower Models has also commissioned six limited editions. The price per model is £699.

● Visit [www.heljan.dk](http://www.heljan.dk) and [www.tower-models.com](http://www.tower-models.com).



## Kernow limited LMR 'Austerity' 0-6-0ST edges closer

Kernow Model Rail Centre has received the first decorated sample of its forthcoming limited edition 'OO' gauge Hunslet 'Austerity' 0-6-0ST 196 Errol Lonsdale in Longmoor Military Railway blue (Cat No. OOJ94-099) for evaluation.

Manufactured by DJ Models using the manufacturer's new tooling for the 'Austerity', a small number of livery adjustments have been identified which will be amended prior



to production with delivery anticipated later this summer. Priced at £109.99, a £10 pre-

order discount is available.

● For more information visit [www.kernowmodelrailcentre.com](http://www.kernowmodelrailcentre.com)

## IN BRIEF

■ High Wycombe and District Model Railway Society is holding an open day at its town centre clubrooms on Saturday May 21. Nine club layouts together with members' own layouts will be on display for the day along with access to the club's test track. Admission is £2, which also includes refreshments. For further details and directions, contact the club's social secretary [paul.ebberson@gmail.com](mailto:paul.ebberson@gmail.com) or telephone 07593 303139.

■ Following a move to larger premises in Catfield, Norfolk, 32A Model Railway Club is now looking to welcome new members of all abilities to its membership.

● Visit [www.32amrc.co.uk](http://www.32amrc.co.uk) for more information.

■ Peedie Models is adding a new range of upgrade kits for Dapol's 'N' gauge locomotives to its range of etched brass kits and accessories. First to appear is a pair of scale replacement etched BR Western Region brass smoke deflectors (Cat No. PMPE33501) for Dapol's 'N' gauge 'Britannia' 4-6-2, with handrails removed and cut-out handholds added. Priced at £5.95 per pair, they are available now.

● For more information visit [www.peediemodels.com](http://www.peediemodels.com)

■ Gaugemaster has commissioned Dapol to produce a limited edition 'N' gauge Class 66, 66711 *Sence* in Aggregate Industries livery. Owned and operated by GB Railfreight, the prototype was named in a ceremony at Bardonia Hill Quarry, Leicestershire in 2015. Utilising Dapol's 'N' gauge model, 100 models will be manufactured in the colourful silver, blue and green livery. Price is set at £109.95, with delivery anticipated during November 2016.

● For more information visit [www.gaugemaster.com](http://www.gaugemaster.com)

## RAILROAD '9F' WINNER


The winner of HM106's competition for a Hornby Railroad Crosti '9F' 2-10-0 is John Simmonds from Horley in Surrey. Congratulations!



# Great Central builds up to Model Event

## THE DETAILS

<b>Event:</b>	Great Central Model Event
<b>When:</b>	June 17-19 2016
<b>Where:</b>	Great Central Railway, Quorn and Woodhouse Station, LE12 8AG
<b>Time:</b>	Fri 10am-5pm, Sat 10am-5pm, Sun 10am-4pm
<b>Website:</b>	<a href="http://www.gcrailway.co.uk/model-event">www.gcrailway.co.uk/model-event</a>
<b>Prices:</b>	Adults £18, children £10, family (1+3) £28, family (2+3) £45



## 'Austerity's' approach

Hatton's Model Railways has received further decorated samples of its forthcoming 'OO' gauge limited edition Hunslet 'Austerity' 0-6-0STs for evaluation.

Manufactured by DJ Models, the latest pristine examples to arrive

include No. 7 *Robert* in National Coal Board Bold Colliery lined green (Cat No. J9401), 71515 in Mechanical Navvies Ltd maroon (J9402) and 98 *Royal Engineer* in army green (J9408).

The retailer has also taken delivery of the weathering masters



from Mercig Models for use by DJ Models' factory to replicate the finish on 1763 in heavily weathered National Coal Board Peckfield Colliery lined maroon with chevrons (J9404) and No.

7 in Littleton Colliery lined blue with light weathering (J9409).

Priced at £99 each, a delivery date has yet to be confirmed.

● Visit [www.ehattons.com](http://www.ehattons.com) for more details.



**A Stanier '8F' 2-8-0 crosses Gracedieu viaduct on Soar Valley MRC's imposing 'O' gauge Charnwood Forest Branch.**



**P**REPARATIONS are well advanced for the Great Central Railway's (GCR) Model Event returning for its third year at the preserved railway in Leicestershire on June 17-19 2016. This three-day show combines model railways with their full-size counterparts.

Supported by *Hornby Magazine*, *Railways Illustrated* and *Steam Days*, more than 65 layouts, over 50 traders and a host of societies are already confirmed to attend the event.

Once again, the GCR's Quorn and Woodhouse station site will form the main model railway focus for the weekend, while there will also be a selection of traders, engineering societies and layouts at other stations along the line too.

Amongst the layouts attending are Lincoln and District Model Railway Club's 'O' gauge Aisthorpe (HM95), Soar Valley Model Railway Club's 'O' gauge Charnwood Forest Branch (HM99/HM100), David Wellington's 'O' gauge Hollowbeck Shed (HM52), Chris Mead's 'OO' gauge Overlord (HM24) and Mike Bisset's St Marnock Shed and Ladeside Depot in 'O' (HM65).

*Hornby Magazine's* 'OO' gauge BR North Eastern Region layout, Shortley Bridge and Felton Cement Works will also be on display. It will be the first time it has been exhibited in its current form with a revised station layout (HM107). The *Hornby Magazine* editorial team will also be on hand all weekend together with special show-only offers on subscriptions and our range of limited edition models.


Demonstrations planned include electrics, weathering, tree-making, static grass and scenic detailing.

A large selection of traders will be attending the show including ADM

***Hornby Magazine's* Shortley Bridge and Felton Cement Works will be making its only outing of 2016 at the Great Central Railway Model Event.**



**David Wellington's Hollowbeck Shed is one of a number of impressive 'O' gauge layouts booked for the Great Central Railway Model Event.**



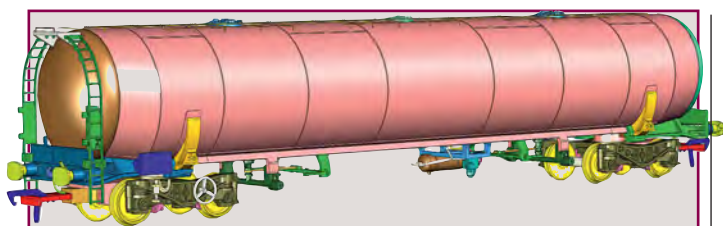
Turntables, Cheltenham Model Centre, Footplate Models, Grimy Times, Invicta Model Rail, Kernow Model Rail Centre, Lord and Butler, Shawplan, Skytrex, Train-Tech and many more. Manufacturers including Bachmann Europe and Realtrack Models will also be there.

A special intensive timetable is planned on the GCR's double track main line utilising steam locomotives on all three days including LMS 'Black Five' 45305 and GWR 'Hall' 6990 *Witherslack Hall*. The two 4-6-0s will be supplemented with a selection of diesel locomotives including Class

25 D5185 on the Friday, Class 45 45041 on Saturday and Class 37 37714 on Sunday – all subject to availability. A Diesel Multiple Unit (DMU) shuttle is also planned and a full timetable will be available on the GCR website prior to the event.

Tickets are £18 for adults and £10 for children and include entry to all exhibits at each station together with unlimited train rides on the GCR for the day. Car parking will only be available at the Quorn site during the weekend, priced at £5 per day.

● Visit [www.gcrailway.co.uk/modelevent](http://www.gcrailway.co.uk/modelevent) for more information.



## Revolution approves 'OO' TEA tooling

Revolution Trains has approved the CAD drawings of its 'OO' gauge VTG/Greenbrier 100tonne TEA bogie tank wagons with the model progressing to the tooling stage in April.

Five variants are planned reflecting the detail differences of the prototype and will be available in VTG, Greenbrier, EWS and Freightliner liveries.

Orders are now being taken for these Rapido Trains

produced models, with 'early bird' discounts available.

● Visit [www.revolutiontrains.com](http://www.revolutiontrains.com) for more information.

■ Revolution has also set its 'N' gauge model of the TEA tanker into production. The order book is closed, but limited stocks of the single and triple packs will be available through [www.candmmodels.co.uk](http://www.candmmodels.co.uk) and [www.collettsmodelshop.co.uk](http://www.collettsmodelshop.co.uk).

## 4-LAV EMU for 'O'

Electrifying Trains has introduced a new ready-to-run Southern Railway 4-LAV Electric Multiple Unit (EMU) to its range of hand-built 'O' gauge models.

Introduced by the Southern Railway (SR) in the early 1930s, these four-car EMUs operated semi-fast and slow services on the third-rail

electrified London to Brighton line, remaining in service until the 1960s.

Available in a choice of liveries including SR lined olive green, pre or post-war SR malachite green and BR Southern Region green, prices start from £3,450 excluding delivery.

● Visit [www.electrifyingtrains.co.uk](http://www.electrifyingtrains.co.uk) for more details.





# HELJAN 'O' GAUGE CENTRE HEADCODE '37' SURFACES



**T**HE first engineering sample of Heljan's new 'O' gauge centre headcode Class 37 has been revealed.

This latest model marks Heljan's second variant of the English Electric Type 3 for 'O' gauge and models the locomotives in original condition with centre headcode boxes and buffer surrounds. Four liveries are planned - BR green with small yellow warning panels, BR green with full yellow ends, BR blue and BR 'large logo' blue. Each will be supplied unnumbered while other features include twin motors, directional lighting, rotating roof fans, screw couplings and provision for installation of a speaker for Digital Command Control (DCC) sound.

Price is expected to be £649, while delivery is anticipated late 2016.

● Visit [www.heljan.dk](http://www.heljan.dk) for more information.

# WIN Kernow Model Rail Centre's limited edition POLICE CLASS 47!

*Hornby Magazine* has teamed up with the Kernow Model Rail Centre to offer a unique prize of one of its sought after Police liveried Class 47 limited editions.

Produced using the Bachmann model as the basis, this exclusive limited edition is restricted to just 500 pieces and is available now from Kernow Model Rail Centre. It models 47829, as repainted by Virgin Trains in 2002 to highlight British Transport Police's anti-trespass campaign. The model has a 21-pin DCC decoder socket, directional lighting and cab lighting as well as the powerful all-wheel drive chassis developed for the model.

All you have to do to enter the competition is answer the following simple question before the closing date of July 25 2016. Even if you don't win the KMRC Police Class 47 it is available to purchase for £149.99 from [www.kernowmodelrailcentre.com](http://www.kernowmodelrailcentre.com) or by calling 01209 714099.



## QUESTION...

**When was 47829 repainted in Police livery?**

**a.** 2001

**b.** 2002

**c.** 2003

## HOW TO ENTER

Send your answer in by visiting [www.hornbymagazine.com](http://www.hornbymagazine.com) and fill in the entry form. Or send your answer, subscriber number (if applicable), and full contact details on a postcard to 'Hornby Magazine Police 47 competition', Key Publishing, PO Box 100, Stamford, Lincolnshire PE9 1XQ. Alternatively, send the same details by e-mail to

[competitions@keypublishing.com](mailto:competitions@keypublishing.com) with 'Hornby Magazine Police 47 competition' in the subject field.

**RULES:** Strictly no multiple entries. The winner will be the first correct answer drawn at random immediately after the closing date. There is no cash alternative, and no correspondence can be

entered into. The competition is not open to employees of Key Publishing or *Hornby Magazine*. The Marketing Manager's decision is final. The winner will be notified by post, and will be published in HM110. The closing date for entries is July 25 2016 and winners will be notified within a week of the closing date. No purchase necessary.



# EVERYTHING YOU NEED FOR YOUR DIGITAL RAILWAY

## DIGITRAINS

**Just starting out in DCC and not sure what's available?  
Grown out of your system and thinking of upgrading?  
Getting into sound and want to know the best decoders?**

**DIGITAL COMMAND CONTROL (DCC) is one of the fastest growing areas of the model railway hobby.**

As the first new company to set up as a DCC specialist in the UK, DIGITRAINS now has a decade of hard-earned experience to share. Working in all the popular scales, we are here to guide you through the often daunting process of choosing the best equipment.

We stock a wide range of products as well as offering free advice, a decoder installation service and, we believe, the best DCC 'test drive' facility around.

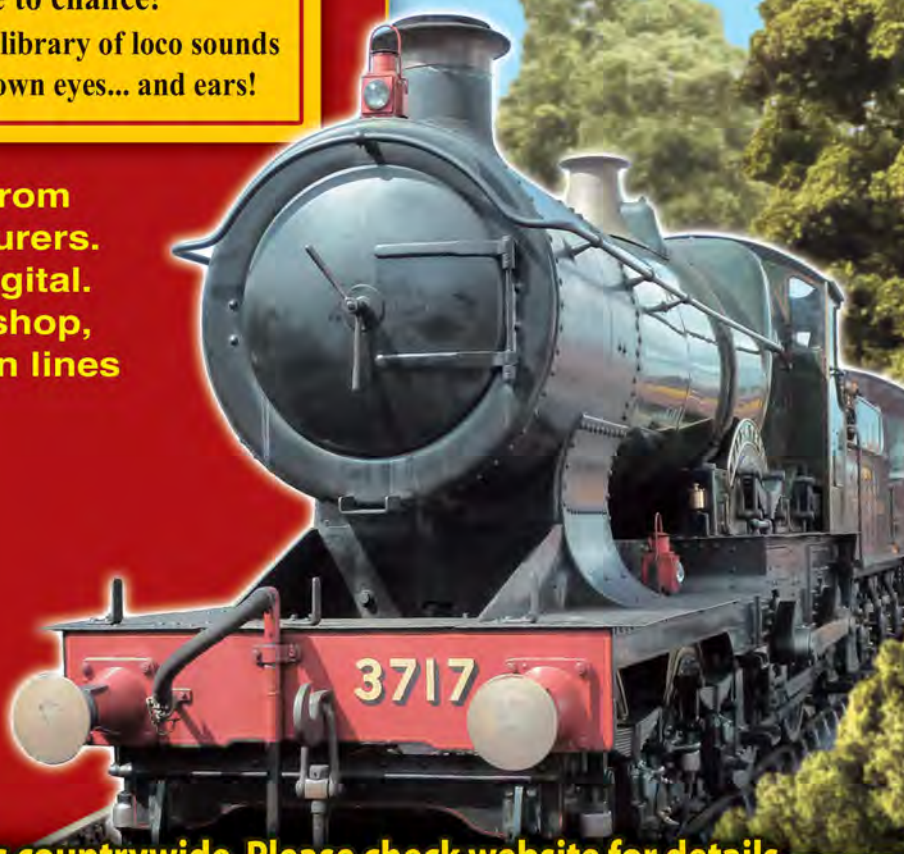
**Don't leave that major purchase to chance!**

**Why not visit our shop? Our comprehensive library of loco sounds can be demonstrated in front of your very own eyes... and ears!**

**We stock 1,000s of products from more than 30 leading manufacturers. And don't worry if you're not digital. We're also a traditional model shop, holding all the major ready-to-run lines**



- Try before you buy
- Expert advice
- Great service
- Experience
- Major brands
- Worldwide mailing



**We regularly attend railway shows countrywide. Please check website for details**

**15 Clifton Street, Lincoln LN5 8LQ  
01522 527731**

**[www.digitrains.co.uk](http://www.digitrains.co.uk)  
[enquiries@digitrains.co.uk](mailto:enquiries@digitrains.co.uk)**



# GAUGEMASTER.com

## The Online Home of The Engine Shed

### DCC CONTROL

#### DIGITAL CONTROL SYSTEMS



DCC01 Prodigy Express System £149.95



DCC02 Prodigy Advance2 System £279.95  
DCC03 Prodigy Advance2 Wireless System £479.95

#### DECODERS

DCC22 CLASSIC 2 Function Micro £24.95  
DCC23 CLASSIC 6 Pin Plug-in Decoder £24.95



DCC26 Compact 8 Pin Decoder with Harness £14.95  
DCC27 OMNI 21 & 8 Pin Decoder £18.95  
DCC28 OMNI 6 Pin Decoder with Harness £20.95  
DCC29 OMNI Direct Plug Decoder £19.95  
BPDC27 OMNI 21 & 8 Pin Decoder (5) £89.95  
BPDC28 OMNI 6 Pin with Harness (5) £99.95  
BPDC29 OMNI Direct Plug Decoder (5) £99.95  
DCC30 Accessory Decoder 4 Accessories £59.95

#### DCC ACCESSORIES

DCC11 Prodigy Extension Plate £37.95  
DCC13 Prodigy Adv2 Wireless Walkaround £179.95  
DCC14 Prodigy Adv2 Backlit Walkaround £129.95



DCC15 "Decoder Doctor" Decoder Tester £79.95  
DCC40 Auto Reverse Module £39.95  
DCC49 Prodigy DCC Booster Unit 8 Amp £179.95  
DCC51 Prodigy Wireless Conversion Set £259.95  
DCC55 Prodigy Wired Computer Interface £54.95  
DCC60 Spare plug for Prodigy £3.45  
DCC61 Medium NEM 652 Socket (5) £7.95  
DCC62 Prodigy Universal Lead (2m) £5.50  
DCC63 Prodigy Adv Power Supply Unit £25.95  
DCC64 Prodigy Power Pack Lead £6.95  
DCC65 Prodigy Express Power Supply Unit £25.95  
DCC71 Prodigy Decoder Tester £9.95  
DCC72 8 to 21 Pin Adaptor £4.65  
DCC77 Prodigy Walkaround Adaptor £9.95

### ANALOGUE CONTROL

#### MAINS POWERED CONTROLLERS



GMC-COMBI Single Track Controller £39.95  
GMC-100M Single Track £84.95  
GMC-100MO Single Track O Scale £84.95  
GMC-10LGB Single Track G Scale £99.95  
GMC-10LGBSF Single Track G Scale Fan £169.95  
GMC-P Single Track Simulation £99.95  
GMC-PO Single Track Simulation O Scale £104.95



GMC-D0 Twin Track O Scale £99.95  
GMC-DS Twin Track Simulation £169.95  
GMC-TS Three Track Simulation £174.95



GMC-Q Four Track £179.95

#### PANEL MOUNT CONTROLLERS



GMC-100 Single Track £34.95  
GMC-100-O Single Track O Scale £44.95  
GMC-100LGB Single Track G Scale £54.95  
GMC-U Single Track Simulation £39.95  
GMC-UJ Single Track Simulation O Scale £59.95  
GMC-UD Twin Track £54.95  
GMC-UDF Twin Track Feedback £59.95  
GMC-UDS Twin Track Simulation £69.95  
GMC-UTS Three Track Controller Sim. £79.95  
GMC-UQ Four Track £84.95

#### HANDHELD CONTROLLERS

GMC-W Single Track £39.95  
GMC-HH Single Track Feedback £39.95  
GMC-WS Single Track Simulation £59.95

#### MAINS POWERED TRANSFORMERS

GMC-M1 Output 2 x 16v AC £49.95  
GMC-M1DC Output 2 x 12v DC £54.95  
GMC-M2 Output 1 x 18v AC (2.5a) £54.95  
GMC-M3 Output 1 x 24v AC (1.25a) £54.95  
GMC-M4 Output 2 x 12v AC (1.25a) £54.95

#### WALL MOUNTED TRANSFORMERS

GMC-WM1 Output 1 x 16v AC or 12v DC £19.95  
GMC-WM2 Output 1 x 9v DC (0.6a) £14.95  
GMC-WM3 Kato Unitrack UK Power Supply £14.95  
GMC-WM4 Output 12v DC (Regulated) £14.95

#### OPEN TRANSFORMERS

GMC-T1 Output 2 x 16v AC (1a) £24.95  
GMC-T2 Output 1 x 18v AC (2.5a) £24.95  
GMC-T3 Output 1 x 24v AC (1.25a) £24.95  
GMC-T4 Output 2 x 12v AC (1a) £24.95

#### MODULES

GMC-SS1 Super Shuttle Unit £34.95  
GMC-SS1LGB Super Shuttle Unit G Scale £64.95  
GMC-SS2 Station Stop Unit £39.95

### POINT CONTROL

#### POINT CONTROL STARTER SET



GMC-PCSET Point Control Starter Set £49.95  
Contains Mains Powered CDU, 3 x Point Motors, 3 x Reels of 10m Wire & 3 x Toggle Switches. Ideal for the beginner.

#### MAINS POWERED POINT CONTROL SYSTEM

GMC-PCU1 Point Control Unit £114.95  
GMC-PCU2 Slave Unit for PCU1 £52.95

#### CAPACITOR DISCHARGE UNITS



GMC-CDU Capacitor Discharge Unit £13.95  
GMC-MCDU Mains Powered CDU £24.95

#### UNCOUPLERS

GMC-EM1 N Electro Magnetic Uncoupler £8.95  
GMC-EM2 Coupling Adaptor Fret (20) £4.95  
GMC-TLU OO Tension Lock Uncoupler £10.95

#### POINT MOTORS



GMC-PM1 SEEP Motor with Built-In Switch £5.50  
GMC-PM2 SEEP Motor No Switch £4.95  
GMC-PM4 SEEP Motor Latching Mechanism £6.25



GMC-PM10 Solenoid Point Motor £6.95  
GMC-BPPM10 Solenoid Point Motor (5) £29.95  
Designed with easy installation in mind, this motor features a built-in reversible mounting plate (with adjustment slots and holes), robust, plated metalwork and fibreglass PCBs for longer life. The magnetic coils are high efficiency for reliable operation. Also has easy to use "solder-free" screw terminals. Includes mounting screws and a throw-bar extension.



GMC-PM100 Digital Solenoid Point Motor £18.95  
All the features of the PM10 but with an inbuilt DCC decoder to make wiring even easier.

#### POINT MOTOR ACCESSORIES



GMC-PM50 Connection Boxes (3) £3.95  
When you run out of wire when connecting points, simply screw the end of the wire into one of the connection box and begin the new run of wire at the other. Fixing screws included too.



GMC-PM51 Tripled Point Motor Wire 10m £6.95

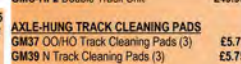


GMC-PM52 Point Motor Accessory Pack £2.95  
This set also includes five ballast stickers which come with a pre-cut slot, which allow you to hide the hole in your baseboard created when you drill a hole in your baseboard for your point motor cable.

#### TRACK



ELECTRONIC HIGH FREQUENCY TRACK CLEANERS FOR DC (ANALOGUE) USE ONLY  
GMC-HF1 Single Track Unit £39.95  
GMC-HF2 Double Track Unit £49.95



AXLE-HUNG TRACK CLEANING PADS  
GM37 OO/HO Track Cleaning Pads (3) £5.75  
GM39 N Track Cleaning Pads (3) £5.75

#### TRACK TESTER



GM52 Multi Scale Track Tester £4.95

#### OO SCALE FLEXIBLE TRACK

GM90 500mm N/Silver Flexible Track (100) £29.95  
GM93 500mm N/Silver Bk Flexi Track (24) £79.95  
GM94 500mm N/Silver Bm Flexi Track (24) £79.95  
GM97 500mm N/Silver Bm Flexi Track (100) £29.95  
GM19 Code 100 (OO) Rail Joiners (24) £2.95

#### OO SCALE TRACK ACCESSORIES

GM45 OO/HO Re-Railer £5.35  
GM54 OO Buffer Stop £1.95  
BPGM54 OO Buffer Stop (5 Pack) £8.50



GM55 OO Lit Buffer Stop £7.25  
GM56 OO Buffer Stop Lights (Pack of 2) £9.95  
GM13 Pair of Leads (Joiners/Bare Wire) £4.95  
GM66 Hobby Type Track Pins 10mm £2.65  
GM67 Extra Long Track Pins 15mm £2.65

#### N SCALE FLEXIBLE TRACK

GM96 900mm N/Silver Bk Flexi Track (24) £54.95  
GM18 Code 80 (N) Rail Joiners (24) £2.95

#### N SCALE TRACK ACCESSORIES

GM46 N Re-Railer £2.95  
GM53 N Scale Buffer Stop £4.75  
BPGM53 N Scale Buffer Stop (Pack of 5) £21.50  
GM57 N Lit Buffer Stop on Track £9.25  
GM59 N Buffer Stop Lights (Pack of 2) £9.95  
GM17 Pair of Leads (N Joiner/Bare Wire) £4.95

#### OO GREY BALLASTED UNDERLAY SYSTEM



GM114 OO/HO Granite Ballast (500g) £3.75  
GM117 OO/HO Granite Ballast (200g) £2.55  
GM200 Flexible Ballasted Underlay (5m) £22.95  
GM204 Point & Crossing Ballasting Kit £7.95

#### OO BROWN BALLASTED UNDERLAY SYSTEM

GM111 OO/HO Brown Ballast (500g) £3.75  
GM170 Spring Grass Flock (30g) £2.95  
GM210 Flexible Ballasted Underlay (5m) £22.95  
GM214 Point & Crossing Ballasting Kit £7.95

#### N GREY BALLASTED UNDERLAY SYSTEM

GM115 N Granite Ballast (500g) £3.75  
GM118 N Granite Ballast (200g) £2.55  
GM201 N Flexible Ballasted Underlay (5m) £22.95  
GM205 N Point & Crossing Ballasting Kit £7.95

#### N BROWN BALLASTED UNDERLAY SYSTEM

GM113 N Brown Ballast (500g) £3.75  
GM211 N Flexible Ballasted Underlay (5m) £22.95  
GM215 Point & Crossing Ballasting Kit £7.95

#### OO SCALE CORK TRACKBED SYSTEM



GM251 3mm Cork Trackbed 4.5 x 50cm (6) £8.95  
GM252 3mm Cork Plates 15 x 50cm (2) £4.50  
GM240 For RH Sectional Points (2) £4.25  
GM241 For LH Sectional Points (2) £4.25

GM244 For RH Sectional Curved Points (2) £4.25  
GM245 For LH Sectional Curved Points (2) £4.25  
GM247 For Y Sectional Points (2) £4.25

#### N SCALE CORK TRACKBED SYSTEM

GM231 2mm Cork Trackbed 2.8 x 50cm (6) £8.95  
GM232 2mm Cork Plates 15 x 50cm (2) £4.50  
GM223 For RH Sectional Points (2) £3.95  
GM226 For LH Sectional Points (2) £3.95

### SCENICS



STARTER PACK  
GM194 Scenic Starter Pack £24.95  
GM100 Mod Roc (2.75m) £4.65  
GM119 Fine Plaster of Paris (1kg) £4.25  
GM130 1/16 Cork Sheet 3' x 2' (60 x 90cm) £6.75  
GM131 1/8 Cork Sheet 3' x 2' (60 x 90cm) £10.75  
GM167 Balsa Bundle 50 x 76 x 229mm £2.25  
GM168 Balsa Bundle 75 x 150 x 450mm £9.95



GM127 N Scale Tree Assortment (10) £8.95  
GM128 OO Scale Spring Trees (10) £10.95  
GM129 OO Scale Summer Trees (10) £10.95

#### GENERAL SCENIC MODELLING PRODUCTS

GM100 Mod Roc (2.75m) £4.65  
GM119 Fine Plaster of Paris (1kg) £4.25  
GM130 1/16 Cork Sheet 3' x 2' (60 x 90cm) £6.75  
GM131 1/8 Cork Sheet 3' x 2' (60 x 90cm) £10.75  
GM167 Balsa Bundle 50 x 76 x 229mm £2.25  
GM168 Balsa Bundle 75 x 150 x 450mm £9.95

#### GRASS & GRAVEL MATS



GM20 Spring Grass Mat 100cm x 75cm £7.95  
GM21 Summer Grass Mat 100cm x 75cm £7.95  
GM22 Autumn Grass Mat 100cm x 75cm £7.95  
GM23 Gravel Mat 100cm x 75cm £5.95  
GM38 Spring Grass Mat 240cm x 120cm £29.95

#### MEADOW MATS

GM140 Meadow Mat - Spring 6mm Grass £9.25  
GM141 Meadow Mat - Meadow 6mm Grass £9.25  
GM142 Meadow Mat - Spring 12mm Grass £12.25  
GM143 Meadow Mat-Meadow 12mm Grass £12.25  
GM147 Meadow Mat - Beige 6mm Grass £9.25  
GM148 Meadow Mat - Beige 12mm Grass £12.25

#### STATIC GRASS SYSTEM



GM196 Static Grass Starter Set £9.95  
GM169 Static Grass Glue (250ml) £6.95  
GM170 Spring Grass Flock (30g) £3.35  
GM171 Summer Grass Flock (30g) £3.35  
GM172 Moorland Grass Flock (30g) £3.35  
GM173 Meadow Grass Flock (30g) £3.35  
GM174 Woodland Floor Grass Flock (30g) £3.35

#### BUDGET SCATTERERS

GM101 Meadow Scatter (50g) £1.95  
GM102 Mid Green Scatter (50g) £1.95  
GM103 Dark Green Scatter (50g) £1.95  
GM105 Spring Green Scatter (50g) £1.95  
GM108 Earth Brown Scatter (50g) £1.95  
GM109 Black Scatter (50g) £1.95  
GM110 Red/Brown Scatter (50g) £1.95  
GM112 Initiation Coal (50g) £2.45  
GM116 Grey Tarmac Scatter (50g) £1.95

#### DO SCALE WIDE ROAD SYSTEM

GM370 80mm Wide Tarmac Road (1m) £6.95  
GM371 80mm Wide Universal Curves (2) £6.95  
GM375 68mm Wide Tarmac Road (1m) £6.95  
GM376 68mm Wide Universal Curves (2) £6.95

#### DO/HO SCALE VEHICLE LIGHTING KITS

GM385 Standard Vehicle Kit £13.95  
GM386 Emergency Vehicles Kit (Blues) £15.95  
GM387 Service Vehicles Kit (Orange) £15.95

#### N SCALE ROAD SYSTEM

GM390 40mm Wide Tarmac Road (1m) £6.95  
GM391 40mm Wide Universal Curves (2) £6.95

#### ROADSIDE CRASH BARRIERS

GM381 OO Scale £6.50  
GM396 N Scale £6.50

#### DO SCALE PLASTIC FENCING

GM145 Country Fencing 290mm Length £6.95  
GM146 Garden Fencing 290mm Length £6.95

#### DO SCALE LASER CUT KITS

GM451 Wooden Fencing 300mm Length £5.50  
GM452 Lattice Fencing 300mm Length £5.50

#### BULK TREES

GM120 Deciduous Trees (25) £20.95  
GM121 Mixed Trees (25) £20.95  
GM122 Fir Trees (25) £20.95  
GM124 Deciduous Trees (25) £20.95  
GM125 Spruce Trees (25) £20.95

#### VALUE TREE ASSORTMENTS

GM127 N Scale Tree Assortment (10) £8.95  
GM128 OO Scale Spring Trees (10) £10.95  
GM129 OO Scale Summer Trees (10) £10.95

#### MAKE YOUR OWN TREES

GM195 Seafoam for Tree Making £19.95  
GM156 Light Green Scenic Leaves (50g) £3.95  
GM157 Mid Green Scenic Leaves (50g) £3.95  
GM158 Dark Green Scenic Leaves (50g) £3.95

#### FLOWERS

GM139 Flowerbeds £11.95  
GM175 OO/HO Garden Flowers £9.95  
GM176 OO/HO Water Plants £9.95  
GM177 OO/HO Garden Plants £9.95  
GM178 OO/HO Wild Flowers £9.95

#### GRASS TUFTS

GM136 Spring Grass Tufts £10.95  
GM137 Summer Grass Tufts £10.95  
GM138 Flowering Grass Tufts £11.95

#### BRICKWORK

GM30 Plain Stone Wall Grey £9.50  
GM31 Grey Stone Wall & Buttresses £9.50  
GM32 Grey Stone Wall & Arches £9.50  
GM197 Stone Tunnel Mouth £18.25  
GM198 Single Tunnel Mouth & Walls £18.25  
GM199 Double Tunnel Mouth & Walls £20.25

#### BACKSCENES

GM701 Large Valley Backscene £7.95  
GM702 Large Countryside Backscene £7.95  
GM703 Large Open Field Backscene £7.95

#### HIGHWAYS

GM704 Large Village Backscene £7.95  
GM705 Large Cloudy Sky Backscene £7.95  
GM706 Large Industrial Backscene £7.95  
GM707 Large Housebacks Backscene £7.95  
GM708 Large Pretty UK Town Backscene £7.95  
GM751 Small Valley Backscene £4.95  
GM752 Small Countryside Backscene £4.95  
GM753 Small Open Field Backscene £4.95  
GM754 Small Village Backscene £4.95

#### DO/HO SCALE VEHICLE LIGHTING KITS

GM385 Standard Vehicle Kit £13.95  
GM386 Emergency Vehicles Kit (Blues) £15.95  
GM387 Service Vehicles Kit (Orange) £15.95

#### N SCALE ROAD SYSTEM

GM390 40mm Wide Tarmac Road (1m) £6.95  
GM391 40mm Wide Universal Curves (2) £6.95

#### ROADSIDE CRASH BARRIERS

GM381 OO Scale £6.50  
GM396 N Scale £6.50

#### DO SCALE PLASTIC FENCING

GM145 Country Fencing 290mm Length £6.95  
GM146 Garden Fencing 290mm Length £6.95

#### DO SCALE LASER CUT KITS

GM451 Wooden Fencing 300mm Length £5.50  
GM452 Lattice Fencing 300mm Length £5.50

TENS OF THOUSANDS OF ITEMS ARE IN STOCK NOW. E & OE.  
WE CAN DELIVER POST FREE TO MOST UK ADDRESSES



Gaugemaster Controls Ltd, Gaugemaster House, Ford Road  
Arundel, West Sussex, BN18 0BN, United Kingdom

Tel - 01903 884488

Fax - 01903 884377 E Mail - [engineshed@gaugemaster.co.uk](mailto:engineshed@gaugemaster.co.uk)



## STRUCTURES

### OO SCALE LASER CUT BUILDINGS



GM453  
Garden Shed Kit  
£6.50

### OO SCALE "FORDHAMPTON" PLASTIC KITS

Fordhampton is a bustling market town on a busy mainline running through the rolling South Downs. With both local and express services steaming through, Fordhampton Station serves all kinds of trains from commuters travelling to and from London as well as excursions to the seaside at Brighton! Wherever you are going the station master will be happy to help you get to your destination.



GM401 Fordhampton Station £25.95



GM402 Fordhampton Signal Box £10.95



GM403 Fordhampton Footbridge £17.95



GM404 Fordhampton Level Crossing £11.95



GM405 Fordhampton 60s Estate House £15.95



GM406 Fordhampton Locomotive Shed £19.95




GM407 Fordhampton Carriage Platforms £9.95



GM408 Fordhampton Village Store or Pub £17.95



GM409 Fordhampton Pub/Bistro TBA



GM410 Fordhampton Rest Home/Doctors TBA



GM411 Fordhampton Farmhouse/Cottage TBA



## KESTREL DESIGNS

### N GAUGE PLASTIC KITS

GMKD01 House	£4.35
GMKD02 Shop	£4.35
GMKD03 Bungalow	£3.60
GMKD04 Church with Porch	£5.95
GMKD05 House/Shop Unit with Glazing	£6.75
GMKD06 Two Shop Unit with Glazing	£6.75
GMKD07 Four House Unit	£6.75
GMKD08 Country Station	£8.75
GMKD09 Station Buildings	£5.35
GMKD10 Island Platform with Flat Canopy	£5.35
GMKD11 Flat Canopy	£5.95
GMKD12 Small Signal Box	£6.45
GMKD13B Farm Rail Fencing Brown	£3.10
GMKD13W Farm Rail Fencing White	£3.10
GMKD14 Telegraph Poles	£3.10
GMKD15 Windows Doors & Gutters	£4.35
GMKD16 Platforms (2)	£2.85
GMKD17 Platform Ramps (2)	£2.35
GMKD18 Station Yard Huts	£3.35
GMKD19 Weighbridge & Office	£4.35
GMKD20 Coal Office	£3.35
GMKD21 Level Crossing/Keepers Cottage	£5.95
GMKD22 Four Greenhouses	£3.10
GMKD23 Modern Station Waiting Room	£5.75
GMKD24 Pair Pre War Semi Det. Houses	£6.45
GMKD25 Boilerhouse & Chimney	£6.45
GMKD26 Stable Block	£3.85
GMKD27 Cow Shed	£3.60
GMKD28 Barn	£5.95
GMKD29 Farm House	£7.50



GMKD38 Steel Footbridge	£7.50
GMKD39 Modern Industrial Unit	£5.95
GMKD40 Modern Fire Station	£7.25
GMKD41 Platform Wide (2)	£3.35
GMKD42 Platform Ramps Wide (2)	£2.85
GMKD43 Goods Shed	£7.75
GMKD100 Town Station	£16.95
GMKD101 Old Factory with Chimney	£19.95

### N GAUGE LASER CUT KITS

The same as the ultra detailed OO equivalents (GM451/GM452/GM453) - pack sizes vary from the 4mm versions though

GM451 Wooden Fencing	£5.25
GM452 Lattice Fencing	£5.25
GM453 Garden Sheds (2)	£5.50

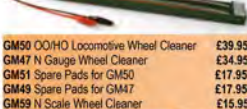
### N GAUGE VALUE KIT SETS

GMKD2000 Station Set	£14.95
GMKD2001 Town Set	£12.95
GMKD2002 Suburban Set	£14.95
GMKD2003 Farm Set	£16.95



## TOOLS

### MODEL RAILWAY MAINTENANCE



GM50 OO/HO Locomotive Wheel Cleaner	£39.95
GM47 N Gauge Wheel Cleaner	£34.95
GM51 Spare Pads for GM50	£17.95
GM49 Spare Pads for GM47	£17.95
GM59 N Gauge Wheel Cleaner	£15.95



GM60 OO Scale Wheel Cleaner	£19.95
GM61 Precision Lubricator	£4.75
GM667 Superfine Oil Pen w/Teflon Particles	£5.95
GM668 Electrical Contact Oil Pen	£9.95

### GENERAL MODELLING TOOLS

GM08 Modelstrip (115mm)	£6.95
GM26 Track Rubber	£3.15
GM27 Jumbo Track Rubber	£5.75
GM600 A2 Cutting Mat	£14.95
GM601 A3 Cutting Mat	£9.95
GM602 A4 Cutting Mat	£4.95
GM603 A5 Cutting Mat	£2.95
GM604 Round Nose Pliers	£6.95
GM605 Flat Nose Pliers	£6.95
GM606 Side Cutters	£6.95
GM607 Half Round Pliers	£6.95
GM608 Bent Nose Pliers	£6.95
GM609 S/Steel Tweezers (4)	£7.95
GM610 Double Ended Pin Vice	£5.95
GM611 Sawset 1 w/ Scalpel Handle	£9.95
GM612 Hole Saw & Arbor for Point Motor Fitting	£3.50
GM613 Trim-away Knife	£3.75
GM614 S/S Scalpel & Blades	£5.50
GM615 Plastic Scalpel & Blades	£5.95
GM617 Pick-Up Tool	£6.50
GM618 Magnifier Tweezers	£3.95
GM621 Locking forceps Curved	£6.95
GM622 Hot Wire Cutter for Scenic Modelling	£19.95
GM624 Swivel Top Pin Vice	£6.75
GM625 Curved Tweezer Reverse Action	£4.50
GM626 Straight Tweezer Reverse Action	£4.50
GM627 Blunt End Tweezer Reverse Action	£4.50
GM629 Cutting Discs (10)	£4.95
GM630 Screw Top Mandrels (3)	£4.50
GM631 Slitting Discs (10) & Mandrel	£5.25
GM632 Budget Needle File Set	£3.95
GM633 Glass Fibre Pencil 4mm	£4.95
GM634 4mm G/Fibre Refills (10)	£7.50
GM635 2mm Glass Fibre Pencil	£9.95
GM636 2mm G/Fibre Refills (5)	£6.75
GM638 Cutting Brushes 0.6-2.0	£15.95
GM640 Archimedian Drill Set	£5.95
GM641 HSS Jobs Drills 0.5 (5)	£3.95
GM642 HSS Jobs Drills 0.8 (5)	£3.95
GM643 HSS Jobs Drills 1.0 (5)	£3.95
GM644 HSS Jobs Drills 1.2 (5)	£3.95
GM645 HSS Jobs Drills 1.5 (5)	£3.95
GM646 HSS Jobs Drills 1.8 (5)	£3.95
GM647 HSS Jobs Drills 2.0 (5)	£3.95
GM648 Microbore Drills 0.3-1.6	£10.95
GM649 Microbore HSS Twist Drill Bits 61-80	£10.95
GM650 HSS Jobs Drills 0.3 (5)	£3.95
GM651 HSS Jobs Drills 0.4 (5)	£3.95
GM652 HSS Jobs Drills 0.6 (5)	£3.95
GM653 HSS Jobs Drills 0.7 (5)	£3.95
GM654 HSS Jobs Drills 0.9 (5)	£3.95
GM655 Spare Blades for GM614	£2.75
GM660 Pick n Place Twin Pack	£5.95
GM664 Economy Sprue/Plastic Cutter	£4.75
GM666 Clip On Magnifying Eye Glass	£6.75
GM669 Pin Pusher with Depth Stop	£10.95
GM670 Deluxe Paintbrush Set	£12.95



GM683 Soft Grip Knife Set with Blades	£6.95
GM684 Spare Blades for GM683	£1.50
GM693 Value Model Railway Drill	£9.95
GM694 Mains Powered Value Drill	£16.95
GM695 Model Railway Screwdriver Set	£4.95
GM696 Masking Tape 6mm x 18m (2)	£1.95
GM697 Masking Tape 10mm x 18m (2)	£2.75
GM698 Masking Tape 18mm x 18m (1)	£2.65

RAZOR SAWS	
GM672 Razor Saw Superfine	£11.75
GM673 3 in 1 Saw Set	£14.95
GM674 Razor Saw Fine	£11.75
GM675 Razor Saw Medium	£11.95
GM676 Aluminium Mitre Box	£16.50
GM677 Fine Woodcraft Saw	£11.95
GM678 Flush Cutting Saw	£15.75
GM679 Universal Razor Saw	£12.75

SOLDERING IRONS & BITS	
GM680 15W 230V Soldering Iron	£16.95
GM681 25W 230V Soldering Iron	£17.95
GM682 40W 230V Soldering Iron	£19.95
GM685 15W No.6 Tip	£3.95
GM686 15W No.8 Tip	£3.95
GM687 25W No.6 Tip	£3.95
GM688 25W No.7 Tip	£3.95
GM689 25W No.8 Tip	£3.95
GM690 40W No.6 Tip	£3.95
GM691 40W No.7 Tip	£3.95
GM692 40W No.8 Tip	£3.95

SOLDERING ACCESSORIES	
GM01 Low Melt Solder 70 degrees (20g)	£4.25
GM02 Solder 180 degrees (20g)	£3.95
GM03 White Metal Flux	£5.95
GM04 Brass Flux	£5.95
GM05 Non Acid Safety Flux	£6.25
GM06 Solder Wire 145 Degrees	£4.85



## ELECTRICS

SWITCHES	
GM501 Slide Switch DPDT	£1.70
GM502 Slide Switch DPDT (C/Off)	£1.70
GM503 Toggle Switch SPST	£2.35
GM504 Toggle Switch DPDT	£2.65
GM505 Mini-Toggle DPDT (C/Off)	£3.15

GM506 Mini-Toggle DPDT	£2.75
GM507 Mini-Toggle SPST	£2.45
GM508 Mini-Toggle SPDT	£2.45
GM509 Mini-Toggle SPDT (C/Off)	£2.45
GM510 Mini-Toggle for Point Motors	£2.70
GM511 Mini-Toggle for G Point Motors	£3.65
GM512 Push to Break Black (5)	£5.95
GM513 Push to Make Black (5)	£2.85
GM514 Push to Make Blue (5)	£2.85
GM515 Push to Make Green (5)	£2.85
GM516 Push to Make Red (5)	£2.85
GM517 Push to Make White (5)	£2.85
GM518 Push to Make Yellow (5)	£2.85
GM519 Rotary Switch 1 Pole 12 Way	£3.75
GM520 Rotary Switch 2 Pole 6 Way	£3.75
GM521 Rotary Switch 3 Pole 4 Way	£3.75
GM522 Rotary Switch 4 Pole 3 Way	£3.75
BPGM501 Slide Switch DPDT (25)	£12.95
BPGM502 Slide Switch DPDT (C/Off) (25)	£12.95
BPGM503 Toggle Switch SPST (25)	£34.95
BPGM504 Toggle Switch DPDT (25)	£42.95
BPGM505 Mini-Toggle DPDT (C/Off) (25)	£44.95
BPGM506 Mini-Toggle DPDT (25)	£42.95
BPGM507 Mini-Toggle SPST (25)	£34.95
BPGM508 Mini-Toggle SPDT (25)	£34.95
BPGM509 Mini-Toggle SPDT (C/Off) (25)	£39.95
BPGM510 Mini-Toggle for Point Motors (25)	£44.95
BPGM513 Push to Make Black (25)	£9.95
BPGM514 Push to Make Blue (25)	£9.95
BPGM515 Push to Make Green (25)	£9.95
BPGM516 Push to Make Red (25)	£9.95
BPGM517 Push to Make White (25)	£9.95
BPGM518 Push to Make Yellow (25)	£9.95
WIRE	
GM098B Twinned Wire Red/Black (10m)	£4.95
GM10 Wire Red/Black/Green (10m of each)	£5.95
GM11BK Wire Black 7 x 0.2mm (10m)	£2.15
GM11BL Wire Blue 7 x 0.2mm (10m)	£2.15
GM11BN Wire Brown 7 x 0.2mm (10m)	£2.15
GM11GN Wire Green 7 x 0.2mm (10m)	£2.15
GM11GR Wire Grey 7 x 0.2mm (10m)	£2.15
GM11O Wire Orange 7 x 0.2mm (10m)	£2.15
GM11P Wire Pink 7 x 0.2mm (10m)	£2.15
GM11PP Wire Purple 7 x 0.2mm (10m)	£2.15
GM11R Wire Red 7 x 0.2mm (10m)	£2.15
GM11W Wire White 7 x 0.2mm (10m)	£2.15
GM11Y Wire Yellow 7 x 0.2mm (10m)	£2.15
BPGM11BK Black Wire 7 x 0.2mm (100m)	£7.95
BPGM11BL Blue Wire 7 x 0.2mm (100m)	£7.95
BPGM11BN Brown Wire 7 x 0.2mm (100m)	£7.95
BPGM11GN Green Wire 7 x 0.2mm (100m)	£7.95
BPGM11GR Grey Wire 7 x 0.2mm (100m)	£7.95
BPGM11O Orange Wire 7 x 0.2mm (100m)	£7.95
BPGM11P Pink Wire 7 x 0.2mm (100m)	£7.95
BPGM11R Red Wire 7 x 0.2mm (100m)	£7.95
BPGM11W White Wire 7 x 0.2mm (100m)	£7.95
BPGM11Y Yellow Wire 7 x 0.2mm (100m)	£7.95

### GENERAL ELECTRICAL ACCESSORIES

GM12 Pair Connecting Leads (Pin/Bare Wire)	£4.65
GM14 Crimped Pin Terminals (6)	£2.95
GM15 Ring Terminals (6)	£1.95
GM16 Pair Operating Leads (Pin/Pin)	£4.95
GM28 Crocodile Clips Red/Black Pair	£1.75
GM29 Knob for Rotary Switches & Pots	£2.85
GM40 1.5a Rectifier	£4.95
GM41 Thermal Cut-Out 1 Amp	£3.95
GM42 Thermal Cut-Out 2.5 Amp	£3.95
GM75 PS6 6-Way Din Plug/Socket	£3.15
GM77 12-Way Plug Terminal Block	£1.95
GM89 Pack of 5 Amp Fuses (5)	£2.75

LIGHTING	
GM61 Micro LED White (4)	£7.95
GM62 Micro LED Red (4)	£7.95
GM63 Micro LED Blue (4)	£7.95
GM64 Micro LED Orange (4)	£7.95
GM69 Grain of Wheat Bulb 12v Yellow (5)	£3.95
GM70 Grain of Wheat Bulb 12v Red (5)	£3.95
GM71 Grain of Wheat Bulb 12v Clear (5)	£3.95
GM72 Grain of Wheat Bulb 12v Green (5)	£3.95
GM73 Grain of Wheat Bulb 12v Orange (5)	£3.95
BPGM58 GOW 12v Yellow (100)	£49.95
BPGM70 GOW Bulb 12v Red (100)	£49.95
BPGM71 GOW Bulb 12v Clear (100)	£39.95
BPGM72 GOW Bulb 12v Green (100)	£49.95
BPGM73 GOW Bulb 12v Orange (100)	£49.95
GM80 LED Green 3mm 12v (5)	£2.25
GM81 LED Red 3mm 12v (5)	£2.25
GM82 LED Yellow 3mm 12v (5)	£2.25
GM83 LED Green 5mm 12v (5)	£1.95
GM84 LED Red 5mm 12v (5)	£1.95
GM85 LED Yellow 5mm 12v (5)	£1.95
GM76 Resistor 1K Ohm for LEDs (10)	£1.65

MAGNETS	
GM86 Small Magnets (10)	£5.50
GM87 Medium Magnets (10)	£5.75
GM88 Large Magnets (10)	£6.00
GM89 3v Bulbs (10) & Capacitors (5)	£5.95
GM99 Pack of Reeds & S Magnets	£13.95



UNIVERSAL RELAY SWITCH	
GM500 Universal Relay Switch	£5.50
BPGM500 Universal Relay Switch (3)	£14.50
GM5000 Universal Relay Switch (DCC Friendly)	£5.75

**GM353**  
CATALOGUE  
128 Page Full  
Colour  
Catalogue  
£3.95

## GAUEMASTER Limited Edition News



**DAGM221 GBRF Aggregate Industries**  
66711 "Sence"  
£109.95 - Expected November 2016



**DAGM230 Brighton Evening Argus**  
DAGM235 The Royal Alex  
£69.95



**DAGM231 IC Executive Pristine** £69.95  
73 142 Broadlands



**DAGM232 First GBRF** - £69.95  
73 141 Charlotte



**DAGM233 South West Trains** - £69.95  
73 235



**DAGM234 Southern Livery** - £69.95  
73 202



**Pullman Class 73 101** - £129.95  
**DAGM100 The Royal Alex**  
**DAGM101 Brighton Evening Argus**  
300pcs of each only

**GAUEMASTER**  
2016 NEW  
ITEMS  
BROCHURE  
Free from your local  
dealer or direct  
from us.

## RANGES STOCKED

Airfix  
Antex  
Atlas  
Bachmann  
Berko  
Busch  
Capital Transport  
Carrera  
Cartrix  
Classix  
Dapol  
DCCconcepts  
Deluxe Materials  
DM Toys  
Dornaplas  
EFE  
Fallier  
Fleischmann  
FlySlot  
Gaugemaster  
Graham Farish  
Harburn Hamlet  
Heljan  
HMRS Transfers  
Hobbytrain  
Hornby  
Humbrol  
Ian Allen  
Jagerndorfer  
Kadee  
Kato  
Kestrel Designs  
Kibri  
Knightwing  
LGB  
Lifelike  
Lightcraft  
Marklin  
Mehano  
Metcalfe  
Middleton Press  
MiniN  
Minitrains  
Modelcraft  
Model Scene  
MRC  
Ninco  
Noch  
NSR  
Oxford Diecast  
Oxford Rail  
Parkside Dundas  
Peco  
Piko  
Plastruc  
Pola  
Preiser  
Racer  
Railmatch  
Ratio  
Revell  
Roco  
Rokuhan  
Rotacraft  
Scalextric  
Scenix  
Seep  
Seuthe  
Sideways  
Slaters  
Slot It  
Slotwings  
Spraycraft  
Springside  
SRC  
Superquick  
Tiny Signs  
Tracksetta  
Train Tech  
TrainSave  
Trumpeter  
Trix  
Viessmann  
Vollmer  
Vulcan Slot  
W & T  
Walthers  
Wilking  
Wills  
Xuron

CONTACT US FOR A FREE PRICE LIST  
HUGE BREADTH OF STOCK, VISIT OUR WEBSITE FOR LIVE STOCK INFORMATION



# Newton

## CENTRAL

*Finescale 'OO' was the gauge of choice for **ANDY STATHAM**, who drew on his military modelling skills to create this brilliant slice of the 1960s near Chesterfield.*

PHOTOGRAPHY, MIKE WILD





**N**EWTON CENTRAL is an 'OO' gauge layout built to finescale standards. The section of the layout featured is 12ft x 3ft and is owned and has

been built by me, Andy Statham. It is set between 1957 and 1967 and runs as a continuous loop in a purpose-built room.

My inspiration for the layout comes from many sources, but mainly from my childhood memories of the extensive railway networks around my home town of Chesterfield and Sheffield. It is these memories that have informed the design, structure and tone of the layout. Having a grandfather who was a locomotive driver based at Hasland formed my early and ongoing fascination with railways generally but in particular steam. Some of the

locomotives on the layout were shedded at Hasland and my grandad would almost certainly have driven them at some time.

In 2000 I designed and had built an extension to our home which created a study and library on the ground floor and a very handy first floor room which quickly became the 'railway room'. Planning for the layout, which is the first and only layout I have created, started as soon as the extension was finished and I applied my joinery skills to create a continuous run of boards around the room with storage and shelving underneath. To date the layout has taken just over eight years to complete phase one (the subject of this feature) with phase two nearing completion and phase three getting there. Hopefully both of these latter phases may feature in *Hornby Magazine* in the future.

## STATISTICS

<b>Owner:</b>	Andy Statham
<b>Scale:</b>	'OO'
<b>Length:</b>	11ft
<b>Width:</b>	14ft
<b>Track:</b>	Peco code 75
<b>Control:</b>	DCC, ECoS
<b>Period:</b>	BR 1950s-1960s, Great Central

## GREAT CENTRAL SETTING

The layout is set in a fictitious location situated in the Sheffield/Chesterfield/Rotherham area. The layout represents a section of the former Great Central Railway now under British Railways control. It has a through station, the platforms of which are a remnant of the earlier Manchester, Sheffield »



**A Robinson 'O4'  
2-8-0 leads a coal  
train through  
Newton Central  
under the main  
road bridge.**





& Lincolnshire Railway and a small terminus built during the late Edwardian period to cater for the town's rapid growth due to industrial and urban expansion.

The layout is a fixed layout and as such has been seen by very few people. It has been developed and built entirely by me. As a longstanding military modeller and figure painter I possess a range of modelling skills but at the start of this project I had never held a soldering iron let alone attempted any form of wiring. However, assisted by numerous videos, DVDs, books and regular reference to the internet, I gradually practised and mastered the necessary skills to create the layout. It is this aspect of the hobby - learning the range of skills necessary to build a model railway - that has been so enjoyable and satisfying.

The baseboards are standard width chipboard sheets mounted on 50mm x 50mm timber frames onto which 4mm cork sheet is laid, the entire layout being 11ft x 14ft following the shape of the room. I determined at the start of the project that Digital Command Control (DCC) would be my method of control. This made sense to me as someone who had no idea how to wire a layout in the traditional manner.

I have a continuous bus running under the

**FO2** A British Railways owned Ford 400E stands in the yard beyond the station while its driver takes a break.



**FO3** An 'L1' approaches Newton Central as a 'D11' 4-4-0 departs. Derby and Cravens DMUs stand in the carriage sidings on the left.



**FO4** Terrace houses line the street above as a Thompson 'L1' 2-6-4T heads a parcels working past the DMU stabling sidings.







The builder's yard has all the supplies you could need and a great view of the motive power depot.



baseboards formed from two self-adhesive copper foil strips from which positive and negative droppers are connected from every section of rail and from the 'toe' end of every point on the layout. I determined early on that the track had to be formed, electrically connected and laid to the highest standards if good running was to be achieved, particularly as sound fitted locomotives were to be a feature of the layout.

The layout is built using Peco code 75 track. For me the appearance of the track is as important as how well it has been laid. The use of colour and tone for the track and the scale of ballast used is very important. For reference I always look at the real thing. On a well-used urban set railway, track is not a bright rusty red colour: it is a dark often oil-stained brown so my track is sprayed with Railmatch sleeper grime lightly dry-brushed in places and oil-stained in other locations where locomotives frequently stop. I studied and photographed various real-life track locations and then created my own ballast recipe mix from the various ranges of coloured ballast available. Again scale was important. 'OO' scale ballast is too large. If an 'OO' scale figure were to pick it up it would be the size of a house brick in its hand. 'N' »







**A busy moment as a parcels and goods working pass on the through lines while a 'Jubilee' awaits departure at the terminus.**

gauge ballast is far better and to the viewer gives a much better scale appearance.

The track is ballasted in the traditional way with the ballast being laid dry onto the track and a 'shoulder' formed on top of PVA glue. The ballast is then gently sprayed with a weak soapy water solution to soak the ballast onto which a 50:50 solution of PVA and water with a little washing up liquid is applied via a 'dropper' bottle. The result looks dreadful at this stage but left overnight to dry all is well the next day and after vacuuming to remove any loose ballast a final detailed weathering with an airbrush completes the effect.

In 2003 I attended a ZTC DCC beginner's course. Over the weekend I learnt to solder and fitted my first DCC chip into a locomotive and purchased a ZTC controller so that trains could start to run on my layout. No major changes were made to the original plan I had for the layout but additional sections of baseboard were periodically added to enable additional elements of the layout to be created.

The layout is now controlled by the ECoS system which takes control of all locomotive and point movements on the layout and provides ample power and flexibility.

## SCENERY

My ambition when starting out was to create a layout true to the period I was modelling which meant getting the 'tone' of the model right. Anyone who remembers Sheffield in the early 1960s will recall that almost everything in the built environment was a uniform black colour. It was a revelation in the 1970s when buildings started to be bead blasted revealing glorious honey coloured stone and intricate brickwork.

My buildings had to be accurate to the period and suitably weathered to capture the general patina that I remember. Having observed a great many layouts at shows it

became clear to me that whilst the standard of modelling was very good in most cases, some layouts stood out from the rest and just looked right for the period they were portraying. What they had achieved was getting the scale and tone right.

Many good layouts are spoilt in my opinion by unrealistic scale (oversize ballast for example) and the use of overly bright colours, particularly scenic materials. Bright green is a rare colour to find in nature. Even in early summer when new growth is at its most vigorous, grasses have a mixture of greens, ochres and yellows in them that are amplified when scaled down.

It was with these issues in mind that I set about creating my layout and trying to be as true to the 'real thing' as possible. Using skills, methods and ideas transferred from my military modelling work I have hopefully created a layout that forms a continuous highly detailed diorama and provides a finescale environment in which trains can be run and photographed.

I enjoy being creative, so building anything gives me a great deal of satisfaction but one of the things I enjoy most is creating buildings. I have always had a passion for the Superquick range of card buildings that have been going for years. I was building them simply for the pleasure of putting them together long before I even contemplated building the layout. What is it about them? Simply put they capture the tone of the real scale building they represent and they remind me of railway buildings from my youth now long gone.

All of the buildings on the layout are constructed from card, some from kits, many scratchbuilt. By luck during the 2000s numerous new small manufacturers were entering the hobby and these along with the established companies now ensure that everything is available from an architectural perspective to super detail card buildings »



**A visit to Statham & Sons builders merchants is rewarded with the passing of a 'B1' and 'O4' on the main lines.**



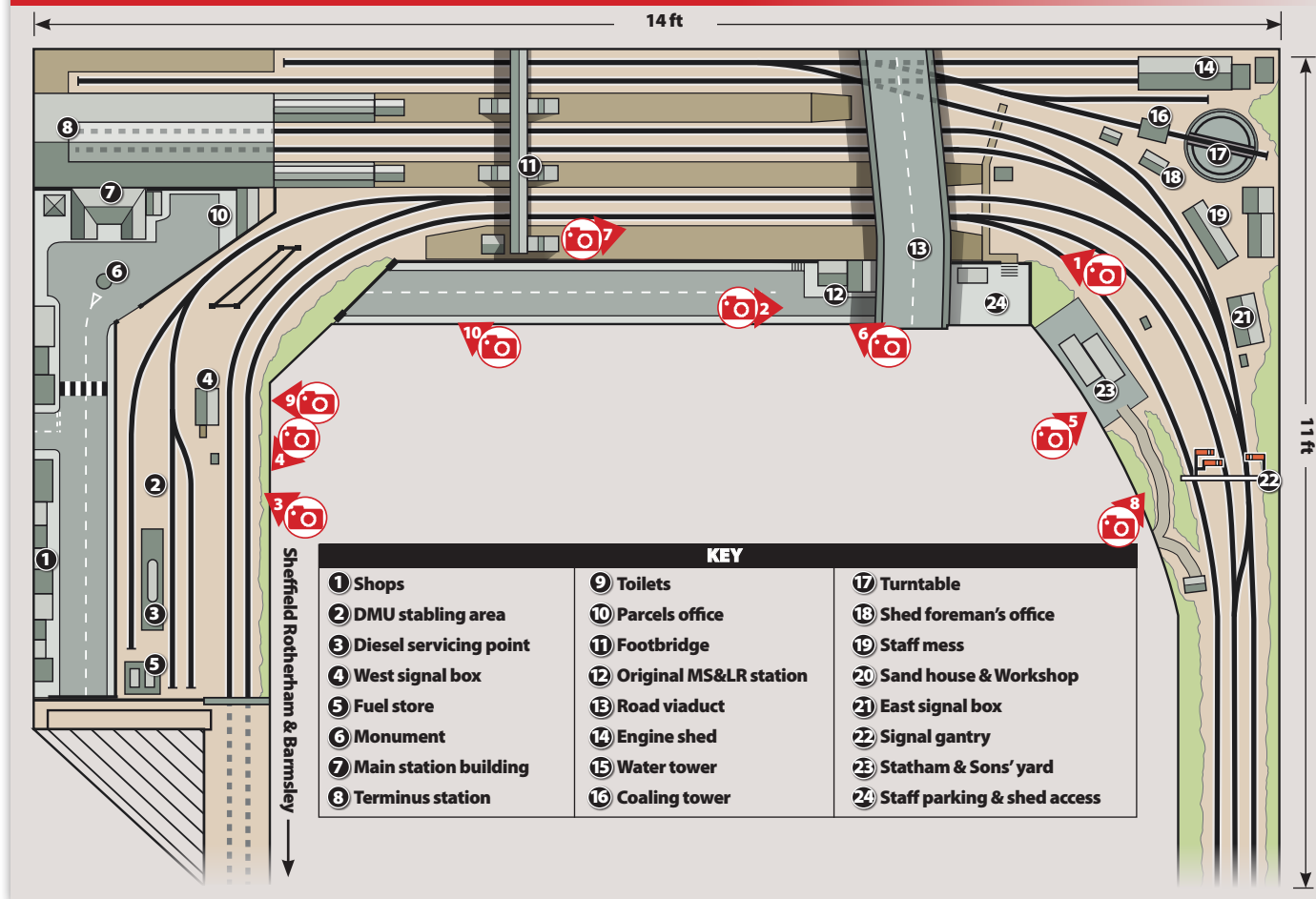


Passengers await arrival of the next local working as a 'Jubilee' prepares to depart and a 'Black Five' passes through.





## NEWTON CENTRAL TRACK DIAGRAM (Not to scale)



with metal and plastic components.

A huge boost for me was the emergence of Scalerscenes and the ability to download buildings and endless pages of building papers and then York Model Making which enabled me to design my own structures on the computer and have them produced to exact scale. All the trusses and other components in the terminus roof were manufactured this way.

If I have a favourite detail on the layout it would have to be Satham and Sons Builders yard. It is based on a real location that was known as Berrys Builders Merchants close to the former Clay Cross station.

### ROLLING STOCK

I have a large collection of steam locomotives and rolling stock covering all four BR regions and all the relevant diesel classes, including Diesel Multiple Units (DMUs) for the period being modelled.

The South Yorkshire/North Derbyshire location of Newton Central enables me to run a variety of former Great Central Railway (GCR), London and North Eastern Railway (LNER) and London Midland & Scottish Railway (LMS) locomotives as well as the 1950s BR Standard designs. Freight traffic was also in abundance in this area, coal traffic being the most evident, but a wide range of freight wagons including fish and parcels vans can be included in the operation of the layout.

During development of Newton Central the main manufacturers have produced a



wide range of excellent quality locomotives suitable for the model - Robinson 'D11s' and 'O1s', 'O4s', 'Black Fives', '3Fs', '4Fs', '8Fs', '9Fs', 'Ivatts', a 'C13' and not forgetting the Beyer-Garratt, some of which were shedded at Hasland. Bachmann Mk 1s and Hornby's excellent Thompson and Gresley suburban coaches form the passenger stock and all rolling stock is weathered to represent the condition it would have been in during the period modelled. My favourite element of rolling stock is probably the 'D11' coupled to a rake of Gresley suburban stock. I have a painting by David Charlesworth depicting this exact combination at Chesterfield Central in 1959.

### THE FUTURE

As mentioned previously the layout is a continuous loop with no storage yard. The other half of the layout, which is nearing completion, features Avenue Sidings - a large goods yard complex and an industrial area containing a brewery and a wagon and carriage works. My grandsons Jacob and Olly both enjoy the layout and Olly has developed a fascination for narrow gauge so my next project may well be an exhibition layout based on the Ashover Light Railway utilising the soon to be released locomotives and rolling stock we have been promised from the main manufacturers.





A Stanier  
'Black Five'  
crosses the road at the  
end of the through  
platforms with a  
mixed goods.





Shop online: [www.metcalfe-models.com](http://www.metcalfe-models.com)



# Build your world...

Metcalfe means quality, exquisite detail and realism. During construction of a Metcalfe kit, you can expect a relaxing experience as you work your way through the fine detailed miniature architecture. Working with card, in either 00/HO or N Scale, is both challenging and satisfying. We take pride in designing buildings with a realistic finish that you can enjoy long after completion.



ORDER BY PHONE:

01729 830072

ORDER BY MAIL:

Metcalfe Models, Bell Busk, Skipton, N.Yorks, BD23 4DU



POSTAGE:

Orders up to £19.99 = £2.50

Orders £20 and over = £4.50

Visiting Skipton? Visit Craven Model Centre, Mount Pleasant, BD23 1JZ.



## A country station scene in three kits...

The country station is based on designs by the Cheshire Lines Railway and the Manchester, Sheffield and Lincolnshire Railway Companies.

### Railway Buildings

00/HO Scale

PO232 00/HO Goods Shed - £13.99

PO233 00/HO Signal Box - £9.00

PO237 00/HO Country Station - £13.75

N Scale

PN112 N Goods Shed - £7.25

PN133 N Signal Box Set - £9.00



## 00/HO Country Station PO237 - £13.75




Includes main station building and opposite platform shelter

## Exquisite detail and precision with laser cut designs...

## COMING SOON IN N SCALE

N Scale Stable Block PN822 - £5.75



Pictured 00/HO Stable Block PO256 - £7.99

### Mini & Midi Kits

00/HO Scale

PO256 00/HO Stable Block - £7.99

PO410 00/HO Wooden Pavilion - £6.50

PO502 00/HO Platform Benches - £5.75

PO503 00/HO Park Benches - £5.50

PO510 00/HO Picnic Tables - £5.50

PO511 00/HO Showjumps - £5.50

PO517 00/HO Platform Kiosk - £5.75

PO522 00/HO Stone Fountain - £5.25

N Scale

PN817 N Platform Kiosk - £5.50

PN821 N Wooden Pavilion - £5.50

PN822 N Stable Block - £5.75

PN823 N Fountain Set - £5.75

See and buy the full range of Metcalfe kits at [www.metcalfe-models.com](http://www.metcalfe-models.com)



Pavilion also available in N Scale (PN821)



## NEW RELEASE

N Scale Fountain set - PN823 £5.75



00/HO Stone Fountain kit comes with one hexagonal fountain and three spouts (PO522)







# METCALFE

## Card Construction Kits

### An industrial metropolis in N Scale...

Impressive industrial buildings all designed to stand next to each other allowing you to create a realistic skyline. The N Scale Warehouse can be built as stand-alone or low-relief to suit your layout space.



See and buy the full range of Metcalfe kits at [www.metcalfe-models.com](http://www.metcalfe-models.com)

#### Industrial Buildings

PN182 Warehouse - £10.99  
PN183 Small Factory - £10.99  
PN184 B/hse & Factory Ent. - £12.99  
Similar available in 00/HO Scale  
(Designs may vary slightly)  
PO282 Warehouse - £13.99  
PO283 Small Factory - £13.99  
PO284 B/hse & Factory Ent. - £13.99



### NEW RELEASE

#### N Scale Boilerhouse & Factory Entrance

#### PN184 - £12.99

A grand entrance and powerhouse to complete any mill or industrial scene. Designed to stand with the PN183 and PN182 (left)



Quality and realism you wouldn't expect from card modelling...



### NEW RELEASE

#### 00/HO Low Relief Timber Framed Shop

#### PO421 - £8.00

An attractive timber framed shop in low relief, which adds a uniqueness to a high street. See also the low relief pub and shops below.



Manor Farm can be created using these three kits. Perfect for any countryside scene

#### Town & Country

#### 00/HO Scale

PO205 00/HO Pub & Shops - £9.20  
PO421 00/HO L/R Tim. Framed Shop - £8.00  
PO250 00/HO Manor Farm House - £9.50  
PO251 00/HO Manor Farm Barn - £9.50  
PO252 00/HO Manor Farm Buildings - £10.50

#### N Scale

PN150 N Manor Farm Set - £8.25

N Scale Manor Farm Set (PN150) includes House, Barn, Tractor Shed and Worker's Cottage





# WHEEL CLEANERS

Keeping model wheels clean is vital but can be tricky. **MARK CHIVERS** assesses some of the best products on the market in the latest *Hornby Magazine* Equipment Guide.

**EQUIPMENT  
GUIDE**



Gaugemaster wheel  
cleaning brush

Kadee 'Speedi'  
driver cleaner



**C**LEAN RAILS and wheels are essential for trouble-free operating sessions. Whilst dirty track is one of the main causes of locomotives stalling, contaminated wheelsets can also create issues with locomotive reliability such as erratic running as the motor struggles to maintain electrical contact with the rails. Whilst annoying on conventional layouts, these issues can be even more noticeable with Digital Command Control (DCC) layouts as the audio on sound-fitted locomotives may cut out and have to restart the whole ignition process again, which can be frustrating.


Whilst you will never eliminate track and wheel dirt completely, a regime of regular wheel cleaning and servicing of locomotives is recommended as well as routinely keeping the track clean.

Layouts attract dust and dirt between running sessions - just look at the number of dust particles in the atmosphere next time the sun shines through a window in the railway room! As wheels pass over and electrical current passes through this dirt begins to form a barrier in addition to the oxidation process that affects the metal rails over time. Factor in rolling stock wheels which can attract dirt too and all these elements conspire to cause

operational issues. Plastic wheels in particular are prone to attracting contamination, which in turn is transferred back to the track.

Methods of wheel cleaning differ greatly with a wide range on offer. The most cost-effective involves a small piece of cloth and good old-fashioned elbow grease while other methods may involve electrically-conductive wire brushes and rolling roads with bespoke cleaning devices.

A good selection of wheel cleaning products is now available to the modeller and the following equipment guide aims to highlight just a few of these off-the-shelf products suitable for use with 'OO' models.



**Peco servicing kit with  
cleaning brush and scraper**

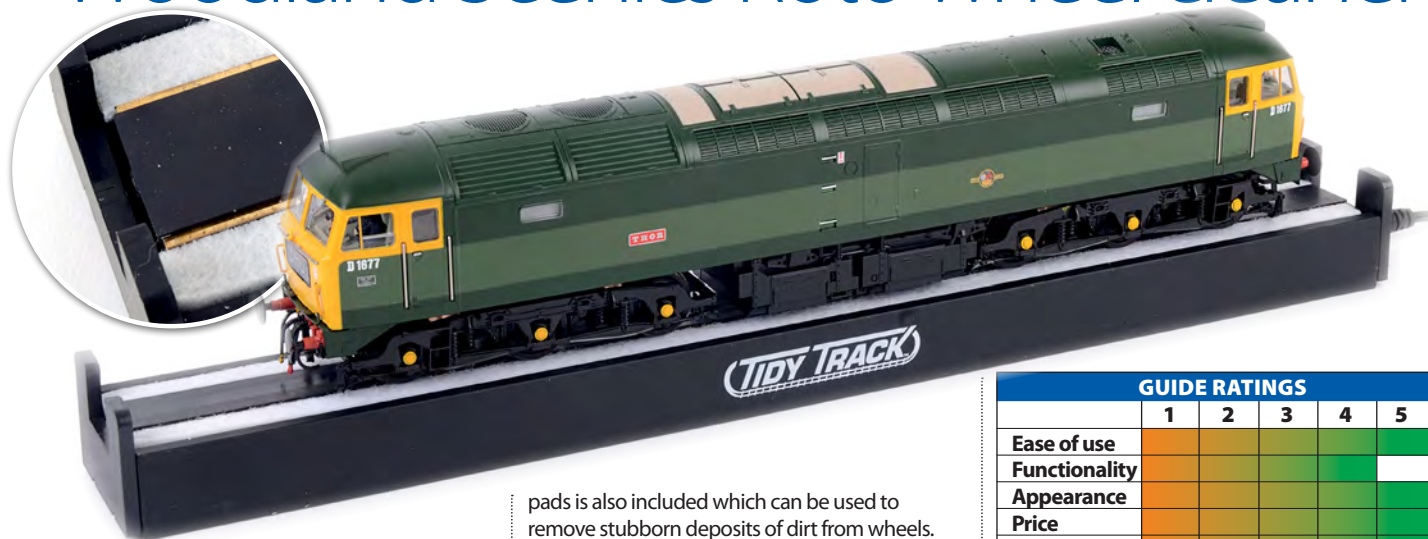
**Wealistic Models  
wheel cleaning bracket**

**Six readily available wheel  
cleaning devices were pitted  
against each other for this  
Equipment Guide including  
those from Woodland Scenics,  
Gaugemaster, Kadee and  
Wealistic Models.**





## Woodland Scenics Roto wheel cleaner



**W**OODLAND SCENICS' TIDY TRACK range of track and maintenance tools includes this Roto wheel cleaner.

Comprising a sturdy 313mm x 38mm plastic casing, it includes a raised plastic section at each end which helps prevent locomotives rolling off. Fitted within the casing is a sprung centre rail device fitted with two metal power rails set slightly within the back-to-backs of 'OO' gauge models. This enables the wheels to collect power from the flanges while the wheels themselves rest on two strips of cleaning pad either side of the centre rails. These pads offer general cleaning without unduly scratching the wheels once power is applied. An extra set of scrubbing

pads is also included which can be used to remove stubborn deposits of dirt from wheels.

Locomotives are placed on the central sprung device which lowers just enough to allow the wheels to rest on the surface of the cleaning pads. Power is applied and as the wheels turn they are polished on the pads. Two crocodile clips enable simple connection to a suitable power source.

Woodland Scenics' Roto wheel cleaner is suited to most 'OO' gauge steam, diesel and electric locomotives/units including those with locomotive and tender drives, although care will be needed if the model has traction tyres as any resistance could damage the locomotive mechanism. Non-driven wheels and bogies together with rolling stock wheels can also be cleaned with this device, but this needs to be done manually by rubbing the wheels along the

GUIDE RATINGS					
	1	2	3	4	5
Ease of use					
Functionality					
Appearance					
Price					
Availability					

THE DETAILS	
<b>Manufacturer:</b>	<a href="http://www.bachmann.co.uk">www.bachmann.co.uk</a>
<b>Cat. No:</b>	WTT4561
<b>Description:</b>	Woodland Scenics Tidy Track Roto Wheel Cleaner
<b>Price:</b>	£24.50
<b>Scale:</b>	'OO'

pads by hand. Pads do get worn at the edges over time. Additional pads are supplied within the packaging and are available separately.

The Roto wheel cleaner is suitable for use with analogue and digital control systems and, for the price, it represents good value for money.



# Gaugemaster wheel cleaning brush

**A** RECENT INTRODUCTION to the Gaugemaster range is the GM60 wheel cleaning brush.

This product is one of the simplest and most effective wheel cleaners we have trialled as it can easily be placed on a short straight length of 'OO' gauge track and is ready to go!

Formed of an oblong plastic block measuring 102mm by 22mm, two metal bars underneath locate on the running rails which in turn transmit power through the corresponding wire brushes at the top. As a locomotive is placed on the live brushes, the wheels begin to turn and the cleaning process is underway. Whilst this small unit is more suited to tank and short wheelbase locomotives, longer engines can be accommodated by connecting additional units together. A moulded slide bar connection is provided to attach extra units.

During operation, locomotives need to be held and introduced to the wire brushes as

there is no means to leave them in place while wheel cleaning is underway. However, it is a simple process. The wire brushes managed to get into all the small crevices cleaning track dirt from the wheels and also the rear faces, which helps conductivity through the pick-ups.

This wheel cleaner is suited to cleaning driven locomotive wheels and is not recommended for models with traction tyres. You may also find that models with a motor bogie at one end and pick-ups at the other will require two of these units connected together to enable the motor bogie to function correctly. All-wheel drives on longer locomotives can be accommodated on a single unit with care – but it is possible, by holding the locomotive in place one end at a time.

Gaugemaster's GM60 is weighty and offers simple but effective wheel cleaning. Compatible with analogue and digital control systems, non-driven wheels and bogies will still require manual cleaning.



## Other methods

- Cotton buds
- Cleaning cloth
- Deluxe Materials Track Magic
- Isopropyl alcohol cleaning fluid
- Glass fibre pencil

GUIDE RATINGS					
	1	2	3	4	5
Ease of use					
Functionality					
Appearance					
Price					
Availability					

THE DETAILS	
<b>Manufacturer:</b>	<a href="http://www.gaugemaster.com">www.gaugemaster.com</a>
<b>Cat. No:</b>	GM60
<b>Description:</b>	Gaugemaster Wheel Cleaning Brush
<b>Price:</b>	£19.95
<b>Scale:</b>	'OO'


# Peco servicing kit

**P**ECO'S WHEEL CLEANING brush and scraper have long been a recommended method for cleaning locomotive wheels. A handy servicing kit now combines this arrangement with a foam servicing cradle and small bottle of lubricant.

Offering a simple and secure system of wheel cleaning, the cradle provides protection to locomotives while they are placed upside down as the brush and scraper are applied to the wheels. This is important, as it allows you to use both hands to carry out the task, rather than balancing the locomotive with one hand and the brush and scraper with the other.

Featuring a revised pen-like wire brush design, both elements require connecting to a suitable power source before applying them to the wheels – the scraper to one side of the model and the brush to the other. The scraper is designed to remove a build-up of dirt while the brush clears the debris away and burnishes the wheels. Gentle pressure is required using both items and while they are primarily designed for cleaning driven wheels, the individual nature of both items means the brush can also be used for cleaning non-driven wheels and bogies by gently turning them by hand while cleaning the surface of the wheels using the brush. This method can also be adopted for rolling stock wheels in a similar manner. Also provided is a small bottle of lubricant for use on motors, wheels, bearings, gears and pick-ups.

Peco's wheel brush and scraper can be



GUIDE RATINGS					
	1	2	3	4	5
Ease of use					
Functionality					
Appearance					
Price					
Availability					

used with analogue and digital systems, although when using it with DCC fitted models electrical contact is critical. If the momentum and inertia settings within the DCC decoder have been tweaked you may find the wheels revert to a slow starting process each time contact is lost, which can happen frequently with this method of cleaning.

That said, our sample demonstrated good cleaning and the servicing kit proved simple and easy to use whilst also providing a secure environment for the

THE DETAILS	
<b>Manufacturer:</b>	<a href="http://www.peco-uk.com">www.peco-uk.com</a>
<b>Cat. No:</b>	PL-71
<b>Description:</b>	Peco Servicing Kit
<b>Price:</b>	£20.96
<b>Scale:</b>	'OO'/'N'/'OO9'

locomotive as the process was underway.

Peco's servicing kit is attractively priced and offers more than just a wheel cleaner. It is also ideal for use with 'N' gauge and 'OO9' models too, so will be a worthy choice for those with multiple scale interests.



# Kadee 'Speedi' driver cleaner

**HORNBY**  
 magazine

**BEST  
VALUE!**


## Proses rolling road and driving wheel cleaner



**R**ECENTLY introduced to the Proses range of accessories is this adaptable 'OO' gauge rolling road and wheel cleaner. Measuring 500mm long, it will cater for most sizes and configurations of steam and diesel locomotives.

Manufactured from metal section mounted on a plastic base, the unit features moulded buffers at each end to prevent locomotives rolling off the stand and is supplied with a separate 165mm section of 'OO' gauge track which is

fixed to a plastic base and mounted to metal section. Power connection is through the green socket provided at one end of the unit.

Six sets of metal rollers are also included to suit most driving wheel configurations together with four plastic wheel cleaning



**U**S MANUFACTURER Kadee's range of model railway accessories includes this handy 'Speedi' wheel cleaner intended for use with powered wheels.

The device measures 49mm by 25mm and is designed to be held between finger and thumb. A substantial wire brush is fitted to the underside and is divided into two sections with a central insulator to ensure it won't short-circuit. The brush can then be held in place against locomotive/multiple unit driven wheels on both sides in one action – no juggling two devices here!

The 'Speedi' wheel cleaner features three crocodile clips although only two are wired directly to the brush. The third crocodile clip is common-wired to one of the other two clips for use with certain models such as those with tender-pick-up or similar, if required.

On test, it proved remarkably simple to use and proved effective in terms of removing track dirt and burnishing the locomotive wheels at the same time. The only downside is its availability.

Suitable for use with analogue and digital control systems it offers a rapid cleaning solution – ideal for exhibition use when you may need to clean a locomotive's wheels quickly.

GUIDE RATINGS					
	1	2	3	4	5
Ease of use					
Functionality					
Appearance					
Price					
Availability					

THE DETAILS	
Manufacturer:	<a href="http://www.kadee.com">www.kadee.com</a>
Cat. No:	#236
Description:	'Speedi' Wheel Cleaner
Price:	£10.25
Scale:	'OO'/'N'/'OO9'/'O'

## Wealistic wheel cleaning bracket

**W**EALISTIC MODELS supplies a useful bespoke wheel cleaning bracket designed specifically for its Zeller range of rolling roads.


Similar to the roller brackets supplied with the rolling roads, this wheel cleaning version features a 33mm x 12mm plastic base. The main difference is that the wheel cleaner has a retention bar on each side designed to hold a small piece of cleaning cloth beneath the locomotive wheels.

As the locomotive is placed on the brackets, one pair of wheels can be sat on the wheel cleaner. As power is applied to the rolling road, the wheels rotate and it cleans one set

at a time. The supplied cloth can be used as is or it can be moistened with cleaning fluid, which helps reduce friction and helps prevent the locomotive wheels from shifting from the bracket under power.

On test, our sample collected a surprising amount of dirt from wheels that otherwise appeared clean! We also noticed that some lighter models did need to be held in place while the cleaning process was underway.

Setup was simple, the unit just twist-fitting into the conductive frame. As supplied the unit comes with additional cleaning sheets which can be cut to size and placed in the bracket.



GUIDE RATINGS					
	1	2	3	4	5
Ease of use					
Functionality					
Appearance					
Price					
Availability	Mail order and exhibitions				

THE DETAILS	
Supplier:	<a href="http://www.wealisticmodels.org">www.wealisticmodels.org</a>
Description:	Wheel cleaning bracket
Price:	£15 plus postage and packing
Scale:	'OO'



GUIDE RATINGS					
	1	2	3	4	5
Ease of use					
Functionality					
Appearance					
Price					
Availability					

blocks – two 39mm double wheel sections and two 14mm single wheel sections, enabling some or all wheels to be cleaned at the same time. Each cleaning block features rubberised grips underneath to ensure they seat correctly on the base unit while the upper faces are covered with a strip of wheel cleaning pad material. Models with all-wheel drive can be accommodated on the metal rollers at one end and wheel cleaning blocks at the other. This enables the driving wheels being cleaned to rotate on the pad, removing dirt in the process. Sections of self-adhesive wheel cleaning material are supplied for cutting to size and applying to these sections.

On test our review sample worked very well and the cleaning pads removed dirt deposits

from a selection of locomotives quickly and effectively, although on our example we experienced a height difference between the normal rollers and wheel cleaning blocks once the cleaning pads had been added. For most locomotives this wasn't an issue, although it proved a little trickier with 0-6-0 engines.

Suitable for use with analogue and digital controllers, an added bonus with this unit is that it is also a rolling road which enables you to run-in locomotives as well as maintain clean wheels, plus the rollers also work when placed on conventional track too.

Whilst this new device may cost more than other wheel cleaning methods, it offers much flexibility and covers two important aspects of locomotive maintenance in one.



# Figure Painting

## A beginners guide

**TIM SHACKLETON** looks at ways of painting figures so the colours are both realistic and in scale.

Intermediate  
Beginner **SKILL LEVEL** Advanced



**1** Four Modelu 7mm:1ft scale figures ready for painting. Whether your figures are moulded plastic, resin or cast white metal, it's a good idea to wash them gently first to get rid of release agents and other contaminants that may inhibit paint adhesion. Use warm soapy water, rinse and allow to dry thoroughly.



**2** For best results, prime the figures first before applying the top coat. The seated signalman has been given a light dusting of acrylic car primer and the others have been airbrushed with Lifecolor Burned Black (UA736). The choice of primer colour anticipates the final finish, and with a measure of translucency in the top coat will be allowed to show through. Now leave to dry for a good 24hrs and preferably longer!



**3** Having taken on board the truism that clothing colours are generally a lot paler and more subdued than we might imagine, begin by blocking-in the main colours. It doesn't matter whether you start with the lightest shade or the darkest. The paint should be very wet and flow easily off your brush – never use thick paint on figures. It's equally important to ensure your hands are well supported and the work area is well lit.

**4** Old CDs make great mixing palettes. The magic colour as far as crewmen's overalls are concerned is Humbrol Oxford Blue (104). It has the right purple/indigo tinge and can easily and authentically be faded with matt white. Moonlight Blue (222) is also useful.





**A**SK ANYBODY who's not particularly interested in model railways what's the least convincing feature of the typical layout, and it's highly likely they'll say it's the figures – they're too brightly painted, the colours are far too intense, their proportions are all wrong, the clothes are out of period, they're frozen in uncomfortable 'action' poses. The ones who haven't fallen over appear to be standing on paving slabs and above all there are too many of them – or even none at all.

In due course it might be useful to look at the whole business of positioning figures on our layouts in a plausible and lifelike way. It's painting, however, that seems to cause the most immediate problems, so that's what we'll look at first.

The initial task is to decide exactly what we're aiming for. Like most of us I'm astonished by the

detail that armour modellers and wargamers incorporate in their figures. You don't just see the whites of their eyes but also the wrinkles around them and even the dust marks where their goggles have been. As a demonstration of virtuoso painting technique this kind of thing is hard to beat but fortunately for us all I don't think it's in any way necessary in railway modelling, certainly if we model in 7mm:1ft scale or smaller.

This is handy, because I don't think many of us could achieve this kind of standard – I certainly can't. For a start, it's very hard to carry off convincingly. To my eye, such figures often verge on the cartoonish or comic-book.

Portrait painters rarely, if ever, work in such a style; they go for something far more naturalistic and I think we should too, aiming to put across character rather than paying obsessive attention to detail. Unless you model in Gauge 1 or larger,

it's hard in the typical layout situation to see any of this microscopic stuff unless you get so close to the action that you risk being poked in the eye by a signal finial. Something a little less finely wrought and slightly more generalised is what seems to work best, in my view at least.

So what I've evolved is a method of painting figures in an impressionistic way that places particular emphasis on getting colours exactly right. This, I hope, compensates for my lack of ability at painting 2mm:1ft scale eyebrows. The other key factor is adding only such detail, of faces and clothing especially, as would be visible in proportion to the distances from which we normally view our models. Blown up to two or three times life-size in photographs, some of my efforts will undoubtedly appear crude but in a layout context, I think they work well enough. *Hoban*



**5** From these three colours I can mix various shades of faded blue and then, having let them well down with thinners, brush on an initial coat. With such a wet mix it's more a matter of flowing the paint on, using as few brushstrokes as possible.



**6** Once the base coat has dried, mix up slightly lighter shades and dry-brush these sparingly over the raised areas to highlight them. You don't need to thin the paint for dry-brushing – as the term suggests, use it neat.



**7** Allow to dry and then, with a fine pointed brush, run a much darker colour into the creases and other shadow areas. Never, ever use pure black – it's far too intense and completely out of scale. You can either mix a dark shade of your base colour or use a product like MIG Dark Wash, which comes ready mixed and is a convincing dark brownish-grey that's ideal for this kind of application.



**8** Touch in faces and hands with a thinnish coat of flesh colour, allowing the underpainting to show through faintly. I'm using Lifecolor LC21 here, but there are plenty of alternatives. What we don't want is a solid coat of pale pink. Do details such as collars and cuffs in the same way.



**9** With a lighter-coloured figure, running a dark enamel wash (I used MIG again here) into corners and around edges will be even more convincing at bringing out detail and adding false shadows. This seated signalman figure is much more advanced than the footplatemen – I've added flesh tones and much of the clothing detail.



**10** Painting faces is an area where the armour modellers really go to town. I can't match their skills but I've adapted some of their techniques to build on the base coat of Lifecolor UA709 that I initially applied. First of all, a darker flesh tone – Lifecolor UA710 – goes around the eyes, under the nose and under the chin. Then I use Lifecolor UA708 to highlight the cheekbones, nose, chin and forehead. After this, add a darker, reddish tint (UA711) in the cheek hollows, mouth and inside the ears, with an even darker tint (UA712) under the lips, brows, chin and other shadow areas. To paint the eye sockets and upper-lip area you can add a tiny speck of Burned Black and then a minute drop of thinners to disperse it. In the smaller scales, just use two or three mid-tones or it will look over-fussy.



**11** All these figures need now is to be separated from their bases and placed on the layout.



**12** Airfix figures from 50-odd years ago, painted in the kind of colours that would have been in fashion back then. Nothing stands out as in any way different. I followed exactly the same process as before – primer, base colour, highlights and details, dark wash, a handful of skin tones.





## USE YOUR EYES...

Look at these images so the people are the same size as the figures on your model railway. In 7mm:1ft scale that's about 1½ inches (4cm), in 4mm:1ft about 1in (2.5cm). How much detail and colour can you actually see? There are shadows and highlights, certainly, and you'll be able to make out the basic colours of their clothing, but not much else. Even in 7mm scale it's hard to see things like patterns and textures, teeth and eyes, buttons and cap badges. In 'N' gauge virtually all you pick up is the colour.



# Materials



For general painting I like the Polar range of brushes from ProArte. They're robust, cheap, hold their shape well and are widely available online and from art shops. Dip your brush well into the paint so the broad body of the brush acts as a reservoir as the paint flows out through the pointed tip – you shouldn't need to keep dipping your brush in the paint. The fewer brushstrokes you leave the better, hence my preference for larger 'candle-flame' brushes with sharply pointed tips that are capable of surprising delicacy.



For putting on tiny quantities of paint, Humbrol's Detail range is very good, not least on account of the ergonomically designed handles. Expensive sable brushes don't last five minutes with enamels and acrylics.

Lifecolor is another brand I know I can trust, for paintbrushes as well as its extensive range of acrylic paints. I particularly like the fine brushes (sizes 000 – 1) in the 532 and 542 series, which I use for delicate work. With all these brushes that I've picked out, expect to pay about £3 per brush. You can buy brushes much more cheaply than this, of course, but they're never anything other than a liability unless you use them once and throw them away.






Vintage rallies and historical recreations are a great way of finding out how people dressed and, more importantly, what kind of colours they wore – until the 1970s these were invariably a lot drabber than you might imagine. Notice how subdued these outfits are – so much less intense than the ones we usually see on model railways. Old films such as *The Ladykillers* and *The Titfield Thunderbolt* are another useful guide to how things were. Modern costume dramas such as *Downton Abbey* and *Foyle's War* are famously shaky when it comes to matching locomotives and rolling stock to their supposed period but when it comes to the clothes the characters wear, the stylists are invariably spot on!

## TIP

Acrylic paints are an ideal choice for figure painting as their quicker drying times make it possible to complete a model in a short period. Typically it is possible to apply second colours with acrylics within 15 to 20 minutes.



I prefer using acrylic paints for figure-painting, at least in the early stages. Enamels are harder wearing, but figures don't get much handling. Acrylics dry much faster – important if you're working in a creative blur! I use the two quite interchangeably, applying enamel washes over an acrylic base and using acrylics for final details such as skin tones. Note the subdued, washed-out colours.



Unless you have eyes like a hawk you'll probably need some kind of magnification for painting small details. Optivisors are good but for really close work I use either a jeweller's loupe (left) or a linen tester.



Artists have been painting human figures and faces for many centuries! If you're not good at mixing your own colours, there are many products out there designed to help you with critical areas such as skin tones and fabrics. Natural-looking colours work well on clothes – anything labelled 'linen' or 'sailcloth' has a multitude of uses.

### THE PAINT CODES

PRODUCT	MANUFACTURER	CAT NO.
Oxford Blue	Humbrol	104
Moonlight Blue	Humbrol	222
Matt Flesh	Lifecolor	LC21
Flesh 1 light	Lifecolor	UA708
Flesh 1 base	Lifecolor	UA709
Flesh 2 base	Lifecolor	UA710
Flesh 1 shadow	Lifecolor	UA711
Flesh 2 shadow	Lifecolor	UA712
Burned Black	Lifecolor	UA736
Dark Wash	MIG Productions	P220

### USEFUL LINKS

ModelU	<a href="http://www.modelu3d.co.uk">www.modelu3d.co.uk</a>
Lifecolor	<a href="http://www.airbrushes.com">www.airbrushes.com</a>
Humbrol	<a href="http://www.humbrol.com">www.humbrol.com</a>
MIG Productions	<a href="http://www.migproductions.com">www.migproductions.com</a>



# Enquiryoffice

THE HORNBY MAGAZINE TEAM ANSWERS YOUR MODELLING QUERIES AND QUESTIONS

## THE RIGHT STUFF

### Basic weathering colours



**Q** What weathering colours should I buy first? I want to get started but only have a limited budget available for paints and materials.

*Alex Mitchell, Stevenage.*

**Tim Shackleton replies:** Lifecolor's boxed set of six Rail Weathering acrylic colours should meet most of your needs. A lot of my weathering, however, is based around just two paint colours – Humbrol No 62 Matt Leather and Lifecolour Burned Black (UA736). Both of these are acrylic paints which I mix together in various proportions to get the effects I want. I also love Revell Leather Brown (84), a superb old rust colour. With these three colours you can, with practice, recreate almost any weathering shade seen on locomotives and rolling stock. For me it has to be these specific colours, however – nothing else seems to give quite the same effect.

## THE KNOWLEDGE

# Point cleaning

**Q** Recently I've had reliability problems with trains stalling on live frog points. It seems they need cleaning, but I'm not sure how I should do this.

*Warren Paige, Horley.*

**Mike Wild replies:** We've come up against this problem with *Hornby Magazine's* layouts – and especially those which spend the majority of their time in storage. Even small specks of dust landing between point blades can reduce their performance so it is important to keep these areas clean.

Our first port of call is a product called Track Magic produced by Deluxe Materials. This electrical cleaner removes dirt and improves electrical conductivity at the same time and we wouldn't be without it. Simply dip a small brush into the jar and wash the liquid onto the point blade surfaces to take away the dirt.

If a point is particularly dirty we sometimes use a brass brush from the Peco wheel cleaning kit to gently abrade the surfaces of the point blades followed by a second wash through with Track Magic. These two techniques keep our points working as they should.



## WORK BENCH

### Painting details



**Q** I've got a number of detail items that I want to paint but they are tricky to hold because of their size. Do you have any tips for doing this?

*Alan Hunter, Burford.*

**Mike Wild replies:** A spare block of wood is the ideal medium to create a support for small details while they are being painted. You can

drill holes in it to support items with pegs or simply glue items to the wood with a spot of superglue (the tiniest amount possible). Once you have finished painting the items carefully snap them off their glue dot and take them to their new home on your layout. I've used this method hundreds of times for everything from people to packing cases, trollies and locomotive details. It works a treat.

## HOW TO

### Slow-speed drilling

**Q** My Dremel power tool is great for drilling into wood and metals but even at its slowest speed of 10,000 rpm the heat build-up on the drill bit quickly melts plastic. Can you recommend a slower-revving mini-drill that won't have this effect?

*Jim Challoner, Dundee.*

**Tim Shackleton replies:** The compact Microturbo 1 from Como Drills (part of Model Flight Accessories) is controlled by a variable-speed 12v transformer. You can turn the power right down to give the slow drill speeds that will enable you to cut through plastic and similar materials without the risk of melting them. I've had one for 30 years and while I've given it some serious use, it's never let me down. More details at [www.mfacomodrills.com](http://www.mfacomodrills.com).



#### MIKE WILD

Hornby Magazine's editor is always working on something whether it is a sound installation or a new project and knows his way around layout construction.

#### MARK CHIVERS

Hornby Magazine's assistant editor has an eye for detail together with a wide ranging knowledge of modern traction and train formations across the eras.

#### TIM SHACKLETON

Hornby Magazine's contributor has a lifetime of modelling experience building, detailing and weathering rolling stock of all kinds and much more.



#### DETAILING

### Freightliners

**Q** Does anyone produce a detail/improvement kit for Hornby's Freightliner flats? Modelling the 1970s, I bought five of them not long before Bachmann announced its forthcoming FFA/FGA. I realise the Hornby wagons are a bit basic but I like the challenge of upgrading my ready-to-run models.

*Keith Hawley, Skipton.*

**Tim Shackleton replies:** You're in luck, Keith. George Ansell of S Kits (mail order only address: 16 Barrow Road, Sileby, Loughborough, Leics LE12 7LP) does an excellent kit that will transform the appearance of these popular wagons, some of the oldest models in the Hornby catalogue.

The kit will enable you to create a prototypical five-wagon rake of two outer wagons and three inner. The parts are mostly white metal and the modifications are simple – George shows you in some detail how to lower the bogies so the wagons ride at the correct height. The outcome won't be perfect – real FFA/FGAs are a bit more skeletal than Hornby's venerable plastic moulding – but with a full complement of containers on board their shortcomings won't be too obvious.

These wagons, by the way, were still in front-line service until the mid-2000s so they'd be as much at home behind a Freightliner Class 66 as a BR green Class 47.

#### SIZE MATTERS

### Downsizing

**Q** I've seen the rise and rise of 1:76 scale die-cast road vehicles for 'OO' gauge layouts, but is there a manufacturer producing cars, vans and buses for 'N' gauge in a similar way?

*Matthew Walker, Coventry.*

**Mike Wild replies:** Oxford Diecast ([www.oxforddiecast.co.uk](http://www.oxforddiecast.co.uk)) has a growing range of quality die-cast and plastic moulded road vehicles for 'N' gauge British outline modelling ranging from cars and vans to buses, lorries and more while the Bachmann Scenecraft range ([www.bachmann.co.uk](http://www.bachmann.co.uk)) includes a neat selection of scale buses for 'N'. Also worth a look for out of the box models is the B-T Models range ([www.ayrey.co.uk](http://www.ayrey.co.uk)) which features an extensive collection of lorries.

#### THE RIGHT STUFF

## Buying advice

**Q** I'm looking to buy my first soldering iron to make my track connections neater. Do you have any advice on what type of soldering iron I should buy?  
*Connor Hodges, by e-mail.*

#### Mike Wild replies:

My best advice here is to keep it simple. There are expensive soldering irons with functions that you will never use – you are best sticking with a straight forward model. From my experience you can't go wrong with a standard Antex 25w soldering iron. They are relatively cheap – around £20-£25 – and replacement nibs are readily available which makes life much easier. For achieving neat soldered joints to rail sides I would recommend a nib size no greater than 2.5mm. Also make sure you purchase a proper soldering iron stand including a sponge as this will save any potential accidents and make cleaning the nib a quick and simple task.







# MODEL RAILWAYS DIRECT

www.modelrailwaysdirect.co.uk

## Model Railways Direct Ltd

Retail Unit 2,  
Phoenix Way  
Portishead,  
Bristol, BS20 7GP

Tel 01275 774 224

sales@modelrailwaysdirect.co.uk

## Opening Hours

10am - 5pm  
Tuesday to Saturday  
Closed Bank Holidays



## ANY SCALE



**WOODLAND SCENICS®**  
The World Leader in Model Scenery



Fine Ballast £3.83 £4.50

WB70 Fine Ballast Iron Ore  
WB71 Fine Ballast Dark Brown  
WB72 Fine Ballast Brown  
WB73 Fine Ballast Buff  
WB74 Fine Ballast Light Grey  
WB75 Fine Ballast Grey  
WB76 Fine Ballast Cinders



Medium Ballast £3.83 £4.50

WB77 Medium Ballast Iron Ore  
WB78 Medium Ballast Dark Brown  
WB79 Medium Ballast Brown  
WB80 Medium Ballast Buff  
WB81 Medium Ballast Light Grey  
WB82 Medium Ballast Grey  
WB83 Medium Ballast Cinders  
WB94 Medium Ballast Grey Blend £7.02




Coarse Ballast £3.83 £4.50

WB84 Coarse Ballast Iron Ore  
WB85 Coarse Ballast Dark Brown  
WB86 Coarse Ballast Brown  
WB87 Coarse Ballast Buff  
WB88 Coarse Ballast Light Grey  
WB89 Coarse Ballast Grey  
WB90 Coarse Ballast Cinders



Earth Colours Undercoat £7.02 £8.25

WC1228 Liquid Pigment Undercoat Green  
WC1229 Liquid Pigment Undercoat Earth



Earth Colours £5.53 £6.50

WC1216 Liquid Pigment White  
WC1217 Liquid Pigment Concrete  
WC1218 Liquid Pigment Stone Grey  
WC1219 Liquid Pigment Slate Grey  
WC1220 Liquid Pigment Black  
WC1221 Liquid Pigment Raw Umber  
WC1222 Liquid Pigment Burnt Umber  
WC1223 Liquid Pigment Yellow Ochre



Coal £3.62 £4.25

WB92 Coal Mine Run  
WB93 Coal Lump



Fine Turf £2.93 £3.40

WT41 Fine Turf Soil  
WT42 Fine Turf Earth  
WT43 Fine Turf Yellow Grass  
WT44 Fine Turf Burnt Grass  
WT45 Fine Turf Green Grass  
WT46 Fine Turf Weeds




Coarse Turf £2.93 £3.40

WT60 Coarse Turf Earth  
WT61 Coarse Turf Yellow Grass  
WT62 Coarse Turf Burnt Grass  
WT63 Coarse Turf Light Green  
WT64 Coarse Turf Medium Green  
WT65 Coarse Turf Dark Green



Blended Turf £5.63 £6.50

WT49 Blended Turf Green Blend  
WT50 Blended Turf Earth Blend



Underbrush £4.28 £4.95

WFC134 Underbrush Olive Green  
WFC135 Underbrush Light Green  
WFC136 Underbrush Medium Green  
WFC137 Underbrush Dark Green  
WFC138 Underbrush Forest Green  
WFC139 Underbrush Forest Blend



Bushes £4.28 £4.95

WFC144 Bushes Olive Green  
WFC145 Bushes Light Green  
WFC146 Bushes Medium Green  
WFC147 Bushes Dark Green  
WFC148 Bushes Forest Green  
WFC149 Bushes Forest Blend



Clump Foliage £5.63 £6.50

WFC682 Clump Foliage Light Green  
WFC683 Clump Foliage Medium Green  
WFC684 Clump Foliage Dark Green



Foliage £4.28 £4.95

WF51 Foliage Light Green  
WF52 Foliage Medium Green  
WF53 Foliage Dark Green  
WF54 Foliage Conifer Green  
WF55 Foliage Early Fall Mix  
WF56 Foliage Late Fall Mix



Foliage Clusters £7.65 £9.00

WFC57 Foliage Clusters Light Green  
WFC58 Foliage Clusters Medium Green  
WFC59 Foliage Clusters Dark Green



Fine Leaf Foliage £13.05 £15.25

WF1130 Fine Leaf Foliage Dark Green  
WF1131 Fine Leaf Foliage Medium Green  
WF1132 Fine Leaf Foliage Light Green  
WF1133 Fine Leaf Foliage Olive Green  
WF1134 Fine Leaf Foliage Dead Foliage  
WF1135 Fine Leaf Foliage Fall Mix



Tree Armatures £11.91 £14.00

WTR1120 Deciduous Trees 3/4" to 2"  
WTR1121 Deciduous Trees 2" to 3"  
WTR1122 Deciduous Trees 3" to 5"  
WTR1123 Deciduous Trees 5" to 7"  
WTR1124 Pine Trees 2.5" to 4"  
WTR1125 Pine Trees 4" to 6"



Realistic Tree Kits £11.05 £13.00

WTR1111 Deciduous 3/4" to 3" Med Green  
WTR1112 Deciduous 3" to 7" Med Green  
WTR1113 Pine 2 1/2" to 6" Forest Green



Earth Colour Kit £13.95 £16.25

WC1215 Earth Colour Kit



Water

WC1206 E-Z Water £11.01 £12.95  
WC1211 Realistic Water £17.85 £21.00  
WC1212 Water Effects £12.54 £14.75



Lichen £8.29 £9.75

WL161 Lichen Spring Green  
WL162 Lichen Light Green  
WL163 Lichen Medium Green  
WL164 Lichen Dark Green  
WL165 Lichen Autumn Mix  
WL166 Lichen Natural



Field Grass £3.62 £4.25

WFG171 Field Grass Natural Straw  
WFG172 Field Grass Harvest Gold  
WFG173 Field Grass Light Green  
WFG174 Field Grass Medium Green



Flowering Foliage £2.98 £3.50

WF176 Flowering Foliage Yellow  
WF177 Flowering Foliage Purple



Adhesives & Accessories

WS190 Scenic Glue £6.38 £7.50  
WS191 Scenic Cement £6.89 £8.10  
WS192 Scenic Sprayer £3.62 £4.25  
WS194 Canister Shaker £3.62 £4.25  
WS195 Hob-e-Tac Adhesive £4.81 £5.65



WC1203 Plaster Cloth £8.29 £9.75

EXPORTS  
VAT  
FREE

FOR DELIVERIES OUTSIDE THE EU  
WE WILL AUTOMATICALLY DEDUCT  
VAT (20%) AND CALCULATE POSTAGE  
CHARGES AT CHECKOUT.

Prices valid for 28 days from magazine publication date and are valid for pre-orders made on or before this date; all items are subject to availability. All items are in stock or on order at time of producing advertisement, payment (except PayPal) will not be taken until items are dispatched. We regret that we are not able to accept cheques. Prices shown include VAT at 20%. Errors excepted.



## UK POSTAGE £3.99 FAST, SECURE DELIVERY

Next Day delivery £7.95. Highlands, Islands are subject to a surcharge for large items and parcels over 1.8kg. Some oversize items may have to be shipped by courier. Postage charges are per shipment.

\*Free UK Delivery excludes some areas including NI, Highlands & Islands



LIVE  
STOCK  
INFO





# MODEL RAILWAYS DIRECT

www.modelrailwaysdirect.co.uk

## Model Railways Direct Ltd

Retail Unit 2,  
Phoenix Way  
Portishead,  
Bristol, BS20 7GP

**Tel 01275 774 224**

sales@modelrailwaysdirect.co.uk

## Opening Hours


10am - 5pm  
Tuesday to Saturday  
Closed Bank Holidays



## OO GAUGE



# Track & Accessories



## Straight Track

R600	Standard Straight	£1.40	£1.20
R601	Double Straight	£2.20	£1.87
R603	Long Straight	£3.25	£2.77
R610	Short Straight	£1.15	.98
R618	Isolating Track	£6.10	£6.89
R620	Re-railer & Uncoupler	£5.15	£4.38



## Power

R602	Power Connecting Clip	£1.99	£1.70
R8242	Digital Connecting Kit	£2.99	£2.55
R8201	Track Link Wire Pack	£5.99	£5.10
R8206	Power Track	£5.99	£5.10
R8241	Digital Power Track	£5.99	£5.10



## Curved Track

R604	1st Radius Curve	£1.95	£1.66
R605	1st Radius Double Curve	£2.45	£2.09
R606	2nd Radius Curve	£1.65	£1.41
R607	2nd Radius Double Curve	£2.30	£1.96
R643	2nd Radius Half Curve	£1.45	£1.24
R608	3rd Radius Curve	£1.99	£1.70
R609	3rd Radius Double Curve	£2.65	£2.26
R8261	4th Radius Curve	£2.30	£1.87
R8262	4th Radius Double Curve	£3.10	£2.64
R628	Curve for use with Y Point	£2.15	£1.83




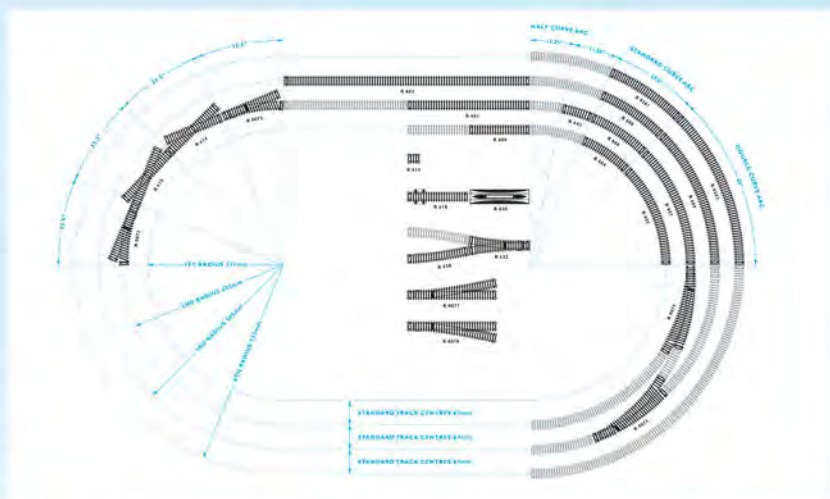
## Points & Crossings

R8072	Left Hand Point	£9.60	£8.16
R8073	Right Hand Point	£9.60	£8.16
R8074	Left Hand Curved Point	£14.85	£12.63
R8075	Right Hand Curved Point	£14.85	£12.63
R8076	Y Point	£10.65	£9.06
R8077	Left Hand Express Point	£14.85	£12.63
R8078	Right Hand Express Point	£14.85	£12.63
R614	Left Hand Diamond Crossing	£10.99	£9.35
R615	Right Hand Diamond Crossing	£10.99	£9.35



## Flexible Track

R621	Flexible Track	£3.20	£2.72
R8090	Semi-Flexible Track	£3.85	£3.28



## Level Crossings

R636	Double Level Crossing	£23.75	£20.19
R645	Single Level Crossing	£14.65	£12.46
R8259	Automatic Level Crossing	£16.99	£14.45



## Underlay

R626	Point Underlay Sheets (4)	£4.99	£4.25
R638	Underlay Roll (5m)	£12.45	£10.59



**Hornby R8223**  
Track Extension Pack C  
**£20.40 £23.99**  
You Save 15%



## Track Accessories

R207	Track Pins	£3.00	£2.55
R617	Uncoupling Ramp	£3.10	£2.64
R8087	Track Rubber	£2.45	£2.09
R8244	Uncoupler Unit	£3.15	£2.68
R910	Fishplates (12)	£2.49	£2.12
R920	Insulated Fishplates (12)	£1.55	£1.32



## Accessories

R083	Buffer Stop	£1.99	£1.70
R394	Hydraulic Buffer Stop	£6.25	£5.32
R537	Trackside Fence	£8.50	£7.23
R574	Trackside Accessories	£15.45	£14.93



**Hornby R8217**  
**Hornby TrakMat**  
Does not include track, train or accessories  
**£12.75 £14.99**  
You Save 15%



**Hornby R8224**  
Track Extension Pack D  
**£31.45 £36.99**  
You Save 15%



## Inclines

R658	Incline Piers	£14.99	£12.75
R659	High Level Piers	£8.99	£7.65
R660	Trackside Wall Set	£26.99	£22.95
R909	Elevated Track Support Set	£10.20	£8.67




## Signals

R169	Home Junction Signal	£12.99	£10.40
R170	Distant Junction Signal	£12.99	£10.40
R171	Home Single Signal	£9.99	£8.00
R172	Distant Single Signal	£9.99	£8.00
R406	Colour Light Signal	£24.99	£20.00



**Hornby R8221**  
Track Extension Pack A  
**£12.75 £14.99**  
You Save 15%



**Hornby R8225**  
Track Extension Pack E  
**£17.00 £19.99**  
You Save 15%



## Bridges & Viaducts

R180	3 Arch Viaduct	£21.99	£17.60
R189	Brick Bridge	£9.99	£8.00
R499	River Bridge	£18.99	£15.20
R657	Girder Bridge	£16.99	£13.60
R8008	Grand Suspension Bridge	£52.99	£42.40



## Turntable

R070	Electrically Operated Turntable	£74.99	£63.75
------	---------------------------------	--------	--------



**Hornby R8222**  
Track Extension Pack B  
**£21.25 £24.99**  
You Save 15%



**Hornby R8226**  
Track Extension Pack F  
**£21.25 £24.99**  
You Save 15%

**EXPORTS  
VAT  
FREE**

FOR DELIVERIES OUTSIDE THE EU  
WE WILL AUTOMATICALLY DEDUCT  
VAT (20%) AND CALCULATE POSTAGE  
CHARGES AT CHECKOUT.

Prices valid for 28 days from magazine publication date and are valid for pre-orders made on or before this date; all items are subject to availability. All items are in stock or on order at time of producing advertisement, payment (except PayPal) will not be taken until items are dispatched. We regret that we are not able to accept cheques. Prices shown include VAT at 20%. Errors excepted.



**UK POSTAGE £3.99**  
**(Flexible Track £7.95)**

**FAST, SECURE DELIVERY**

Next Day delivery £7.95. Highlands, Islands are subject to a surcharge for large items and parcels over 1.8kg. Some oversize items may have to be shipped by courier. Postage charges are per shipment.



**LIVE  
STOCK  
INFO**





# Turntable

Fitting a motorised turntable used to be fraught with difficulty for many but ADM Turntables' indexing drive turntable changes that significantly.

**MIKE WILD** shows how to install it in detail.





# Installation

## ADM TURNTABLES

<b>Product:</b>	Indexing drive turntable
<b>Price:</b>	£410
<b>Scale:</b>	'OO' and 'N'
<b>Website:</b>	<a href="http://www.admturntables.co.uk">www.admturntables.co.uk</a>
<b>Phone:</b>	01933 411127

**'Western' D1000 Western Enterprise idles on the turntable as it turns to the exit road. With DCC and ADM's turntable drive system power is continuously fed to the turntable track meaning sound and lights can remain on through its circuit.**



**I**F YOU HAVE STEAM LOCOMOTIVES and a depot chances are you will need or at least want a turntable. These functional devices were a feature of all larger steam depots with only the smallest branch line sheds being devoid of one.

They were built to turn locomotives so they could run boiler first at the head of trains – tender first running being avoided in main line situations wherever possible. There are many famous photographs of depot turntables in use including those at Nine Elms depot on the Southern Region with the distinctive high rise flats behind as well as internal turntables such as that at York shed on the North Eastern Region.

For *Hornby Magazine's* 24hr challenge projects (HM106) we had the pleasure of installing and working with ADM Turntables' impressive indexing drive turntable. That provided an overview to the project, but as a subject in its own right we couldn't miss the opportunity to showcase this superb piece of model engineering.

## INSTALLATION

ADM's turntable system takes all the fuss and hassle out of installing this type of feature. It comes ready assembled with the full indexing drive system bolted to a Peco 70ft turntable by the manufacturer. ADM also supplies a very useful adapter kit, at extra cost, which consists of a 12mm MDF base with the centre cut out for the Peco turntable. Better still, it includes a secondary ring which allows the turntable to be lowered out for future detailing or maintenance if required. 'OO' gauge is the main source of interest for the ADM system, but it is also available for 'N' gauge using the Peco turntable kit on top.

How does it work? Underneath the turntable is a sophisticated system consisting of a precision motor and belt drive setup which gives the ADM turntable absolute accuracy. It offers more than 2,400 steps which can be custom set to allow the turntable to stop at different track positions around its circumference. Better still, and especially for Digital Command Control (DCC), it offers power throughout its turning circle – something the Peco turntable can't do in stock form. For DCC it also has a built in polarity change, so it always corrects the supply to match the direction of travel making wiring 100% straightforward.

Installation couldn't be simpler with the adapter ring. A square hole needs to be cut out of the baseboard surface to accept the adapter which can then be slotted into place. It will need support for which we built a sub-frame within the baseboard for this purpose.

Having installed this the turntable slots in from above and rests on three adjustable supports, each of which has a round foot added on top for better seating. These three supports are fully adjustable to allow the turntable to sit at

## WHAT'S IN THE BOX

- Indexing drive turntable system connected to Peco 70ft turntable
- Keypad operated handset
- Cat 5 cable (2m) to connect handset to turntable
- 12v transformer to operate turntable drive system
- Instruction sheet
- Peco turntable kit box with extras including handrails, track supports and grids

exactly the right height for the trackbed above.

With the turntable installed connecting it to the power supply and control handset is straightforward. A separate power supply is needed to operate the turntable drive, supplied with the ADM product, and a track feed needs to be connected. The control handset can be supplied for panel mounting or in a separate box to make it a handheld device. It connects to the turntable via a Cat 5 cable – also supplied with the turntable by ADM.


## GET SET, GO...

As delivered the Peco turntable comes without railings or detail fittings, but ADM gives each customer all the spares from each kit for fitting after purchase. This is good as it avoids damage to the small details during transport, installation and setup.

Having positioned the turntable, connected it and laid a fan of tracks to it the next step is to programme the indexing system to remember the position of every track around the turntable. Our build has 12 positions in total and these can be at any position around the turntable as you instruct it as to where you want it to stop.

Programming is simple. Press the full point button on the handset to get started, then the GO button and follow the on screen instructions. The turntable is configured with Head and Tail positions. As supplied a yellow sticker marks the Head end of the turntable and this is where to start with programming. Having worked through the Head positions you then work through the Tails, the whole process taking around 30 minutes for the 12 tracks of our depot scene. Happily though, this doesn't need to be done again – once stored the indexing drive system remembers all of these positions every time you want to use it.

ADM Turntables' indexing drive system takes all the guesswork out of turntable operation. It isn't a budget product, but for its price it offers a huge amount of operational value and performance. And just think - how good will your locomotives look being positioned into a depot via a turntable which works just as well as today's quality ready-to-run locomotives?

This is a truly excellent product and our step by step guide explains in detail how we installed it in the depot scene. 



## STEP BY STEP INSTALLING ADM TURNTABLES' INDEXING DRIVE TURNTABLE

**1**

First an opening needs

to be made for the ADM adapter kit. This is much simpler than installing a Peco turntable as the hole required is square – not round. Using a pencil draw around the adapter, drill a 10mm hole in one corner and cut out the aperture with a jigsaw.



**2**

The adapter can now be lowered into place to check it fits the aperture. This image shows the adapter from below in the baseboard top before any supporting timbers were fitted.


**3**

With the baseboard top now supported by a frame underneath, a secondary sub-frame was built to support the turntable adapter using the same 69mm x 18mm planed timber as the main frame. This was set 3mm lower to allow the 12mm MDF of the adapter to sit flush with the 9mm plywood deck of the baseboard.




**4**

Having checked the height of the adapter and set it in place we used 4.0 x 30mm twin thread wood screws to secure it to the sub-frame completing this part of the build process.



**5**

The ADM turntable unit comes pre-built and tested from the manufacturer and ready to install. No assembly is required other than adding the handrails and grids to the turntable itself.



**6**

To hold the turntable in the adapter ring there are three supports, each of which is fully adjustable. Separate 'feet' are supplied to stand on top of the support bolts giving a firm mounting location for the turntable. Note also the lip in the MDF to support the edge of the Peco turntable well.



**7**

The turntable is then lowered through the aperture in the adapter ring at a 45° angle with the longest length going in first. Be sure to check that the drive system doesn't foul the position of any of the three supports underneath.



**8**

Next we mocked up the building arrangement for the depot to give us a direction for tracklaying. This shows the turntable in context with the wider plan for the layout.

**9**

Tracklaying comes next. We used Peco code 75 track throughout and the adapter sleepers from the Peco kit to support them where they meet the turntable rails. For best operation feathering the shape of the track ends with a flat needle file is recommended.



**10**

Once all the tracks had been laid to the turntable we were ready to start the programming process with the handset.







To begin the programming process press the full point button on the handset first. Then follow the on-screen instruction to press the GO button.



The first level of programming is to establish the Head positions of the turntable – the drive system being configured to recognise the Head and Tail end of the turntable deck. As supplied this is marked by a yellow dot. To move on to programme the Head positions press 1 on the keypad.



The screen will now say 'Set Head Track Head = H01'. This means that it is ready to programme the position of the track that will become No. 1. Press the GO button to confirm.



Now we need to set up the position of Head track 1. We started by inputting 50 steps as the distance for the turntable to move. This is achieved by pressing the FWD key which rotates the turntable by the amount entered. It may take a bit of adjustment to find the perfect position.



To finalise the turntable position move it forward one step using the FWD key, then set it back one step using the REV key. This provides the most accurate alignment.



With track 1 set, we can now move onto track 2 and repeat the process all around the turntable.




With all the Head positions set we can move on to check the Tail positions for each track. Returning to the menu, press 2 on the keypad to enter this stage of programming.



The display will now say 'Check Tail Track Tail = T01'. Press GO and follow the instructions to adjust the turntable's alignment using the FWD and REV keys on the handset. Press GO to store the position and repeat for all other locations.



Programming done, it's time to detail the turntable. We dry-brushed the deck with two shades from the Lifecolor range consisting of Cold Wood base colour (UA717) and Dark Wooden Stock (UA729) to bring out the grain of the plastic moulding. Around the edges Redutex engineering brick self-adhesive embossed brick sheet was cut to shape and fixed in place. The turntable well has been painted with Humbrol grey primer (No. 1).



The well floor was weathered with DCC Concepts limestone and white weathering powders, taking care to avoid getting them on the copper ring in the centre.



The railings were painted with Lifecolor Roof Dirt (UA722) and fixed in place with superglue while the grids were also added, fixed in place with the same medium.



With the detailing done and the turntable railhead painted with Roof Dirt, the model is complete and ready for service. The indexing system means that alignment is accurate every time a locomotive moves onto the turntable.



# Loch Dhu **PART SIX** DISTILLERY

In the latest instalment of *Hornby Magazine's* micro project layout, **NIGEL BURKIN** adds details including fascia and backdrops.



A minimalist scene such as the interchange siding can be a compelling one to model. It was the first scene of the layout to approach completion. Various details such as telegraph poles, a bothy and a lamppost were added to the scene to check its composition.



**H**OW CAN YOU ENJOY A LONGER operating length from a layout that occupies a mere eight square feet in a 4ft x 2ft scenic package? One solution to the limited operating potential of micro-layouts is to create a double sided design with a dividing backdrop. This halves the depth of the scenes but doubles the scenic frontage. The challenge in this layout format is in creating believable railway scenes in a narrow area.

It is this layout concept which has been applied to Loch Dhu Distillery. Two scenes are the result: an interchange between the distillery branch and main line railway and the distillery yard itself. There is little room for neutral space in such a concept: every square inch of layout has to work. This calls for a high degree of subtle detailing – the trick is not to overdo it!

This phase of construction takes the layout from flat baseboard to a layout ready for structures and scenery. The backdrop and front fascia boards were fitted together with fabrication of light boxes. Work then began on creating the scenes, starting with the main line interchange. How can you make two turnouts and a single siding appear interesting? This article also looks at creating

the interchange scene with minimalist detailing. Sometimes, less really is more!

The layout plan focuses on completing the main line to branch line interchange scene first. Scenes do not have to be uniform in depth along the length of the layout but can be slightly wedge shaped to help provide more space for key features such as the distillery buildings. The plan situates the exchange siding scene with its bothy and ground frame diagonally opposite to the distillery buildings. By angling the backdrop across the layout, more room is provided for both without taking anything away from either scene.

The construction of the backdrop board was quite simple: two pieces of 3mm hardboard supported by a frame of 20mm x 44mm planed timber making it strong and rigid. The result is a backdrop 26mm thick with a finished top edge which adds to the quality of construction. The end boards were of similar construction resulting in a strong scenic baseboard with uprights to support lighting boxes and strength to protect scenery and structures.

To add visual interest, the fascia boards on both sides of the layout were cut with an undulating profile to match the topography at the front of the layout and

## MATERIALS

- » Express Models telegraph poles
- » Express Models yard lamp
- » Wills SSMP202 dressed stone
- » Wills SS57 Vari-girder plate girder panels
- » Slaters 0419 stone courses embossed plastic card
- » 40thou, 60thou and 80thou white plastic card
- » Woodland Scenics B76 fine cinders ballast
- » Woodland Scenics C1203 plaster cloth
- » Woodland Scenics C1201 lightweight 'Hydrocal'
- » Basic brown poster paint
- » Vallejo Model air paints including dark earth, German green, hemp, US grey, grey base coat and khaki
- » Railmatch acrylic paint including matt white, roof dirt and worn tarmac
- » Tamiya acrylic paint including deck tan, medium grey and buff
- » Tamiya acrylic paint thinners
- » Phoenix Precision P977 track colour
- » CA glue including Zap-a-Gap and Vital Bond plastics glue
- » Plastic Weld liquid poly cement
- » Squadron white filler

to make them appear more interesting. It has the effect of making the layout appear longer than it really is. The fascia boards are not structural and can be made from tempered hard board or thin plywood.

## BRIDGES AND RETAINING WALLS

On a narrow layout scene, an impression of depth can be achieved by using vertical structures, embankments, retaining walls and bridges. In a similar manner to the prototype Dailuaine Siding on the Spey Valley line, a road at the top of an embankment is located to the rear of the interchange scene with the branch line disappearing under it at a sharp angle.

The bridges were detailed with Wills dressed stone sheet (SSMP202) which is, in common with most Wills brick and stone sheets, moulded rather than embossed.

The wing walls and piers are of substantial stone construction whilst the parapet is composed of railings represented with etched railings strengthened with a top rail of 20thou x 40thou plastic strip.

The part of layout building I most enjoy was finally reached during this phase of construction. Track colouring was completed before ballasting bar a little individual colour application to some individual sleepers. »





## BALLASTING

I chose to use Woodland Scenics fine cinders ballast (B76) for the layout. Fine rather than the more usual medium size was chosen because some photographs suggest that the ballast at the Dailuaine Siding was dark; fine in appearance and clearly of considerable age!

Once laid, the ballast on Loch Dhu Distillery would be weathered down with some brown hues in the form of acrylic paint washes to add some much needed variation in colour without losing the run-down appearance of the location. Some weeds and encroaching grass would further add to the neglect.

A small bothy for the shunter was constructed from styrene card and given an exterior face of vertical planking. Studying photographs of Dailuaine Siding, I noted that telegraph poles are a prominent feature, albeit short poles with about three or four short arms. They could be modelled using the Ratio Models telegraph poles (452), suitably cleaned up and modified. However, I have a liking for the Express Models telegraph pole range and four were test fitted to the layout to see how they would work in the interchange scene.

Another Express Models product stashed away in my spares box was a yard lamp with a wooden pole and shade. This was located beside the bothy for those dark winter evenings when the shunter was hard at work.

A simplified telegraph pole was added to the location using parts from an Express Models pole together with an equipment box and an oil drum to further detail the scene. A Wills ground frame together with associated point rodding will complete this area adding a welcome collection of railway detail to bring it to life – a project which will be featured in a separate article.

The layout is designed to be portable and with that comes the opportunity to display

it at shows. With that in mind, I included uprights in each corner of the baseboard to support a lighting box for both scenes. The boxes themselves are of simple construction: 6mm plywood braced with planed timber and fitted with an angled piece of hardboard on the inside. This will be fitted with two rows of LED strip which will be more than sufficient to illuminate both layout scenes.

## WHAT'S NEXT?

There is rarely linear progression in the building of a layout and many tasks are undertaken concurrently. The interchange scene was not put together without work being done to the distillery side of the layout.

During this phase of construction, work was started on the distillery scene including retaining walls, culverts and planking of the track in the distillery yard. The buildings will follow, including the engine shed, bonded warehouses, kiln room, malting house and the still room. The project is nearing completion except for some of the fine detailing which could take a considerable amount of time, including the acquisition of a great number of casks and the building of some additional rolling stock. [Jenna](#)

### LAYOUT CONSTRUCTION MATERIALS

- 3mm hardboard
- 6mm plywood
- PVA wood glue
- 20mm x 44mm planed timber
- 18mm x 44mm planed timber
- A variety of countersunk wood screws
- Polycell multi-purpose filler
- Grey household satinwood paint for fascia boards
- Sandpaper



The interchange side of the layout with completed lighting box and fascia board. The mid-grey paint creates a shadow box to focus attention on the scene itself. There will be little embellishment of the layout fascia or lighting box to detract from the layout scenes themselves.

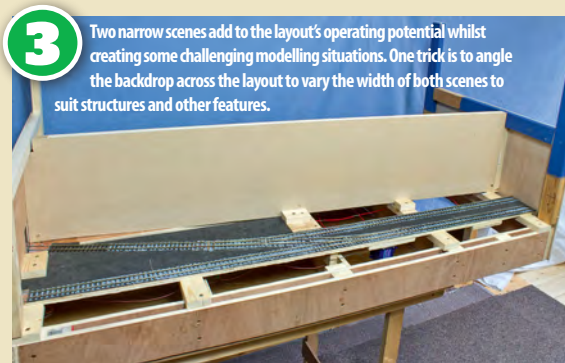
## STEP BY STEP LOCH DHU SCENERY DEVELOPMENT



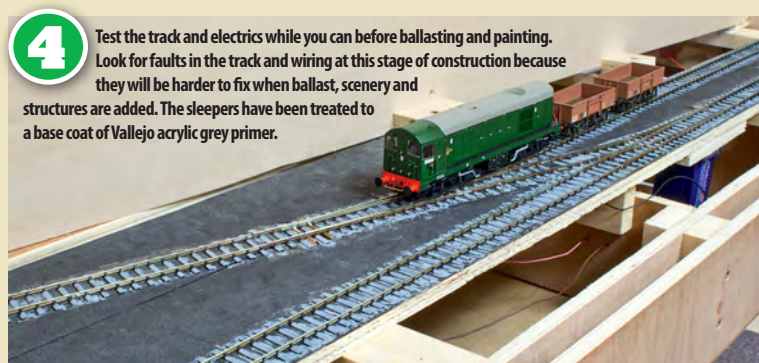
- 1** Organised chaos reigned at the start of this phase of construction. Small layouts can be awkward to finish quickly because of the space constraints. Little and often is the best way to progress the layout.



- 2** A backdrop composed of two sheets of hardboard supported by a planed timber frame separates the main line interchange from the distillery yard, making the layout double sided with two separate scenes.




- 3** Two narrow scenes add to the layout's operating potential whilst creating some challenging modelling situations. One trick is to angle the backdrop across the layout to vary the width of both scenes to suit structures and other features.



- 4** Test the track and electrics while you can before ballasting and painting. Look for faults in the track and wiring at this stage of construction because they will be harder to fix when ballast, scenery and structures are added. The sleepers have been treated to a base coat of Vallejo acrylic grey primer.





Intermediate  
Beginner **SKILL LEVEL** Advanced

5



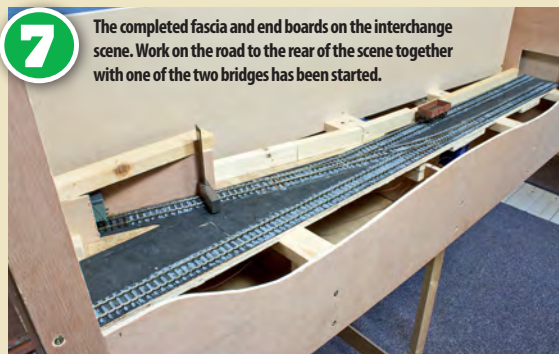
Fascia boards were cut from 6mm plywood and fitted using countersunk screws. The top edge was profiled to match the layout topography, adding visual interest to the layout.

6



Use a countersink bit to recess the retaining screws for a neater finish to the fascia. The holes can be filled if desired.

7



The completed fascia and end boards on the interchange scene. Work on the road to the rear of the scene together with one of the two bridges has been started.

8



Care was taken with clearances for the bridges - not too low but with a reasonably tight clearance common for this type of railway.



## STEP BY STEP LOCH DHU SCENERY DEVELOPMENT




9

Offcuts of planed timber are used to support the bridge structures which were made of plywood and hardboard. The low retaining wall was supported with lengths of planed timber before being built up of plastic card and embossed stone card.



10

Offcuts of hardboard formed the embankment supporting the road. It was glued in place with a glue gun to save time. The board was subsequently covered in plaster cloth.



11

The low embankment to the front of the interchange scene was built up from a cardboard lattice – a cheap and effective way of creating topographic features.



12

A progress shot showing how the simple interchange scene is taking shape, with bridges being used to disguise the exits to the fiddle yard.

13

Completing the hardshell landscaping to the front of the layout. Masking tape is applied over the card lattice to protect it from the damp plaster cloth.



14

Plaster cloth application has been completed as far as possible, together with the stone retaining wall which has been faced with Slaters embossed stone plastic sheet.

15

Colouring of scenic features follows including stonework and the track itself which must be completed before the scene is ballasted. A mixture of Vallejo acrylic paints was used to create weathered and bleached sleeper colours to represent a run-down railway.





The interchange scene has developed with the bothy and associated details. I was keen to avoid over-detailing this area of the layout. This minimalist scene will hopefully be compelling even after the addition of a ground frame, point rodding and a member of ground staff. Ballasting followed the placing of the various scenic elements.



- 16** Light grey is an invaluable colour for creating bleached effects on wooden sleepers. I used a variety of greys including some of the Tamiya acrylic range dry-brushed along the sleeper tops. At this point, the first washes of grey and rust colours had been applied to stonework to build up a good depth of stained granite-grey colour.



- 17** This view shows the completed bridges and wing walls which were in the process of being painted. Even with the use of quick drying acrylic paint from the Railmatch, Vallejo and Tamiya ranges, the colouring of the stone and sleepers took some time to complete.



- 18** It is certainly worth taking your time over layout colouring and remember that less is often more. Use really thin paint washes over the base coat of paint to build up the desired effect. In the meantime, after extensive testing which showed that the locomotive would be reliable, the distillery 'Pug' has had its cab roof glued in place and awaits lining and spot varnishing.



- 19** During this phase of construction work was undertaken to the distillery yard scene involving fascia boards, backdrops and timbering of areas of the track so as not to impede the movement of rolling stock.





# Is it time for a

Ian Martin's letter in HM107 prompted a huge mailbag about the use of special effects



**W**HILE READING the May 2016 issue I noticed the letter from Ian Martin regarding the doctoring of pictures with fake smoke exhausts from steam locomotives. I'm afraid I fall into the 'no smoke' camp. As a modeller I like to look at the pictures of the excellent layouts in your magazine to see how other likeminded people have built their layouts, how they have weathered their stock or painted their backscene. Some of this detail can be covered up with this added smoke.

We know that these are models and therefore produce no smoke. Where do we draw the line? Why do pictures of diesels not have clouds of 'clag'

coming from their exhausts? Why are carriages not shrouded in mists of steam from pipe joints?

Please keep the excellent pictures but get rid of the embellishments, although I am certainly not averse to removing busy backgrounds from pictures to concentrate the eye on the model itself.

**Andy Mitchell, by e-mail.**

I couldn't agree more with Ian Martin on the subject of smoke in photographs of models. Far from enhancing the images it detracts from them greatly. Keep it real.

**Christopher Ness, Sheffield.**

I fully agree with Ian Martin regarding the annoying smoke effects used in your images. In most cases, the grey/black smudges look totally unrealistic. A further irritation is that these smoke effects sometimes obscure details in the background of the photographs - details that we modellers often like to see. In short, please don't do it just because you can.

**Tony Gwynne, Bournemouth.**

I read the article in a recent edition about whether or not to keep adding smoke to your pictures. I personally think that the addition of smoke to the pictures adds a

## DCC is great for smartphone users

Your features in HM107 on Digital Command Control (DCC) were very interesting. I re-entered railway modelling five years ago at the age of 50. Being slightly 'techy', DCC was the only way to go.

I decided upon the Roco Z21 - whilst it is above the maximum price point quoted, it is ideal for beginners, provided you have access

to a smartphone or iPad, which many do. Rather than remembering numbers, the control interface has pictures of the locomotives - not an issue for some I appreciate but we have a number of similar models and I am forgetful!

Equally, control of all locomotive/sound functions are available as icons on the control page. Seemingly, any

number of users/controllers can be used - ideal if you have friends round!

If anyone is considering DCC and has a smartphone, it would be worth taking a look. It is worth noting that documentation and support are not great, but it isn't too difficult to work out.

**Mark Riches, by e-mail.**



# 'smoking' ban?

to create smoke on some layout features. Here are just some of the responses...



great deal and brings additional realism.

To my mind, the whole purpose of railway modelling is to create a miniature facsimile of the real thing and often we add smoke generators to our locomotives which aren't actually generating smoke from coal, it's make believe. So why not seek to do the same when making photographs of the same. It's all part of the great diversity of this hobby. Also if doing so opens up a new avenue in the hobby then likelihood is that it will continue and grow.

I am too young to have experienced real steam engines in operation on main lines, so I really enjoy the images in *Hornby Magazine*.

Thank you for an excellent publication and please continue to seek new ways to demonstrate and publicise our hobby.

**Dave Coleman, Gloucester.**

I have just finished a first read through of the May *Hornby Magazine* – excellent as usual! You asked for views on added smoke in shots of steam models. My view is "yes!" The smoke enhances the sense of reality and puts the locomotive in its proper, smoky, context.

You might have featured a 'tutorial' before on how to create the impression of smoke using software. However, I would

like know how the effect is achieved both for my railway and 1:1,200 scale waterline warships, some of which would look great in photographs with gunfire and smoke too.

**Jeff Stevenson, by e-mail.**

I fully agree with your correspondent in HM107 regarding the smoke effects on steam locomotives. These effects add nothing to the pictures and only go to show that the images have been doctored. Leave it out and show us the pictures as they really are – after all this is what we see when we watch a model railway.

**Richard Foot, by e-mail.**

## Are collectors favoured over modellers?

Whilst browsing a magazine shelf in a supermarket back in 2012 I came across HM65. On the front cover was the Bachmann 'OO' Blue Pullman review and my purchase of the magazine led to a regular subscription and revival of my interest in model railways.

After reading the review on the Blue Pullman I decided my first foray back into the hobby would include a set. Being retired my budget is limited so I began saving the £349.99 cost only to find that once I had the funds it had been sold out. I contacted Bachmann but it

had no intention of a re-release at the time. Imagine my joy at finding it is to be released again this year and I duly pre-ordered a set.

My joy was short lived when Bachmann released the new price of £599.95 – an increase of £250. If I start saving again I doubt there will be any stock left by the time I have enough funds to buy one and I have therefore reluctantly had to cancel my order. It feels like Bachmann has abandoned your average modeller for the high end collector.

**Mike Osborn, by e-mail.**

## PRAISE FOR KERNOW FROM AFAR

I wish to express my grateful thanks to a supplier I felt went over and above what would be reasonably expected.

On a Friday I called Kernow Model Rail Centre (KMRC) and placed an order for items of rolling stock, some of which were not listed in its advert. The call was made at 2.00pm and nothing special was requested for delivery. Imagine my surprise when the next day, Saturday, the postman delivered the parcel!

Thank you very much for the great service, it is greatly appreciated.

**Ian Malcolm, Harlow.**



## LOOK OUT FOR THE BARGAIN PRICES HIGHLIGHTED IN YELLOW!

### KMRC LIMITED EDITIONS IN STOCK HIGHLIGHTED IN BLACK!

#### DI MODELS OO GAUGE STEAM LOCOMOTIVES

K2056 2-4-0WT Beattie Well Tank Steam 30587 BR Black L/C...	£109.99
K2056DC 2-4-0WT Beattie Well Tank Steam 30587 DCC Fitted £129.99	
K2058 2-4-0WT Beattie Well Tank Steam 30585 BR Black E/E...	£109.99
K2058DC 2-4-0WT Beattie Well Tank Steam 30585 DCC Fitted £129.99	

#### BACHMANN OO STEAM LOCOMOTIVES

36-505 L-Z Command Dynamics Digital Control Unit...	£122.50
36-507 L-Z Command Dynamics Handset...	£42.99
36-508 L-Z Command Dynamics Pro Box...	£139.99
36-509 L-Z Command Dynamics Wireless Receiver...	£144.99
36-561 Bachmann Accessory Decoder...	£39.99

#### BACHMANN OO STEAM LOCOMOTIVES

25-2014 Silver Anniversary Set with 'Silver Jubilee' & Class 47...	£214.99
30-080 The Western Wanderer Train Set...	£89.99
30-325 Ambulance Train Pack...	£144.99
30-325 Shakespeare Express Train Pack...	£169.99
30-325 The Railway Children Train Pack...	£169.99

#### 31-003A Robinson Class 04 No. 6184 LNER Black...

#### 31-004A Robinson Class 04 No. 6182 BR Black, whtd, NEW £119.99

#### 31-065 3200 Earl Class 4-4-0 9022 BR Black E/E...

#### 31-066 3200 Earl Class 4-4-0 9017 BR Black E/E...

#### 31-068 3200 Earl Class No. 9028 BR Black E/E...

#### 31-069 3200 Earl Class No. 3214 GWR Green...

#### 31-128 3000 ROD 2-8-0 No. 3036 BR Black E/E, weathered...

#### 31-138 Class (H112) No. 62682 'Playstone of Buckland' BR...

#### 31-167 LVR 2-4-2 Tank No. 30174 LMS Green...

#### 31-168 LVR 2-4-2 Tank No. 10713 LMS Crimson...

#### 31-169 LVR 2-4-2 Tank No. 50705 BR Lined Black E/E...

#### 31-188 Jubilee No. 45565 'Victoria' BR Lined...

#### 31-204 Patriot Class No. 3301 'Sir Frank Lee' LMS...

#### 31-214 Patriot Class No. 45538 'Gleadowick' BR E/E...

#### 31-433 Midland Class 1F No. 1739 LMS Black Open Cab, NEW £81.99

#### 31-434 Midland Class 1F No. 41 803 BRITISH RAILWAYS, NEW £81.99

#### 31-435 Class 0-6-0 No. 1294 Southern Railway Black...

#### 31-462A C Class 0-6-0 No. 31227 BR Black E/E...

#### 31-480 GZA No. 9376 LMS Black with ender Black Cab, NEW £114.99

#### 31-481 GZA No. 49106 BR Black E/E, weathered, NEW £114.99

#### 31-528A A2 No. 60529 'Pearl River' BR Green L/C...

#### 31-529 A2 No. 60534 'Irish Elegance' BR Green L/C...

#### 31-530 A2 No. 526 'Sugarcane' LNER Green...

#### 31-531 Class A2 No. 60536 'Tirumoh' BR Green E/E...

#### 31-628A Class 3F 0-6-0 No. 43257 BR Black E/E...

#### 31-635A Class 3F 0-6-0 No. 6957 BR Black E/E...

#### 31-782 Modified Hall No. 6957 'Thirlestane Hall' BR whtd, £114.99

#### 31-783 Modified Hall No. 7904 'Toumains Hall' BR whtd, £114.99

#### 31-881 Midland Class 4F No. 43875 BR, Johnson/Delley weathered...

#### 31-931 Midland 4-4-0 Compound No. 1189 LMS Black...

#### 31-933 Midland 4-4-0 No. 41517 BR Lined Black L/C...

#### 31-980 Standard Class 3MT No. 82020, BR Green, weathered £118.99

#### 31-981 Standard Class 3MT No. 82021, BR Lined Black L/C, £110.99

#### 32-084 Class 56XX No. 6677, GWR Green...

#### 32-085 Class 56XX No. 6698, BR Black E/E...

#### 32-131 Class 45XX Frame Tank No. 4539 Great Western...

#### 32-227B Fowler Class 3F 0-6-0 Jinty No. 7341 LMS Black...

#### 32-233 Fowler Class 3F 0-6-0 Jinty No. 7341 LMS Black...

#### 32-235 Fowler Class 3F 0-6-0 Jinty No. 476731 BR, weathered £81.99

#### 32-508 Standard Class SM1 73049 BR Green L/C, H11 Tender, £105.99

#### 32-509 Standard Class SM1 73109 BR Black E/E, BR1B Tender, £105.99

#### 32-580 Fairbank 2-6-4 Tank No. 2278 LMS, weathered, £106.99

#### 32-581 Fairbank 2-6-4 Tank No. 2278 LMS, weathered, £106.99

#### 32-582 Fairbank 2-6-4 Tank No. 2278 LMS, weathered, £106.99

#### 32-583 Fairbank 2-6-4 Tank No. 2278 LMS, weathered, £106.99

#### 32-584 Fairbank 2-6-4 Tank No. 2278 LMS, weathered, £106.99

#### 32-585 Fairbank 2-6-4 Tank No. 2278 LMS, weathered, £106.99

#### 32-586 Fairbank 2-6-4 Tank No. 2278 LMS, weathered, £106.99

#### 32-587 Fairbank 2-6-4 Tank No. 2278 LMS, weathered, £106.99

#### 32-588 Fairbank 2-6-4 Tank No. 2278 LMS, weathered, £106.99

#### 32-589 Fairbank 2-6-4 Tank No. 2278 LMS, weathered, £106.99

#### 32-590 Fairbank 2-6-4 Tank No. 2278 LMS, weathered, £106.99

#### 32-591 Fairbank 2-6-4 Tank No. 2278 LMS, weathered, £106.99

#### 32-592 Fairbank 2-6-4 Tank No. 2278 LMS, weathered, £106.99

#### 32-593 Fairbank 2-6-4 Tank No. 2278 LMS, weathered, £106.99

#### 32-594 Fairbank 2-6-4 Tank No. 2278 LMS, weathered, £106.99

#### 32-595 Fairbank 2-6-4 Tank No. 2278 LMS, weathered, £106.99

#### 32-596 Fairbank 2-6-4 Tank No. 2278 LMS, weathered, £106.99

#### 32-597 Fairbank 2-6-4 Tank No. 2278 LMS, weathered, £106.99

#### 32-598 Fairbank 2-6-4 Tank No. 2278 LMS, weathered, £106.99

#### 32-599 Fairbank 2-6-4 Tank No. 2278 LMS, weathered, £106.99

#### 32-600 Fairbank 2-6-4 Tank No. 2278 LMS, weathered, £106.99

#### 32-601 Fairbank 2-6-4 Tank No. 2278 LMS, weathered, £106.99

#### 32-602 Fairbank 2-6-4 Tank No. 2278 LMS, weathered, £106.99

#### 32-603 Fairbank 2-6-4 Tank No. 2278 LMS, weathered, £106.99

#### 32-604 Fairbank 2-6-4 Tank No. 2278 LMS, weathered, £106.99

#### 32-605 Fairbank 2-6-4 Tank No. 2278 LMS, weathered, £106.99

#### 32-606 Fairbank 2-6-4 Tank No. 2278 LMS, weathered, £106.99

#### 32-607 Fairbank 2-6-4 Tank No. 2278 LMS, weathered, £106.99

#### 32-608 Fairbank 2-6-4 Tank No. 2278 LMS, weathered, £106.99

#### 32-609 Fairbank 2-6-4 Tank No. 2278 LMS, weathered, £106.99

#### 32-610 Fairbank 2-6-4 Tank No. 2278 LMS, weathered, £106.99

#### 32-611 Fairbank 2-6-4 Tank No. 2278 LMS, weathered, £106.99

#### 32-612 Fairbank 2-6-4 Tank No. 2278 LMS, weathered, £106.99

#### 32-613 Fairbank 2-6-4 Tank No. 2278 LMS, weathered, £106.99

#### 32-614 Fairbank 2-6-4 Tank No. 2278 LMS, weathered, £106.99

#### 32-615 Fairbank 2-6-4 Tank No. 2278 LMS, weathered, £106.99

#### 32-616 Fairbank 2-6-4 Tank No. 2278 LMS, weathered, £106.99

#### 32-617 Fairbank 2-6-4 Tank No. 2278 LMS, weathered, £106.99

#### 32-618 Fairbank 2-6-4 Tank No. 2278 LMS, weathered, £106.99

#### 32-619 Fairbank 2-6-4 Tank No. 2278 LMS, weathered, £106.99

#### 32-620 Fairbank 2-6-4 Tank No. 2278 LMS, weathered, £106.99

#### 32-621 Fairbank 2-6-4 Tank No. 2278 LMS, weathered, £106.99

#### 32-622 Fairbank 2-6-4 Tank No. 2278 LMS, weathered, £106.99

#### 32-623 Fairbank 2-6-4 Tank No. 2278 LMS, weathered, £106.99

#### 32-624 Fairbank 2-6-4 Tank No. 2278 LMS, weathered, £106.99

32-532	Class 55 Deltic No. 55 007 "Pinz" weathered	£113.99
32-680	Class 45 Diesel No. 45 036 BR Blue	£101.99
32-681	Class 45 Diesel No. 1108 BR Green, weathered	£110.99
32-784	Class 37/0 No. 37 242 Mainline Blue, weathered	£106.99
32-786	Class 37/0 No. 37 374 EWS, weathered	£106.99
32-815	Class 47 No. 47 834 F1 Intercity Swallow	£93.99
32-912A	Class 108 3 Car DMU BR Blue, weathered	£152.99
32-928	Class 150 52 Car Sprinter DMU No. 150 150	£148.99
32-937	Class 150/2 2 Car Sprinter DMU No. 150 202 Centro	£139.99







# Blacklade

**STEPHEN SIDDLE**

*wanted to prove that DMU operation typical of many locations from the 1980s onwards was full of interest. His small 'OO' gauge layout proves how you can fit a lot of interest into a very compact space.*

**PHOTOGRAPHY,  
TREVOR JONES**



**FO1** Class 31 31415, an Airfix model bought for my first diesel era layout and now detailed, leaves Blacklade with the morning parcels. 50ft vans are an operational necessity as this is the only platform served by the run-round loop.



**FO2** A Class 108 crosses the throat with a CCT on the back. The rear of a two coach train is just visible in the storage yard: this is the only road long enough to take it. A new 153 sits on the fuelling point.



**B**LACKLADE originated in a layout-building challenge on one of the modelling forums some years ago. At the time (2007) I was heavily involved with a struggling club layout project and plans to build a home layout of my own had been on hold for a number of years. I'd also been accumulating various items of stock, as you do, for possible use on the club project. These were only bargain buys for use as placeholders – I wasn't really supposed to be one of the stock-providers on the project – and their long-term future was uncertain. And since the club project was Digital Command Control (DCC), I really needed a DCC system and a test track in order to chip them.

So the idea of building a small, quick

layout for use at home was attractive. It would give my stock something useful to do and it would provide a substitute for the home layout that had never happened. If I knew I had somewhere to run them, it would be worth investing time and effort in upgrading stock and building kits. I could even indulge in a little retail therapy. Because the challenge had a 12-month timeframe it wouldn't be an unmanageable commitment. As they say, that was the theory.

### THE UNMODELLABLE

The modern railway, essentially a passenger operation run largely by multiple units, is often seen as something of a desert by enthusiasts and modellers. But I grew up in places where there weren't many »

### STATISTICS

<b>Owner:</b>	Stephen Siddle
<b>Scale:</b>	'OO'
<b>Length:</b>	8ft 6in
<b>Width:</b>	12in max, 5in min
<b>Track:</b>	SMP with Marway points
<b>Control:</b>	DCC, NCE Powercab
<b>Period:</b>	BR London Midland Region 1985-1990 or 2000-2007







locomotive-hauled passenger trains and the idea of 'modelling the unmodellable' was attractive to me. I wanted to show that this kind of railway could still be the basis for an interesting layout with operating potential and much of the stock I already had was of Diesel Multiple Units.

There had been recent discussion on the forum about various small urban termini served by local DMU services – real life equivalents of the classic Minorities plan. I liked that idea, and I thought additional operating potential might be generated by joining and splitting DMUs using consisting – a feature built into most DCC systems but one which rarely seems to be exploited by British modellers.

The rules of the challenge said that the layout should show the potential of modern high quality ready-to-run in a grand total of six square feet. The latter restriction was a key influence on the whole project.

The basic plan came from a design by the late Carl Arendt in his book *Creating Micro Layouts* called Amalgamated Terminus (see [www.carendt.com](http://www.carendt.com)). He envisaged it as an exercise in shunting passenger coaches, but I thought it would make an excellent small DMU terminus.

Carl Arendt's definition of a micro layout was anything occupying four square feet or less; I had six so I took his second version (which had a narrow centre and splayed out at the ends) and simply lengthened it at both ends from 6ft up to 8ft 6in long. The extra length allowed me room to add a third road in the storage yard and to make my longest platform capable of holding three 23m vehicles – a two-car Sprinter plus a Class 153. I also added a crossover giving access from the centre platform to what now became a fuelling point. As a bonus, this gave me a run-round loop. At its widest the layout is 12in across at the ends and just 5in wide at its centre: this works out at a few square inches less than the maximum footprint permitted by the competition.

## NARROW MINDED

So Blacklade is a very small layout. It is just possible to run a four-car train but the price for that is a very narrow layout, and that posed challenges when trying to make it convincing scenically.

It was a given that the layout was to be set in a Midlands town. The two main prototype inspirations were Lincoln's second station, St Marks, which closed in 1985 and was the terminus for local DMUs to Nottingham and Lowestoft, which has lost its overall roof and is served by DMUs from Norwich and Ipswich. Like Lincoln, Blacklade is a moderate sized county town served by various local routes but with no real main line to London. This makes an intensive service of DMUs plausible.

Since the layout is based on a fictional town, I blew the dust off the backstory for my teenage tramway layout and resurrected Blacklade, the county town of Hallamshire,

 **Blacklade is a very narrow layout! 20052, a Bachmann Class 20, ticks over under the road bridge above the fuelling point.**





An engineers' train has run into Platform 1 clearing the way for the Class 101 to depart once the driver returns from his break. Kadee couplings are fitted to all stock.

served by a loop off the Great Central Main Line from Chesterfield to West Hallam and Bagthorpe Junction and by a modest Midland terminus at Blacklade Artamon Square. In this alternative reality Derby and Derbyshire have evaporated, the head office of the Midland Railway is at Nottingham and its works at Toton. The main line from Birmingham runs through Ilkeston to join the Erewash Valley route, and the Peak Forest route ran via Butterley. Blacklade itself is near the edge of the Peak District, somewhere near Belper in our world.

Under Dr Beeching the Great Central was largely eradicated, leaving the line from Chesterfield Central to Blacklade, now diverted into Artamon Square. This is also served by the lines from Nottingham and Birmingham and is Blacklade's only surviving station. When the London Midland Region's Architect's Department rebuilt the place in 1958, it lost its overall roof and an extra platform was shoehorned in, in place of a central carriage siding.

Lincoln St Marks, like a number of Lincolnshire stations, had platforms only three coaches long but once had an overall roof. It also had two central roads

used as carriage sidings. So Blacklade, though very small, is not implausible.

So to construction. The baseboards are not quite to the usual methods. My woodworking skills are strictly limited and I live in a flat so facilities are pretty restricted too. The sides of the two boards are not parallel and I seriously doubted my ability to cut timber at an angle accurate enough to produce decent butt-joints for the cross-members.

Then our club's former chairman gave a talk describing his own method of building baseboards. This is a version of the 'ply girder' but using a single piece of 6mm ply stiffened with rails of 1in x 1in timber top and bottom. Cross-members are 12mm plywood cut to form a tenon which fits inside the top and bottom rails on the side frames. Blocks of wood can be added on either side to locate and strengthen or to take legs. This promised a sufficiently substantial joint, so that was the route I took.

### 'OO' DCC

Blacklade was always going to be 'OO' gauge and DCC but I wanted to raise my game with this layout and the track was one of the

areas targeted for improvement. I wanted proper 'OO' gauge rather than 'HO' gauge track with 3.5mm:1ft sleepers and spacing, and I wanted to demonstrate the 'OO' Intermediate standard as offering a proper match for modern ready-to-run models.

Since both a slip and a deadline were involved, I phoned Marcway in Sheffield, which was very helpful. The platform crossover and slip are bespoke items and the other points Marcway's standard 3ft radius product. The slip is pretty tight, meaning that the switchblades are short and therefore stiff.

I bought an NCE Powercab because it is good for programming. It was also relatively cheap and it supports consisting. It has proved ideal for this layout. All point control is by DCC from the handset. I've never built a control panel in my life and had no intention of starting with Blacklade! Point motors are mainly Tortoises, but with one Cobalt Blue and a Hoffman where the station throat spreads across the narrow neck of the storage yard board, and space is extremely tight.

The point motors are controlled through a Digitrax DS64 on one board and a »



home-built MERG decoder on the other. I use the NCE-supplied transformer through an international adapter so I have only 1.1amps available: power to the point decoders is therefore from a 16v AC bus powering 12v DC regulated supplies. The MERG decoder has proved temperamental when there's a short, so it will be replaced by another DS64.

The NCE Powercab provides 16 'route macros'. Since only 14 routes are possible on Blacklade a macro has been allocated to each one, and with a couple of keystrokes the whole route comes off. This is a huge benefit as it largely eliminates operator error when setting a route. A card on the layout fascia lists the routes and their macro numbers for the operator.

Signals are Eckon kits and they work, being driven by the spare switches on the point motors using 12V DC from the regulated supplies. Not all aspects are actually available, but there's only one case where a questionable aspect is displayed.

## SCENIC CONSTRAINTS


There is only about 5mm of depth for scenery in places. Consequently, the backscene behind the station is layered scenic flats, though I have at least managed



**5** A Neville Hill Class 101, a converted and detailed Hornby model, leaves the centre platform for Sheffield while another loco-hauled service waits the road in Platform 3.

to have the screen wall of the station stand off the backscene by the thickness of a piece of mounting board. I prefer card to painted plasticard: there's no way I can match the colouration of Howard Scenics brick paper with a paintbrush. Where there's a little more room I've used a Pikestuff industrial shed and one of the Maurice Bradley Bilteezi sheets adapted as low relief.

The fuelling point is a small diorama representing the most miserable little signing-on point on the London Midland Region. This uses a Knightwing portable building, the remains of a Ratio fuel depot and various detailing bits. The retaining wall behind is a Scalescenes kit which also acts as a screen to the off-scene storage yard.



**Above:** The layout may be small but it still takes up much of the sitting room when assembled.

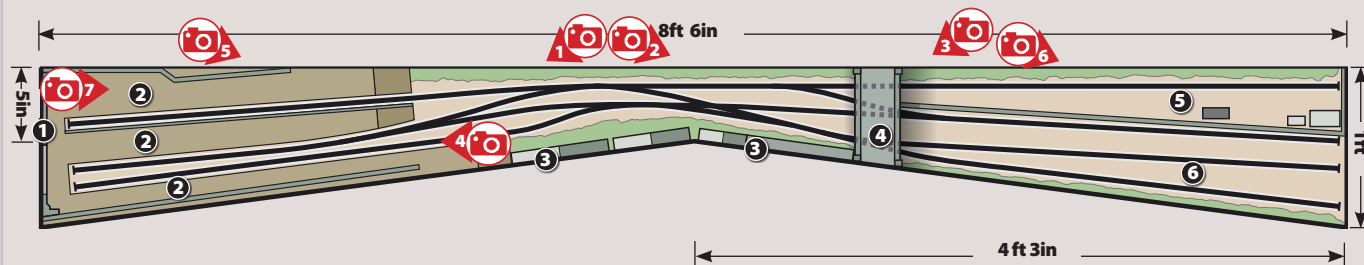


**6** Left: 20052 sets back with a tank wagon of diesel for the fuelling point. The TTA is Hornby, picked up for 50p and detailed with A1 parts and suitable transfers.

**7** Right: A Class 108 runs into Platform 3 while a Class 20 waits to propel its single TTA tank to the fuelling point. The scenery here is just 5mm deep.



## BLACKLADE TRACK DIAGRAM (NOT TO SCALE)



### KEY

- ① Low relief building
- ② Platform

- ③ Low relief warehouse
- ④ Road bridge

- ⑤ Fuelling point
- ⑥ Storage yard

The layout runs either as BR 1985-1990 using a mix of Modernisation Plan stock and new Sprinters, or as post-privatisation 2000-2007, with Central Trains the principal operator. As my basic interests reassert themselves I seem to be focussed increasingly on the earlier period, though Blacklade is not *quite* as resolutely Rail Blue as it appears in the photographs.

There is no freight traffic, just an oil tanker for the depot and an engineers' train running round in the station, while lots of DMUs run back and forth. The BR period allows a bit of added spice with parcels trains and a locomotive-hauled DMU substitute, which will just fit into Platform 3 and the long road of the storage yard. I am still short of stock

that will consist properly, and Hornby classes 142/155/156 units are being rebuilt and upgraded to remedy the situation.

After attending a few small informal events Blacklade had its first proper exhibition outing at The Great Electric Train Show in October 2015, and I am now looking for further invitations especially in the South East. [VFBarr](#)





# Loads of

One of the simplest ways to add detail to rolling stock is realistic wagon loads. **NIGEL BURKIN** shows how to build simple removable ballast loads for engineers wagons.

# BALLAST

Ballast loading at the virtual quarry at Hinksey Yard near Oxford. The machine operator fills each wagon carefully to ensure that the load is correctly contained within the body of the wagon and to keep dust and noise to a minimum.





# Back to BASICS

# ST

**R**UNNING a layout with a large fleet of empty ballast wagons is not convincing. Granted, some should remain empty, or partly empty, or loaded with spoil as if returning from engineering work sites, but there is always a need for wagons carrying loads.

Making removable loads is the same no matter what era or scale your model railway represents. The only variables will be the size of the load base and the colour and size of ballast you need to use. Otherwise, delve into your scrap box for off-cuts of styrene card, cardboard, plywood and foam for a variety of low-cost ways of modelling ballast loads.

Adding loads to wagons gives a layout a sense of purpose and provides some real mass to those models which are too light and prone to derailment when worked in long rakes. You can use loads to literally 'ballast' wagons so they

are more or less the same weight as each other.

However, the temptation to simply fill your wagon with a ballast and then flood it with diluted PVA glue should be resisted. It is not a great idea as it will add excess weight on the pin point axles, long rakes could become demanding for locomotives and it will use a lot of material.

## LOAD PRODUCTION

I prefer the 'false floor' method where a floor of styrene card is fitted with bracing so it sits in the wagon just below the top edge of the body. I start by cutting the floor from 40thou styrene card with dimensions about 1mm less than the inner dimensions of the wagon body all round. For example, if the inside of the body measures 30mm by 175mm, the card is cut to 28mm by 173mm or thereabouts - it does not have to be exact.

The bracing is made up of strips of plastic glued to the underside of the false floor - lengthwise to prevent distortion. The width of the bracing depends on the depth of the wagon.

Scrap styrene pieces can be added to the top of the styrene floor to make an underlying former for the ballast load, to give it a heaped appearance. This can be random in size or shape and so no two loads will ever look the same.

Once fully hardened, the top of the false floor is painted with acrylic paint so that load making can be condensed into a single modelling session. A layer of neat fast-curing PVA glue is then brushed onto the top of the floor and a layer of ballast sprinkled on until the glue is completely covered. Press the ballast into the glue and then set aside to set.

More than one layer of ballast is needed to finish the loads. Either brush on more neat PVA glue and sprinkle more ballast over the first layer or make up a dilute solution of PVA glue with water (about one part glue to two parts water) together with a spot of detergent too - in effect, the same glue solution that you would make up to secure ballast to track formations.

I find that two layers is sufficient to finish a load plus a little more to avoid making the load appear too uniform.

## SIMPLE AND LOW COST...

The logic of cutting the false floor slightly undersize soon becomes apparent. Ballast will stick to the edge of the false floor effectively extending its dimensions. If the floor was cut to be a snug fit, the ballast adhering to the edge would prevent the load from fitting the wagon. If this occurs, remove the unwanted fragments of ballast with a file until the load fits comfortably again.

Finally load up your ballast wagons - it is about time they earned their keep! Making removable loads for them is a simple but therapeutic exercise which only takes a Sunday afternoon to complete. The step by step guide shows you how. [Home](#)

### WHAT YOU NEED

- Scrap styrene
- Cardboard
- Packing foam
- Inexpensive weather resistant PVA glue that dries clear and matte
- Glue to assemble the false floors
- Simple tools including modelling knife, paint brushes, small plastic pots for holding glue, steel rule and files
- Ballast or yellow building sand
- Rust and stone coloured acrylic paint
- Matt varnish






## STEP BY STEP MAKING REMOVABLE BALLAST LOADS



**1** Empty four wheel ballast wagons await loading with loads of fresh ballast. The loads will add much needed weight and will give the impression that the wagons have a clear function on the layout.

**2** There are numerous ways of creating removable ballast loads quite cheaply. Upholstery and packing foam can be cut to shape and profiled to create the bulk of the load, disguised with a layer of ballast.



My preferred method is to construct a false floor from 40thou styrene card, braced on the underside to set the floor at the desired position just below the top of the wagon body.



**4** The false floor sits below the top of the wagon body or slots which are cut in the sides of taller wagons which prevent overloading. The models displayed so far are by Bachmann and include PNA and ZKA/MKA ballast wagons.

**5** Offcuts of styrene card are cut to shape and applied to the top of the false floor inserts to help create the heaped profile of a carefully loaded wagon. Note how they are narrower than the false floor.



**6** The completed inserts are painted with acrylic paint and allowed to dry before a thick coating of neat (fast curing) PVA glue is applied.



## 10 TIPS FOR WAGON LOADS



**7** No expense was spared with the rail ballast – a good quality ballast was sprinkled over the wet glue and pressed into place before being left for several hours to set.

**8** A second (and sometimes third) layer of ballast is usually needed to finish the load, applied to either a neat layer of PVA glue or a diluted solution as if ballasting track. This layer of ballast can be used to shape and size the heap to make it appear as if it completely fills the wagon and is not a thin veneer on a plastic floor. Note the foam based load at the top of the picture.



**9** The completed loads, trimmed and ready to drop into the wagons. With about a dozen different ballast wagons in the collection, labelling removable loads with the appropriate wagon code is useful!

**1** Make a false floor of 40thou styrene and cover with a thin load of ballast.

**2** Off-cuts of plywood or hardboard can be used to part fill the wagon before adding a layer of ballast to represent the load.

**3** Polystyrene roofing tile can be cut to shape to make a base for the load and then covered with a layer of ballast.

**4** Packing foam makes a great low-cost base for a load which takes glue and a layer of ballast very well.

**5** Fitting a load to an empty wagon adds much-needed weight, but don't over do it – an ounce or so is probably all that is needed.

**6** Fit a rare earth magnet to the underside of the load to facilitate its removal with a magnet.

**7** Always cut the load base slightly smaller than the interior dimensions of the wagon – you do not need a tight fit.

**8** Paint false floors a rust colour to match the interior of your wagons or grey to match the load before adding ballast. Use acrylic paint to save time.

**9** Label each load with the type of wagon it is made to fit!

**10** Use different colours and sizes of ballast for variety – photographs will assist with the colour and appearance of ballast loads.



**10** Loaded wagons ready for the next spell of engineering work. Different colours and sizes of ballast can be mixed if desired for variety. The loads were trimmed of surplus ballast from along the edge for a good fit, yet easy to drop into place or remove as desired.



# FREE GIFT

When you take out a 2-year  
or Direct Debit subscription

**HORNBY**  
magazine



**3 EASY WAYS  
TO ORDER**



ONLINE

Go to our website at...  
[www.hornbymagazine.com](http://www.hornbymagazine.com)



PHONE

UK 01780 480404  
OVERSEAS +44 1780 480404

FAX UK 01780 757812

OVERSEAS +44 1780 757812



POST

COMPLETE THE FORM AND POST TO:  
**HORNBY MAGAZINE,**  
KEY PUBLISHING LTD,  
PO BOX 300, STAMFORD,  
LINCS, PE9 1NA,  
UNITED KINGDOM









Ellis Clark Trains  
Unit 1 Toller Court  
Shortbank Road  
Skipton  
North Yorkshire BD23 2HG



# WANTED

Top prices paid for your collections  
of model railways, diecast & tinsplate

- ✓ Call, email or post a list
- ✓ All makes, gauges and ages considered
- ✓ British, Continental and American
- ✓ All gauges of kit/scratch built and live steam
- ✓ Diecast and tinsplate cars, lorries, buses, planes, soldiers
- ✓ Happy to travel nationwide and view or collect
- ✓ Large collections a speciality
- ✓ Friendly and professional service



T 01274 809317  
M 07799 554491  
E [ellis@ellisclarktrains.com](mailto:ellis@ellisclarktrains.com)  
W [ellisclarktrains.com](http://ellisclarktrains.com)

**BUY  
ONLINE**  
at our new  
**WEBSITE**





# EXCLUSIVE FIRST EDITIONS

*Limited Editions with Endless Appeal*

FIRST CAPITAL CITY



20651  
PLAXTON POINTER DART

OXFORD BUS COMPANY



28829  
LEYLAND TITAN

ROYAL BLUE NBC



12123  
HARRINGTON CAVALIER

BEXLEYBUS



28828  
LEYLAND TITAN

WESTERN SCOTTISH



28012  
LEYLAND DMS 1 DOOR

TEES & DISTRICT



29635  
LEYLAND OLYMPIAN

BEA



31808  
RMA ROUTEMASTER

BRISTOL NBC



25213  
BRISTOL REL BUS

LONDON TRANSPORT



34112  
AEC RT BUS

ALDER VALLEY NBC



24108  
BEDFORD TK DROPSIDE

ARRIVA LONDON



31910  
RML ROUTEMASTER

RAIL EXPRESS PARCELS



22914  
BEDFORD TK BOXVAN

RIBBLE



38126  
BRISTOL VRT

GM BUSES ROCHDALE



28609  
GM STANDARD/ATLANTEAN

NORTHUMBRIA



17231  
LEYLAND NATIONAL


Exclusive  
First  
Editions

To Find EFE Stockists or to Buy Direct Stop Off At  
**exclusivefirsteditions.com**

Exclusive  
First  
Editions



# The Advanced Passenger Train Experimental



**H**OW TIMES CHANGE. It wasn't that long ago that the prospect of manufacturing a ready-to-run 'OO' gauge model of a prototype with limited operating sphere, single livery and short career would have been unthinkable. However, thanks to a growing number of entrepreneurial retailers, models that might not have previously seen the light of day are now proving economically viable.

Locomotion Models, based at the National Railway Museum's (NRM) Shildon outpost, is one such organisation which has successfully made the transition from retailer to manufacturer. Its latest project to come to fruition is this stunning 'OO' gauge model of the Advanced Passenger Train – Experimental (APT-E) which forms part of the NRM's National Collection in Miniature range.

First announced in 2014 (HM86), the APT-E has been developed

and manufactured exclusively for Locomotion Models by Rapido Trains, representing the Canadian manufacturer's first foray into British 'OO' gauge ready-to-run modelling, an important milestone for the company.

Built in the early 1970s by British Rail's (BR) Research Division in Derby, the APT-E was developed to test active tilting (as opposed to passive tilt mechanisms which rely on centrifugal force) at high speed. Formed of four 70ft long aluminium-bodied vehicles, it comprised two power cars and two trailer cars fitted with articulated bogies and walkway sections between vehicles.

Between 1972 and 1976, APT-E underwent extensive testing on BR's Old Dalby test track in Leicestershire as well as on BR's Western and Midland

Main Lines during which it achieved a UK speed record of 152.3mph between Reading and Swindon in 1975.

## THE MODEL

For review we received a Digital Command Control (DCC) sound-fitted example of the APT-E. A DCC ready version is also available.

Presented in a sturdy foam-filled card box with Locomotion Models/ NRM branded outer sleeve, it is clear much thought has gone into the presentation of the product as well as the overall development of the model. On opening the »

**Above: Looking like something from a '70s sci-fi movie, APT-E is stunning.**





Locomotion Models' latest commission has arrived in the shape of an unusual prototype – the APT-E. **MARK CHIVERS** asks whether a 'full tilt' approach has paid off.

#### THE DETAILS


<b>Manufacturer:</b>	<a href="http://www.locomotionmodels.com">www.locomotionmodels.com</a>
<b>Cat No:</b>	13001/13501
<b>Description:</b>	Advanced Passenger Train – Experimental train pack
<b>Scale:</b>	'OO'
<b>Price:</b>	£225/£325
<b>Era:</b>	7
<b>DCC:</b>	DCC ready/DCC sound-fitted, 21-pin socket
<b>Couplings:</b>	n/a

*“The APT-E has been developed exclusively for Locomotion Models by Rapido Trains.”*

**MARK CHIVERS**







box, you are presented with a superbly illustrated softback book containing a full history of the prototype together with a comprehensive instruction booklet for the model and a set of A4 exploded diagrams of each vehicle.

Rapido has certainly captured the look of the prototype well with its long angular nose, flush-sided panel lines and thousands of tiny rivets, which are such a distinctive and fine feature of this four-car set. Each vehicle is also lettered accordingly and is formed of Power Car 1 (PC-1), Trailer Car 1 (TC-1), Trailer Car 2 (TC-2) and Power Car 2 (PC-2). Attention to detail is such that, for example, PC-1 features two windscreen wipers while PC-2 correctly features just one! Whilst difficult to make out through the small windscreen, look closer and you can see the driver's seat in its central position and the angled cab console.

Both power cars display a wealth

of external detail including cab access doors, roof-mounted turbine exhausts, crisply moulded grilles and delightfully understated head and tail lights at each end. Further along, the trailer cars feature well-crafted access panels, grilles, flush glazing and incredible rivet detail, which even extends underneath too. Each bogie is also well rendered and includes good representation of the hydrokinetic brake pipes and other small details.

However, it is the interior of each trailer car which highlights the extent of the research for this model as they are quite simply exquisite. One half of TC-1 is fitted with black VIP seating and white antimacassars, while the other half features equipment, tables and swivel-style chairs.

TC-2, however, is even more



impressive as it features a detailed moulding of the instrumentation console with much of the equipment picked out in appropriate colours and illuminated with tiny green lights, representing that 1970s look to a T! Further along there are more workstations and chairs together with a see-through compartment and sliding door. As these two vehicles are also fully illuminated, every element of interior detail can be viewed and enjoyed, although this does also mean that out of necessity fixing

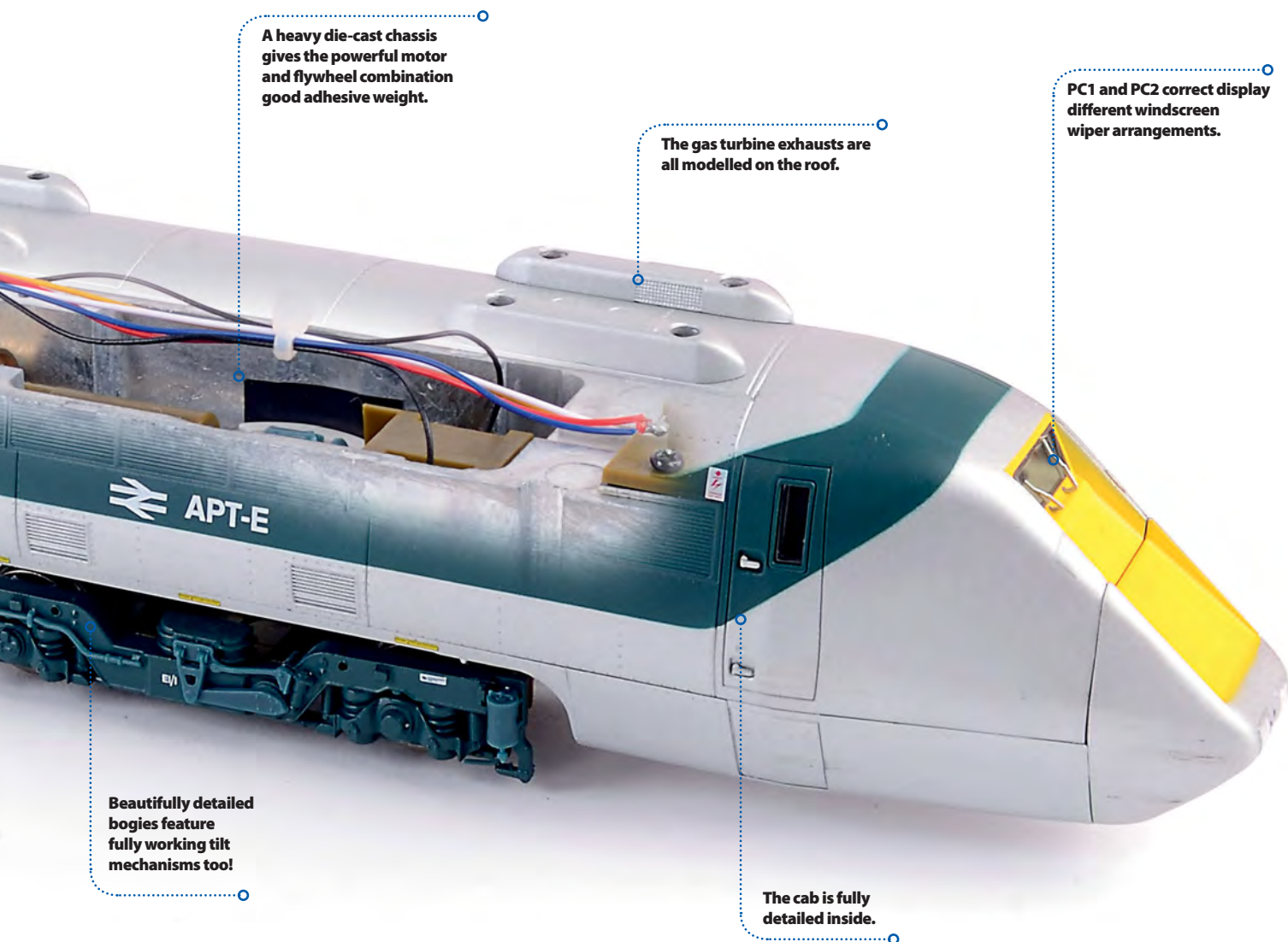
screws and springs are noticeable at the extreme ends of the vehicles. Interior lights illuminate as soon as power is applied to the track, while directional head and tail lights on our DCC sound-fitted example were activated by F0 on the digital controller, which displayed a gentle and pleasant fade to the lights as you change direction.

Exterior decoration is simple but well applied with all vehicles

*"It is the interior of the trailer cars which highlights the extent of research for this model."*

**MARK CHIVERS**





featuring an aluminium/silver and blue paint finish throughout together with yellow cab noses, crisply printed BR double-arrow logos, lettering and correct style overhead live wire warning panels. Legible danger notices have also been applied above the distinctive blue bogies, warning that the gap between bogies and underside of the vehicles may close. Flush glazing is neatly moulded and easy to see through.

## PERFORMANCE

Operationally, the four-car set features articulated swinging arm bogies between vehicles together with standard power bogies at each end beneath the power cars.

Connecting each vehicle together requires care and a methodical approach as to form the four-car set you need to connect the horizontal ten-pin plug and socket arrangement between each vehicle – and with the vehicles in the correct order too. The formation is PC-1, TC-1, TC-2 and PC-2. The enclosed manual suggests you offer the two vehicles up to each other, tilting the left-hand vehicle »

**Right: The iconic front end of the APT-E has been captured superbly by Rapido Trains for this Locomotion Models product.**





slightly while gently easing the socket from the right-hand vehicle towards the left. There is an oval-shaped piece of plastic on each articulated bogie which locates into a slot beneath the sockets and once lined up correctly, the pins can be eased into the sockets until the plastic plug arrangement clips into place. We found that after the first connection was made, the rest went together much easier.

With the four vehicles connected, the final assembly stage requires you to snap the three decorated joint sections into place above the corresponding articulated trailer bogie sections to represent the articulated gangways.

Both power cars are motorised with a five-pole skew-wound motor at each end and feature a substantial metal chassis which helped our review sample operate smoothly and quietly. PC-1 is the master vehicle in the four-car formation, as the single 21-pin DCC decoder socket is located here and all commands are transmitted from it through electrical sockets linking each vehicle, while PC-2 is the slave

unit at the other end of the formation, which needs to be connected correctly before applying power.

The model also features a built-in tilt mechanism which certainly appeared effective on the second-radius curves of our office test track. However, you will need to ensure clearances through tunnels, bridges and stations are sufficient as the cabs at each end sweep out further than other models might on these curves due to the prototypical set-back nature of the leading set of bogies. It would be worth doing a gauge clearance test before operating at speed just to be on the safe side, something we discovered on our office test track.

Locomotion Models has commissioned two versions of the model in DCC ready and DCC sound-fitted formats. Our review sample was a DCC sound fitted

example featuring a speaker in each power car as standard and a full suite of sounds including gas turbines, auxiliary diesel generator, driver's door, cab steps, choice of warning horns and more. This model will operate on analogue also with basic sound functions being available for the turbine sounds. As delivered the volume is set to full, but this is simple to reduce using

***"DCC sound really is the icing on the cake with this model and brings it to life."***

**MARK CHIVERS**

**As delivered the APT-E comes in seven parts. While care is needed to assemble the train, it is straightforward.**







CV63 on the LokSound decoder. Full sound control instructions are provided in the manual.

DCC sound really is the icing on the cake with this model and brings it to life as the whole project has been created in such a way that you can start the auxiliary generator and then fire up each of the gas turbines individually, which will overlap if you wish. It really does make a difference to have sound emanating from each power car. Be warned, though - it does get very loud! Full instructions are included in the comprehensive manual together with a prototypical start-up sequence to follow if you wish. Other sounds on this project include track detonators (useful if you wish to simulate an emergency stop) and even some hidden archive material,

including voices of the onboard team reporting speeds and turbine status over radios, which isn't displayed on the functions list (F16).

## OVERALL

This is a superb model which judging by pre-orders has proved incredibly popular already. Whilst its operational sphere is fairly limited this is one of those models you can justify just because it's different. It ticks plenty of boxes - it looks good, runs well, is a manageable size, sounds great and is incredibly well detailed, particularly inside. A great start for Rapido Trains in the UK and a stunning new addition to Locomotion Models' expanding National Collection in Miniature range. I may not *need* one - but I'd really *like* one! (MC)

**The tilt mechanism in the APT-E looks impressive when the four-car unit is running.**






# Advanced Passenger Train **EXPERIMENTAL**

*One of the most revolutionary trains ever to take to the rails in the UK was the Advanced Passenger Train – Experimental, which was taken out of service 40 years ago this year. **EVAN GREEN-HUGHES** looks at the development of this pioneering machine.*

**O**NLY FOUR YEARS AFTER the last of Britain's steam engines was removed from service a remarkable train began trials on the railway around Derby.

Powered by gas turbines, streamlined like nothing else on the rails, built like an aircraft and designed for cruising speeds of more than 150mph this four-car unit was genuinely revolutionary. Its ability to tilt into corners promised journey times unthinkable only a decade previously and its futuristic construction promised fuel savings that could have transformed the economics of railway operation.

Development of this train could be traced back to a study undertaken by the British Railways Board in the late-1960s which showed that rail was competitive to air on journeys of up to three hours' duration but after that lost out heavily - a situation that as a general rule still applies today. Modernisation had already proved that passenger numbers would rise when faster services were provided but throughout these upgrades the major cities of Scotland still remained well outside this timeframe. The answer was to travel even faster than the 100mph that was currently the accepted service ceiling - but the country's Victorian railway system with its twists and turns was not ideally



**Metro-Cammell built the two power cars for the APT. One of the driving car bodies stands in the Vehicles Lab at the Railway Technical Centre on July 8 1971 undergoing structural testing. [Dave Coxon Collection](#).**

suited to any further increases in speed.

British Railways' new Research Department at Derby had been working on this issue more or less since its formation in 1964 and matters had developed sufficiently for a proposal to be put forward in 1967 for an experimental train that would tilt as it went round corners, enabling higher speeds to be maintained without discomfort for passengers or potential derailment. Authorisation for this project was given in 1969 but due to the advanced nature of what was proposed authorisation was also given for a conventional 125mph train to be developed elsewhere, which was eventually to become the renowned and long lived High Speed Train.

## **HIGH AMBITIONS**

Derby's brief was about as ambitious as anything seen in Britain. The train was to



The APT-E departs London St Pancras in the mid-1970s on a Midland Main Line test run. The unit is a stark contrast to the grand architecture of the Midland Railway station. Today this location is no stranger to high speed rail travel, as the UK terminus for the Eurostar network and HS1. SSPL.



have a maximum speed 50% higher than existing trains and was to be made so that it could corner 40% faster. In doing this it must be capable of running on existing tracks and be able to brake within the confines of the existing signalling. It had to be energy efficient, generate little noise, not increase track maintenance costs, have a high level of passenger comfort and be no more expensive to run than existing stock. All in all, this was a very tall order.

Development took place on an experimental set of coaches called POP that were used to test many of the features of the new train and while this work was ongoing the four bodyshells that would form the experimental train were under construction.

The two outer cars, which would be the power cars, were constructed at Metro-Cammell in Birmingham while the middle two trailer cars were built

at GEC's Accrington works. To reduce weight construction followed aviation practice with each coach having a stressed skin aluminium alloy body. The bogies were built at Derby Locomotive works but due to the timescales involved were equipped with conventional bogie-mounted traction motors rather than the body-mounted motors that would be essential on a production train if the target of not increasing track maintenance was to be met.

To achieve the desired high speeds a great deal of power was going to be needed from a unit that weighed very little. This meant that the only real possibilities were electric power and gas turbine. The former was ruled out because there was still work to do on the interface between trains and overhead lines at high speeds but also because it was desired that the new experimental train should not be limited

to electrified routes. Gas turbines were also chosen partly because state-owned British Leyland was working on the development of turbines for road use which would allow the two projects to be developed concurrently.

Eight 300hp turbines were obtained for propulsion power with another to run the unit's ancillaries. This gave 2,400hp for the train as first built. The turbines would drive generators which in turn would provide power to conventional traction motors to drive the train. Given that Rolls-Royce – a pioneer in aviation gas turbines – was based in Derby it looked a curious decision to opt for British Leyland.

Throughout the latter half of 1971 the Advanced Passenger Train – Experimental (APT-E) began to take shape at the Railway Technical Centre in Derby and it was ceremonially unveiled on December 16, even though at that stage much of the »




## FACTS AND FIGURES

<b>Built:</b>	1972
<b>Builder:</b>	BR Research (Derby)
<b>Power car bodies:</b>	Metro-Cammell
<b>Trailer car bodies:</b>	GEC Accrington
<b>Number built:</b>	1
<b>Withdrawn:</b>	1976
<b>Configuration:</b>	DPC-TC-TC-DPC
<b>Power units</b>	Eight 300hp Leyland 2S/350 gas turbines
<b>Power units (later):</b>	Ten 330hp Leyland gas turbines
<b>Max' design speed:</b>	155mph
<b>Traction motors:</b>	GEC 253AY nose suspended
<b>Length (total):</b>	280ft
<b>Numbers:</b>	PC1-PC2 (power cars), TC1-TC2 (trailers)
<b>Test mileage:</b>	23,559 miles
<b>Max' test speed:</b>	152mph

**Right:** With its tilt mechanism engaged, the APT-E poses on Old Dalby test track during a trial run in the 1970s. SSPL.

**Below:** APT-E races along the 13-mile Old Dalby test track in three-car formation showing its tilt mechanism to good effect. SSPL.





wiring was yet to be completed. Three of the turbines were started up the following June and shortly afterwards low speed testing began in the adjoining sidings.

The unit first ventured out onto the main line at the end of July, even though it was still taking over two hours to prepare for service and it ran to Duffield at the pedestrian speed of 25mph before returning at a maximum of 50mph. The project received a blaze of publicity but as was traditional practice at the time, was promptly 'blacked' by the drivers' union ASLEF, in this case because the cabs had only one driving seat.

Even at this early stage it had become apparent that modifications to the bogies would be required and in view of the refusal of the drivers to move the APT-E changes were put in hand that were in the event to mean that a further 12 months were to pass before it moved again.

In the interim the APT-E was hauled by diesel shunter to Derby Works, an event that precipitated a 24-hour national rail strike. Here hydraulics were altered, oil coolers fitted, new articulated bogies fitted, wheelsets reprofiled and structural alterations made. Following this, and progress with the drivers' dispute, the train was taken to Mickleover Test Track where a maximum speed of 67mph was reached before the unit returned to Derby.

Main line testing followed on the Midland Main Line but there were constant problems, including on one occasion when the tilt system failed and one of the trailers fell over onto its bump stops. 106mph was reached during the next phase of the programme but as yet the hydro-kinetic brakes were to be installed and so there were issues with overheating of the wheels.

In October 128mph was reached on the test track with the tilt system operative following which work commenced on installing the hydro-kinetic brakes. There were more changes the following February when a diesel auxiliary power unit was installed, releasing the two turbines previously used for traction use. By this time uprated turbines had been fitted of 330hp each and therefore



**The APT-E stands next to the prototype HST at Swindon station in the summer of 1975. The APT was undergoing high speed tests on the Western Region at this time.**

available power was now 3,300hp which was almost 1,000hp more than originally fitted. Unfortunately British Leyland then decided to discontinue its gas turbine development programme which meant that APT-E's propulsion system was destined to be unique.

### VALUABLE TESTING

From this point on APT-E began to be more reliable and clocked up considerable hours testing leading the development team to move towards their ultimate aim of a number of very high speed runs which were scheduled to take place on the Western Region in the summer of 1975 under complete possession conditions. By August 150mph had been reached and a British speed record of 152mph was then achieved before the series of tests ended.


After another visit back to Derby there were more tests on the Midland Main Line and during these APT-E successfully achieved an average speed of 101mph between St Pancras and Leicester which compared very favourably with the 70mph of service trains and potentially cut off 26 minutes from the average time for the 99-mile journey.

By this time the decision had been taken that effort should turn towards a prototype

electric APT that was to be very different from APT-E and the Research Department was instructed that the test running was to cease from early 1976. In the interim the train was based at Old Dalby where a final series of tests were carried out using a load measuring wheelset. There were also a number of VIP visits during which the train achieved 143mph, a remarkable speed on a 13-mile test track. The final test run was made on April 2 1976 after which APT-E went back to Derby where all the test equipment was removed and the unit prepared for a future life as an exhibit at the National Railway Museum. Transfer to York was made under its own power on June 11 and when switched off in the museum yard it had covered 23,559 miles in its short four-year life.

Elements of the APT-E were later developed to be incorporated into the prototype electric APTs which proved to something of a failure and more importantly into what were to become the Class 91s and Mk4 coaches built for the East Coast Main Line. These were designed with tilting in mind but in the event the equipment was never fitted. The tilting technology was sold to the Italian firm Fiat Ferroviaria which successfully resolved the outstanding issues and it was eventually used on our railways in the form of Virgin Trains Pendolinos and Class 221 Voyager fleets.

As to APT-E itself it has now spent many years on show at both York and at the NRM outstation at Shildon and is a popular, if static attraction.

In retrospect the APT-E was probably far too complicated an answer to the problem that British Railways faced. In the event the more conventional High Speed Train did virtually everything that was being asked at a much more economical price, and indeed continues to do so. However the train achieved its purpose of proving the capability and benefits of tilt operation. As to gas turbines, they have long been surpassed by electric traction and more powerful diesel engines. APT-E was a pioneer that pushed the boundaries of possibility and to some it remains a missed opportunity to radically speed up long-distance services. 



**Inside the Railway Technical Centre Vehicles Lab, APT-E stands with the HST prototype in October 1974.**  
Dave Coxon Collection.



'OO' GAUGE

# Colourful Hornby



## Dark Star releases METALLIC SHADES

Darkstar Miniatures' range of acrylic paints includes a selection of metallic shades suitable for railway modelling tasks, including these brass and steel paints.

Supplied in 17ml squeezable bottles, there are 21 metallic

colours in the molten metals range which are suitable for application straight from the bottle by brush or suitably thinned for use with an airbrush.

Our review samples offered good consistency and effective

coverage straight from the bottle and resulted in a pleasing metallic sheen finish.

Ideal for touching up small details such as handrails, door handles, buffers and a host of other modelling applications. (MC)

### THE DETAILS

<b>Manufacturer:</b>	www.darkstarmini.co.uk
<b>Cat No:</b>	DM271
<b>Description:</b>	Darkstar steel acrylic paint, 17ml
<b>Cat No:</b>	DM301
<b>Description:</b>	Darkstar brass acrylic paint, 17ml
<b>Price:</b>	£3

'OO' GAUGE

## Limited edition COAL WAGON



### THE DETAILS

<b>Supplier:</b>	Classic Train and Motor Bus - 01926 887499
<b>Cat No:</b>	37-050R
<b>Description:</b>	Five-plank open wagon, J H Rainbow
<b>Price:</b>	£15 plus postage and packing
<b>Era:</b>	3
<b>Couplings:</b>	Small tension locks in NEM pockets

Exclusive to Classic Train and Motor Bus of Leamington Spa is this limited edition Bachmann 'OO' gauge five-plank wagon finished in the colours of local coal and wood merchant J H Rainbow. Based on a vehicle built by Gloucester Railway

Carriage and Wagon, it is believed to be the merchant's only railway wagon. Just 511 models have been produced. White-walled spoked metal wheels and small tension lock couplings in NEM pockets complete this exclusive private owner wagon. (MC)



# '08s'



**R**ECENT ARRIVALS from Hornby include this pair of colourful 'OO' gauge Class 08 diesel shunters.

Decorated as 08489 in BR blue and 08417 in Network Rail yellow, both represent prototypes built in 1958, the former at BR's Horwich Works while the latter was outshopped from Derby Works and still resides in the city, having been painted yellow in 2011.

Bristling with detail, both models feature opening cab doors, detailed cab interiors,

separately fitted handrails and sandpipes, sprung metal buffers and more.

Application of both liveries is excellent, featuring a rich satin paint finish together with crisply printed numbers, data panels, overhead live wire flashes and legible small lettering, which is particularly impressive on 08417.

Each model demonstrated good running characteristics whilst on test and is fitted with an 8-pin DCC decoder socket together with small tension lock couplings in NEM pockets. (MC)

## THE DETAILS

<b>Manufacturer:</b>	<a href="http://www.hornby.com">www.hornby.com</a>
<b>Cat No:</b>	R3261
<b>Description:</b>	BR Class 08 08417, Network Rail yellow
<b>Price:</b>	£99.99
<b>Cat No:</b>	R3342
<b>Description:</b>	BR Class 08 08489, BR blue
<b>Price:</b>	£119.99
<b>Era:</b>	9 and 7/8
<b>DCC:</b>	DCC ready, 8-pin socket
<b>Couplings:</b>	Small tension locks in NEM pockets

## 'OO' GAUGE

# GWR/BR(W) roof boards

Sankey Scenics' has issued a new range of coach destination roof boards suitable for use with Great Western Railway (GWR) designed stock.

Available in GWR and British Rail (BR) Western Region variants, 38 packs of each have been added to the range, suitable for use with most 'OO' gauge GWR/ex-GWR passenger stock (excluding Hornby's Hawksworth vehicles). Each pack contains 22 71.5mm x 2.75mm roof boards together with 163mm x 4mm seat number panels (GWR) and coach letter boards (BR).

Each pack is neatly printed on high quality photographic card and the boards simply require cutting from the sheet and mounting centrally on the carriage roof. They offer an attractive finishing touch. (MC)

## THE DETAILS

<b>Manufacturer:</b>	<a href="http://www.sankeyscenics.co.uk">www.sankeyscenics.co.uk</a>
<b>Cat No:</b>	Various
<b>Description:</b>	GWR/BR ex-GWR carriage roof boards
<b>Price:</b>	£3.20 plus postage and packing
<b>Era:</b>	3 and 4/5



## 'OO' GAUGE

# Harburn bales and sacks

## THE DETAILS

<b>Manufacturer:</b>	<a href="http://www.harburnhobbies.com">www.harburnhobbies.com</a>
<b>Cat No:</b>	FL113
<b>Description:</b>	Wool/cotton bales
<b>Price:</b>	£8.95
<b>Cat No:</b>	FL129
<b>Description:</b>	Standing coal sacks
<b>Price:</b>	£5.95
<b>Era:</b>	3-7

New to the Harburn Hamlets range of detailing accessories are these stonecast coal sacks and bales of cotton/wool.

Neatly moulded and painted, the 16 sacks feature lumps of coal picked out in black while the six bales of cotton/wool are

finished in weathered calico and white. Each is convincingly cast and ideal for placing in a goods yard or shed scene. (MC)



# Fast Grab PVA glue



Finescale Model World's range of modelling tools and accessories includes this fast grab PVA white glue. Designed with static grass application in mind, this handy product does exactly what it says on the tin. (MC)

## THE DETAILS

<b>Manufacturer:</b>	<a href="http://www.finescalemodelworld.co.uk">www.finescalemodelworld.co.uk</a>
<b>Description:</b>	Fast grab glue, 150ml
<b>Price:</b>	£3.99



# New Southern vans



**B**ACHMANN has released its new Southern Railway Passenger Luggage Van (PLV) and Covered Carriage Truck (CCT) for 'N' gauge with the first to arrive in the *Hornby Magazine* office being these samples in BR crimson and BR blue.

Modelling the versatile and wide ranging Southern Railway vans, these two models are superbly produced with an outstanding level of detail and fine reproduction of the differences between the vehicle types. While the bodysides are identical, the roofs and ends show the differences between the PLV and CCT clearly – with the latter featuring vehicle end doors for the loading of road vehicles.

Turned metal wheels sit underneath a detailed chassis while NEM coupling pockets support Rapido couplings at each end. One of these

can optionally be replaced with full bufferbeam detail, as this is supplied in the box with each van.

The standard of decoration is excellent with both samples featuring neatly applied body colours and supremely fine lettering and markings on the right hand end of each side. Both also have data panels on the ends together with lamp irons picked out in white.

As the latest addition to the Southern Region portfolio in 'N' gauge, Bachmann has done an excellent job in creating these vans. They will be the perfect compliment to the recent 'N' 2-6-0 and 'Merchant Navy' and also have the potential for use in train formations across the system as these vehicles travelled from Cornwall to Scotland in their long lives. (MW)

## THE DETAILS

<b>Manufacturer:</b>	<a href="http://www.bachmann.co.uk">www.bachmann.co.uk</a>
<b>Cat No:</b>	374-415
<b>Description:</b>	SR PLV S1068S, BR crimson
<b>Cat No:</b>	374-417
<b>Description:</b>	SR CCT S1733, BR blue
<b>Price:</b>	£23.95
<b>Era:</b>	4/7 respectively
<b>Couplings:</b>	Rapido couplings in NEM pockets





**'OO' GAUGE**

## London Fire Brigade Transit

London Fire Brigade red adorns Oxford Diecast's latest 1:76 scale Ford Transit Mk 1. First registered in 1966, KLU 69D was a fire brigade support vehicle and carries a representation of the blue flashing roof beacon.

Decoration is basic but good, featuring an allover plain gloss red paint finish with crisply printed gold London Fire Brigade lettering, cabside brigade crests and number plates. A colourful addition and sure to prove popular (MC).



### THE DETAILS

<b>Manufacturer:</b>	www.oxforddiecast.co.uk
<b>Cat No:</b>	76FT1003
<b>Description:</b>	Ford Transit Mk 1, London Fire Brigade
<b>Price:</b>	£4.95
<b>Era:</b>	5-7

**'OO' GAUGE**



## Oxford delivers Mk 3 Transit

Oxford Diecast's 1:76 scale Ford Transit Mk 3 is given the Royal Mail treatment for its latest release. Finished in the organisation's rich red and gold livery, it represents a vehicle registered in 1990 as H42 SWE.

Decoration is good, featuring a gloss pillar box red paint finish together with crisply printed

gold stripes and Royal Mail logos on each side. Other neat touches include door handles picked out in black and gold Royal cyphers on both cab doors. Legible fleet numbers and Ford badges are also included, together with black bumpers, cab interior, silver wheels and black rubber tyres. First class. (MC)

### THE DETAILS

<b>Manufacturer:</b>	www.oxforddiecast.co.uk
<b>Cat No:</b>	76FT3002
<b>Description:</b>	Ford Transit Mk 3, Royal Mail
<b>Price:</b>	£4.95
<b>Era:</b>	8

**'OO' GAUGE**

## A Cambridge from Oxford

### THE DETAILS

<b>Manufacturer:</b>	www.oxforddiecast.co.uk
<b>Cat No:</b>	76ACF002
<b>Description:</b>	Austin Cambridge, Armadillo beige and red
<b>Price:</b>	£4.95
<b>Era:</b>	5-7

Oxford Diecast's recently released 1:76 scale Austin Cambridge A60 is now available in Armadillo Beige with chrome side strips and red infills – a distinctive

feature of the vehicles at the time.

Introduced in 1961, more than a quarter of a million vehicles were built before production ceased in 1969. It carries registration 129 SAU,



marking it out as a pre-'63 vehicle. The four-door saloon's interior is moulded in red and correctly features the larger rear seats suitable for three passengers. An eye-catching addition. (MC)

**'OO' GAUGE**

## Kernow's Okehampton car carrier arrives

### THE DETAILS

<b>Supplier:</b>	www.kernowmodelrailcentre.com
<b>Cat No:</b>	39-273Z
<b>Description:</b>	BR Mk 1 GUV, BR(S) green – with Okehampton car-carrier roofboards
<b>Price:</b>	£44.95
<b>Era:</b>	5
<b>Couplings:</b>	Small tension locks in NEM pockets

To cater for demand for holiday traffic BR's Southern Region introduced the Surbiton-Okehampton car-carrier train in June 1960 and it ran until September 1964. The train was formed of up to eight BR Mk 1 GUVs and a collection of Bulleid carriages on most occasions and Kernow Model Rail Centre has produced this limited edition GUV



which is supplied with the car-carrier headboard.

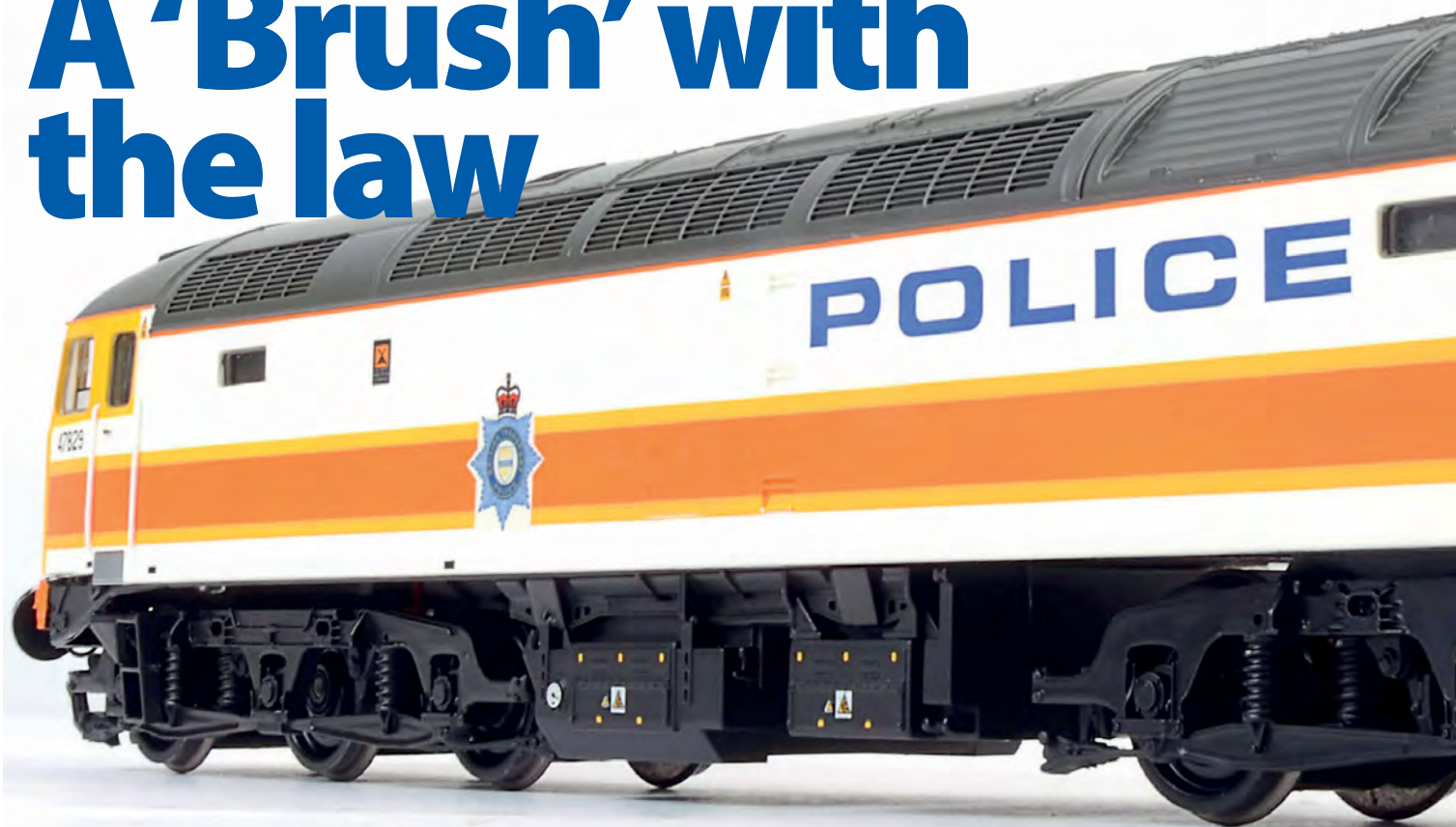
Based on the standard Bachmann 'OO' gauge GUV van, it is decorated in BR Southern Region green as S86804 with the Surbiton-Okehampton Car-Carrier Train boards supplied separately for fitting after purchase.

This new addition makes this summer Saturday train well within the reach of any Southern Region modeller and will doubtless prove an attractive proposition. (MW)



'OO' GAUGE

# A 'Brush' with the law



**N**EW TO KERNOW MODEL Rail Centre's range of exclusive limited edition models is this 'OO' gauge Bachmann Class 47 47829 in its British Transport Police (BTP) livery. Unveiled in 2002, the prototype was painted in this striking livery by Virgin Trains (VT) to highlight BTP's

anti-trespass campaign, a livery it carried until it was scrapped in 2013. KMRC's model carries this vibrant livery well. Decoration is excellent, with crisp white bodysides and vivid orange band relieved by two yellow stripes either side. Large BTP crests are neatly printed on both sides of the

## THE DETAILS

<b>Manufacturer:</b>	<a href="http://www.kernowmodelrailcentre.com">www.kernowmodelrailcentre.com</a>
<b>Cat No:</b>	31-650Q
<b>Description:</b>	Class 47/4 47829, British Transport Police
<b>Price:</b>	£149.99
<b>Era:</b>	9
<b>DCC:</b>	DCC ready, 21-pin socket
<b>Couplings:</b>	Small tension locks in NEM pockets

'OO' GAUGE

## Maroon saloon makeover

Bachmann's 'OO' gauge LMS 50ft Inspection saloon is now available in English, Welsh & Scottish (EWS) Railway maroon and gold as DM45029.

Designed for the London, Midland & Scottish Railway, the prototype was built at Wolverton Works in 1942 for use as a District Engineer's saloon. Following privatisation of the railway, EWS painted the vehicle in its house colours in the late 1990s.

Application of the freight operator's maroon and gold colour scheme is excellent, featuring a high quality satin paint finish. Crisp edges are evident either side of the gold band while the small yellow ends are equally well applied. The model carries the later style of EWS branding together with 'three beasts' logos, data panels and more.

The model itself is a tour de force.

Superbly moulded and detailed from the ground up this 50ft carriage really looks the part and, commendably, you can see where the £60 price tag goes. It includes a fully detailed roof, body and interior with highlights including separately fitted retractable steps, separate handrails, detailed LMS pattern bogies and full relief detail to the underframe.

## THE DETAILS

<b>Manufacturer:</b>	<a href="http://www.bachmann.co.uk">www.bachmann.co.uk</a>
<b>Cat No:</b>	39-778
<b>Description:</b>	LMS 50ft Inspection Saloon, EWS maroon
<b>Price:</b>	£59.95
<b>Era:</b>	9
<b>Couplings:</b>	Small tension locks in NEM pockets

At the end windscreen wipers are fitted too plus a pack with each model contains a full compliment of bufferbeam fittings for optional fitting.

Turned metal wheels, metal sprung buffers and small tension lock couplings in NEM pockets complete this impressive package. Simply stunning. (MC)







● Check out our competition on page 12 for a chance to win this exclusive Kernow Model Rail Centre limited edition!

locomotive together with legible anti-trespass campaign badges, overhead line warning flashes and bold Police lettering in blue.

As we've come to expect from Bachmann's Class 47 chassis, straight from the box it ran smoothly and quietly throughout the speed range. Fitted with a 21-pin Digital

Command Control (DCC) decoder socket, the model also includes cab interior illumination and directional lighting which can be turned off, if required, using the switches located beneath the fuel tanks.

Sprung metal buffers, etched roof grilles, roof fans, aerials, small tension lock couplings in

NEM pockets and a pack of small detailing parts for the bufferbeam and bogie frames complete this impressive, colourful release.

One-off liveries such as this lend themselves to the limited edition market and with just 500 certificated models available, they won't be around for long. (MC)

## 'OO' GAUGE

# Ex-DRS Freightliner Class 66 limited

Kernow Model Rail Centre's latest 'OO' gauge limited edition from the Bachmann stable is this de-branded Direct Rail Services (DRS) Class 66/4 with Freightliner logos. This stopgap livery came into being after several of the DRS '66s' transferred to Freightliner.

It models 66418 with a weathered finish and uses the standard Bachmann tooling for the EMD 3,300hp Co-Co freight locomotive. Livery application is excellent with impressive printing of the DRS base colours over the



ribbed bodyside. The weathered finish is neatly done - not over the top - and in the right places too.

The chassis is fitted with a 21-pin


DCC socket as well as space for a 40mm x 20mm speaker for those looking to add sound. Directional lighting, with the correct style clusters, is also standard with a switch in the underframe allowing the tail lights to be turned off manually in both DC and DCC modes.

This new limited edition, running to 512 pieces, is available to order now from Kernow Model Rail Centre and offers a new and welcome choice of livery for the face of freight haulage today. (MW)

## RECOMMENDED READING

# Railway Modelling Skills

**Author:** Peter Marriott  
**Publisher:** Crowood Press  
**Website:** [www.crowood.com](http://www.crowood.com)  
**ISBN:** 978-1-84797-955-1  
**Price:** £22  
**Spec:** 224 pages, softback



**W**HETHER you are a beginner or a seasoned modeller you'll

find plenty to inspire you in this new book from Crowood Press.

It guides you through the process of creating a model railway from design to construction, tracklaying, ballasting, developing scenic vistas, detailing, weathering and improving the look of models, together with adding those final detail touches to a completed layout. Digital Train Control (DCC) is also briefly covered, together with personalising buildings, applying static grass and making trees.

Essential tools and modelling supplies required to build a layout are also outlined, together with explanations about each step of the process, all illustrated with crisp photography. A useful listing of scenic items and their respective manufacturers is also included.

Excellent and available now. (MC)

## THE DETAILS

<b>Supplier:</b>	<a href="http://www.kernowmodelrailcentre.com">www.kernowmodelrailcentre.com</a>
<b>Cat No:</b>	32-976Z
<b>Description:</b>	Class 66/4 66418, de-branded DRS with Freightliner logos
<b>Price:</b>	£174.95 (DCC ready), £194.95 (DCC fitted), £274.95 (DCC sound fitted)
<b>Era:</b>	9
<b>DCC:</b>	DCC ready, 21-pin socket
<b>Couplings:</b>	Small tension locks in NEM pockets



'OO' GAUGE

# Anchor mounted 10ft tankers



**T**HE LATEST STEAM ERA GOODS wagons to touch down from Bachmann in 'OO' are these 14ton and 20ton anchor mounted 10ft wheelbase tankers. Delivered in Benzene and Esso liveries the two samples represent Class A (fuel) and Class B (oil) tankers. They represent early-1950s builds.

Previous 10ft wheelbase tankers from Bachmann have been of earlier stayed support designs – these being the first in its steam era goods wagon range to feature anchor mounts. The anchor mounts give the wagons a much cleaner look and a significantly

different appearance to the older models of 14ton stay mount tankers in its range.

Detailing is good throughout with fine rivet detail on the solebar and anchor mount together with crisp moulding on the anchor itself. The two samples feature different styles with the Esso tank being further detailed with side ladders to reach the upper walkway. The Esso vehicle also has a heater connection for assisting with load transfer.

Both wagons exhibited a high standard of finish, both painted and printed, with accurately produced logos and lettering.

Steam era modellers will welcome these

## THE DETAILS

<b>Manufacturer:</b>	<a href="http://www.bachmann.co.uk">www.bachmann.co.uk</a>
<b>Cat No:</b>	38-775
<b>Description:</b>	Benzene 14ton anchor mounted tanker
<b>Cat No:</b>	38-777
<b>Description:</b>	Esso 20ton anchor mounted tanker
<b>Price:</b>	£20.95 each
<b>Era:</b>	4-6
<b>Couplings:</b>	Small tension locks in NEM pockets

new additions which will make modelling of fuel and oil trains more achievable and varied. An excellent new model. (MW)





## 'OO' GAUGE

# Duple Roadmaster is as preserved



The Duple Roadmaster coach is the latest addition to Oxford Diecast's 1:76 scale Omnibus range. It is finished in Belle Vue Coaches livery and represents a Leyland Royal Tiger built in 1951. This particular vehicle has been preserved and restored.

Application of the red and cream livery is excellent featuring a high quality gloss paint finish together with neatly printed destination panels, legible legal writing and coach company details on the

rear. Even the Leyland Royal Tiger badge at the front is correctly offset from the centre to allow access to the spare wheel.

While the interior is generally well moulded, the driver's seating position and steering wheel appears too low in relation to the windscreen.

That said, overall this is another super release from Oxford which plugs another gap. Perfect for a bus or coach rally. (MC)

### THE DETAILS

<b>Manufacturer:</b>	<a href="http://www.oxforddiecast.co.uk">www.oxforddiecast.co.uk</a>
<b>Cat No:</b>	76DR001
<b>Description:</b>	Duple Roadmaster, Belle Vue Coaches
<b>Price:</b>	£15.95
<b>Scale:</b>	'OO'
<b>Era:</b>	9

# Darkstar pigments touch up nicely

Darkstar Miniatures' range of weathering pigments includes a selection of rust and dark earth shades, which are easily applied using a brush or small sponge, including these New Rust and Mud shades. Available singly or in themed packs of three pigments they are useful for weathering and other detailing projects. Each pot contains 15ml of pigment and should prove ample for most modellers' needs. The pigment's ability to adhere to crevices, panel lines and small details is notable – plus it can be wiped away if no longer required. (MC)



### THE DETAILS

<b>Manufacturer:</b>	<a href="http://www.darkstarmini.co.uk">www.darkstarmini.co.uk</a>
<b>Cat No:</b>	DPS01
<b>Description:</b>	Darkstar Pigments Earth 1 set
<b>Cat No:</b>	DPS03
<b>Description:</b>	Darkstar Pigments Rust set
<b>Price:</b>	£6.50


## Recommended reading

### Modelling Railway Scenery Volume Two

**Author:** Anthony Reeves  
**Publisher:** Crowood Press  
**Website:** [www.crowood.com](http://www.crowood.com)  
**ISBN:** 978-1-84797-943-8  
**Price:** £18.99  
**Spec:** 192 pages, softback

**T**HIS volume from Crowood Press concentrates on creating realistic hedges, trees and fields. Each chapter guides you through the creative process with hints and tips on photographing landscape features, techniques on spotting relevant details and turning all this information into miniature scenic details.

Scatter materials and static grass are explained together with guides on how to use them, manipulate them and create something unique for your layout. Subjects such as creating small clumps of realistic looking weeds and large areas of ground work to hedges, embankments, fields and making your own trees are included, lavishly illustrated throughout



with crisp photographs accentuating the detail.

Other topics show you how to build an underpass and blend it into the landscape, replicate fallen and dead trees as well as create different types of trees including Scots Pines, Silver Birch and Weeping Willow.

A fascinating and enlightening read which will have you observing the landscape with a different set of eyes in the future. (MC)

### Modelling Branch Lines

**Author:** David Wright  
**Publisher:** Crowood Press  
**Website:** [www.crowood.com](http://www.crowood.com)  
**ISBN:** 978-1-78500-019-5  
**Price:** £18.99  
**Spec:** 192 pages, softback

**T**HIS book from David Wright aims to explain all you need to know about creating a realistic model branch line through reference photographs, track plans, drawings and practical tips as well as looking at prototype branch lines of the past, present and future.

The author considers the potential space available, where to house a layout, baseboard construction and how to create the right setting. Track limitations are examined to ensure you get the most out of your final design. Research is key and elements such as potential freight and holiday traffic can determine whether there is enough operational interest in your potential plan.



A good selection of prototype examples are examined including lines to Lyme Regis, Swanage, Wirksworth, Ashbourne and Holmfirth, each of which is illustrated with track plans and presented together with suggested freelance designs too, to inspire you to give it a go. (MC)



## PHONE/ORDER HOTLINE

(0114) 2551436

Open 9:00am - 5:00pm

24 Hr Answerphone service for orders



## RAILS OF SHEFFIELD

## SHOP OPENING HOURS:

9:30am - 5:00pm

Monday - Saturday

Free parking outside the door!



## HORNBY

## FULL RANGE STOCKED AT BARGAIN PRICES

R3004	BR 4-6-0 'Serby Hall' B17 Class - Early BR weathered	£116.50
R3004X	BR 4-6-0 'Serby Hall' B17 Class - Early BR weathered	£133.50
R3115	BR 4-6-2 Unrebuilt West Country Class 'Exeter' BR Grn #34001	£124.50
R3235	BR 4-4-0 D16/3 Class - Early BR (1948) Locomotive	£87.50
R3243B	BR 2-6-0 62064 K1 Late BR	£114.50
R3261	Network Rail 0-6-0 Class 08 417 Diesel Shunter	£84.50
R3262	DCR A1A-A1A Diesel Class 31452 Locomotive	£142.50
R3266	BR Sub-Sector Co-Co Diesel Electric 'Quinga' Class 60090	£139.50
R3299	'Going Home' - 1945-2015: 70th Anniversary of the end of the Second World War Train Pack - Limited Edition	£259.50
R3300	Sir Winston Churchill's Funeral Train Pack - Limited Edition	£239.50
R3304	BR 0-6-0 Drummond 700 Class - Early BR, Weathered	£96.50
R3310	BR 4-6-2 'Bude' West Country Class - Late BR	£124.50
R3311	BR 4-4-0 'Westminster' Schools Class - Early BR	£119.50
R3312	BR Green 4-6-2 'Minors' A3 Class - BR 1955	£136.50
R3313	LMS 0-6-0 4F Class - LMS Unlined Locomotive	£87.50
R3315	BR Black 4-4-0 Fowler 2P Class - Late BR Loco	£87.50
R3316	S&DJR 4-4-0 Fowler 2P Class Locomotive	£87.50
R3318	BR 4-6-0 'Gillwell Park' B17/3 Class - Early BR Locomotive	£116.50
R3324	LNER 0-6-0T J50 Class Locomotive	£74.50
R3325	BR 0-6-0T J50 Class Locomotive - Early BR	£69.50
R3326	BR Black 0-6-0T J50 Class Locomotive - Late BR	£69.50
R3327	BR Black 2-8-0 Class 01 Locomotive 63663	£119.50
R3328	BR 4-6-0 Maunsell S15 Class - Early BR	£119.50
R3330	BR 4-6-0 'King George V' 6000 Class - Early BR	£139.50
R3331	GWR 4-6-0 'King James I' 6000 Class	£139.50
R3332	BR 4-6-0 'King Edward VII' 6000 Class BR	£139.50
R3333	BR 4-4-2T Adams Radial 415 Class - Early BR	£105.50
R3334	BR 4-4-2T Adams Radial 415 Class - Late BR	£105.50
R3335	LSWR 4-4-2T Adams Radial 415 Class - LSWR Preserved	£105.50
R3336	LNER 4-6-2 'Flying Scotsman' A3 Class - NRM 2015 Rededication	£149.50
R3342	BR Blue Class 08 489 Diesel Shunter	£104.50
R3343	First Great Western Class 08 822 Diesel Shunter 'John'	£104.50
R3345	Freightliner Co-Co Diesel Class 66504	£61.50
R3351	Northern Rail Diesel Class 153 Diesel Loco	£79.50
R3359TTS	BR 4-4-0 Fowler 2P Class '40626' - Early BR with TTS Sound	£119.50
R3370TTS	BR 4-6-0 'King Richard II' 6000 Class BR (Early) with TTS Sound	£179.50
R3374	BR Class 71 '71012' - BR Blue	£126.50
R3384TTS	BR 4-6-0 'King George I' 6000 King Class, Late BR-TTS Sound	£164.50
R3388TTS	Bo-Bo Class 67 'Cairn Gorm' 67004 Caledonian Sleeper - TTS Sound	£144.50
R3392TTS	RailRoad BR Class 40 40164 with TTS Sound	£77.50
R3393TTS	RailRoad RFD Class 47 47033 with TTS Sound	£77.50
R3410	BR 4-6-0 'King Henry III' 6000 King Class - Early BR Locomotive	£142.50
R3411	SR 4-6-0 827 Maunsell S15 Class Locomotive	£119.50
R3412	BR 4-6-0 30842 Maunsell S15 Class - Early BR	£119.50
R3424	LNER 0-8-0 Raven Q6 Class Locomotive	£117.50
R3425	BR 0-8-0 Raven Q6 Class - BR Early Locomotive	£117.50
R3426	BR 0-8-0 Raven Q6 Class - BR Late Locomotive	£117.50
R3427	Peckett 0-4-0T W4, Base Livery 563 'Dodo'	£68.50
R3428	Peckett 0-4-0T W4, Manchester Ship Canal	£68.50
R3429	Peckett 0-4-0T W4, Huntley & Palmer	£68.50
R3456	BR 4-6-0 'Sir Hervis de Revel' N15 King Arthur Class	£137.50
R3462	BR 2-8-0 '4287' 42xx Class - Late BR	£106.50
R3497	RailRoad BR 'D9016' Class 55 Diesel Electric	£51.50

See our website for full Hornby 2016 range.

## PRICE PROMISE

We guarantee the price of our forthcoming releases for Locomotives, coaches and wagons to be at least 10-25% less than the RRP at the time of release. We also offer large discounts on many of our railway accessory ranges.

We continually monitor other retailers to ensure that our prices are always competitive.

## JUST LOOK FOR THE



## BACHMANN

## FULL RANGE STOCKED AT BARGAIN PRICES

30-048	The Highlander Digital Sound Train Set	£254.50
30-325	Ambulance Train No.40 Train Pack	£140.20
31-003A	Robinson Class 04 6184 LNER Black	£110.45
31-004A	Robinson Class 04 63762 BR Black Early Emblem Weathered	£118.95
31-040	Class 450 4 Car EMU 450073 South West Trains	£254.95
31-041	Class 450 4 Car EMU 450127 South West Trains Weathered	£271.95
31-089	3200 (Earl) Class 3214 GWR Green Shirt-Button Monogram	£111.50
31-119	BR Standard Class 4MT #75035 BR Black L/Crest - Weathered	£135.95
31-168	OO Scale L&YR 2-4-2 Tank 10713 LMS Crimson	£87.95
31-169	OO Scale L&YR 2-4-2 Tank 50705 BR Lined Black Early Emblem	£87.95
31-204	Patriot Class 5330 'Sir Frank Ree' LMS Crimson	£140.21
31-214	Patriot Class 4-6-0 'Giggleswick' #45538 BR Green Early Emblem	£140.21
31-379	2EPB 2 Car EMU 5771 BR Green Small Yellow Panel	£186.96
31-433	Midland Class 1F 1739 LMS Black Open Cab	£81.56
31-434	Midland Class 1F 41803 BRITISH RAILWAYS Black	£81.56
31-435	Midland Class 1F 41726 BR Black Early Emblem	£81.56
31-440	Ivatt Class 2MT 2-6-2 Tank #41243 BR Lined Black Early Emblem	£106.21
31-461A	C Class 0-6-0 1294 Southern Railway Black	£106.21
31-462A	C Class 0-6-0 31227 BR Black Early Emblem	£106.21
31-480	G2A 9376 LMS Black with Tender Back Cab	£101.96
31-481	Ivatt Class 2MT 2-6-2 Tank #41243 BR Lined Black Early Emblem	£114.71
31-528A	Class A2 60529 'Pearl Diver' BR Lined Green Late Crest	£135.95
31-531	Class A2 60536 'Trimboth' BR Lined Green Early Emblem	£135.95
31-614	Class V3 Tank #67609 BR Lined Black Late Crest Cranked Pipes	£110.46
31-615	Class V3 Tank #67690 BR Lined Black Early Emblem	£110.46
31-656	Class 47 47256 BR Green Full Yellow Ends (TOPS) Weathered	£127.46
31-659	Class 47 47001 BR Blue Weathered	£127.46
31-659DS	OO Scale Class 47 47001 BR Blue (DCC Sound)	£203.96
31-660	Class 47/4 47436 BR Blue Large Logo	£114.71
31-679	Type A15 Electric #E3095 BR Electric Blue Small Yellow Panel	£107.95
32-034A	Class 20 2011 BR Green Full Yellow Ends Weathered	£91.95
32-038DS	Class 20 #20124 BR Blue Indicator Discs - Weathered - SOUND	£183.95
32-044	Class 20 #D0802 BR Green Indicator Discs with Tablet Catcher	£87.95
32-045	Class 20 20118 'Saltburn-by-the-Sea' BR Railfreight Red Stripe	£87.95
32-085	Class 56XX #6639 BR Black Early Emblem	£71.95
32-115B	Class 08 08818 BR Blue Wasp Stripes Weathered	£93.46
32-119	Class 08 08907 DB Schenker	£84.96
32-120	Class 08 13287 BR Plain Green Early Emblem	£84.96
32-176	LMS Crab 42765 BR Lined Black Early Emblem	£123.21
32-178A	LMS Crab 13174 LMS Lined Black Welded Tender	£123.21
32-235	Fowler Class 3F 0-6-0 (Jinty) 47673 BR Black Late Crest Weathered	£75.95
32-285	Class 101 2 Car DMU BR Green with Speed Whiskers	£119.95
32-287A	Class 101 2 Car DMU BR Blue & Grey Weathered	£135.50
32-331	Class 25/1 #25043 BR Green Full Yellow Ends - Weathered	£87.95
32-390	Class 37/7 37706 'Conidae' Railfreight Petroleum Sector	£101.96
32-391DS	Class 37/7 37796 Railfreight Coal Sector - SOUND	£203.96
32-482	Class 40 97407 'Aureol' BR Blue Departmental Weathered	£131.71
32-483	Class 40 D338 BR Green Split Head Code Small Yellow Panel	£118.96
32-484	Class 40 40159 BR Blue Centre Head Code Full Yellow Ends	£118.96
32-561	Class A1 60122 'Curlew' BR Express Blue Early Emblem	£152.96
32-575A	Ivatt Class 4MT 3000 LMS Black	£114.71
32-610	Class 90 90023 Intercity	TBA
32-611	Class 90 90037 Railfreight Distribution	TBA
32-612	Class 90 90042 Freightliner 'Powerhaul'	TBA
32-680	Class 45 #45036 BR Blue Split Centre Head Code	£95.95
32-762DS	Class 57/3 'The Hood' #57312 Virgin - Weathered - SOUND	£191.95
32-785DS	Class 37/0 #37254 BR Departmental - Weathered - SOUND	£191.95
32-858	BR Standard Class 9F 92189 BR Black L/Crest: IF Tender W'thd	£140.21
32-880	Fairburn 2-6-4 Tank 2278 LMS Black Weathered	£103.95
32-881	Fairburn 2-6-4 Tank 42105 BR Lined Black E/Emblem Weathered	£110.46
32-882	Fairburn 2-6-4 Tank 42062 BR Lined Black Late Crest	£103.95
32-981	Class 66 66416 Freightliner Powerhaul	£127.46
32-982	Class 66 66434 DRS Plain Blue Compass	£127.46
32-991	Wickham Type 27 Trolley Car BR Maroon	£67.96
32-992	Wickham Type 27 Trolley Car BR Engineers Yellow	£67.96
32-993	Wickham Type 27 Trolley Car BR Engineers Yellow Wasp Stripes	£67.96

See our website for full 2016 range.

## Colour coding:

No DCC

DCC READY

DCC Fitted/Sound

## PLEASE NOTE:

All items currently in stock are despatched immediately.

Forthcoming releases will be despatched immediately upon release.

If your order contains both current items and forthcoming releases then these will be despatched separately and subject to separate delivery charges.



## GRAHAM FARISH

## FULL RANGE STOCKED AT BARGAIN PRICES

371-021A	Class 08 D3785 BR Green Late Crest	£75.95
371-023	Class 08 660 'Ivor' Network South-East Diesel Shunter	£80.70
371-024	Class 08 907 DB Schenker Diesel Shunter	£80.70
371-033	Class 20 D8011 BR Green Small Yellow Panel Weathered	£95.95
371-035	Class 20 Twin Pack Hunslet-Barclay	£178.07
371-036	Class 20 227 London Underground Diesel	£101.95
371-037	Class 20 205 BR Blue Diesel	£101.95
371-050C	Class 04 D2283 BR Green Warning Stripes	£76.46
371-051C	Class 04 D2295 BR Blue Wasp Stripes	£71.95
371-054	Class 04 D2332 'Lloyd' NCB Yellow	£71.50
371-063	Class 03 D2383 BR Green Wasp Stripes Weathered	£80.71
371-064	Class 03 03170 BR Blue Wasp Stripes & Air Tanks Weathered	£80.71
371-168	Class 37/5 #37506 Railfreight Red Stripe	£97.50
371-286	Class 55 'Kings Own Yorkshire Light Infantry' #D9002 BR Grn SYP	£97.50
371-287	Class 55 'Prince of Wales's Own Regiment of Yorkshire' #55005 Blue	£97.50
371-329	Class 150/2 #150247 BR Sprinter - Weathered	£144.46
371-330	Class 150/1 #150128 First Great Western	£131.71
371-350A	Class 60 60035 EWS	£103.96
371-357	Class 60 60057 'Adam Smith' BR Coal Sector	£103.96
371-358	Class 60 60021 Colas	£103.96
371-383A	Class 66 66101 DB Schenker	£103.96
371-396	Class 66 (Low Emission Variant) 'Interhub GB' #66731 GBRf	£97.50
371-397	Class 66 66434 DRS Plain Blue Compass	£103.96
371-504	N Scale Class 101 2 Car DMU BR Green	£144.46
371-505	N Scale Class 101 2 Car DMU BR Network South-East	£144.46
371-604	Class 42 Warship 'Onslaught' #D832 BR Green	£94.50
371-656	Class 57 'Prince of Wales' Network Rail Yellow	£97.50
371-880	Class 108 2 Car DMU BR Green Small Yellow Panel	£144.46
371-987	Class 64xx 0-6-0 Pannier Tank #6400 BR Lined Green Late Crest	£80.71
372-060	Midland Class 4F #43924 BR Black Late Crest Fowler Tender	£87.50
372-061	Midland Class 4F #3851 LMS Black Johnson Tender	£87.50
372-062	Midland Class 4F #43875 BR Black Early Emblem Johnson Tender	£87.50
372-080	Class B1 #61045 BR Lined Black Early Emblem - Weathered	£118.96
372-138	Class 5 #5190 LMS Plain Black	£103.50
372-139	Class 5 #45206 BR Lined Black Early Emblem	£103.95
372-310	Merchant Navy Class #35024 'East Asiatic Company' BR Blue E/E	£131.50
372-311	Merchant Navy Class 35023 Holland-Afrika Line	£131.50
372-312	Merchant Navy Class #35028 'Clan Line' BR Green Late Crest	£131.50
372-313	Merchant Navy Class 35021 New Zealand Line	£131.50
372-330	BR Standard Class 3MT Tank #82028 BR Black L/C - Weathered	£106.21
372-331	BR Standard Class 3MT Tank #82020 BR Plain Green Late Crest	£97.71
372-385	Class A2 'AH Peppercorn' #525 LNER Apple Green	£131.50
372-386	Class A2 'Bachelors Button' #60537 BR Brunswick Green E/E	£131.50
372-387	Class A2 60527 'Sun Chariot' BR Lined Green Late Crest	£131.50
372-536	Class 4MT Tank #80119 BR Lined Black Late Crest	£101.96
372-578	Rebuilt Royal Scot 'Royal Scot' #6100 LMS Crimson (Preserved)	£118.96
372-579	Rebuilt Royal Scot 'Royal Ulster Rifleman'	
372-653	#46122 BR Green Late Crest - Heavily Weathered	£127.46
372-725	BR Standard Class 4MT #76079 BR Lined Black Early Emblem	£101.50
372-726	BR Standard Class 5MT 73068 BR Lined Grn Late BRIC Tender	£103.50
372-931	Fairburn 2-6-4 Tank #2691 LMS Black Locomotive	£95.95
372-931	N Class 2-6-4 #31844 BR Black Early Emblem	£99.95
372-932	N Class 2-6-4 #31811 BR Black Late Crest	£99.95
372-933	N Scale N Class 2-6-0 810 SWCR Grey	£99.95

See our website for full 2016 range.

## RAILS BLACK LMS LIMITED EDITIONS

31-999X	LMS Twin Loco 10001 in BR Black with Chrome trimmings and no emblem	£134.99
---------	---	---------

UK POSTAL RATES: £4.00 (1st Class), £4.50 (1st Class Recorded), Special Delivery £8.50 next day delivery inc Saturdays by 1:00pm (orders must be placed before 2:00pm on date of despatch), £7.50 per parcel over 2kg sent via Parcelforce courier for next day delivery inc Saturdays (orders must be placed before 3:00pm on date of despatch). This excludes post codes: IV, HS, KA27-28, KW, ZE, PA20-28, PH17-50, BT, IM, TR21-25, JE-GY and PO31-41 which will be charged at £12.

WORLDWIDE POSTAL RATES: Postage charged at cost sent via Royal Mail Airmail under 2kg, Parcelforce over 2kg. (Air sure and international signed for available on request). Non EEC countries are VAT deductible.

New releases may be booked in advance.

All mail order or telephone orders despatched immediately with an immediate refund or follow-on option on 'Out of Stock' items. Please advise with your order.

All goods are either in stock or on order.

By Car: From M1 South, Junction 29, follow A617 to Chesterfield then A61 to Sheffield. From M1 North, Junction 33, follow Parkway then A61 Chesterfield Road.



## dapol DAPOL AT BARGAIN PRICES

N GAUGE OO GAUGE O GAUGE

### GOLD STAR STOCKISTS

#### FULL RANGE STOCKED

Call us or see our website for more details and bargain prices

## ESU Loksound AT BARGAIN PRICES

V4.0 Steam Sound	Classes A4 Pacific, A1/A2 Pacific, A1 Pacific 'Tornado'	£89.50
Decoder with Speaker	GWR Pannier 57xx, GWR Manor 78xx, BR/LMS Mogul, 4MT Tank, Jubilee, BR/LMS Fairburn, Ivatt Class 4, 3F Jinty, Bulleid Pacific	
V4.0 Diesel Sound	Classes 03/08/20/24/25/31/37/40/43 HST/44/45	£89.50
Decoder with Speaker	47/50/52/55/57/66/67/108 DMU/158 Sprinter	
DCCSFIT	Fitting service for all OO gauge Steam Classes	£25.00
DCCDIFT	Fitting service for all OO gauge Diesel Classes	£25.00

All sound decoders are available with either 8 or 21 pin connectors, several of the steam decoders are suitable for use in other locomotives. See our website for more details.

50010	ECosBoost ext Booster 4A DCC/MOT/SX/mfx	£188.00
50011	ECosBoost ext Booster 8A DCC/MOT/SX/mfx	£345.00
50095	ECosDetector Extension Module - 32 outputs	£39.25
50200	ECosCommand Station (2nd Gen) 15-21V & Colour Touchpad	£499.99

### DECODER FITTING SERVICES

DCCFIT6	DCC Decoder fitting service for N gauge 6 pin DCC Ready locomotives	£29.50
DCCFIT8	DCC Decoder fitting service for OO gauge 8 pin DCC Ready locomotives	£29.50
DCCFIT21	DCC Decoder fitting service for OO gauge 21 pin DCC Ready locomotives	£29.50

The charges for our fitting services are inclusive of the cost of the decoder which will either be a Hornby 4 or Bachmann 3 function decoder chosen at our discretion.

## HELJAN HELJAN AT BARGAIN PRICES

OO GAUGE O GAUGE

### FULL RANGE STOCKED

Call us or see our website for more details and bargain prices

3910 LNER Class 02/3 'Tango' 2-8-0 #3965 LNER Black - Stepped Tender	£147.50
3911 Ex-LNER Class 02/3 'Tango' 2-8-0 #63954 BR Black - Stepped Tender	£147.50
3921 Ex-LNER Class 02/4 'Tango' 2-8-0 #63983 BR Black with E/C - Flush Tender	£147.50
5350 Class 53 D0280 FALCON in 'as-built' lime green & brown with original printed nameplates	£545.00
5351 Class 53 D0280 FALCON in BR 2-tone green with sm yell warn panels/etched nameplates	£545.00
5352 Class 53 1200 FALCON in BR blue livery with full yellow ends and etched nameplates	£545.00

## dapol DAPOL AT BARGAIN PRICES

### Dapol 'O' Gauge 08

7D-008-000 Class 08 # D3048 BR Green L/C No Warning Panels	£169.95
7D-008-001 Class 08 # 13115 BR Green E/C No Warning Panels	£169.95
7D-008-002 Class 08 # 08529 BR Blue Wasp Stripes	£169.95
7D-008-003 Class 08 # D3084 BR Green Wasp Stripes Late Crest	£169.95

### PHONE/ORDER HOTLINE

(0114) 2551436

Open 9:00am - 5:00pm

24 Hr Answerphone service for orders



### Gift Vouchers

Why not treat someone to a RAILS OF SHEFFIELD Gift Voucher. Purchase by phone or through our website.

## GAUGEMASTER GAUGEMASTER AT BARGAIN PRICES

DCC01	Prodigy Express Package	£119.95
DCC02	Prodigy Advance Package	£209.50
DCC03	Prodigy Advance 2 Wireless Starter Set	£359.50
DCC13	Prodigy Advance 2 Wireless Walkaround	£149.50
DCC14	Prodigy Advance 2 Backlit Walkaround	£99.00
DCC23	6 Pin N Gauge Plug-in Decoder	£21.00
DCC27	OMNI 21 & 8 Pin Decoder	£15.95
DCC30	Accessory Decoder	£46.75
DCC40	Auto Reverse Module	£31.50
DCC51	Prodigy Wireless Conversion Set	£199.50
DCC55	Prodigy Advance Wired Computer Interface Cable	£43.50
Model D	Twin Track Controller	£67.50
Model Q	Four Track Controller	£124.50
PM1	Point Motor with Accessory Switch	£4.25
PM2	Point Motor	£3.50
PM4	Point Motor Self Latching with Switch	£4.95
100M	Single Power Controller	£67.95

## PECO PECO AT BARGAIN PRICES

### FULL RANGE STOCKED

All Gauges Track and Accessories  
Call us or see our website for more details and bargain prices

## DJ MODELS AT BARGAIN PRICES

Advance Orders Now Being Taken for the new DJ Models Range  
Call us or see our website for more details and bargain prices

OOJ94-001	Class J94 0-6-0 Steam Loco #68023 BR E/C black with tall coal bunker	£81.50
OOJ94-002	Class J94 0-6-0 Steam Loco #68061 BR original bunker height	£81.50
OOJ94-003	Class J94 0-6-0 Steam Loco #68064 LNER with original bunker height	£81.50
OOJ94-004	Class J94 0-6-0 Steam Loco #68023 LNER with original bunker height	£81.50
OOJ94-005	Class J94 0-6-0 Steam Loco #68068 BR with tall bunker	£81.50
N17-001	Class 17 Clayton BR Blue Diesel Loco D8574	£97.50
N17-002	Class 17 Clayton BR Blue Diesel Loco D8512	£97.50
N17-003	Class 17 Clayton BR Green with small yellow warning panel Diesel Loco D8555	£97.50
N17-004	Class 17 Clayton BR Green with small yellow warning panel Diesel Loco D8536	£97.50
N17-005	Class 17 Clayton BR Green with small yellow warning panel Diesel Loco D8501	£106.50
N17-006T	Class 17 Clayton Diesel Loco D8574 BR blue (powered) + D8583 BR blue (dummy) Twin Pack	£127.50
N17-007T	Diesel Loco D8616 BR green SYWP (powered) + D8561 BR green SYWP (dummy) Twin Pack	£127.50

## RAILS ON EBAY



RAILS OF SHEFFIELD



100's OF ITEMS ADDED DAILY



RAILS OF SHEFFIELD



VISIT OUR [RAILS-SHEFFIELD EBAY STORE](http://stores.ebay.co.uk/Rails-Of-Sheffield)

SPECIALISING IN QUALITY NEW & SECOND-HAND MODEL TRAINS, DIECAST & OTHER RARE & HIGHLY SOUGHT-AFTER COLLECTIBLES

VISIT OUR [RAILS-VAULT EBAY STORE](http://stores.ebay.co.uk/The-Rails-of-Sheffield-Vault)

SPECIALISING IN SECOND-HAND ACCESSORIES, DIECAST, RESTORATION PROJECTS, SCENICS & OTHER MISCELLANEOUS MODELS

## ALSO STOCKED AT BARGAIN PRICES

In addition to full ranges from all the manufacturers featured here we also offer full ranges from:



WOODLAND SCENICS  
The World Leader in Model Scenery



and many more. If you can't find the product you are looking for on our website then please contact us and we can order it in for you. Check out our [ebay](http://stores.ebay.co.uk/Rails-Of-Sheffield) stores to see what discontinued and rare items we have on offer and for your chance to pick up a second-hand bargain today.

Visit: <http://stores.ebay.co.uk/Rails-Of-Sheffield>

Visit: <http://stores.ebay.co.uk/The-Rails-of-Sheffield-Vault>

MODEL RAILWAYS BUY - SELL - EXCHANGE ANY GAUGE ANY AGE TOP PRICES PAID

[www.railsofsheffield.com](http://www.railsofsheffield.com)



OFFICIAL HORNBY  
COLLECTORS CENTRE

Est 1975

FOR MORE SPECIAL OFFERS AND UP TO THE  
MINUTE RELEASES VISIT OUR WEBSITE

TELEPHONE/ORDER

HOTLINE

(0114) 2551436

Open 9:00 am - 5:00 pm

24 Hr Answerphone service for orders



RAILS OF SHEFFIELD

SHOP OPENING HOURS:

9:30 am - 5:00 pm

Monday - Saturday

Free parking outside the door!

WANTED

CASH OR PART EXCHANGE

We urgently require collections of any size featuring products from the following manufacturers:



We are always on the lookout for all types of kit built models including Pro-Scale, Nu-Cast, Golden Age Models, Silver Fox Models, Comet Models, David Andrews and Japanese/Korean Brass in addition to all manufacturers above.

Please do contact us if you are at all unsure as to whether we would be interested in your collection.

We value your used models very highly and will pay top prices for all items offered.

We provide a fast, professional and friendly service from our family run business.

Distance is no object and anything is considered.

Please telephone us on 01142 551436, email [secondhand@railsofsheffield.com](mailto:secondhand@railsofsheffield.com), fax us on 01142 555982 or post your lists to the address at the bottom of the page quoting reference RM2013, all enquiries answered.

RAILS OF SHEFFIELD, 21/29 CHESTERFIELD ROAD, SHEFFIELD, S8 0RL. TEL(0114) 255 1436, 8 LINES. FAX (0114) 255 5982  
PHONE/FAX/24 HR ANSWERPHONE FOR ORDERS OUTSIDE SHOP HOURS. EMAIL: [info@railsofsheffield.com](mailto:info@railsofsheffield.com) WEBSITE: <https://railsofsheffield.com> (E & OE)





## Cobalt iP digital

**525,000 plus changes and still going...  
counted on its own internal switches!**

**A look behind the scenes @DCCconcepts:**

Every time we produce a batch of Cobalt motors, we take random samples from the batch and test them until they no longer work perfectly!

What's more, while that is of course important, we don't just test them for reliable changing... We count all our tests two ways, watching both the commands to change sent from the Tester AND reading the feed-back from Cobalts own on-board S.P.D.T. switches.

We also analyse every single test, trying to make every Cobalt motor a little better every single time...

The result? Cobalt tests now exceed 500,000 changes per test... with little no change in the operating quality

**So why are Cobalt iP Digital and Cobalt iP Analog so reliable?**

- Tooling is replaced before it wears and the case is made from super-stable plastics
- Gearing is made from really long-life engineering plastics created for gearing use.
- We use Gold plated Phosphor-bronze contacts & we harden switching PCB tracks for low wear.

**So - What does such high reliability mean for YOU? We think it means a lot!**

An example? we offer a lifetime warranty: However - What's it worth unless we know what a lifetime may be? In the case of Cobalt iP we now KNOW that the average Cobalt iP turnout motor, Digital or Analog will out-last us all as the tests we put them through equal more than 200 years "On-layout" use...

**So our LIFETIME warranty is a real benefit to YOU: We like that!**

Cobalt point motors & all other DCCconcepts products are distributed world-wide by DCCconcepts Pty. Ltd  
3/13 Lionel St, Naval Base WA 6165 Australia P+61 8 9437 2470 F+61 8 9437 2471 [www.dccconcepts.com](http://www.dccconcepts.com)

DCCconcepts welcomes Retailer & Distributor enquiries. In the UK, DCCconcepts products are distributed by Gaugemaster Controls Ltd., Ford Rd, Arundel BN18 0BN Ph. +44 1903 884 488 [www.gaugemaster.com](http://www.gaugemaster.com)





# SMOKE, SOUND

**S**TEAM LOCOMOTIVES are full of atmosphere. Their need to burn coal created a dirty environment even before a fire was lit and the smoke and steam which erupted from the chimney gave these machines an unparalleled presence on the working railway.

Capturing these elements in model form is difficult because our models use electricity to generate movement. However, with the use of Digital Command Control (DCC), a little bit of electrical sorcery and some subtle use of paints and powders

we can get much closer to that reality.

The subject of this project is Heljan's recently released Gresley 'O2' 2-8-0 (HM105). From the moment it arrived in our office we saw its potential as a project showing the combined elements of smoke, sound and weathering. It offers a simple means of installing a decoder through the introduction of a 21-pin socket in the tender, but handily the manufacturer has also left the smokebox empty and space inside the boiler barrel for some extra wires, making it a near ideal choice for adding a smoke generator.

Fitting a smoke generator isn't the easiest of

tasks for a beginner on any locomotive. Most models will require the chimney opening out and we had to do this with the 'O2', increasing the diameter from 4mm as supplied to 4.5mm and then 5mm taking the plastic of the moulding close to its limits. Also, the Seuthe No. 22 smoke generator we used only just fitted into the hole vertically, although once in place it had ample room to slide up and down to find the perfect position.

Adding extra features such as this with the 21-pin socket also brings its own pitfalls. It requires very careful soldering of fine wires





# & GRIME

Conveying the atmosphere of a working steam locomotive can be hard in model form. **MIKE WILD** takes on the challenge with Heljan's Gresley 'O2' 2-8-0 by adding a smoke generator, sound and a full weathered finish.

for both the smoke generator and speaker directly to connections on the locomotive's Printed Circuit Board (PCB). With the right soldering iron nib (we used a 2mm diameter tip) and a careful hand though this is well within the possibilities of anyone capable of using a soldering iron. Just take care to plan and organise yourself before bringing the soldering iron into contact with the PCB.

Completing this project is a full weathered finish for this hardworking freight locomotive. This has been built up in layers and uses a number of AK Interactive and Lifecolor paints

to achieve the final effect. The finish isn't full-on grime and suggests a locomotive that has seen a cleaner's rag recently with some of the elements copied from colour images of the prototype sourced on the internet.

With the smoke generator, decoder, speaker and weathering complete it left just three things to do: add a lamp on the front footplate, a crew in the cab and a coal load in the tender. The lamp is from Springside while the crew is one from Masterpiece figures cast in metal and supplied ready painted. Coal is from Geoscenics, but for a change from our usual method of

using PVA glue to secure this in place we opted to try out Humbrol Matt Cote which is useful for avoiding the sheen sometimes created by PVA while also being able to secure small lumps of coal away from the main stack.

The step by step guide explains the processes we went through to create this closely authentic model of the powerful Gresley 'O2' 2-8-0. [Heljan](#)

At the head of a long string of empty mineral wagons, Gresley 'O2' 63983 plods past Topley Dale goods yard. The addition of a smoke generator and sound decoder is totally invisible from the outside, but once it is all switched on it brings this model to life.





## STEP BY STEP SMOKE, SOUND AND GRIME FOR A HELJAN '02' 2-8-0

**1**

The subject of choice: Heljan '02' 2-8-0 63983 in BR black with early crests. One of the areas I'm keen to work on is removing the fresh metal look from the handrails.



**2**

As a starting point the plastic coal load was removed from the tender. This was lightly glued at the rear but a little pressure from a craft knife gently levered against the bulkhead behind the toolboxes prised this off cleanly.

**3**

Before we go any further with cosmetic work the process of installing the smoke generator and sound decoder will be tackled. This avoids getting finger marks on the fresh paint finish. Turning the model upside down, two screws at opposite corners of the tender hold the body in place.

### USEFUL LINKS AND CONTACTS

Lifecolor	<a href="http://www.airbrushes.com">www.airbrushes.com</a>
AK Interactive	<a href="http://www.ak-interactive.com">www.ak-interactive.com</a>
Humbrol	<a href="http://www.humbrol.com">www.humbrol.com</a>
Masterpiece	01428 727341
Springside	<a href="http://www.springsidemodels.com">www.springsidemodels.com</a>
Seuthe	<a href="http://www.gaugemaster.com">www.gaugemaster.com</a>
Geoscenics	<a href="http://www.geoscenics.co.uk">www.geoscenics.co.uk</a>
Zimo	<a href="http://www.digitrains.co.uk">www.digitrains.co.uk</a>

**4**



With the screws removed the tender body slides off without any fuss revealing the internal spaces. The 21-pin socket is mounted on a circuit board with ample space while the speaker enclosure at the rear is designed for a 23mm round design.

**6**

Moving to the front a second screw is located offset from centre beneath the pony truck. Remove this to release the front of the body. The locomotive body will now lift clear of the chassis at the footplate.



**5**

Now we need to remove the locomotive body, which is a little more delicate. First remove the screw which secures the tender drawbar to the locomotive. This also acts as the rear securing screw for the locomotive body.





**7** With both halves of the body removed we are now ready to get to work. As you can see the chassis block only fills the boiler barrel and is shaped so that there are spaces either side where the additional wires for the smoke generator can be fed.

**GO ONLINE!**  
VISIT [WWW.HORNBYMAGAZINE.COM](http://WWW.HORNBYMAGAZINE.COM)  
TO SEE THIS IN ACTION




In order to fit the smoke generator into the chimney: first the opening needs to be reamed out. Don't be tempted to go straight for the largest drill – the plastic might break! Instead work up in sizes. We used two diameters – 4.5mm and 5.0mm – in succession to open out the chimney enough to host the generator working carefully and slowly with each to avoid it snagging on swarf.



From above you can see how snug the fit is. It sits comfortably below the upper lip of the chimney, which is actually a separate moulding, which helps to disguise its appearance.




From the inside the smoke generator sits just above the base of the smokebox, but it is a very tight fit to physically install it.



**14** To keep the wires neat and tidy, as well as insulate them, black electrical tape was used to hold the wires against the inner radius of the boiler barrel, keeping them well away from the chassis block. With this done the locomotive body was reattached in the reverse of its disassembly.

**15** Next the tricky bit – connecting the wires to the decoder socket on the PCB. To do this we lifted the PCB off its base and positioned it on top of the tender chassis side wall with Blue Tak. On the left-hand side of the socket the wires from the smoke generator are carefully soldered to the third and fifth pins from the right using a 2mm diameter nib on a 25w soldering iron.




Looking inside the smokebox you can see that it is an empty space ripe for installations. However, it is still a tight fit vertically for a Seuthe No. 22 smoke generator.



To connect the smoke generator back to the decoder two black wires need to be run the length of the model. To accommodate them two 1mm diameter holes were drilled through the bottom of the firebox backhead and 1mm diameter decoder wire fed through.

**13** Using a soldering iron the two black wires were then connected to the connections on the smoke generator. For DCC it doesn't matter which way round the connections are made to the decoder.






## STEP BY STEP SMOKE, SOUND AND GRIME FOR A HELJAN 'O2' 2-8-0

**16** Heljan provides a connection for a speaker but no connector so instead we removed it and soldered directly to the PCB as in Step 15. This time our connections for the speaker are the second and third pins from the right. Details of all the relevant pins are provided in the instructions with the Zimo MX644 decoder that we are using. The speaker is a 15mm x 10mm cube by Zimo.



**17** The final and simplest part of the DCC installation is to plug the decoder in, ensuring that it is aligned correctly with the pins on the socket. Then, before going any further, the model was taken onto our test track to ensure that everything operated as it should.



**18**



With the internal work complete the tender was reassembled and the locomotive tested once more. We reduced the volume through CV266 to 50, for our personal preference, set the address to '3983' and adjusted the exhaust rate using CV267 to 65 to give a near perfect six beats to a revolution for the three-cylinder 2-8-0.

**19**

Now we can give the 'O2' that working look. First the boiler, cabsides and tender were washed over with AK Interactive Engine Grime (AK082) using a flat brush.



**20**

The wash was then worked back to leave traces around panel lines and joints using thinners and to give the tender side a streaked effect.

**21**

The underframe was blown over with Lifecolor Frame Dirt (UA719) using an airbrush, completing the basic weathering on which we could build.







**22** Using an airbrush again Lifecolor Burned Black (UA736) was applied over the cab roof and boiler top to suggest soot deposits from the chimney.



**24** Worn Black was also drifted in over the original Engine Grime application to blend in the streaks and make the effects subtler.



**25** Detailing of the paint finish starts with two of my favourite weathering colours – Lifecolor's Grease Effect (UA263) and Dirty Grease Effect (UA262). The Grease Effect is brushed lightly onto the motion to suggest the use of grease and oil while the Dirty Grease Effect is brushed liberally onto the tender axleboxes as well as the lubricator boxes on the footplate and buffer heads.



The finishing touches in this less is more approach are two pigments – Lifecolor Eroding Burned Rust (PG107) and Reflecting Agent (PG110). The Eroding Burned Rust was added at the back of the tender coal space as well as cautiously on the brake hangers and smokebox. The Reflecting Agent – which gives a superb metallic sheen – was used sparingly on the cab handrails as well as the cab steps and the edge of the footplate where boots would rub away the paint finish.



**27** To enhance the cab and further hide the wiring for the smoke generator a crew from Masterpiece Models was glued in place using superglue. In the tender coal space Geoscenics coal was loaded carefully into place then glued down with Humbrol Matt Cote.



**23** The smokebox was given a slightly different hue by using Lifecolor Worn Black (UA734) – this colour being typical of smokeboxes due to the heat generated inside them.

#### WHAT WE USED

PRODUCT	MANUFACTURER	CAT NO.
Burned Black	Lifecolor	UA736
Worn Black	Lifecolor	UA734
Frame Dirt	Lifecolor	UA719
Eroding Rust powder	Lifecolor	PG107
Dirty Grease Effect	Lifecolor	UA262
Grease Effect	Lifecolor	UA263
Reflecting Agent powder	Lifecolor	PG110
Engine Grime	AK Interactive	AK082
Matt Cote	Humbrol	AC5601
Crew	Masterpiece	FP113
LNER lamp	Springside	DA5/10
Coal	Geoscenics	Coal1000
No. 22 smoke generator	Seuthe	No. 22
MX644D sound decoder	Zimo	MX644
15mm x 10mm cube speaker	Zimo	LS10X15H



**28** The finishing touch: a Springside LNER lamp on the lower right lamp iron for this locomotive to work a mineral train, ballast or pick-up goods.



# THORNE HILL COLLIERY

*It's a long way from the Moray Firth to Dewsbury, but that was the location which inspired **JEFF WETHERELL** of RAF Kinloss MRC to build this busy 'O' gauge exhibition layout.*

**PHOTOGRAPHY, MIKE BISSET**







## STATISTICS

<b>Owner:</b>	Jeff Wetherell
<b>Scale:</b>	'O'
<b>Length:</b>	16ft
<b>Width:</b>	21in
<b>Track:</b>	Peco and Marcway
<b>Control:</b>	Analogue
<b>Period:</b>	BR 1950s, North Eastern Region



A Robert Stephenson 0-6-0ST rests under the coal screens. Clearly there has been a delivery of new pit props.





**2** A Hudswell Clarke 0-4-0ST simmers in the siding by the stores. To the right are the stables for the hard working pit ponies.



**3** A Hawthorn Leslie 0-4-0ST brings in the morning miners' train to the colliery halt.



**4** An ex-NER 'N10' 0-6-2T, built from a Connoisseur kit, propels coal empties under the coal screens.

**T**HORNE HILL COLLIERY is the latest layout to be exhibited under the banner of RAF Kinloss Model Railway Club.

Kinloss is in the north of Scotland on the Moray Firth and the model railway club has been in existence for almost 40 years. Although formed by serving Royal Air Force personnel, its doors were always open to civilians from the local area. With the RAF pulling out of Kinloss, the club lost its premises, but still carries on, with layouts being stored at members' houses.

The club has never built 'club layouts' as

such. Instead, layouts are built by individual members, with advice and assistance being provided by other members who also make up the team of operators at exhibitions. Over the years, members' layouts have appeared at many exhibitions, not only in Scotland, but also in England and as far south as Birmingham. With Kinloss's remote northerly location, this must make the RAF Kinloss members some of the most travelled exhibitors in the country!

Thorne Hill Colliery was conceived and built by club member Jeff Wetherell. Jeff is not a great fan of the pristine branch line type of railway, preferring to portray the less pretty realities of a working railway

in an industrial setting. He is always on the lookout for locations which have interesting buildings, operational interest, and a trackplan of reasonable simplicity which can be replicated in model form without too much compromise.

## YORKSHIRE INSPIRATION

A small colliery near Dewsbury fitted the bill perfectly. This was originally called Combs Pit, but, on nationalisation in 1948 it was renamed Thornhill Colliery. As good photographs of one of the buildings were not available, Jeff was unable to create a faithful recreation of the site, so to differentiate the model





from the original, he altered the name slightly to Thorne Hill Colliery.

Work started in 2013. In a conversation with the Warley show organisers, he mentioned that work had started on the new project. With an existing track record of exhibiting innovative layouts at Warley, he was immediately given an invitation to bring it to the 2014 show. This provided the impetus to get on with some serious work to have it ready for the 600-mile trip to the NEC.

*“One of the joys of building a new layout is making the buildings.”*

**JEFF WETHERELL**


The layout comprises four scenic boards, each 4ft x 21in with a 3ft baseboard at one end for the storage of cassettes. Behind the backscene is a storage yard, accessed via a track running behind one of the buildings. The baseboards are built with plywood tops on timber frames. The plain track is Peco, with Marcway turnouts operated by Seep point motors. Ballasting has been carried out with Woodland Scenics ash ballast set in place with dilute PVA glue from an eye dropper. Operation is by traditional 12v DC

analogue, with the control panel split into four sections. One operator looks after the section covering the coal screens, whilst a second operator manages the other sections covering the remainder of the layout. The coal screens have two working chutes which are hand operated.

### **THE STRUCTURES**

To Jeff, one of the joys of building a new layout is the construction of the buildings, most of which are of a unique character. With the pithead and coal screens, much use has been made of fine pine strip and square section from the local DIY superstore. »





**Repainting of the colliery signalbox  
takes place as a Hudswell Clarke  
0-4-OST enters the station area.**


On any 'O' gauge layout with an industrial theme, the buildings tend to be much larger than the norm for a model railway, so rigidity for strength and resistance to warping is essential, but with consideration still being given to the weight factor. For the winding house, the core material is 6mm plywood, which is strong but not too heavy. This was covered with embossed brick plastic sheet. The biggest challenge in that building was the windows, which had to be handmade as no commercially produced windows were available in the correct size.

The pumping engine house is based on the one at nearby Denby Grange Colliery, as Jeff was unable to obtain photographs or drawings of that at Thornhill. Jeff, like many other 'O' gauge modellers, has discovered the unintended use of wooden coffee stirrers - how many people use a dozen stirrers for one cup of coffee? He has used a considerable number in the construction of the platform at the



BR owned  
'Austerity'  
0-6-0ST 68043  
collects an ex-  
Midland brake van.  
The 'J94' is an old  
Oakwood kit and  
the brake van is  
from Slaters.

# The details...



A blacksmith  
is busy in the  
workshops.



A welder carries out  
some running repairs  
to pit wagons.




The pit pony  
stables.



Miners lamps at  
the ready, the shift  
is about to start.



Pit props  
are cut to  
length.



Satisfying the boilers'  
appetite for coal.

halt used by the special miners' trains  
at the beginning and end of each shift.

To the right of the layout from the viewing  
side is a large building split into three  
sections. The first of these is the boiler  
house, which provides a stunning cameo  
scene in its own right. The boiler fronts  
are from Invertrain, with the extremely  
effective glare being provided by two  
yellow LEDs. The next section comprises  
the forge and workshops, while the third  
section houses the stores with a loading  
bay. At the extreme end of the stores can  
be seen the stables for the hard-working  
pit ponies. This whole building, like the »

*“Over the years,  
members' layouts have  
appeared at many  
exhibitions.”*

JEFF WETHERELL



winding house, was built as a plywood shell and then covered with an outer surface of embossed plastic sheet.

The engine shed is also scratchbuilt, but some of the remaining smaller buildings are commercially available and modified to suit. The signalbox is a North Eastern Railway (NER) example from an Invertrain kit, the coaling stage is from Ten Commandments and the adjoining hut is from Invertrain too. Duncan Models provided the NER water crane and the fire devil.

## THE FLEET

Jeff has a varied fleet of locomotives, both private owner and British Railways to operate on Thorne Hill. All are kit-built, mostly from Agenoria, Mercian and Connoisseur. The rolling stock too, is kit-built with examples from Slaters and Connoisseur. BR motive power comes in the form of a North Eastern Railway 'N10' 0-6-2T and a Hunslet 'Austerity' 0-6-0ST, classified 'J94' by the LNER, while industrial motive power consists of Hudswell Clarke 0-4-0ST and 0-6-0STs as well as an RSH and Hawthorn Leslie 0-4-0ST.

*"The challenge in the winding house were the windows which had to be handmade."*

**JEFF WETHERELL**

As well as the expected colliery operations, there is a passenger service along the link to the BR lines and viewers can watch the arrival and departure of the ancient NER coaches which convey the miners to and from their shifts.


Thorne Hill Colliery has plenty of life about it with a considerable number of figures from PLM Castaways and Phoenix. These are carefully arranged to portray authentic working situations in the numerous cameo scenes set along the length of the layout.



**Above:** A meeting of 0-4-0 saddle tanks by the winding house. On the right, the Hawthorn Leslie loco has just brought in a miners' train.

**Left:** A Robert Stephenson 0-6-0ST shunts empties past the diminutive engine shed, where judging by the relaxed behaviour of the coal labourer, it must be a quiet day.

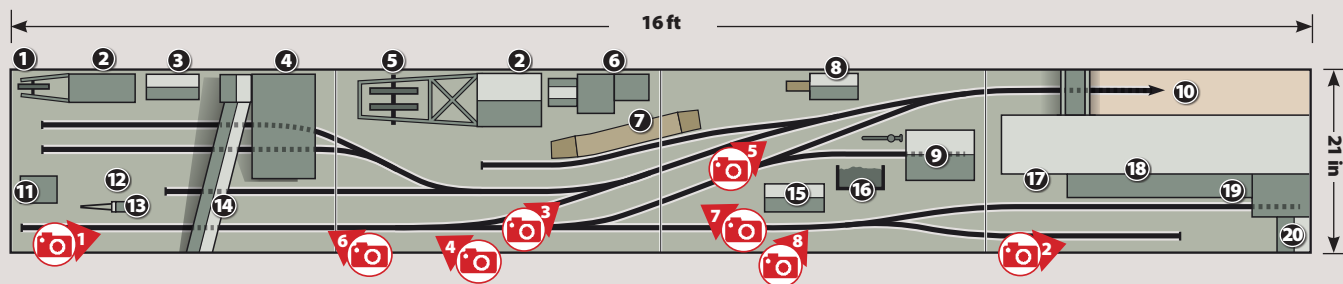
At exhibitions, the viewing public obviously enjoy seeing trains moving, but with its wealth of detail, Thorne Hill Colliery is one of those layouts which can inspire even when nothing is moving. It is very much the case that the more you look, the more you will see.

Jeff is well aware of the contribution made by his fellow club members, both in encouragement and in their operating assistance at exhibitions, and to them he extends his sincere thanks. 





### THORNE HILL COLLIERY TRACK DIAGRAM (Not to scale)



#### KEY

- 1 No2 pithead
- 2 Winding house
- 3 Colliery building
- 4 Coal screen
- 5 Main pithead gear

- 6 Pumping engine
- 7 Platform
- 8 Signalbox
- 9 Engine shed
- 10 Storage yard

- 11 Explosives store
- 12 Pit prop storage
- 13 Crane
- 14 Overhead conveyor
- 15 Maintenance shed

- 16 Coal stage
- 17 Boiler house
- 18 Workshops
- 19 Stores
- 20 Pit pony stables





# Modelling Essentials

The Humbrol acrylic range of popular railway colours and weathering powders have been specifically developed to suit the many variations on the UK rail network. These products are ideal for restoring and re-liverying locomotives and rolling stock. Humbrol Weathering Powders produce the perfect weathered effect and are perfectly suited for dry brushing and re-touching, taking your model railway hobby to a new level.

## Authentic Rail Colours

<b>RC401</b> AB2401 Dirty Black	<b>RC402</b> AB2402 Rust	<b>RC403</b> AB2403 Crimson Lake	<b>RC404</b> AB2404 Garter Blue
<b>RC405</b> AB2405 GWR/BR Green	<b>RC406</b> AB2406 Buffer Beam Red	<b>RC407</b> AB2407 BR Yellow	<b>RC408</b> AB2408 Apple Green
<b>RC409</b> AB2409 Malachite Green	<b>RC410</b> AB2410 Maunsell Green	<b>RC411</b> AB2411 Diesel Blue	<b>RC412</b> AB2412 BR Coach Roof Grey
<b>RC413</b> AB2413 Engineers Grey	<b>RC414</b> AB2414 Executive Dark Grey	<b>RC415</b> AB2415 Pullman Umber Brown	<b>RC416</b> AB2416 Pullman Cream
<b>RC417</b> AB2417 Coach Roof Off-White	<b>RC418</b> AB2418 EWS Red	<b>RC419</b> AB2419 EWS Yellow	<b>RC420</b> AB2420 Orange Lining
<b>RC421</b> AB2421 Virgin Red	<b>RC422</b> AB2422 Intercity Grey	<b>RC423</b> AB2423 Carmine	<b>RC424</b> AB2424 BR Cream

## Weathering Powder

<b>AV0001</b> Black	<b>AV0002</b> White	<b>AV0003</b> Sand	<b>AV0004</b> Smoke
<b>AV0005</b> Chrome Oxide Green	<b>AV0006</b> Iron Oxide	<b>AV0007</b> Dark Earth	<b>AV0008</b> Rust

## Washes

<b>AV0201</b> Black	<b>AV0202</b> White	<b>AV0203</b> Dark Green	<b>AV0204</b> Dark Grey
<b>AV0205</b> Dark Brown	<b>AV0206</b> Blue Grey	<b>AV0207</b> Sand	<b>AV0208</b> Dust
<b>AV0209</b> Oil Stain	<b>AV0210</b> Rust		

This popular range of railway colours are available in your local hobby store or online while stocks last.



# THE HEREFORD MODEL CENTRE

EMAIL US ON [SALES@HEREFORDMODELS.CO.UK](mailto:SALES@HEREFORDMODELS.CO.UK)  
[www.herefordmodels.com](http://www.herefordmodels.com)

SALES LINE  
01432 352809

4 COMMERCIAL ROAD, HEREFORD, HEREFORDSHIRE, HR1 2BB  
OFFICIAL HORNBY COLLECTORS CENTRE

## !!!!SPECIAL EDITIONS!!!!

### Ltd Edition Hereford models Bachmann Limited Editions with Max run of 504

32-900Y	CL108 in Blue/ Grey with Black window surrounds and Welsh Dragon embellishment on front C970	£69.95
33-300F	20 Ton Toad Brake Van GWR Merthyr	£11.35
A Reese Coal Merchants Credenhill		£9.75

## NEW RELEASES

R3261	Network Class 08	£84.45
R3343	FGW Class 08	£104.45
R3342	BR Class 08	£104.45
R3413	S15 Late	£119.45
R3412	S15 Early	£119.45
R3463	52XX BR	£106.45
R3464	72XX BR Late	£116.45
R3462	42XX BR Late	£106.45
31-003A	Robinson LNER	£110.45
31-004A	Robinson BR Early	£118.95
31-435	F1 BR Early	£81.55
31-480	G2 LMS	£101.95
31-481	G2A BR Early weathered	£114.70
31-656	Class47 BR Green	£127.45

## HORNBY Steam Locomotives

R2784X	Mallard	£85.00
R3395TTS	A4 Mallard	£102.25
R3314	4F BR	£87.45
R3004	Serlby Hall	£116.45
R3004X	Serlby Hall	£133.45
R2827	Cheltenham Schools	£94.45
R2881	LMS Class 5 Black	£67.95
R2999X	B1 BR Early	£106.99
R3010	Class N15 Sir Sagamore	£119.45
R3017X	BR Patriot	£119.00
R3020	Flying Scotsman	£126.50
R3060	Tornado (Railroad)	£61.45
R3118	N2 BR Late	£74.95
R3127	Schools Cl. Cheltenham SR	£55.50
R3169	Olton Hall GWR	£72.50
R3223	BR 42XX	£105.45
R3225	GWR 72XX	£114.45
R3228	J94 NCB	£65.75
R3229	BR British Monarch	£119.25
R3230	LNER Class J1	£96.45
R3238	County of Devon	£61.25
R3242	BR Early Class K1	£114.25
R3276	LMS Compound	£66.45
R3284TTS	Flying Scotsman	£87.90
R3235	D16/3 British Railways	£100.95
R3233	D16/3 LNER	£100.95
R3303	D16/3 BR Early	£100.95
R3279	County of Hants	£68.75
R3328	S15 BR Early	£123.99
R3329	BR Late S15	£123.99
R3327	SR S15	£123.99
R3381	J15 BR Early	£96.90
R3336	NRM Flying Scotsman	£149.95
R3312	A3 Minoru	£143.45
R3315	Fowler 2P BR Late	£87.45
R3316	Fowler 2P SDJR	£87.45
R3003	B17/6 Barnsley	£116.45
R3003X	B17/6 Barnsley DCC	£121.95
R3318	B17/6 BR Gilwell	£116.45
R3380	J15 LNER	£96.90
R3324	J50 LNER	£69.45
R3325	J50 BR Early	£69.45
R3326	J50 BR Late	£69.45
R3242A	K1 BR Early	£116.95
R3243B	K1 BR Late	£116.95
R3313	4F LMS	£87.45

## HORNBY TRAIN PACKS

R2696	CL101 - 2 Car	£65.25
R3059	Tornado Train Pack	£128.45
R3219	1914 GWR Troop Train	£142.50
R3302	Return from Dunkirk	£229.75

## HORNBY Diesel Electric Locomotives

R2508	CL121	£47.50
R3266	Class 60 Subsector	£133.45
R2508A	CL121	£45.75
R2647	CL56 BR Grey	£72.95
R2668	CL121	£45.75
R3161B	SR 2 BIL Green	£120.60
R3180	Tarmac Sentinel	£44.95
R3181	BR Class 56	£123.95
R3246	Class 67 Arriva	£111.95
R3267XS	Class 60 Transrail w/Sound	£217.75
R3268	Class 67 Arriva	£122.90
R3272	Class 67 Royal Sovereign	£105.95
R3281	Class 08 NRM	£31.75
R3283	Bagwall Shunter	£25.75
R3290A	BR 2 HAL Green	£113.90
R3344	Class 31 Yellow	£142.45
R3346	Class 92 DB Schenker	£70.45
R3347	Class 92 EWS	£71.45
R3348	EWS Class 67	£123.95
R3350	Class 90 Schenker	£61.45
R3263	Class 50 Vanguard	£129.75
R3340	BR Green 2-Hal	£119.75
R3353	Sentinel Balfour Beatty	£49.45
R3355	Sentinel Wabtec	£49.45
R3392TTS	Class 40 with sound	£77.45
R3481	Class 676 EWS	£124.25
R3480	Class 92 EWS	£76.95
R3341A	BR Blue 2 HAL	£115.95

## HORNBY TRACK

R070	Turntable	£57.95
R083	Buffer Stop	£1.35
R207	Track Fixing Pins	£1.75
R394	Hydraulic Buffer	£3.95
R600	Straight	£1.30
R601	Double Straight	£1.95
R604	Curve 1st Rad.	£1.75
R605	Double Curve 1st Rad.	£2.05
R606	Curve 2nd Rad.	£1.70
R607	Double Curve 2nd Rad.	£2.20
R608	Curve 3rd Rad.	£1.70
R609	Double Curve 3rd Rad.	£1.95
R610	Short Straight	£1.15
R614	LH Diamond Crossing	£9.25
R615	RH Diamond Crossing	£9.25
R617	Uncoupling Ramp	£2.30
R618	Double Isolating Rail	£6.95
R620	Railer Uncoupler	£4.25
R628	Half Curve 3rd Rad.	£1.70
R643	Half Curve 2nd Rad.	£1.40
R8206	Power Track	£3.75
R8072	LH Point	£8.45
R8073	RH Point	£8.45
R8074	LH Curved Point	£14.25
R8075	RH Curved Point	£14.25
R8076	Y Point	£10.25
R8077	LH Express Point	£13.95
R8078	RH Express Point	£13.95

## HORNBY Track Accessories

R076	Footbridge	£11.85
R169	Junction Home Signal	£9.75
R170	Junction Distant Signal	£9.75
R171	Single Home Signal	£7.50
R172	Single Distant Signal	£7.50
R189	Single Brick Bridge	£6.65
R394	Hydraulic Buffer	£3.95
R406	Colour Light Signal	£18.95
R499	River Bridge	£10.70

R574	Trackside Accessories	£10.00
R626	Point Underlay	£3.20
R636	Double Level Crossing	£15.25
R638	Track Underlay	£7.95
R645	Single Level Crossing	£8.95
R657	Girder Bridge	£11.45
R658	Inclined Pier Set	£8.50
R659	High Level Pier Set	£5.60
R660	Elevated Track Side Walls	£16.45
R909	Track Supports	£6.45

## HORNBY TRACKSIDE

R334	Station Canopy	£18.95
R460	Straight Platform	£2.95
R462	Large Curve Platform	£3.95
R463	Small Curve Platform	£3.20
R464	Platform Ramp	£3.20
R495	Platform Subway	£3.20
R510	Platform Shelter	£9.45
R513	Platform Fencing	£6.45
R514	Platform Canopies	£10.45
R590	Station Halt	£17.95
R8000	Country Station	£26.75
R8001	Waiting Room	£15.85
R8002	Goods Shed	£18.95
R8003	Water Tower	£10.95
R8004	Engine Shed	£16.50
R8005	Signal Box	£13.75
R8006	Diesel Maintenance Depot	£18.75
R8007	Booking Hall	£22.45
R8008	Suspension Bridge	£43.55
R8009	Station Terminus	£40.00

## HORNBY Control Equipment

R044	Point Switch	£8.75
R046	Two Way Switch	£5.95
R047	On/Off Switch	£5.95
R602	Power Connecting Clip	£1.50
R8014	Point Motor	£3.65
R8015	Point Motor Housing	£2.95

## BACHMANN Steam Locomotives

31-001	Robinson BR Late Crest	£94.99
31-003	Robinson LNER	£94.99
31-088	BR Black Earl	£118.95
31-089	GWR Earl	£118.95
31-127	Class 3000 BR Early ROD	£118.45
31-128	BR ROD Weathered	£102.45
31-136DC	D11/2	£115.9
31-138	BR D11/2 Early Black	£106.20
31-213DS	Patriot BR Late	£201.45
31-465	C Class BR	£93.46
31-500B	V2 Green Arrow	£85.70
31-527	A2 Tudor Minstrel	£96.45
31-626A	3F BR	£71.25
31-635	Class 64XX	£71.21
31-780	Swithland Hall BR Green	£106.20
31-781	Foremarke Hall BR Black	£106.20
31-782	Thirlestaine Hall BR	£114.70
31-783	Fountains Hall BR	£114.70
31-932DC	BR Compound	£127.75
31-933	BR Compound Late Crest	£112.88
31-964	A4 W Whitelaw BR	£94.45
31-980	BR 3MT Green	£110.45
31-981	BR 3MT Black Early	£101.95
32-084	Class 56XX GWR	£76.45
32-085	Class 56XX BR	£76.45
32-260DC	Wd Austerity	£125.29
32-261	WD Austerity	£110.40
32-500	5MT Class BR - 73068	£70.99
32-550A	A1 Tornado Apple Grn	£109.45
32-551DS	A2 Seaeagle BR	£196.99
32-954	4MT Black BR Early	£87.50
32-955	4MT Black BR Late	£87.50
31-528A	A2 Pearl Diver	£144.45
32-227B	LMS 3F Jinty	£72.20
32-235	BR 3F Jinty	£80.70

32-880	Fairburn LNER	£106.20
32-882	Fairburn BR Late	£106.20
31-461A	C Class SR Black	£106.20
31-462A	C Class BR Early	£106.20
32-131	45XX GWR Green	£80.70

## BACHMANN Diesel/Electric Locomotives

32-331	Class 25/1 BR Green	£89.20
32-389	Class 37/4 Colas	£101.95
31-256DC	Midland Pullman	£269.95
31-265	MLV Green	£62.45
31-266	MLV with yellow panel	£62.45
31-267	MLV Blue/Grey	£62.45
31-268	MLV NSE	£83.26
31-269	MLV Jaffa Cake	£83.26
31-364	Class 03 BR Green withd	£76.95
31-365	Class 03 BR Blue with'd	£70.50
31-366	Class 03 BR Green	£70.50
31-426	CL411 BR Green	£99.99
31-575	Windhoff MPV NWR	£108.00
31-655	Class47 Railfreight	£86.35
31-658	Class 47 Petroleum Sector	£97.70
31-677	CL85 BR Blue	£85.99
31-679	Class 50 Electric Blue	£118.95
32-034A	Class 20 BR Grn withd	£97.70
32-038DS	Class 20 BR Blue	£195.45
32-044	Class 20 BR Green	£93.45
32-045	Class20 Railfreight	£93.45
32-065	Class 43 Zealous	£118.95
32-066	Class 43 Pegasus	£118.95
32-067	Class 43 Royal Oak	£118.95
32-408	Class 25/3 BR Blue	£93.45
32-526DS	CL55 BR Blue	£147.50
32-679DS	CL45 BR Green	£151.95
32-680	Class 45 Blue	£101.95
32-681	Class 45 Green	£101.45
32-750	DC - CL57 FL - 57008	£52.95
32-781A	CL37/0 BR Blue	£83.89
32-784	Class 37 Mainline	£106.20
32-785DS	Class 37 Dutch	£203.95
32-786	Class 37 EWS	£106.20
32-815	Class47 InterCity	£89.20
32-900B	CL108 BR Green	£71.45
32-906	CL108 Green	£93.50
32-910	CL108 Blue/Grey	£74.95
32-913	CL108 3 Car Green	£114.50
32-926	CL150 Regional	£63.50
32-928	Class 150 Sprinter	£135.95
32-937	Class 150 Centro	£127.45
32-980	Class 66 GBRF	£86.40
32-762DS	Virgin Class 57 Hood	£203.95
32-390	Class 37 Petroleum Sector	£101.95
32-381M	Class 37 DRS	£117.25

## ORDER BY TELEPHONE

Orders taken 6 days a week  
9.00am - 5.30pm Monday to Saturday  
01432 352809

## MAIL ORDER SERVICE

ALL PRICES VALID UNTIL 30.06.16

You must state these prices when ordering

POSTAGE & PACKING RATES PER ORDER:

UK Standard Postage	£3.95p
UK Insured Postage and Packing Rate	£7.10p
UK Courier Transport and Packing Rate	£9.00p
Worldwide at cost. VAT free to non EC.	

\*\*Train Sets/Packs and Controllers/Handsets  
Postage charged at cost\*\*

PRICES SUBJECT TO CHANGE WITHOUT NOTICE

\*\*\*Please allow 7 days for clearance when paying by cheque\*\*\*

PLEASE QUOTE OUR SPECIAL PRICES WHEN YOU VISIT US.

Credit Cards Welcome - Visa, Mastercard, Maestro  
Please state expiry date



# ELECTRIC

*Electric Multiple Units are at the forefront of modern technology but few realise that they have been part of the UK railway scene for more than 120 years, as*

**EVAN GREEN-HUGHES** *discovers.*

The Liverpool Overhead Railway was the first to use Electric Multiple Units in the UK. With the imposing skyline of Liverpool city behind, rebuilt EMU 24 arrives at James Street station on a service to Dingle on May 16 1956.  
*Stan Garth/Rail Archive  
Stephenson.*

WHEN THE HITACHI Class 800 Electric Multiple Units (EMUs) were unveiled for the East Coast and Great Western Main Lines, much was made of the progress and environmental benefits offered by new, clean electric traction. It is easy to assume that electric trains are a relatively new invention, a view that is reinforced if you visit any of our heritage railways or even the National Railway Museum, all of which give the impression that we only ever had steam trains until comparatively recently. However it wasn't concerns about modernisation





# TRAINS

Below: A North Eastern Railway EMU set on a South Tyneside service to Newcastle Central in 1930 passes an unknown location.  
Gordon Stuart/Rail Archive Stephenson.



or efficiency that caused the first use of electric trains in the UK in 1893 on the Liverpool Overhead Railway. Worries about the fire risk arising from steam trains running on elevated lines through the congested docks area caused Chairman Sir William Forwood, who had seen electric railways in use in the United States, to suggest this form of traction.

Two-car units were adopted of lightweight construction with each being fitted with a 60hp traction motor and taking current from an electrified third rail. A total of 15

two-car sets were originally built and these were later joined by others with all proving to be extremely durable and many lasting until the system closed down in 1956.

Five years after the Liverpool system was commissioned EMUs were introduced to the London Underground which had previously used steam locomotives in its sub-surface tunnels and electric locomotives for deeper tubes.

The Waterloo and City Railway used rolling stock supplied by Jackson and Sharp Company of Wilmington, Delaware,

USA which was shipped to Britain in kit form and then assembled by the London & South Western Railway (LSWR) at Eastleigh Works. These coaches were of the open saloon type and ran in rakes of four with all being fitted with air brakes. They lasted until 1939. Use of electric trains spread rapidly on the London as more deep tubes were built under the capital.

## TRAMWAY COMPETITION

The early years of the 20th century found the railways striving to serve expanding commuter belts but in doing this they were facing severe competition from the country's new tramway networks. Modern electric trams were seen by the public as far superior to outdated steam trains and in many cases they offered comparable journey times, despite traffic congestion, due to their acceleration and deceleration characteristics.

The Lancashire & Yorkshire Railway (LYR) was most anxious to retain patronage of the wealthy residents of the Southport area and consequently embarked on an ambitious scheme to provide a fast, modern and clean service from there to Liverpool. In 1903 the company started work on electrifying 23 miles of double track railway between the seaside town of Southport and Liverpool and 12 months later began operating the route using wooden-bodied EMUs built by the company itself and with electrical systems supplied by Dick, Kerr and Co, a company that was also heavily involved in systems for tramways.

A 625v four-rail system was used and utilised power generated by the LYR at its own power station at Formby. The four-car sets weighed 46 tons per car and were equipped with four 150hp motors giving 600hp per set. Seven trains an hour were provided from Liverpool of which three made the full journey to Southport. This project was immediately successful and this encouraged the LYR to embark on further schemes with the result that by 1921 one sixth of all its passengers were making their journeys on electric trains. »





One interesting development to come from this company was in 1913 when the Bury to Holcombe Brook branch was electrified at 3,500v DC on the overhead system for experimental purposes. This later reverted to the by then standard third rail system.

## SOUTHERN INTRODUCTION

South of the River Thames in London competition from tramways was being keenly felt by the London Brighton & South Coast Railway (LBSCR), the South Eastern and Chatham Railway (SECR) and the LSWR.

The first electric trams in the area had run between Westminster and Tooting in 1900 under the guidance of the London County Council which owned the transport systems and from that time on expansion of the network was very rapid indeed. The trams were at that time quicker than the steam train service, as well as being less crowded and much cleaner. Consequently a great deal of traffic was being lost.

The LBSCR obtained powers in 1903 to electrify part of its system with the first line chosen for conversion being the South London Line from London Bridge to Victoria via Peckham Rye and this scheme was completed within nine years unusually using the overhead current collection system with voltage supplied at 6,700v. Eight three-car sets were built by the Metropolitan Amalgamated Carriage and Wagon Company with each coach being



London Transport was a large user of electric units from the late 1890s. In 1960 an F-stock train approaches Eastcote on an Uxbridge to Baker Street service. Lewis Coles/Rail Archive Stephenson

for the time extremely long at 63ft. The success of this scheme caused the company to extend the system with the lines from London Victoria and London Bridge to Crystal Palace being added in 1911, along with a new depot at Selhurst which is still looking after the needs of EMUs to this day.

The directors of the LSWR also viewed electrification as a necessity and announced plans to upgrade its lines from Waterloo in 1913. In this case technical background was provided by the Lancashire & Yorkshire Railway which led to the company electing

to install a third-rail system energised at 600v DC with the rolling stock taking its current from the top of the rail – the system that was eventually to become the standard all over the south of England.

A massive scheme was envisaged encompassing six of the company's major routes including Waterloo-Wimbledon and this involved the building of 84 three-car EMUs that were converted in the LSWR's own workshops at Eastleigh using 63 former steam-hauled suburban rakes of coaches as a base. These 1,100hp sets had





a prominent 'bullet' shaped front end which was regarded as the last word in modernity and did much to raise the profile of the LSWR and to regain its position as a major provider of commuter transport.

## SUBURBAN EXPANSION

Developments south of the river were watched with interest by the country's biggest railway, the London & North Western (LNWR), which also subsequently became an operator of suburban EMUs. In 1907 the company gained approval for an extensive renewal and expansion of its North London suburban network with quadrupling of the section between Euston and Watford Junction, this included provision for through working onto LNWR metals by Bakerloo Line trains and in view of this and the requirement for greater efficiency the decision was made that the whole system should be electrically worked.

The first batch of units arrived in 1914 and was built by Metropolitan-Cammell with electrical equipment supplied by Siemens of Germany and obtaining traction power at 630v DC through a four-rail system. These were used for the inaugural services between Willesden and Earl's Court. Due to the First World War subsequent units had electrical equipment supplied by Oerlikon of Switzerland.

Another area where tramways were providing stiff competition for the railways was Tyneside where two million passengers



**A three-car LMS built Liverpool-Southport (class 503) EMU approaches Southport Chapel Street on a service from Liverpool Central on June 24, 1964. Caprotti 'Black Five' 44753 approaches alongside on a train from Preston.**  
Lewis Coles/Rail Archive Stephenson.

a year between Newcastle and the coast had already been lost. In answer to this in 1903 the North Eastern Railway (NER) installed a third-rail on most of the suburban routes emanating from Newcastle Central, creating what was arguably the country's first co-ordinated electric suburban network.

Stock used on this scheme was heavily influenced by contemporary American practice and was built by the NER itself at York Works using electrical equipment supplied by British Thompson-Houston. A feature of this stock was

the distinctive vertical match boarding arrangement favoured by the NER at that time, which was continued on electric stock for many years after it had been superseded for ordinary coaches.

The third-rail 600v top-contact system was used supplying 125hp electric motors which gave the trains a good turn of speed. Unusually the 102 vehicles originally built contained two that were specifically designed for the conveyance of goods, particularly including fish traffic from the coast to the city centre. So successful was the electrification scheme that within a few years all the passengers previously lost to the trams had been regained and traffic was at such a level that additional vehicles had to be built.

**The Mersey Railway system operated with American styled EMUs. In 1945, shortly after VE Day, passengers board Mersey Railway EMU 29 at Birkenhead Central on a service to Rock Ferry.** A.W. Croughton/Rail Archive Stephenson



## CURRENT THINKING

Following the First World War electric suburban railways were expanded, with the biggest area of operation being in the south, although there were limited numbers of additional lines equipped in Liverpool, Manchester and Newcastle.

With improvements in technology EMUs came to be viewed as not only short-distance commuter units but also suitable for longer duties, this being particularly the case on the Southern Railway and later on parts of British Railways, such as the Manchester-Crewe lines where EMUs were also used to work semi-fast traffic. The modernisation plan of the 1950s saw an increased place for EMUs and kicked off major schemes such as that around Glasgow and since that time there has been a steady increase in the use of these trains.

Today new units are entering traffic at an astonishing rate. Bombardier is producing its Class 387s at a rate of one or two a week, Siemens is sending its Class 700s for Thameslink services at a similar frequency, Hitachi is working on new suburban EMUs for Scotland as well as on Class 800s while CAF has an order from Northern for new units for the Manchester and Leeds areas.

To many these EMUs are a massive step forward in technology, but all can trace their ancestry back for more than a century to a time when Queen Victoria was on the throne. [Elana](#)



# STAFF PROJECTS

## Extension CONNECTION

Following on from construction of the depot scene for the 24hr challenge in HM106 it has now been joined to Topley Dale extending the potential of our office test track.

**MIKE WILD** explains how.

**T**HERE'S nothing like a bit of 'creative destruction' to finish the week and that is exactly how this project started on a Friday afternoon. The week was over and we were ready to join the new depot scene onto Topley Dale, but that meant making some significant changes to one corner of the scenery.

Topley Dale hasn't really moved on much since it was completed for the Warley show in November 2013 other than the addition of station lights and upgrading point motor accessory decoders. It works perfectly well but sometimes lacks in the operational department. With a change to its position in its normal room we had a greater space (HM104) and the depot scene was the ideal choice to expand its operational and photographic potential.

The depot scene is on a separate 4ft x 2ft 6in baseboard and it will remain removable for possible use in a larger exhibition layout that we have in mind – and for solo outings. There

was only one place to join it to Topley Dale and that was at the corner of the four-track section where the scenery was a grassed moorland with a derelict barn in the rear corner.

### QUICK SHARP

Fifteen minutes with a hand saw and brute force removed the sections of polystyrene from the corner – which were surprisingly difficult to separate from the baseboard – paving the way for new track to be laid to join the depot to the main circuit. The baseboard surface was



To join the depot onto the main layout meant removing part of the scenery. Fortunately this area is just grassland meaning that it was straightforward to modify.



The roundhouse scene has been joined to Topley Dale with a new junction.

The coaling tower is temporarily positioned whilst we decide if it is to stay or not...



The *Hornby Magazine* team is always busy behind the scenes. This is what they've been up to.



**MIKE WILD**  
Modifications to Topley Dale have been the top priority of late, but there is a much bigger plan in the melting pot too. Our Editor just can't resist a project!



**MARK CHIVERS**  
The impending 30th anniversary of Network SouthEast has sent Mark into a search for the missing links for his collection of passenger rolling stock.



Fifteen minutes with a handsaw and brute force and the original landform had been removed. The baseboard surface was thoroughly cleaned of all debris and glue trails to create a smooth surface for the new trackwork.

thoroughly cleaned up to create a smooth and level surface using a chisel to remove the remaining traces of glue.

Over the next three evenings 30 minute work sessions took place to install the new junction and relocate the goods loop signal, pin down the headshunt and connect point work and install, wire and address the four new point motors which would control access to and from the depot.

The point motors are a combination of digital and analogue DCC Concepts Cobalt IP stall motors – the analogue versions being operated through DCC Concepts ADfx series accessory decoders. To stop any conflicting movements the points which control access to the depot headshunt/branch are operated as a pair, both with the same digital address, so that a locomotive can never sneak out of the depot into the path of an oncoming train on the main line.

All of the new track is from the Peco code 75



This is the completed junction showing the relocated signal for the goods loop next to the 'Warship'. The unconnected line on the second point, next to the repositioned signal, will lead onto a future project.



The depot baseboard was bolted up to Topley Dale and the track formation mocked up.


range and consists of two large radius right-hand points, a large radius left-hand curved point and a medium radius right-hander. Joining these together is about a yard and half of plain track. The eagle-eyed will spot that there is also potential for future development at the junction with a spare track leading to what we can only call at this stage another project.

## DIGITAL ONLY

From the start Topley Dale was designed to operate both analogue and digital control to fulfil its role as a test track for the magazine. However, the new depot is wired for pure DCC.

Double insulated rail joiners in the correct positions prevent any conflicts between power systems with the wires correctly arranged to link the main power bus from its current terminal blocks straight through to the depot area.

But that isn't the end of the changes. Next on the list is the addition of a coaling stage area which we've mocked up with the impressive



The new headshunt was installed first together with a large radius point in the goods loop. This also saw 1ft of plain track replaced and a signal repositioned...

## THE DETAILS

<b>Name:</b>	Topley Dale
<b>Scale:</b>	'OO'
<b>Size:</b>	11ft x 10ft (main circuit) 4ft x 2ft 6in (depot)
<b>Track:</b>	Peco code 75
<b>Control:</b>	DCC, Gaugemaster Prodigy/analogue
<b>Period:</b>	BR 1950s/1960s, Midland Region

Hornby coaling tower and more modifications to the track layout on the depot board. It will all result in a more enjoyable operating experience, more photographic potential and, more importantly, more modelling projects that we can show for you to follow.

We are already enjoying the new flexibility of the depot scene and we're looking forward to building the next section to enhance Topley Dale and our testing facilities even further.

Watch this space for the next developments coming up in HM109... [Video](#)



**Above left:** Underneath the wires from the repositioned signal were extended back to the Train-Tech decoder and four DCC Concepts Cobalt point motors were installed. This pair are analogue IP motors controlled by the ADfx series twin-port decoder.

**Above:** A sharp chisel made light work of removing the ballast at the end of the lines for the new coaling plant...

**Left:** ... allowing temporary tracks to be connected. This area (as show in the main image) is subject to further revisions.



# Gurney Slade

**T**HIS is my Somerset & Dorset (S&D) layout Gurney Slade. It is loosely based on Binegar and Iain Rice's plan from Mainlines in Modest Spaces. I have used extra length to put in a viaduct and the Mendip Stone Works has been replaced with a colliery.


In total it measures 19ft 6in x 9ft 10in and climbs 3½in from the lower (Bath) storage yard to the upper (Evercreech) yard. From the entrance of these is a single-track gradient to enable continuous running. Digital control enables me to double-head and bank trains, although points are on a separate panel and powered by Tortoise motors. Major scenic work is complete, but still a lot more detailing needs to be done.

Nominally Gurney Slade is set from around 1955 to 1966 and I have used the excuse that the S&D went into the Western Region to run a few diesels and multiple units, although most of my stock is what did run over the line in the steam era.

*Julian Boniface, by email.*



# Dyson Road



Having bought a new vacuum cleaner I decided that the sturdy box it came in would be an ideal home for a micro layout - named Dyson Road, of course.

The box measures just 29in x 11in but, as you can see, it holds quite a lot of railway interest. I made an unconventional baseboard

using foamboard which can slot in and out of the box. It means it is all incredibly lightweight.

The road bridge to the left, goods shed and engine shed are all scratch built from cardboard with only the platform and station buildings made from Scalescenes kits (thanks to *Hornby Magazine*).

I had to scrap the gable roof for the engine shed because it was too high for the Dyson box, which closes up completely when the layout is not in use, hence the flat roof for the shed.

It needs at least one extra board to move trains on and off the scenic section and while

it can be a terminus it can also be a through station as the tracks run off at either end.

I hope that this might be of interest and especially for *Hornby Magazine* readers who think they do not have enough room for a model railway.

*John Powell, by e-mail.*





## South Oxlea

This is my layout South Oxlea. It is a retirement project and is ongoing and never-ending. I enjoy making small scenarios and have tried to make the road curves and turns as realistic as possible as I don't like to see vehicles approaching impossible turns or dead ends. It is set circa 1960 on BR's Southern Region. The third-rail has yet to be laid.

**Duncan Smith, by e-mail.**



## Western Glory

I thought I would share my small 5ft 6in x 2ft model recently completed apart from some extras like point motors, additional detailing and, perhaps, some signals.

The inspiration to make this small layout came from seeing the Kernow/Bachmann roundhouse models,



but I thought I would attempt to scratchbuild the roundhouse from card and plasticard and incorporate it into a small layout within a £300 budget.

I had the baseboard wood spare in the garage, which dictated the size of the model. All the buildings for the brewery are Metcalfe models configured to fit the space. The girder bridge is the Dapol kit and the turntable is Peco. Track is also Peco mixing some set track points and flexible track to fit.

It is a fictitious design intended to display my favourite Western Region diesel-hydraulics.

**Malcolm Beeton, by e-mail.**



# SHOW GUIDE

Welcome to the *Hornby Magazine* Show Guide – your guide to the exhibitions that are taking place throughout the country every weekend. This listing is a guide to events planned by model railway clubs and societies, and is updated each issue. Entries marked in blue are new shows to the listing. We recommend checking the society website or using the contact details provided to check a show or event is on before travelling. All information is provided in good faith, and *Hornby Magazine* cannot be held responsible for any changes that may take place following publication.

## MAY

### 14 BURGESS HILL MODEL RAILWAY EXHIBITION

**Hosts:** Burgess Hill Model Railway Club  
**Location:** Burgess Hill School for Girls, Keymer Road, Burgess Hill, RH15 0EG  
**Times:** 10am-5pm  
**Prices:** Adults £5, children £3, family (2+2) £13  
**Website:** [www.burgesshillmrc.org.uk](http://www.burgesshillmrc.org.uk)  
**Contact:** 01444 455215  
**Features:** 13 layouts, trade support, demonstrations, societies, refreshments, parking and disabled access.

### 14 HEYWOOD MODEL RAILWAY GROUP OPEN DAY

**Hosts:** Heywood Model Railway Group  
**Location:** Club Rooms, Unit 3, Park Works, River Street, Heywood, Lancashire OL10 4AB  
**Times:** 10am-4pm  
**Prices:** Free (donations welcome)  
**Website:** [www.hmrg.co.uk](http://www.hmrg.co.uk)  
**Features:** Club layouts, refreshments and parking.

### 14 LUTTERWORTH MODEL RAILWAY EXHIBITION

**Hosts:** Lutterworth Railway Society  
**Location:** Lutterworth Sports Centre, Coventry Road, Lutterworth, Leicestershire LE17 4RB  
**Times:** 10am-4.30pm  
**Prices:** Adults £5, children £2, family £9  
**Website:** [www.lutterworthrailwaysociety.co.uk](http://www.lutterworthrailwaysociety.co.uk)  
**Contact:** 01788 310354  
**Features:** 14 layouts, trade support, societies, refreshments, parking and disabled access.

### 14 ST MARY'S (BENFLEET) MODEL RAILWAY CLUB EXHIBITION

**Hosts:** St Mary's (Benfleet) Model Railway Club  
**Location:** St Mary's Church Hall, High Road, Benfleet, Essex SS7 5HL  
**Times:** 10am-4pm  
**Prices:** Adults £3, accompanied children free  
**Contact:** 01277 225206  
**Features:** Nine layouts, trade support and refreshments.

### 14 VICTORY MODEL RAILWAY CLUB EXHIBITION

**Hosts:** Victory Model Railway Club  
**Location:** Admiral Lord Nelson School, Dundas Lane, Portsmouth PO3 5XT  
**Times:** 10am-4.30pm  
**Prices:** Adults £4.50, concessions £3.50, children £1, family (2+2) £9  
**Contact:** 07854 636159  
**Features:** 15 layouts, trade support, refreshments, parking and disabled access.

### 14/15 EXPO EM BRACKNELL

**Hosts:** EM Gauge Society  
**Location:** Bracknell Leisure Centre, Bagshot Road, Bracknell, Berkshire RG12 9SE  
**Times:** Sat 10.30am-5.30pm, Sun 10am-4.30pm  
**Prices:** Adults £8, members £6, accompanied children £2, family £16  
**Website:** [www.emgs.org](http://www.emgs.org)  
**Features:** 12 layouts, trade support, demonstrations, lectures, refreshments, parking and disabled access.

### 14/15 GLENROTHES MODEL RAILWAY EXHIBITION

**Hosts:** Glenrothes Model Railway Club  
**Location:** Lomond Centre, Woodside Way, Glenrothes KY7 5RA  
**Times:** Sat 10am-5pm, Sun 10.30am-4.30pm  
**Prices:** Adults £4, concessions £3, children £2, family (2+2) £11  
**Contact:** 01334 475311  
**Features:** Layouts, trade support, refreshments, parking and disabled access.

### 14/15 KYLE MRC MODEL RAILWAY AND HOBBIES EXHIBITION

**Hosts:** Kyle Model Railway Club  
**Location:** Auchenhavrie Academy, Stevenston, Ayrshire KA20 3JW  
**Times:** Sat 10am-5pm, Sun 10am-4pm  
**Prices:** Adults £4, concessions £3, children £3, family (2+2) £11  
**Contact:** 01290 423925  
**Features:** 19 layouts, trade support, demonstrations, societies, refreshments, parking and disabled access.

### 15 CHICHESTER STEAM ON SUNDAY OPEN AFTERNOON

**Hosts:** Chichester and District Society of Model Engineers  
**Location:** Blackberry Lane, off Bognor Road, Chichester, West Sussex PO19 7FS  
**Times:** 2pm-5pm  
**Prices:** Admission to site FREE, train tickets £1 each  
**Website:** [www.cdsmc.co.uk](http://www.cdsmc.co.uk)  
**Contact:** 07954 051594  
**Features:** Train rides, model railway layout and refreshments.

### 21 BLOXWICH (ST JOHN'S) MODEL RAILWAY EXHIBITION

**Hosts:** Bloxwich (St John's) Model Railway Club  
**Location:** St John's Methodist Church, Victoria Avenue, Bloxwich, Walsall WS3 3HS  
**Times:** 10am-4.30pm  
**Prices:** Adults £4, concessions £3.50, children £1.50  
**Contact:** 07970 390258  
**Features:** 15 layouts, trade support, demonstrations, refreshments, parking and disabled access.

### 21 ELY MODEL RAILWAY EXHIBITION

**Hosts:** Ely and District Model Railway Club  
**Location:** City of Ely Community College, Downham Road, Ely CB6 2SH  
**Times:** 10.30am-4.30pm  
**Prices:** Adults £5, children £3  
**Contact:** 01480 454857  
**Website:** [www.elymrc.org.uk](http://www.elymrc.org.uk)  
**Features:** Layouts, trade support, societies, live steam rides, refreshments and parking.

### 21 MIRFIELD MODEL RAILWAY EXHIBITION

**Hosts:** Mirfield Team Parish Music Guild  
**Location:** St Mary's Community Centre, Church Lane, Mirfield, West Yorkshire WF14 9HU  
**Times:** 10am-4pm  
**Prices:** Adults £3.50, children £2  
**Contact:** 01924 495929  
**Features:** 20 layouts, trade support, refreshments and parking.

### 21 HIGH WYCOMBE AND DISTRICT MRS OPEN DAY

**Hosts:** High Wycombe and District Model Railway Society  
**Location:** Society Club Rooms, High Wycombe, Buckinghamshire  
**Times:** 10am-4pm  
**Prices:** Admission £2  
**Website:** [www.hwdmrs.org.uk](http://www.hwdmrs.org.uk)  
**Contact:** 07593 303139 (for location and directions)  
**Features:** Nine club layouts, members' layouts, test tracks and refreshments.

### 21 ST PETER'S CHURCH MODEL RAILWAY SOCIETY EXHIBITION

**Hosts:** St Peter's Church Model Railway Society  
**Location:** St Peter's Church Hall, Lingford, Taunton, Somerset TA2 7HD  
**Times:** 10am-4pm  
**Prices:** Adults £3, concessions £2, children £1.50, family (2+2) £7  
**Contact:** 07780 796741  
**Features:** 10 layouts, trade support, refreshments, parking and disabled access.

### 21 SWING MODEL RAILWAY EXHIBITION

**Hosts:** South Downs Group of the 7mm Narrow Gauge Association  
**Location:** Felpham Community College, Felpham, Bognor Regis, West Sussex PO22 8EL  
**Times:** 10am-4.30pm  
**Prices:** Adults £4.50, members £4, accompanied children free  
**Website:** [www.swing-model-railway.org.uk](http://www.swing-model-railway.org.uk)  
**Contact:** 07970 556651  
**Features:** 18 narrow gauge layouts, trade support, demonstrations, societies, outdoor rides, refreshments, parking and disabled access.

### 21/22 FOUR MARKS MODEL RAILWAY EXHIBITION

**Hosts:** Four Marks and Ropley Scout Group  
**Location:** Four Marks Village Hall, Lymington Bottom, Four Marks, Alton, Hampshire GU34 5AA  
**Times:** Sat 10am-5pm, Sun 10am-4pm  
**Prices:** Adults £4, children £2, family (2+2) £10  
**Contact:** 01420 563853  
**Features:** Layouts, trade support and refreshments. Free heritage bus service between venue and Medstead and Four Marks station on the Mid Hants Railway.

### 21/22 MANCHESTER MRX

**Hosts:** Lancashire and Yorkshire DCC Model Railway Group  
**Location:** Museum of Transport, Boyle Street, Cheetham, Manchester M8 8UW  
**Times:** Sat 10am-5pm, Sun 10am-5pm  
**Prices:** Adults £7, accompanied children free  
**Website:** [www.lydcc.org.uk](http://www.lydcc.org.uk)  
**Contact:** 07561179117  
**Features:** 20 layouts, trade support and refreshments. Regular free heritage bus service between venue and Manchester Victoria railway station.

### 21/22 MIDDLESBROUGH MODEL RAILWAY CLUB EXHIBITION

**Hosts:** Middlesbrough Model Railway Club  
**Location:** Newport Settlement Community Centre, Union Street, Middlesbrough TS1 5NQ  
**Times:** Sat 10am-5pm, Sun 10am-4pm  
**Prices:** Adults £5, concessions £4, children £3, family (2+2) £10  
**Website:** [www.mboromrc.com](http://www.mboromrc.com)  
**Contact:** 01642 802892  
**Features:** Ten layouts, trade support, refreshments, parking and disabled access.

### 27/28 FIRST BANGOR MRC MODEL RAILWAY AND HOBBIES EXHIBITION

**Hosts:** First Bangor Model Railway Club  
**Location:** First Bangor Presbyterian Church Halls, Upper Main Street, Bangor, Co Down, Northern Ireland BT20 4AG  
**Times:** Fri 7pm-9.30pm, Sat 10am-5pm  
**Prices:** Adults £5, concessions £3, children £2, family (2+2) £10  
**Website:** [www.firstbangormrc.co.uk](http://www.firstbangormrc.co.uk)  
**Contact:** 02891 457740  
**Features:** Layouts, trade support, displays, refreshments and disabled access.

### 28 BRIDLINGTON MODEL RAILWAY SHOW

**Hosts:** Bridlington (Area) Railway Modellers and Train Enthusiasts Society  
**Location:** Christ Church Hall, Quay Road, Bridlington, East Yorkshire YO15 2AP  
**Times:** 10am-4pm  
**Prices:** Adults £3, concessions £2.50, children £2  
**Contact:** 01262 603309  
**Website:** [www.bridmodelrail.org.uk](http://www.bridmodelrail.org.uk)  
**Features:** 11 layouts, trade support and refreshments.

### 28 NORTHOLT MODEL RAILWAY EXHIBITION

**Hosts:** Northolt Model Railway Club  
**Location:** Northolt Village Community Centre, Ealing Road, Northolt, Middlesex UB5 6AD



**Times:** 10.30am-5pm  
**Prices:** Adults £3, concessions £2, children £2, family (2+2) £7  
**Website:** [www.northolt-mrc.org.uk](http://www.northolt-mrc.org.uk)  
**Contact:** 07713 242756  
**Features:** Eight layouts, trade support, displays, outdoor rides and refreshments.

**28 TENDRING HUNDRED MODEL RAILWAY CLUB EXHIBITION**  
**Hosts:** Tendring Hundred Model Railway Club  
**Location:** Brotherhood Hall, St Osyth Road, Clacton-on-Sea CO15 3BW  
**Times:** 10am-4pm  
**Prices:** Adults £3, children £2, family £7  
**Contact:** 01255 435733  
**Features:** Layouts and trade support.

**28 WIMBLEDON MODEL RAILWAY CLUB OPEN DAY**  
**Hosts:** Wimbledon Model Railway Club  
**Location:** St Marks Family Centre, 28 St Marks Road, Mitcham, Surrey CR4 2LF  
**Times:** 10am-5pm  
**Prices:** Free  
**Website:** [www.wimbledonmrc.org](http://www.wimbledonmrc.org)  
**Features:** Club layouts, demonstrations, test tracks, club sales stand and refreshments.

**28/29 GLASGOW 2016 O GAUGE EXHIBITION**  
**Hosts:** Strathclyde O Gauge Group  
**Location:** Pollokshaws Burgh Halls, 2026 Pollokshaws Road, Glasgow G43 1NE  
**Times:** Sat 10am-4pm, Sun 11am-4pm  
**Prices:** Adults £6, accompanied children free  
**Contact:** 0141 637 4189  
**Features:** O' gauge layouts, trade support, test track, demonstrations and refreshments.

**28/29 BROCKENHURST MODEL RAILWAY EXHIBITION**  
**Hosts:** New Forest Model Railway Society  
**Location:** Brockenhurst Village Hall, Highwood Road, Brockenhurst, Hampshire SO42 7RY  
**Times:** Sat 10am-5pm, Sun 10am-4.30pm,  
**Prices:** Adults £4, children £2.50, family (2+2) £10.50  
**Website:** [www.nfmr.org.uk](http://www.nfmr.org.uk)  
**Contact:** 01425 673668  
**Features:** Layouts, trade support, displays, refreshments, parking and disabled access.

**28/29 HAYLE MRC AND DUCHY RAILROADERS SPRING EXHIBITION**  
**Hosts:** Hayle Model Railway Club and Duchy Railroaders  
**Location:** Hayle Day Care Centre, Commercial Road, Hayle, Cornwall TR27 4DE  
**Times:** Sat 10am-5pm, Sun 10am-4pm  
**Prices:** Adults £4, children £2, family (2+2) £9  
**Contact:** 01209 712261  
**Features:** Ten layouts, trade support, refreshments, parking and disabled access.

**28/29 RAILEX 2016**  
**Hosts:** Risborough and District Model Railway Club  
**Location:** Stoke Mandeville Stadium, Stadium Approach, Aylesbury, Buckinghamshire HP21 9PP  
**Times:** Sat 10.30am-5.30pm, Sun 10am-5pm  
**Prices:** Adults £8, children £5, family (2+3) £18  
**Website:** [www.railex.org.uk](http://www.railex.org.uk)  
**Contact:** 01296 437475  
**Features:** Layouts, trade support, demonstrations, societies, refreshments, parking and disabled access. Regular free vintage bus service operating between Aylesbury railway station and venue. Up to two accompanied children admitted free on Sunday only.

**28-30 ROBERTSBRIDGE MODEL RAILWAY EXHIBITION**  
**Hosts:** Rother Valley Railway Supporters Association  
**Location:** Robertsbridge Village Hall, Station Road, Robertsbridge, East Sussex TN32 5DA  
**Times:** Sat 10am-5pm, Sun 10am-5pm, Mon 10am-5pm  
**Prices:** Adults £3.50, accompanied children free  
**Contact:** 01424 813300  
**Features:** Layouts, trade support, refreshments, parking and disabled access.

**29 BRIDPORT MODEL RAILWAY CLUB OPEN DAY**  
**Hosts:** Bridport and District Model Railway Club  
**Location:** Askerswell Village Hall, Askerswell, Bridport, Dorset DT2 9EW  
**Times:** 11am-3pm  
**Prices:** Free  
**Features:** Members layouts, test track, displays and refreshments.

**29 NORTH DEVON CHARITY MODEL RAILWAY SHOW**  
**Hosts:** Osborns Models  
**Location:** Bideford Pannier Market Hall, Bideford, North Devon EX39 2DL  
**Times:** 10am-4pm  
**Prices:** Adults £3, children £1.50  
**Contact:** 01237 423453  
**Features:** 20 layouts, trade support, refreshments, parking and disabled access.

## JUNE

**4 GAUGE O GUILD SUMMER SHOW 2016**  
**Host:** Gauge O Guild  
**Location:** Dome Leisure Centre, Bawtry Road, Doncaster DN4 7PD  
**Times:** 10am-4pm  
**Prices:** Members £5, non-members £10  
**Website:** [www.gaugeoguild.com](http://www.gaugeoguild.com)  
**Features:** Layouts, trade support, demonstrations and parking.

**4 HILLINGDON RAILWAY MODELLERS TEST TRACK OPEN DAY**  
**Hosts:** Hillingdon Railway Modellers  
**Location:** Yiewsley Baptist Church Hall (side entrance), 74 Colham Avenue, Yiewsley, Hillingdon, London UB7 8HF  
**Times:** 10am-4pm  
**Prices:** £4  
**Website:** [www.hillingdonrailwaymodellers.co.uk](http://www.hillingdonrailwaymodellers.co.uk)  
**Features:** Three club test tracks in 'O', 'OO' and 'N' available, DC and DCC, club sales, meet club members and refreshments.

**4 HULL MODEL RAILWAY SOCIETY SUMMER SHOW**  
**Hosts:** Hull MRS  
**Location:** Walton Street Leisure Centre, Goathland Close, off Walton Street, Hull HU3 6JB  
**Times:** 10.30am-4.30pm  
**Prices:** Adults £2, children £1  
**Website:** [www.hullmrs.org](http://www.hullmrs.org)  
**Features:** Ten layouts, trade support, demonstrations and refreshments.

**4 KETTERING AND DISTRICT MODEL RAILWAY SOCIETY EXHIBITION**  
**Hosts:** Kettering and District Model Railway Society  
**Location:** Wren Spinney School, Westover Road, Kettering, Northamptonshire NN15 7LB  
**Times:** 10am-4pm  
**Prices:** Adults £3, concessions £2  
**Website:** [www.kdmrs.org.uk](http://www.kdmrs.org.uk)  
**Features:** 16 layouts, trade support, refreshments, parking and disabled access.

**4 PATCHAM (BRIGHTON) MODEL RAILWAY EXHIBITION**  
**Hosts:** Patcham Methodist Church  
**Location:** Patcham Methodist Church, Ladies Mile Road, Brighton BN1 8QE  
**Times:** 10am-4.30pm  
**Prices:** Adults £3, concessions £2  
**Contact:** 07900 636172  
**Website:** [www.patchammethodistchurch.co.uk](http://www.patchammethodistchurch.co.uk)  
**Features:** 14 layouts, trade support, societies, displays, refreshments and parking.

**4/5 BLACKBURN CHARITY MODEL RAILWAY EXHIBITION**  
**Hosts:** East Lancashire Model Railway (Charitable) Organisation  
**Location:** 30 Tontine Street, Blackburn, Lancashire BB1 7ED  
**Times:** Sat 11am-5pm, Sun 10am-3pm  
**Prices:** Adults £2.50, concessions £1.50, children £1.50, family £6  
**Website:** [www.elmro.org](http://www.elmro.org)  
**Contact:** 07585 762627  
**Features:** Layouts and trade support.

**4/5 DEMU SHOWCASE 2016**  
**Hosts:** Diesel and Electric Modellers United  
**Location:** Burton Town Hall, King Edward Place, Burton-upon-Trent, DE14 2EB  
**Times:** Sat 10am-5pm, Sun 10am-4pm  
**Prices:** Adults £8, members £5, children £5, family £20  
**Website:** [www.demu.org.uk/showcase2016](http://www.demu.org.uk/showcase2016)  
**Features:** 13 layouts, trade support, refreshments and disabled access.

**4/5 SHILDON MODEL RAILWAY EXHIBITION**  
**Hosts:** Shildon Model Railway Club  
**Location:** Locomotion, The National Railway Museum at Shildon, County Durham DL4 2RE

**Times:** Sat 10am-5pm, Sun 10am-5pm  
**Prices:** Free  
**Website:** [www.shildonmrc.com](http://www.shildonmrc.com)  
**Contact:** 01325 310899  
**Features:** 20+ layouts, trade support, displays, museum exhibits, steam locomotive rides (fare payable), refreshments, parking and disabled access.

**5 WEST CORNWALL MODEL RAILWAY GROUP EXHIBITION**  
**Hosts:** West Cornwall Model Railway Group  
**Location:** Carn Brea Leisure Centre, Pool, Redruth, Cornwall TR15 3QS  
**Times:** 10am-4pm  
**Prices:** Adults £4.50, concessions £4, accompanied children free  
**Contact:** 01872 261557  
**Features:** Layouts, trade support, refreshments, parking and disabled access.

**11 7MM NARROW GAUGE ASSOCIATION EXHIBITION**  
**Hosts:** 7mm Narrow Gauge Association  
**Location:** Town Hall, King Edward Place, Burton upon Trent, Staffordshire DE14 2EB  
**Times:** 10.30am-4.30pm  
**Prices:** Adults £5, members £3, partners and accompanied children free  
**Website:** [www.7mmnga.org.uk](http://www.7mmnga.org.uk)  
**Contact:** 01332 441326  
**Features:** 15 layouts, trade support, demonstrations and refreshments.

**11 ALWINGTON MODEL RAILWAY SHOW**  
**Hosts:** Alwington Village Hall Committee  
**Location:** Alwington Village Hall, Fairy Cross, Bideford, Devon EX39 5DD  
**Times:** 10am-4pm  
**Prices:** Adults £2, children £1, family £5  
**Contact:** 01237 452479  
**Features:** Layouts, trade support, demonstrations, displays, live steam, miniature traction engines, refreshments, parking and disabled access.

**11 FELIXSTOWE 'N' GAUGE MODEL RAILWAY SHOW**  
**Hosts:** Felixstowe Area 'N' Gauge Model Railway Group  
**Location:** Trinity Methodist Church, Orwell Road, Felixstowe, Suffolk IP11 7AN  
**Times:** 10am-4.30pm  
**Prices:** Adults £3, accompanied children free  
**Website:** [www.felixstowengauge.org.uk](http://www.felixstowengauge.org.uk)  
**Contact:** 01349 277211  
**Features:** Ten layouts, trade support, demonstrations, refreshments and disabled access.

**11 HEYWOOD MODEL RAILWAY GROUP OPEN DAY**  
**Hosts:** Heywood Model Railway Group  
**Location:** Club Rooms, Unit 3, Park Works, River Street, Heywood, Lancashire OL10 4AB  
**Times:** 10am-4pm  
**Prices:** Free (donations welcome)  
**Website:** [www.hmrg.co.uk](http://www.hmrg.co.uk)  
**Features:** Club layouts, refreshments and parking.

**11 KNOWL HILL MODEL RAILWAY EXHIBITION**  
**Hosts:** Marlow, Maidenhead & District Model Railway Club  
**Location:** Knowl Hill Village Hall, Bath Road, Knowl Hill, Reading RG10 9XB  
**Times:** 10am-5pm  
**Prices:** Adults £4, children £2, family £10  
**Website:** [www.mmdmrc.org.uk](http://www.mmdmrc.org.uk)  
**Features:** Layouts, trade support, displays, demonstrations and refreshments.

**11 PLYMOUTH MODEL RAILWAY EXHIBITION**  
**Hosts:** Plymouth and South East Cornwall Model Railway Club  
**Location:** Abbey Hall, Royal Parade, Plymouth PL1 2AD  
**Times:** 10am-4pm  
**Prices:** Adults £3, children £1.50, family (2+2) £8  
**Website:** [www.plymouthmrc.co.uk](http://www.plymouthmrc.co.uk)  
**Features:** Layouts, trade support, demonstrations, refreshments and disabled access.

**11 SOUTHAMPTON MODEL RAILWAY SOCIETY OPEN DAY**  
**Hosts:** Southampton Model Railway Society  
**Location:** Unit 1B, Kemps Quay Industrial Park, Quayside Road, Southampton SO18 1BZ  
**Times:** 11am-4pm  
**Prices:** Free  
**Website:** [www.southamptonmodelrailwaysociety.wordpress.com](http://www.southamptonmodelrailwaysociety.wordpress.com)



**Contact:** 01489 799809  
**Features:** Club layouts, static exhibits and club members on hand.

## 11 TVNAM 2016 SHOW

**Hosts:** Trent Valley North American Modellers  
**Location:** Armitage with Handsacre Village Hall, Shropshire Brook Road, Armitage, Staffordshire WS15 4UZ  
**Times:** 10am-4pm  
**Prices:** Admission £6  
**Website:** [www.tvnam.co.uk](http://www.tvnam.co.uk)  
**Contact:** 07850 017222  
**Features:** 15 North American themed layouts, trade support, refreshments, parking and disabled access.

## 11 TRAINS AT TRINITY

**Hosts:** Trinity Methodist Church  
**Location:** Trinity Methodist Church, Shortmead Street, Biggleswade, Bedfordshire SG18 0AP  
**Times:** 10.30am-4.30pm  
**Prices:** Adults £4, concessions £3, accompanied children free  
**Contact:** 01767 222329  
**Features:** Layouts, trade support, displays, refreshments, parking and disabled access.

## 11/12 CHATHAM SHOW

**Hosts:** Chatham and District Model Railway Club  
**Location:** Medway Park Leisure Centre, Mill Road, Gillingham, Kent ME7 1HF  
**Times:** Sat 10am-5pm, Sun 10am-4pm  
**Prices:** Adults £8, accompanied children free  
**Website:** [www.chathamshow.co.uk](http://www.chathamshow.co.uk)  
**Contact:** 07552 777718  
**Features:** More than 30 layouts, trade support, demonstrations, societies, refreshments and parking.

## 11/12 EXHIBITION OF COAL CARRYING MODEL RAILWAYS

**Hosts:** North of England Institute of Mining and Mechanical Engineers (NEIMME)  
**Location:** NEIMME, Neville Hall, Westgate Road, Newcastle-upon-Tyne NE1 1SE  
**Times:** Sat 10am-5pm, Sun 10am-4pm  
**Prices:** Free  
**Contact:** 0191 232 2201  
**Features:** Layouts and displays.

## 11/12 PEAK MODEL RAILWAY EXHIBITION

**Hosts:** Chesterfield Railway Modellers  
**Location:** Agricultural Business Centre, Agricultural Way, Bakewell, Derbyshire DE45 1AH  
**Times:** Sat 10am-5pm, Sun 10am-5pm  
**Prices:** Adults £5, concessions £4, family £12  
**Website:** [www.chesterfieldrailwaymodellers.co.uk](http://www.chesterfieldrailwaymodellers.co.uk)  
**Contact:** 01246 271099  
**Features:** 15 layouts, trade support, refreshments, parking and disabled access.

## 11/12 SHEPTON AND DISTRICT MODEL RAILWAY SOCIETY EXHIBITION

**Hosts:** Shepton and District Model Railway Society  
**Location:** Doulting Village Hall, Chelynch Park, Doulting, Nr Shepton Mallet, Somerset BA4 4PL  
**Times:** Sat 10.30am-4.30pm, Sun 10am-4pm  
**Prices:** Adults £4, 12-16yrs £2, accompanied children under 12 free  
**Contact:** 01761 232950  
**Features:** Layouts, trade support, societies, refreshments, parking and disabled access.

## 11/12 TAUNTON MODEL RAILWAY GROUP - OPEN DAYS

**Hosts:** Taunton Model Railway Group  
**Location:** Platform One, Bishops Lydeard Station, West Somerset Railway TA4 3RU  
**Times:** Sat 10.30am-4.30pm, Sun 10.30am-4.30pm  
**Prices:** Adults £1.50, children 75p  
**Website:** [www.bathgreenpark.co.uk](http://www.bathgreenpark.co.uk)  
**Contact:** 01984 639509  
**Features:** Tamerig and Bath Green Park layouts in operation.

## 12 CORBY AND DISTRICT MODEL RAILWAY SOCIETY EXHIBITION

**Host:** Corby and District Model Railway Society  
**Location:** Wilbarston Village Hall, Carlton Road, Wilbarston, Market Harborough, Leicestershire LE16 8QD  
**Times:** 10am-4pm  
**Prices:** Adults £4, concessions £3, children £2, family (2+2) £10  
**Website:** [www.cdmsr.co.uk](http://www.cdmsr.co.uk)  
**Features:** Layouts, trade support, demonstrations and refreshments.

## 18 ALRESFORD FESTIVAL OF TOY TRAINS

**Hosts:** Bob Leggett  
**Location:** Perins School, Pound Hill, Alresford SO24 9BS  
**Times:** 10.30am-4.30pm  
**Prices:** Adults £5, children £3, family £14  
**Website:** [www.alresford-toy-trains.org.uk](http://www.alresford-toy-trains.org.uk)  
**Contact:** 01962 733475  
**Features:** 20+ layouts, trade support refreshments and live music.

## 18 OXTED MODEL RAILWAY EXHIBITION

**Hosts:** Dakota Dibben  
**Location:** Oxted Community Hall, Church Lane, Oxted, Surrey RH8 9NB  
**Times:** 10am-4.30pm  
**Prices:** Adults £5, children £2, family £12  
**Contact:** [info@dakotadibben.co.uk](mailto:info@dakotadibben.co.uk)  
**Features:** Layouts and trade support.

## 18/19 BOWES MODEL RAILWAY CLUB OPEN WEEKEND

**Hosts:** Bowes Model Railway Club  
**Location:** Bowes Railway, Springwell Village, Gateshead NE9 7QJ  
**Times:** Sat 10am-4pm, Sun 10am-4pm  
**Prices:** Adults £4, children £2, family (2+2) £10  
**Contact:** 07779 380042  
**Features:** Layouts, trade support, outdoor funfair, locomotive in steam, refreshments and parking.

# DON'T MISS...

## 17-19 GREAT CENTRAL RAILWAY MODEL EVENT

**Hosts:** Great Central Railway and Soar Valley MRC  
**Location:** Quorn and Woodhouse Station (main venue), Woodhouse Road, Quorn, Leicestershire LE12 8AG  
**Times:** Fri 10am-5pm, Sat 10am-5pm, Sun 10am-4pm  
**Prices:** One day tickets: Adults £18, children £10. Other ticket options available including.  
**Website:** [www.gcrailway.co.uk](http://www.gcrailway.co.uk)  
**Features:** Sponsored by Hornby Magazine, Railways Illustrated and Steam Days. More than 60 layouts, trade support, demonstrations, displays, locomotive and carriage shed tours, railwayana, refreshments and parking. Sponsored by Hornby Magazine, Railways Illustrated and Steam Days. All-inclusive ticket covers unlimited travel on the heritage railway all day.

## 18/19 GAINSBOROUGH MODEL RAILWAY SOCIETY - OPEN DAYS

**Hosts:** Gainsborough Model Railway Society  
**Location:** Florence Terrace, Gainsborough, Lincolnshire DN21 1BE  
**Times:** Sat 1.30pm-6pm, Sun 1.30pm-6pm  
**Prices:** Adults £4, concessions £3, children £3, family (2+2) £10  
**Website:** [www.gainsboroughmodelrailway.co.uk](http://www.gainsboroughmodelrailway.co.uk)  
**Contact:** 01427 615871  
**Features:** Showcasing the LNER in the heyday of steam, featuring dozens of O' gauge trains on the club's extensive East Coast layout.

## 18/19 MIDDLETON MODEL RAILWAY EXHIBITION

**Hosts:** Middleton Railway Trust  
**Location:** Middleton Railway, The Station, Moor Road, Hunslet, Leeds LS10 2JQ  
**Times:** Sat 10am-5pm, Sun 10am-5pm  
**Prices:** Adults £4 (£7), children £2 (£3), family £10 (£18)  
**Website:** [www.middletonrailway.org.uk](http://www.middletonrailway.org.uk)  
**Contact:** 01274 613687  
**Features:** Ten layouts, trade support, refreshments and disabled access. 'Driver for a fiver' opportunities on resident Middleton Railway locomotive.

## 18/19 NEW MILLS MODEL RAILWAY EXHIBITION

**Hosts:** New Mills and District Railway Modellers  
**Location:** New Mills Town Hall, New Mills, High Peak, Derbyshire SK22 4AT  
**Times:** Sat 10am-4.30pm, Sun 10am-4.30pm  
**Prices:** Adults £3, children £1  
**Website:** [www.nmdrm.co.uk](http://www.nmdrm.co.uk)  
**Contact:** 01663 740828  
**Features:** Layouts, trade support, displays, societies, refreshments and disabled access.

# GET MORE ONLINE!

FOR MORE SHOWS AND THE VERY LATEST LISTINGS VISIT

[WWW.HORNBYMAGAZINE.COM](http://WWW.HORNBYMAGAZINE.COM)  
 FOR OUR ONLINE SHOW GUIDE

## 19 A WORLD OF TRI-ANG TOYS AND TRAINS

**Hosts:** Bob Leggett  
**Location:** Perins School, Pound Hill, Alresford SO24 9BS  
**Times:** 10.30am-4.30pm  
**Prices:** Adults £3, accompanied children free  
**Contact:** 07836 734311  
**Features:** Static and operating displays, trade support and refreshments

## 19 CHICHESTER STEAM ON SUNDAY OPEN AFTERNOON

**Hosts:** Chichester and District Society of Model Engineers  
**Location:** Blackberry Lane, off Bognor Road, Chichester, West Sussex PO19 7FS  
**Times:** 2pm-5pm  
**Prices:** Admission to site FREE, train tickets £1 each  
**Website:** [www.cdsme.co.uk](http://www.cdsme.co.uk)  
**Contact:** 07954 051594  
**Features:** Train rides, model railway layout and refreshments.

## 19 WALLINGFORD MODEL RAILWAY EXHIBITION

**Hosts:** Dakota Dibben  
**Location:** Wallingford School, St George's Road, Wallingford, Oxfordshire OX10 8HH  
**Times:** 10am-4.30pm  
**Prices:** Adults £5, children £2, family (2+2) £12  
**Contact:** 07595 255150  
**Features:** Layouts, trade support and parking.

## 25 BRAINTREE MODEL RAILWAY EXHIBITION

**Hosts:** Braintree and Halstead Model Railway Club  
**Location:** Bocking Arts Theatre, Braintree, Essex CM7 9AE  
**Times:** 10am-4pm  
**Prices:** Adults £4, children £2, family £10  
**Website:** [www.braintree-halsteadmrc.co.uk](http://www.braintree-halsteadmrc.co.uk)  
**Contact:** 07711 863454  
**Features:** 18 layouts, trade support, demonstrations, societies, refreshments and disabled access.

## 25 IPSWICH TRANSPORT AND MODEL FESTIVAL

**Hosts:** Ipswich Transport Museum/Ipswich Railway Modellers Association (IRMA) /Ipswich Model Engineering Society (IMES)  
**Location:** Ipswich Transport Museum, Cobham Road, Ipswich IP3 9JD  
**Times:** 10am-4pm  
**Prices:** Adults £9.50, accompanied children £1  
**Website:** [www.ipswichtransportmuseum.co.uk](http://www.ipswichtransportmuseum.co.uk)  
**Features:** Layouts, trade support, displays, steam rides, vintage buses, refreshments and disabled access. Multi-venue event with free bus link between transport museum, IRMA and IMES premises.

## 25 MINSTEAD MODEL RAILWAY EXHIBITION

**Hosts:** AAR Models  
**Location:** Minstead Village Hall, Nr Lyndhurst, Southampton, Hampshire SO43 7FX  
**Times:** 10am-4.30pm  
**Prices:** Adults £4, children £3, family (2+2) £11  
**Contact:** 02380332609  
**Features:** Layouts, trade support, refreshments, parking and disabled access.

# PLANNING AN EXHIBITION?

● Hornby Magazine's Show Guide is a free listing which allows you to promote a forthcoming model railway show. Contact Hornby Magazine by calling 01780 755131 or e-mail: [hornbymagazine@keypublishing.com](mailto:hornbymagazine@keypublishing.com). Please ensure you include appropriate contact details for the public as we are unable to publish the listing without this.





## 24th ALRESFORD FESTIVAL of TOY TRAINS

Perins School, Pound Hill, ALRESFORD  
SO24 9BS

**SAT 18th JUNE**

10.30am - 4.30pm



**20+ LAYOUTS 70+ SALES TABLES**

Adults £5 Children £3 Family £14  
EARLY ENTRY TO SALES HALL 9am (£10.00)

BBQ, Refreshments, Live Music Real Ale,  
Full Size Steam Trains on the Watercress Line

**Details 01962 733475**

**bob.leggett@tesco.net**

**www.alresford-toy-trains.org.uk**



A World of



## TRI-ANG TOYS & TRAINS

Perins School, Alresford, Hants

SO24 9BS

**SUNDAY 19TH JUNE 2016**

10.30am-4.30pm

**Adults £3 Children Free with Adults**

Static and Operating Displays featuring Spot-On,  
Minic Tin & Plastic Toys, Sindy, Tri-ang Railways 00 & TT,  
Castles and Forts, Shops, Push along Animals, Scalextric,  
Arkitex, Big Big Trains, Boats, Airplanes and many other  
pre and post-war Toys made for Boys and Girls from  
this great British Toy Company.

**Sales Tables and Refreshments**

**Contact Bob Leggett 07836 734311**

**or bob.leggett@tesco.net**



## IT'S COMING - IT'S COMING!

But it's taking longer and demanding more money than we ever dreamed of.

The windows are in, the bogies are refurbished and under the car, the marquetry panels are all prepared, the wiring's being installed, the new table-lights are in store, the clocks are prepared, the kitchen's on order, the water tanks are made, the gas-racks are ready, the metalware's going to the platers, the crockery is designed and ordered, the woodwork's all sanded down, we have the glasses, the pepper pots, the buckeye couplers. You see we're different. It's a complete train that we are restoring!

We're bringing back the Brighton Belle. Restoring the complete train to the mainline. The Queen of electric trains. The 1932 Art Deco icon. The flagship of the electrification of the Southern Railway. Help us to finish the job.



**www.brightonbelle.com**





Welcome to our project update feature, with the latest status of forthcoming releases from all major manufacturers. Use it to see the progress of projects you are interested in. The web address in the "link" column can be used to view products online, and to place your preorders.

**0151 733 3655**

**17 Montague Road,  
Widnes, WA8 8FZ**

Phone opening times: Shop opening times  
Mon to Sat 7:30am-5pm Mon to Sun 9am-5pm  
Sun 9am-5pm

	Link	Price	Date announced	CAD done	In Tooling	Seen 1st EP	Decorated samples	In production	On Board Ship	Released
Wickham trolley car	<a href="http://ehattons.com/wtc">ehattons.com/wtc</a>	£67.96	Mar 2013							
Stanier Mogul 2-6-0	<a href="http://ehattons.com/5p4f">ehattons.com/5p4f</a>	£127.46 (EST)	Mar 2013							
LNWR Webb coal tank	<a href="http://ehattons.com/wct">ehattons.com/wct</a>	£97.71	Sep 2014							
Class 450	<a href="http://ehattons.com/cl450">ehattons.com/cl450</a>	£254.96-£271.96	Mar 2015							
Birdcage Coaches	<a href="http://ehattons.com/bc">ehattons.com/bc</a>	£50.96	Mar 2014							
Class 414 2-HAP	<a href="http://ehattons.com/cl414">ehattons.com/cl414</a>	£119.50 (EST)	Mar 2016							

Class 117, Class 121, Class 24/1, J72, 6P, V2, 3F, J39, K3, 94xx, H2 Atlantic - view these projects at [www.ehattons.com/projectupdates](http://www.ehattons.com/projectupdates)

	Link	Price	Date announced	CAD done	In Tooling	Seen 1st EP	Decorated samples	In production	On Board Ship	Released
Class 73	<a href="http://ehattons.com/c73">ehattons.com/c73</a>	£119.71	March 2012							
Class 68	<a href="http://ehattons.com/c68">ehattons.com/c68</a>	£118.00 (EST)	April 2014							

Class B4, IDA flat, Turbot - view these projects at [www.ehattons.com/projectupdates](http://www.ehattons.com/projectupdates)

	Link	Price	Date announced	CAD done	In Tooling	Seen 1st EP	Decorated samples	In production	On Board Ship	Released
J94	<a href="http://ehattons.com/j94">ehattons.com/j94</a>	£82.00	Aug 2014							
14xx	<a href="http://ehattons.com/14xx">ehattons.com/14xx</a>	£99.00	Sep 2014							
Hatton's King	<a href="http://ehattons.com/king">ehattons.com/king</a>	£169.00- £179.00	Aug 2014							


	Link	Price	Date announced	CAD done	In Tooling	Seen 1st EP	Decorated samples	In production	On Board Ship	Released
Class O2 Tango	<a href="http://ehattons.com/O2">ehattons.com/O2</a>	£148.00	Nov 2013							
Class 07 Shunter	<a href="http://ehattons.com/cl07">ehattons.com/cl07</a>	£99.00 (EST)	Jan 2016							

Class 4700, Class 1366, Class 1361- view these projects at [www.ehattons.com/projectupdates](http://www.ehattons.com/projectupdates)

	Link	Price	Date announced	CAD done	In Tooling	Seen 1st EP	Decorated samples	In production	On Board Ship	Released
Drax Biomass Wagons	<a href="http://ehattons.com/drax">ehattons.com/drax</a>	£83.00	Jan 2016							
Class J50	<a href="http://ehattons.com/j50">ehattons.com/j50</a>	£74.06	Dec 2014							
Hornby Adams Radial	<a href="http://ehattons.com/horar">ehattons.com/horar</a>	£111.10	Dec 2014							
Class Q6 Raven	<a href="http://ehattons.com/Q6">ehattons.com/Q6</a>	£118.99	Nov 2015							
Class 71	<a href="http://ehattons.com/c71">ehattons.com/c71</a>	£127.50	Nov 2014							
SR Maunsell Coaches	<a href="http://ehattons.com/exsmaun">ehattons.com/exsmaun</a>	£39.99	Jun 2015							
Merchant Navy	<a href="http://ehattons.com/mn">ehattons.com/mn</a>	£144.00-£162.00	Mar 2015							
Class B12 Holden	<a href="http://ehattons.com/B12">ehattons.com/B12</a>	£123.00	Nov 2015							

Peckett 0-6-0 - view these projects at [www.ehattons.com/projectupdates](http://www.ehattons.com/projectupdates)

	Link	Price	Date announced	CAD done	In Tooling	Seen 1st EP	Decorated samples	In production	On Board Ship	Released
Adam's Radial	<a href="http://ehattons.com/ar">ehattons.com/ar</a>	£88.00	Jan 2015							
Dean Goods	<a href="http://ehattons.com/oxdg">ehattons.com/oxdg</a>	£95	Jan 2015							
Hatton's ICI hopper	<a href="http://ehattons.com/ici">ehattons.com/ici</a>	£24.00 / £25.00	Mar 2015							

 Shows the stage the project is at based on the information available to us. CAD: Computer Aided Design. 1st EP: First Engineering Prototype. TBC: Price is yet To Be Confirmed (EST): Price is estimated.

You can view extended lists, preorder & comment on all of these projects at

**[www.ehattons.com/projectupdates](http://www.ehattons.com/projectupdates)**

Information correct at the time of going to press. All information subject to change



## Pre-order Items



### Class 414 2-HAP EMU Pre-order for £186.96 (estimated)



31-390 Class 414 2-HAP EMU 6061 in BR green  
31-391 Class 414 2-HAP EMU 6062 in BR blue & grey  
31-392 Class 414 2-HAP EMU 4322 in Network SouthEast livery

### Class 5P4F Stanier Mogul 2-6-0 Pre-order for £127.46



31-690 2955 in LMS lined black  
31-691 42969 in BR lined black with early emblem  
31-692 42968 in BR lined black with late crest (as preserved)

### Class 7F 2-8-0 Pre-order for £118.95



31-014 Class 7F 2-8-0 89 in Somerset & Dorset Railway black  
31-015 Class 7F 2-8-0 13810 in LMS black



31-866 1803 in LNER Black  
31-867 64792 in BR black with early emblem

### Class K3 2-6-0 Pre-order for £118.96



32-279A 1304 in LNER lined black  
32-281 61862 in BR lined black with early emblem

### Class 94xx 0-6-0 Pre-order for £85.00 (estimated)



35-025 9402 in GWR Green  
35-026 9487 in BR black with early emblem  
35-027 9479 in BR black with late emblem



### LNWR 0-6-2T Webb Coal Tank Pre-order for £97.71



35-050 LNWR plain black livery  
35-051 LMS black livery  
35-052 BR black early emblem

### Class 117 3-Car DMU Pre-order for £170.00 (estimated)



35-500 Class 117 3 car suburban DMU in BR green with speed whiskers

35-501 Class 117 3 car suburban DMU in BR blue & grey  
35-502 Class 117 3 car suburban DMU in Network SouthEast livery

### Class 121 "Bubble Car" Pre-order for £127.50 (estimated)



35-525 Class 121 'Bubble Car' single car DMU in BR green with speed whiskers  
35-526 Class 121 'Bubble Car' single car DMU in BR blue & grey  
35-527 Class 121 'Bubble Car' single car DMU in Network SouthEast livery

**See the entire range at [ehattons.com/bachmann2016](http://ehattons.com/bachmann2016)**

(Prices estimated - we will notify you if price rises & offer option to cancel)

## Limited Edition J94s & Austerities, Class 14xx & Kings from Hatton's, being produced by DJ Models

### Class 14xx Pre-order for £99



#### Pristine

H1401 48xx 4825 in GWR unlined green Great Western  
H1404 58xx 5808 in GWR unlined green Shirtbutton  
H1406 14xx 1420 in GWR unlined green G W R  
H1408 58xx 5816 in BR lined black BRITISH RAILWAYS  
H1409 14xx 1470 in BR lined black early emblem  
H1410 58xx 5819 in BR unlined black early emblem  
H1413 14xx 1444 in BR lined green early emblem  
H1414 14xx 1450 BR lined green late crest  
H1416 14xx 1409 BR unlined green late crest

#### Lightly Weathered

H1402 58xx 5814 in GWR unlined green Great Western  
H1403 48xx 4871 in GWR unlined green Shirtbutton  
H1405 48xx 4807 in GWR wartime black G W R  
H1407 58xx 5802 in GWR unlined green G W R  
H1411 58xx 5801 in BR unlined green G W R

#### Heavily Weathered

H1412 14xx 1474 in BR unlined black early emblem  
H1415 14xx 1432 BR lined green late crest

[www.ehattons.com/j94](http://www.ehattons.com/j94)

### Austerities & J94 Limited Editions of 200 Pre-order for £99



#### Pristine

J9401 "Robert" in NCB Bold Colliery lined green  
J9402 71515 in Mech Navvies maroon  
J9407 4 in NCB Backworth Colliery lined black  
J9408 98 "Royal Engineer" in Army green  
J9410 15 in Wemyss Private Railway lined brown

#### Lightly Weathered

J9403 J94 68012 in BR black late crest  
J9405 "Hurricane" in NCB Bickershaw Colliery lined green  
J9409 7 in NCB Littleton Colliery lined blue

#### Very Heavily Weathered



J9404 1763 NCB Peckfield Colliery lined maroon with chevrons  
J9406 8 in NCB Mountain Ash Colliery lined green

[www.ehattons.com/14xx](http://www.ehattons.com/14xx)

### Class 6000 King Pre-order for £169



HK01 6000 "King George V" in GWR lined green with roundel  
HK02 6019 "King Henry V" in GWR lined green with shield  
HK03 6021 "King Richard II" in GWR lined green with shirtbutton

HK04 6029 "King Edward VIII" in GWR un-lined wartime green  
HK05 6018 "King Henry VI" in GWR lined green  
HK06 6025 "King Henry III" in BR ultramarine blue  
HK07 6027 "King Richard I" in BR/GWR lined green  
HK08 6028 "King George VI" in BR lined blue with early crest



HK09 6023 "King Edward II" in BR lined blue with early crest  
HK10 6009 "King Charles II" in BR lined green with early crest  
HK11 6017 "King Edward IV" in BR lined green with late crest  
HK12 6026 "King John" in BR lined green with late crest  
HK13 6005 "King George II" in BR lined green with late crest  
HK14 6024 "King Edward I" in BR lined green with late crest

DCC Fitted versions also available for £179  
HK01DCC - HK14DCC

[www.ehattons.com/king](http://www.ehattons.com/king)

**UK P&P £4 per order**  
£2 P&P for single diecast items  
Next Day £7 (Orders before 2pm)

**18,000+ items on**  
[www.ehattons.com/hm](http://www.ehattons.com/hm)

**Shop Open**  
Mon to Sun 9am to 5pm

**Phones Open**  
Mon to Sat  
7:30am to 6pm  
Sunday 9am to 5pm



17 Montague Road, Widnes, WA8 8FZ

T: 0151 733 3655 E: [info@ehattons.com](mailto:info@ehattons.com)

## OO Gauge (1:76 Scale)

### Steam locos



R3299 'Going Home' 70th Anniversary of the end of WWII Train Pack Black 5 4-6-0 5156 in LMS Black 3xLMS Period 3 Coaches - Ltd Ed (Hor) ..... £268.51



31-931 Class 1000 Midland Compound 4-4-0 1189 in LMS black (Bac) (list £139.95) ..... BARGAIN ..... £89



31-932DC Class 1000 Midland Compound 4-4-0 40934 in BR lined black early emblem, DCC On Board (Bac) (list £159.95) ..... BARGAIN ..... £89



31-933 Class 1000 Midland Compound 4-4-0 41157 in BR lined black late crest (Bac) (list £139.95) BARGAIN ..... £89



31-434 Class 1F 'Half Cab' 0-6-0T 41803 in BRITISH RAILWAYS black (Bac) ..... £81.56



31-433 Class 1F 'Half Cab' 0-6-0T 1739 in LMS black (Bac) ..... £81.56



31-435 Class 1F 0-6-0T 41726 in BR black early emblem (Bac) ..... £81.56  
32-826A Class 2MT Ivatt 2-6-0 46526 BR lined green late crest - weathered (Bac) ..... £110.46



R3315 Class 2P 4-4-0 40602 in BR Black late crest (Hor) £92.58



R3316 Class 2P 4-4-0 44 in Somerset & Dorset Joint Railway prussian blue (Hor) ..... £92.58



R3459TTS Class 2P Fowler 4-4-0 40626 in BR Black early emblem - TTS sound fitted (Hor) NEW ..... £122



31-127 Class 30xx 2-8-0 ROD 3023 in BR black early emblem (Bac) (list £129.95) ..... BARGAIN ..... £80



31-089 Class 32xx 4-4-0 Dukedog 3214 in GWR green shirtbutton logo (Bac) ..... £118.96



32-235 Class 3F Fowler Jinty 0-6-0 tank 47673 in BR black late crest - weathered (Bac) ..... £80.71



32-227B Class 3F Fowler Jinty 0-6-0 tank 7341 in LMS black (Bac) ..... £72.21



R2882 Class 3P Jinty 0-6-0T 24 in S&DJR Blue (Railroad range) (Hor) (list £32.48) ..... BARGAIN ..... £21



R3301 Class 4073 'Castle' 4-6-0 5043 'Earl of Mount Edgcumbe' in BR Green early emblem (as preserved) (Hor) ..... £134.25



32-462 Class 42xx 2-8-0 4287 in BR Black early emblem (Hor) ..... £109



32-131 Class 45xx 2-6-2 Prairie tank 4539 in Great Western green (Bac) ..... £84.96



32-880 Class 4MT Fairburn 2-6-4 tank 2278 LMS black - weathered (Bac) ..... £110.46



32-882 Class 4MT Fairburn 2-6-4 tank 42062 BR lined black late crest (Bac) ..... £106.21



31-168 Class 5 L&YR 2-4-2T 10713 in LMS crimson (Bac) £90.06



31-169 Class 5 L&YR 2-4-2T 50795 BR lined black early emblem (Bac) ..... £90.06



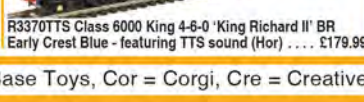
R3463 Class 52xx 2-8-0 5231 in BR Black early emblem (Hor) NEW ..... £109



R3224 Class 52xx 2-8-0 5239 in BR Black late crest (Hor) ..... £111.20



R3323 Class 5MT Black 5 4-6-0 44694 in BR Black late crest (Hor) ..... £124.99



R3370TTS Class 6000 King 4-6-0 'King Richard II' BR Early Crest Blue - featuring TTS sound (Hor) ..... £179.99



R3330 Class 6000 King 4-6-0 6000 'King George V' in BR green early crest (as preserved) (Hor) ..... £148.14



31-214 Class 6P Patriot 4-6-0 45538 'Giggleswick' in BR Green early emblem (Bac) ..... £140.21



31-204 Class 6P Patriot 4-6-0 5530 'Sir Frank Ree' in LMS crimson (Bac) ..... £140.21



R3464 Class 72xx 2-8-2 7224 in BR Black late crest (Hor) NEW ..... £118



R3310 Class 7P6F West Country 4-6-2 34006 'Bude' in BR Green late crest (Hor) ..... £129.62



R3244TTS Class 8 4-6-2 71000 'Duke Of Gloucester' in BR Green late crest - TTS Sound fitted (Hor) (list £139.99) BARGAIN ..... £94



R3288 Class 9F 2-10-0 92220 'Evening Star' in BR Green late crest (Hor) ..... £83.40



R3086 Class A1 4-6-2 4472 'Flying Scotsman' in LNER apple green - Railroad Range (Hor) (list £84.99) BARGAIN £55




32-5508B Class A1 4-6-2 60163 'Tornado' in BR lined Brunswick green (Bac) (list £159.95) ..... BARGAIN ..... £95



R3060 Class A1 4-6-2 60163 'Tornado' in British Railways Apple Green (Railroad Range) (Hor) (list £89.99) BARGAIN ..... £56



R3086U Class A1 4472 'Flying Scotsman' in LNER Apple Green (unboxed) (Hor) ..... £49



R3250 Class A3 4-6-2 4472 'Flying Scotsman' in LNER apple green - 1964 condition - Ltd Ed of 500 (Hor) NEW ..... £115



R3336 Class A3 4-6-2 4472 'Flying Scotsman' in LNER Green - NRM Special Edition (Hor) ..... £157.40



R3312 Class A3 4-6-2 60032 'Miron' in BR Green early emblem (Hor) ..... £143.51



R3307 Class A4 4-6-2 2510 'Quicksilver' in LNER Silver - The Silver Jubilee Collection (Hor) ..... £134.25

R3233 Class D16/3 4-4-0 8625 in LNER Black (Hor) ..... £96



35-078 Class E4 Brighton tank 0-6-2 32500 in BR black late crest (Bac) (list £109.95) ..... BARGAIN ..... £80



35-077 Class E4 Brighton tank 0-6-2 32556 in BR black early emblem (Bac) (list £109.95) ..... BARGAIN ..... £80



35-076 Class E4 Brighton tank 0-6-2 473 in Southern green (as preserved) (Bac) (list £109.95) BARGAIN ..... £80



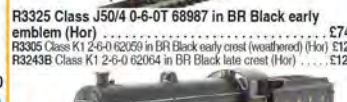
35-075 Class E4 Brighton tank 0-6-2 579 in LB & SCR umber (Bac) (list £109.95) ..... BARGAIN ..... £80



31-481 Class G2A Super D 0-8-0 49106 in BR black early emblem - weathered (Bac) NEW ..... £111.45



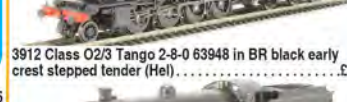
R3381 Class J15 0-6-0 65475 in BR black early emblem (Hor) ..... £101.90



R3380 Class J15 0-6-0 7510 in LNER Black (Hor) ..... £101.90



R3326 Class J50/3 0-6-0T 68971 in BR Black late crest (Hor) ..... £74.06



R3325 Class J50/4 0-6-0T 68987 in BR Black early emblem (Hor) ..... £74.06



R3305 Class K1 2-6-0 62059 in BR Black early crest (weathered) (Hor) ..... £120.36



R3243B Class K1 2-6-0 62064 in BR Black late crest (Hor) ..... £120.50



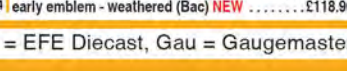
3910 Class O2/3 Tango 2-8-0 3965 in LNER black stepped tender (Hel) ..... £148



3912 Class O2/3 Tango 2-8-0 63948 in BR black early crest stepped tender (Hel) ..... £148



3913 Class O2/3 Tango 2-8-0 63952 in BR black late crest stepped tender (Hel) ..... £148



3911 Class O2/3 Tango 2-8-0 63954 early British Railways black stepped tender (Hel) ..... £148



3920 Class O2/4 Tango 2-8-0 3962 in LNER black flush tender (Hel) ..... £148



3922 Class O2/4 Tango 2-8-0 63975 in BR black late crest flush tender (Hel) ..... £148



3921 Class O2/4 Tango 2-8-0 63983 in BR black early crest flush tender (Hel) ..... £148



31-003A Class O4 Robinson 2-8-0 6184 in LNER black (Bac) NEW ..... £110.46



31-004A Class O4 Robinson 2-8-0 63762 in BR black early emblem - weathered (Bac) NEW ..... £118.96





# UK P&P £4 PER ORDER

## £2 per single diecast item

### £7 guaranteed Next Day delivery

(Orders before 2pm)



R3171 Class P2 2-8-2 2001 'Cock O' The North' in LNER Green (Railroad range) (Hor) (list £84.99) **BARGAIN** ..... £67  
R3329 Class S15 4-6-0 30630 in BR Black late crest (Hor) ..... £124.99



R3413 Class S15 4-6-0 30831 in BR Black late crest (Hor) ..... £122



R3412 Class S15 4-6-0 30842 in BR Black early emblem (Hor) ..... £122



R3328 Class S15 4-6-0 30843 in BR Black early emblem (Hor) ..... £124.99



R3327 Class S15 4-6-0 824 in Southern Railway Olive Green (Hor) ..... £124.99  
R3208 Class V Schools 4-4-0 30915 'Brighton' in BR Black early emblem (Hor) (list £139.99) ..... **BARGAIN** ..... £105  
R3279 County Class 4-6-0 10106 'County Of Hants' in BR Green early crest - Railroad range (Hor) ..... £69.50  
31-980 Standard Class 3MT tank R2020 BR green late crest - weathered (Bac) ..... £118.96  
31-981 Standard Class 3MT tank R2021 BR lined black early emblem (Bac) ..... £101.96



32-954 Standard class 4MT 2-6-0 78058 in BR lined black early emblem (Bac) (list £119.95) ..... **BARGAIN** ..... £74  
32-508 Standard Class 3MT 73449 in BR lined green late crest & BR1 tender (Bac) (list £129.95) ..... **BARGAIN** ..... £82



32-509 Standard class 5MT 73109 in BR lined black early emblem and BR1B tender (Bac) (list £129.95) **BARGAIN** ..... £89



R9289 Thomas & Friends - 4-4-0 No.2 Edward the blue engine (Hor) ..... £72



R9292 Thomas & Friends - 4-6-0 No.3 Henry the green engine (Hor) **NEW** ..... £81



R9291 Thomas & Friends - 4-6-2 No.4 Gordon the big engine (Hor) **NEW** ..... £90



R9303 Thomas The Tank Engine 70th Anniversary Locomotive (Ltd Ed of 1000 Pieces) (Hor) ..... £42.50

#### Train packs

R3302 '1940: Return from Dunkirk' 75th Anniversary Train Pack 700 class 0-6-0 325 in Southern black 3 Maunsell coaches in Southern green - Ltd Ed (Hor) ..... £231.47  
90-325 Ambulance Train No.40 Train Pack GWR Class 3700 No.3711 'City of Birmingham' in WWI khaki, 3 x coaches in olive green & 6 x WWI figures (Bac) ..... £140.20

25-2014 Bachmann OO Scale Silver Anniversary Set Class 5P Jubilee & Class 47 loco in wooden box certificate (Bac) ..... £212.46  
R3488 Diesel Freight train pack LMS Class 08 3973 and 3 wagons - Railroad Range (Hor) ..... £44  
R3999 EWS Freight Train Pack - Ltd Ed (Hor) **NEW** ..... £188  
R2670 GWR Freight Train Pack Class 101 steam loco and three wagons - Railroad Range (Hor) (list £44.49) ..... **BARGAIN** ..... £30  
30-575 The Railway Children Train Pack GWR 57xx Pannier in GNSR, 2 x GNSR Coaches & Scenecraft Oakworth Station Building (Bac) ..... £114.71



R3300 Winston Churchill's Funeral Train Pack Battle of Britain class 4-6-2 34051 'Winston Churchill' in BR Green Late crest, 2 Pullman coaches & SR Baggage car - Ltd Ed (Hor) ..... £222.21

#### Diesel locos



10001HAP - 10001 BR Brunswick green orange, black & orange lining, Aug 1956 - Oct 1957, (Dap) (list £105) **BARGAIN** ..... £94  
2500 Class 05 Hunslet shunter D2574 in BR green (Hel) ..... £100  
2502 Class 05 Hunslet shunter D2581 in BR green weep stripes (Hel) ..... £100  
2521 Class 05 Hunslet shunter D2500 in BR green weep stripes (Hel) ..... £100



R3261 Class 08 08417 in Network Rail (Hor) **NEW** ..... £86.60  
R3490 Class 08 08673 in InterCity - Railroad range (Hor) **NEW** ..... £35



R3342 Class 08 Shunter 08489 in BR blue (Hor) **NEW** £111.10



32-115B Class 08 Shunter 08818 in BR Blue Wasp Stripes (weathered) (Bac) ..... £93.46



R3343 Class 08 Shunter 08822 'John' in FGW (Hor) **NEW** £111.10



32-119 Class 08 Shunter 08907 in DB Schenker red (Bac) £84.96



32-120 Class 08 Shunter 13287 in BR Plain Green Early Emblem (Bac) ..... £84.96  
1513 Class 15 ADB68003 (Carriage pre - heating unit) in BR Sharnwood green full yellow ends (Hel) ..... £94



1601 Class 16 North British diesel D8401 BR green small yellow warning panels. Ltd Ed of 750 (general release). (Hel) (list £134.95) ..... **BARGAIN** ..... £72



1602 Class 16 North British diesel D8404 BR green Stratford-style yellow warning panels. Ltd Ed of 750 (general release) (Hel) (list £134.95) ..... **BARGAIN** ..... £72  
1603 Class 16 North British diesel D8407 BR green with full yellow ends Ltd Ed of 750 (general release) (Hel) (list £134.95) **BARGAIN** ..... £72



1604 Class 16 North British diesel D8409 BR green grey roof. Gloss finish. Ltd Ed of 750 (general release) (Hel) (list £134.95) ..... **BARGAIN** ..... £72



1718 Class 17 D8523 in blue full yellow ends (Hel) ..... £94



1719 Class 17 D8558 in BR green small yellow panels (Hel) ..... £94



1720 Class 17 D8594 in green small yellow panels (Hel) ..... £94



32-045 Class 20 20118 'Saltburn-by-the-Sea' in BR Railfreight Red Stripe (Bac) ..... £93.46  
32-038DS Class 20 20124 in BR Blue with Indicator Discs (Weathered & DCC Sound Fitted) (Bac) ..... £195.46



32-044 Class 20 D8028 in BR Green Indicator Discs & Tablet Catcher (Bac) ..... £93.46



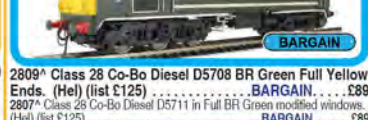
2320 Class 23 Baby Deltic D5900 green headcode discs and frost grilles - gloss (Hel) (list £129.95) **BARGAIN** ..... £59  
2302\* Class 23 Baby Deltic diesel D5908 BR Green large yellow ends arrows (Hel) (list £119.95) ..... **BARGAIN** ..... £79  
32-331 Class 251 25043 BR Green Full Yellow Ends (weathered) (Bac) £89.21  
2608 Class 261 diesel D5389 in BR green small yellow panels (Hel) ..... £87  
2718 Class 27 5370 in BR green full yellow ends (no boiler tanks) (Hel) ..... £94  
2726 Class 27 D5347 in BR green small yellow panels (Hel) ..... £94



2800\* Class 28 Co-Bo Diesel D5700 Full BR Green - modified windows. (Hel) (list £125) ..... **BARGAIN** ..... £80



2809\* Class 28 Co-Bo Diesel D5708 BR Green Full Yellow Ends. (Hel) (list £125) ..... **BARGAIN** ..... £89  
2807\* Class 28 Co-Bo Diesel D5711 in Full BR Green modified windows. (Hel) (list £125) ..... **BARGAIN** ..... £89



R3067 Class 31 31256 BR Blue (Railroad Range) (Hor) (list £64.99) ..... **BARGAIN** ..... £42  
3436 Class 33/0 33047 Splitter in BR engineers 'Dutch' yellow & grey (Hel) £94



3435 Class 33/0 33049 in BR blue full yellow ends (Hel) ..... £94



3415 Class 33/0 D6516 in early BR green (Hel) ..... £94  
3356 Class 33/1 33102 in BR Blue full yellow ends (Hel) ..... £94  
3357 Class 33/1 33116 in BR engineers grey (Hel) ..... £94  
3349 Class 33/1 33119 in BR Blue full yellow ends (Hel) ..... £94



3348 Class 33/1 D6511 in BR Blue full yellow ends (Hel) ..... £94  
3336 Class 33/2 33202 'The Burma Star' BR engineers 'dutch' grey & yellow (Hel) ..... £94  
3519 Class 35 Hymek D7064 in BR blue small yellow warning panels (Hel) ..... £94



32-786 Class 37/0 37174 in EWS Domino Headcode (weathered) (Bac) ..... £106.21



32-784 Class 37/0 37242 in Mainline Blue Centre Headcodes (weathered) (Bac) ..... £106.21  
32-381M Class 37/4 37402 Direct Rail Services (DRS) compass blue (Bac) ..... £137.95  
32-390 Class 37/7 37706 Coaches in Railfreight Petroleum (Bac) £101.96  
32-391DS Class 37/7 37796 Railfreight coal sector (DCC Sound Fitted) (Bac) ..... £203.96



R3392TTS Class 40 40164 in BR blue - TTS sound fitted - Railroad Range (Hor) ..... £79  
32-067 Class 43 North British (NBL) Warship 642 Royal Oak BR Blue (Bac) ..... £118.96  
32-066 Class 43 North British (NBL) Warship D835 Pegasus in BR Green Small Yellow Panel (Bac) ..... £118.96



32-680 Class 45 45036 in BR Blue Split Centre Headcode (Bac) ..... £101.96



32-681 Class 45 D108 in BR Green Split Centre Headcode (weathered) (Bac) ..... £110.46



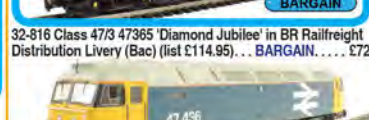
31-656 Class 47/0 47256 in BR Green Full Yellow Ends - weathered (Bac) **NEW** ..... £127.46  
31-655 Class 47/3 47301 Conqueror BR Railfreight Grey Red Stripes (Bac) ..... £97.71



32-816 Class 47/3 47365 'Diamond Jubilee' in BR Railfreight Distribution Livery (Bac) (list £114.95) ..... **BARGAIN** ..... £72



31-660 Class 47/4 47436 in BR Large Logo Blue (Bac) ..... £114.71



32-817 Class 47/7 47745 'Royal London Society For The Blind' in Rail Express Systems (Bac) (list £114.95) **BARGAIN** ..... £72



32-815 Class 47/8 47834 'Fire Fly' in BR Intercity Swallow Livery (Bac) (list £114.95) ..... **BARGAIN** ..... £78



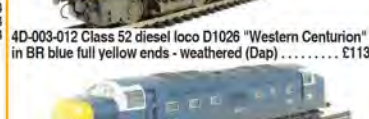
4D-003-006 Class 52 diesel D1065 'Western Consort' in BR maroon small yellow panels (Dap) ..... £119



4D-003-012 Class 52 diesel loco D1026 'Western Centurion' in BR blue full yellow ends - weathered (Dap) ..... £113



32-532 Class 55 55007 'Pinza' in BR Blue Finsbury Park White Cab Windows (weathered) (Bac) ..... £113.01



R2879 Class 55 Deltic 55001 'St Paddy' in BR blue (Hor) (list £52.49) ..... **BARGAIN** ..... £43





Visit

[www.ehattons.com/hm](http://www.ehattons.com/hm)

18,000+ items available  
with live stock information



R3497 Class 55 Deltic D9016 in BR green - Railroad Range (Hor).....£53



32-762DS Class 57/3 57312 'The Hood' in Virgin Trains Livery (Weathered & DCC Sound Fitted) (Bac).....£203.96  
5822 Class 58 58006 Railfreight Redstripe Livery (Hel).....£125  
R3268 Class 67 67003 Arriva Trains Wales (Hor) (list £139.99) BARGAIN.....£112



R3272 Class 67 67006 'Royal Sovereign' in EWS Royal claret (Hor) (list £139.99).....BARGAIN.....£110  
31-588 Class 70 70005 Powerhaul in Freightliner (weathered) (Bac).....£127.46  
40-006-007 Class 73 73206 Lister GB Rail Freight Blue/Yellow (Dap).....£119.51  
40-006-005S Class 73 E6039 in BR early blue small yellow panels - DCC sound fitted (Dap).....£239  
40-006-001 Class 73 electro-diesel 73105 in BR blue large logo (Dap).....£119.51



4D-006-002 Class 73 electro-diesel 73124 in BR blue full yellow ends (Dap).....£119.51  
4D-006-000 Class 73 73102 'Artur Suisse' (Dap).....£119.51  
40-006-005 Class 731 electro-diesel E6039 in early blue with small yellow panels and double arrow logo (Dap).....£119.51  
OLIV002 Class 73/2 73205 'Jeanette' in GB Railfreight blue - Olivias Trains limited edition (Dap).....£140  
31-965 Class D116 LMS 10000 BR Brunswick Green Lined Orange & Black (Bac).....£101.96  
31-996 Class D116 LMS 10000 in BR Brunswick Green Part Eggshell Blue Waistband (Bac).....£101.96



4010- English Electric DP2 prototype in BR Brunswick green (as per 1962 to May 1965) (Hel) (list £129.95) BARGAIN.....£75



4011- English Electric DP2 prototype in BR two-tone green (as per 1965 until withdrawal in 1967) (Hel) (list £129.95).....BARGAIN.....£70  
MM0220 Irish Class 201 diesel 'River Blackwater' original - single orange band on front of loco (Mur).....£129

### Electric locos



31-678 Class 85 (AL5) Bo-Bo Electric 85026 in BR Blue single pantograph (Bac) (list £112.45) BARGAIN.....£86  
31-677 Class 85 (AL5) Bo-Bo Electric E3056 in BR Blue single pantograph (Bac) (list £139.95).....BARGAIN.....£79  
R3955 Class 91 91120 in East Coast Trains (Hor).....£83.32



9000 Metropolitan Bo-Bo electric 20 in Metropolitan (Hel).....£107

### HSTs

R3366 Class 43 HST Power (43062) & dummy (43014) in Network Rail new measurement train yellow (Hor).....£189.99

### DMUs



32-285 Class 101 2 Car DMU in BR green speed whiskers 'Newcastle/Middlesbrough' (Bac).....£135.96



31-535 Class 105 Cravens 2 Car DMU in BR blue full yellow ends (Power Twin Unit) (Bac) (list £119.95) BARGAIN.....£78



32-905\* Class 108 2-car DMU in BR blue & grey full yellow ends (Bac) (list £139.95).....BARGAIN.....£72.50



32-912 Class 108 3 Car DMU in BR blue full yellow ends (Bac) (list £169.95).....BARGAIN.....£86  
8920 Class 128 DPU 55991 in BR blue yellow ends 'Parcels Service' (Hel) (list £119.95).....BARGAIN.....£59



8923 Class 128 DPU 55991 in Royal Mail Letters red (Hel) (list £119.95).....BARGAIN.....£59  
8921 Class 128 DPU 55992 Royal Mail Letters red (Hel) (list £119.95).....BARGAIN.....£59



8993 Class 128 DPU in BR Blue full yellow ends and Midland style fronts M55990 (Hel) (list £119.95).....BARGAIN.....£52



8992 Class 128 DPU in BR Blue small yellow panels and Midland style fronts M55990 (Hel) (list £119.95) BARGAIN.....£52



8991 Class 128 DPU in BR green small yellow panels & Midland style fronts M55989 (Hel) (list £119.95) BARGAIN.....£69



8990 Class 128 DPU in BR green speed whiskers and Midland style fronts M55987 (Hel) (list £119.95) BARGAIN.....£69



8902 Class 128 DPU W55991 in early BR blue white cab roof domes and yellow gangway door covers (Hel) (list £119.95).....BARGAIN.....£59

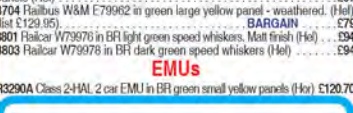


8922 Class 128 DPU W55992 in BR blue yellow ends & no branding 'Scooby Doo' - weathered (Hel) (list £129.95).....BARGAIN.....£59



32-516A Derby Lightweight 2 Car DMU in BR green speed whiskers (Bac).....£123.21  
8752 Park Royal Railbus M79971 in BR green speed whiskers (Hel).....£97  
8751 Park Royal Railbus SC79974 BR green small yellow warning panels (Hel).....£97  
8704 Railbus WSM E79962 in green large yellow panel - weathered (Hel) (list £129.95).....BARGAIN.....£79  
8801 Railcar W79976 in BR light green speed whiskers, Matt finish (Hel).....£94  
8803 Railcar W79978 in BR dark green speed whiskers (Hel).....£94

### EMUs



R3290A Class 244AL 2 car EMU in BR green small yellow panels (Hor).....£120.70



31-030\* Class 350/1 Desiro 4 Car EMU 350 111 'Apollo' in Silver Link (unbranded) (Bac) (list £189.95) BARGAIN.....£99

31-032 Class 350/1 Desiro 4-Car EMU 350 102 in London Midland (Bac) (list £189.95).....BARGAIN.....£116  
31-031 Class 350/2 Desiro 4 Car EMU 350 238 in London Midland (Bac) (list £189.95).....BARGAIN.....£118  
R3215 Class 373 Eurostar 4 car EMU new (post-2014) Eurostar (Hor).....£157.40  
R3259 Class 401 2-BL 2 car EMU in BR blue - As preserved at the NRM (Hor) (list £130.25).....BARGAIN.....£74



31-375 Class 416 2-car EPB EMU in BR blue (Bac) (list £124.95).....BARGAIN.....£72  
31-269 Class 419 Motor Luggage Van (MLV) in BR 'Jaffa Cakes' two-tone grey and orange (Bac).....£89.21  
31-267 Class 419 Motor Luggage Van (MLV) in BR blue & grey (Bac) (list £104.95).....BARGAIN.....£64  
31-266 Class 419 Motor Luggage Van (MLV) in BR Southern Region green yellow panel (Bac) (list £104.95).....BARGAIN.....£64

### DEMUS



31-238Z Class 205 2-H Thumper 1122 in BR blue (Kernow Exclusive) (Bac) NEW.....£204



31-239Z Class 205 2-H Thumper 205001 in de-branded Network SouthEast (Kernow Exclusive) (Bac) NEW.....£204



31-236X Class 205 2-H Thumper Unit Number 1121 in BR Green small yellow panel (Kernow Exclusive) (Bac) NEW.....£204

### Track Maintenance vehicles



B800 Non-motorised OO Track Cleaner motorised cleaning heads & vacuum in blue (Dap).....£56



36-151 Plasser OWB10 crane. Self propelled track maintenance vehicle (motorised) (Bac).....£50.96



31-577 Windhoff MPV Multi-Purpose master and slave units in 'Railtrack' (Bac) (list £148.95) BARGAIN.....£79

### Train sets - analogue



R1167 Flying Scotsman Train Set 3 x LNER coaches (loco has 3-pole motor) (Hor).....£120  
R1183 Master of the Glens Train Set (Hor).....£166.66  
30-105 The Midland Marvel Midland 3F 3522 in LMS, brake van in LMS grey & 2 x 8-plank wagons (Bac).....£110.48  
30-080 The Western Wanderer Class 57xx Panmier 8700 in GWR shuntwork green and GWR Toad brake van & shunters truck in GWR gr (Bac).....£84.96  
R9283 Thomas the Tank Engine Train Set (Hor).....£54

### Train sets - DCC



R1173 e-Link DCC Western Master train set GWR Class 2721 steam loco & 3 wagons (Hor) (list £159.99) BARGAIN.....£99



R1172 e-Link Majestic train set A1 Pacific Peppercorn Class in Experimental blue & BR Class 47 (Hor) (list £299.99).....BARGAIN.....£230



R1126 Mixed Freight DCC digital train set Class 08 0-6-0 BR diesel electric loco, steam loco & 4 wagons (Hor) (list £229.99).....BARGAIN.....£135



R1125 Somerset Belle train set Class 3F 0-6-0 S&DJR 0-6-0 steam loco & 3 wagons - DCC control (Hor) (list £179.99).....BARGAIN.....£115



R1184 Western Express Digital Train Set eLink TTS sound loco (Hor).....£199

### Coaches

R4678A 57 non-corridor brake third M2077M in BR crimson (Hor).....£37.27  
R4659 57 non-corridor third class M1170M in BR crimson (Hor).....£37.27  
4P-010-047 60 FT Stanier Corridor Comp BR Carmine & Cream M3947M (Dap) NEW.....£15.50  
C105D 60 FT Stanier Corridor Comp BR Carmine & Cream M3947M (Dap) NEW.....£12.50



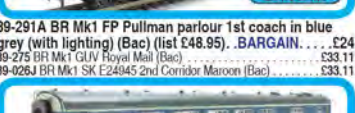
39-577 BR Hawksworth Auto Trailer Crimson (Bac).....£58.61



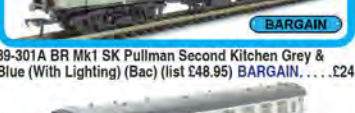
39-575 BR Hawksworth Auto Trailer Crimson & Cream (Bac).....£58.61  
39-576 BR Hawksworth Auto Trailer Maroon (Bac).....£58.61  
39-0750 BR Mk1 BSK Brake Second Corridor Blue & Grey - S36010 (Bac).....£33.11  
39-321 BR Mk1 BSP Pullman bar 2nd coach in blue/grey (with lighting) (Bac) (list £48.95).....BARGAIN.....£24



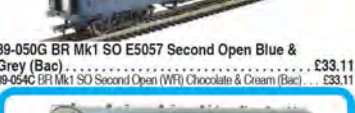
39-291A BR Mk1 FP Pullman parlour 1st coach in blue grey (with lighting) (Bac) (list £48.95).....BARGAIN.....£24  
39-275 BR Mk1 GLV Royal Mail (Bac).....£33.11  
39-026J BR Mk1 SK E24045 2nd Corridor Maroon (Bac).....£33.11



39-301A BR Mk1 SK Pullman Second Kitchen Grey & Blue (With Lighting) (Bac) (list £48.95) BARGAIN.....£24



39-050G BR Mk1 SO E0507 Second Open Blue & Grey (Bac).....£33.11  
39-054C BR Mk1 SO Second Open (WFI) Chocolate & Cream (Bac).....£33.11



39-111A BR Mk1 SP Pullman Second Parlour Grey & Blue (With Lighting) (Bac) (list £48.95).....BARGAIN.....£26



39-200C BR Mk1 Super BG Full Brake RES - Weathered (Bac) (list £39.95).....BARGAIN.....£18  
39-410A BR Mk2A BFK Brake First Corridor 17069 BR Blue & Grey (Bac).....£38.21  
39-363 BR Mk2A TSO Tourist Second Open Network SouthEast (Bac).....£24.61  
34-131A Collett 60ft 1st/2nd composite in BR crimson & cream (Bac).....£24.61  
34-078 Collett 60ft 1st/3rd brake composite 6421 GWR chocolate & cream (Bac).....£24.61  
34-053 Collett 60ft 3rd class corridor 1132 GWR chocolate & cream (Bac).....£24.61



R4688 Collett corridor composite (Right hand) W6029W in BR crimson & cream (Hor).....£36  
34-328A Ex-LMS Pilli Parcels Van M31253 BR blue - weathered (Bac) NEW.....£24.61  
39-242 Mk1 FO first open M3002 in BR blue & grey (Bac).....£33.11  
39-228D Mk1 BCK brake composite corridor S21275 in BR green (Bac).....£33.11  
39-187 Mk1 BG full brake 95310 in BR blue (Bac).....£33.11  
39-186 Mk1 BG Full Brake ADB975612 Departmental Olive Green - weathered (Bac).....£33.96  
R4646 Mk1 BG full brake E80628 BR Express Parcels blue & grey (Hor).....£23.14



39-175E Mk1 BG full brake in BR blue & grey (Bac).....£33.96



## Prices valid until 08/06/16

Orders received after this date for products that have increased in price will be given a refund

39-077F Mk1 BSK brake second corridor E34321 BR crimson & cream (Bac) ..... £33.11  
 39-076H Mk1 BSK brake second corridor E35083 in BR Maroon (Bac) ..... £33.11  
 R4352 Mk1 BSK brake second corridor M34055 BR maroon - Railroad Range (Hor) ..... £17  
 R4716 Mk1 BSK brake second corridor M34072 in BR maroon - lights (Hor) ..... £33.11  
 R4706 Mk1 CK composite corridor E15058 in BR crimson & cream (Hor) ..... £27



R4715 Mk1 CK composite corridor M15679 in BR maroon - lights (Hor) ..... £31  
 R4350 Mk1 CK corridor composite M15625 BR maroon - Railroad Range (Hor) ..... £17  
 39-151F Mk1 FK first corridor E13103 in BR Maroon (Bac) ..... £33.11  
 39-241 Mk1 FO first open M3000 in BR maroon (Bac) ..... £33.11  
 39-240 Mk1 FO first open M3001 in BR crimson & cream (Bac) ..... £33.11



39-277 Mk1 GUV general utility van E86380 in BR blue (Bac) **NEW** ..... £33.96



39-231 Mk1 QVA ADB977109 in BR departmental yellow - Re-railing equipment vehicle (Bac) ..... £33.11



39-261B Mk1 RMB Miniature Buffet E1854 in BR Maroon (Bac) **NEW** ..... £33.96



39-262B Mk1 RMB Miniature Buffet S1851 in BR green (Bac) **NEW** ..... £33.96



39-103C Mk1 RU Restaurant Car E1925 in BR Maroon (Bac) ..... £33.96



39-100C Mk1 RU restaurant car E1974 in BR blue & grey (Bac) ..... £33.96  
 R4705 Mk1 SK second corridor E24162 in BR crimson & cream (Hor) £27  
 39-025G Mk1 SK second corridor E25898 in BR blue & grey (Bac) £33.11  
 R4714 Mk1 SK second corridor M24912 in BR maroon - lights (Hor) ..... £31  
 39-058 Mk1 SO second open 4845 in Network SouthEast blue (Bac) ..... £33.11



39-051J Mk1 SO second open E4059 in BR Maroon (Bac) £33.11  
 R4620 Mk1 SO second open M4360 BR crimson & cream (Hor) (list £24.99) ..... BARGAIN ..... £19  
 39-412A Mk2A BFK Brake First Corridor 17097 Network SouthEast blue (Bac) **NEW** ..... £38.21  
 39-363A Mk2A TSO tourist second open 5354 Network SouthEast blue (Bac) ..... £38.21  
 39-361A Mk2A TSO tourist second open E5406 in BR blue & grey Inter City branding (Bac) ..... £38.21



39-360C Mk2A TSO tourist second open W5316 in BR blue & grey (Bac) ..... £38.21  
 R4816 Mk2E TSO second open 5704 in BR InterCity (Hor) ..... £23.10  
 R4616A Mk2E TSO second open 5779 in BR InterCity (Hor) ..... £23.14  
 R4526 Night Mail Operating Mail Coach 849 in GWR chocolate & cream - Railroad Range (Hor) (list £23.99) ..... BARGAIN ..... £19  
 R4656 Non-Corridor 57 composite 10597 in LMS crimson (Hor) ..... £37.27  
 R4657 Non-Corridor 57 third class 11693 in LMS crimson (Hor) ..... £37.27



R4663 Pullman First Class Kitchen Car - K-Type Pullman Car (Hor) (list £49.99) ..... BARGAIN ..... £33



R4664 Pullman First Class Parlour Car - K-Type Pullman Car (Hor) (list £49.99) ..... BARGAIN ..... £33



R4662 Pullman Third Class Brake Parlour Car - K-Type Pullman Car (Hor) (list £49.99) ..... BARGAIN ..... £33



R4660 Pullman Third Class Kitchen Car - K-Type Pullman Car (Hor) (list £49.99) ..... BARGAIN ..... £33



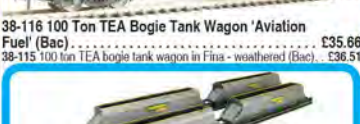
R4661 Pullman Third Class Parlour Car - K-Type Pullman Car (Hor) (list £49.99) ..... BARGAIN ..... £33



39-525 Southern PLV Passenger Luggage Van Southern Railway Green (Bac) ..... £24.61  
 R4652 Thompson suburban third E82090E in BR Maroon (Hor) ..... £37.27



38-577 10 Ton Fish Van BR Bauxite (Late) (Bac) ..... £11.86



38-116 100 Ton TEA Bogie Tank Wagon 'Aviation Fuel' (Bac) ..... £35.66  
 38-115 100 Ton TEA bogie tank wagon in Fins - weathered (Bac) ..... £36.51



38-030B Pack of 4 100 tonne HHA bogie hopper wagon in Freightliner Heavy Haul sliding end door (Bac) (list £159.80) ..... BARGAIN ..... £130  
 38-030B Single (Bac) ..... £33.96



38-182 12 Ton BR plywood fruit van B875635 in BR Bauxite (Early) - weathered (Bac) ..... £14.41  
 38-183 12 Ton BR plywood fruit van B875690 BR Bauxite (Late) - weathered (Bac) ..... £14.41  
 37-706A 12 Ton LMS Cattle Wagon NE Brown (Bac) **NEW** ..... £15.26



37-804 12 Ton Planked ventilated van M508560 in BR Bauxite - weathered (Bac) **NEW** ..... £14.41  
 37-730C 12 Ton ventilated van 134054 in GWR Dark Grey (Bac) ..... £13.56  
 37-654A 14 Ton Tank Wagon 'Borvik' (Bac) (list £15.90) BARGAIN ..... £9  
 37-654A Pack of 4 (Bac) (list £63.80) ..... BARGAIN ..... £34



37-225H 16 Ton steel mineral wagon top flap doors in BR grey - weathered (Bac) ..... £14.04  
 37-258B 16 Ton steel mineral wagon without top flap doors in BR grey - weathered (Bac) ..... £12.71  
 37-531 20 ton brake van B951054 in BR Bauxite - weathered (Bac) £20.83  
 33-309 20 Ton Toad brake van 114947 in GWR grey (Bac) ..... £12.71  
 33-310 20 Ton Toad brake van 114950 in GWR Grey - weathered (Bac) ..... £12.71  
 33-311 20 Ton Toad brake van ZKO DW68883 Departmental Yellow (Bac) £11.86



R6726 21 ton hopper E303821 in BR grey (Hor) ..... £14

38-270A 22 Ton Presto in Blue Circle Railfreight brown (Bac) ..... £22  
 38-270A Pack of 4 (Bac) ..... £80  
 37-508 24 ton ore hopper wagon in BR grey - weathered (Bac) ..... £12.33  
 38-404A 25 Ton Pill Box brake van Z1P DS56409 in BR departmental olive green - weathered (Bac) **NEW** ..... £27.16  
 33-827C 25 Ton Queen Mary brake van 56292 in SR Brown (Bac) £20.36  
 38-044 31 tonne ODA open wagon in BR Railfreight brown (Bac) ..... £18.66



38-125A Megapack of 8 35 Ton VBA box van sliding door in EWS (Bac) (list £191.60) ..... BARGAIN ..... £102  
 38-125A Single (Bac) (list £23.05) ..... BARGAIN ..... £14  
 38-125A Pack of 4 (Bac) (list £95.80) ..... BARGAIN ..... £54  
 38-064 45 tonne glw HCA open box wagon in EWS - weathered (Bac) ..... £13.56  
 37-068 5 plank wagon 111981 in GWR grey (Bac) ..... £11.86  
 37-067 5 Plank wagon 11275 in SR Brown (Bac) ..... £11.86



37-069 5 plank wagon 132701 in NE grey (Bac) ..... £11.86  
 37-070 5 plank wagon 24361 in LMS grey (Bac) ..... £11.86  
 33-436 51 tonne SSA scrap wagon in blue (Bac) ..... £13.56  
 33-437 51 tonne SSA scrap wagon in Transrail grey (Bac) ..... £13.56  
 4F-031-020 6 wheel milk tanker 'United Dairies' - weathered (Dap) ..... £12  
 4F-031-037 6 Wheel Milk Tanker Co-op Milk Red (Dap) **NEW** ..... £13  
 4F-031-036 6 Wheel Milk Tanker Co-op Milk Red Weathered (Dap) **NEW** ..... £14  
 4F-071-128 7 Plank J Settle (Dap) **NEW** ..... £10  
 4F-071-129 7 Plank J Settle Weathered (Dap) **NEW** ..... £11  
 4F-071-132 7 Plank Ruabon 825 (Dap) **NEW** ..... £10.20  
 4F-071-133 7 Plank Ruabon 825 Weathered (Dap) **NEW** ..... £11.20  
 37-089 7 plank wagon end door 127916 in NE grey (Bac) ..... £12.11



38-150A Megapack of 8 80 tonne glw BDA bogie bolster wagon in Loadhaul (Bac) (list £191.60) BARGAIN ..... £112  
 38-150A Single (Bac) (list £23.05) ..... BARGAIN ..... £15  
 38-150A Pack of 4 (Bac) (list £36.80) ..... BARGAIN ..... £58  
 4F-016-013 Banana Van Tropical Fruit M42 (Dap) **NEW** ..... £10  
 4F-016-014 Banana Van Tropical Fruit M42 Weathered (Dap) **NEW** ..... £11



38-425 Megapack of 8 Bulk grain bogie hopper in VTG 'Traffic Services' - weathered (Bac) (list £479.60) ..... BARGAIN ..... £370  
 38-425 Single (Bac) ..... £51.39  
 38-425 Pack of 4 (Bac) (list £239.80) ..... BARGAIN ..... £192



37-951B Pack of 4 Conflat wagon in BR Bauxite BD container in BR crimson B709076 (Bac) (list £63.80) BARGAIN ..... £50  
 37-951B Single (Bac) ..... £13.50



R6724 Drax 102t biomass hopper in Drax 'powering tomorrow' - Produced for Drax power station - Limited to 1000 - Available only from Hatton's (Hor) ..... £83



R6723 Drax 102t biomass hopper in Drax 'Swoosh' - Produced for Drax power station - Limited to 1000 - Available only from Hatton's (Hor) ..... £83  
 38-347A FNA nuclear flask wagon sloping floor & oval buffers in standard Buff - Flak 43 (Bac) (list £29.05) ..... BARGAIN ..... £19  
 4F-014-004 Fruit D van W2023 in BR maroon - weathered (Dap) ..... £15  
 R6761 HAA hopper 356313 in BR coal sector (Hor) ..... £18  
 R6761 Hornby 2016 PGA wagon - Exclusive to Hornby Collector's Club (Hor) **NEW** ..... £15  
 R6689 Hornby Breakdown Crane (Hor) **NEW** ..... £22



37-314 Intermodal bogie wagon 2 x 45ft containers in Salfmarine (Bac) (list £49.95) ..... BARGAIN ..... £29  
 37-314 Pack of 4 (Bac) (list £199.80) ..... BARGAIN ..... £108  
 38-210A JJA auto ballaster outer generator in Railtrack (Bac) ..... £46.46  
 38-210A Pack of 4 (Bac) (list £199.80) ..... BARGAIN ..... £160  
 38-210A Megapack of 8 (Bac) (list £399.60) ..... BARGAIN ..... £310



38-212B JJA non-generator auto ballaster in ex-Railtrack curved top profile - weathered (4 per rake each Generator wagon) (Bac) **NEW** ..... £46.71  
 B910C KQA KITA Pocket wagon & container (Dap) ..... £23  
 B778h MCA Mini Monsterbox (cut down sides) 86 in EWS - 500240 (Dap) (list £17.95) ..... BARGAIN ..... £13  
 4F-046-001 Megafret Twin Pack - weathered - 2 x 45 Ft High Cube Containers (Dap) ..... £31



38-553A Midland 20T brake van 134900 in LMS Bauxite (without Duckets) (Bac) **NEW** ..... £23.76



38-552A Midland 20T brake van 357914 in LMS Grey (with Duckets) (Bac) **NEW** ..... £23.76



38-550A Midland 20T brake van M357897 in BR Grey (with Duckets) (Bac) **NEW** ..... £23.76



R6473 Pack of 3 16 ton mineral wagons in BR Bauxite - Railroad Range (Hor) (list £17.99) ..... BARGAIN ..... £12  
 38-287 Pack of 3 22 ton Prestios in BR Bauxite - weathered (Bac) ..... £68.73



37-097 Pack of 3 5-plank wagons - weathered (Bac) £39.06



37-095A Pack of 3 7-plank 'Coal trader' private owner wagons - weathered (Bac) ..... £42.46



38-651A PCA Metalair Bulk Powder Wagon 10890 in Grey (Bac) ..... £22.06  
 38-650A PCA Metalair Bulk Powder Wagon 11017 'Blue Circle Cement' (Bac) ..... £22.06  
 R6760 PGA hopper wagon VTG14234 in CAB / Procor - weathered (Hor) ..... £15  
 38-059 ZDA Bass dropside open wagon BR grey & yellow - weathered (Bac) ..... £19.51

### Analogue controllers



R8012 HM2000 High output power & speed controller, mains supply (Hor) ..... £74  
 38-560 Plug in 0.7 Amp transformer separate speed controller, track connector wires & power clip (Bac) ..... £25.54

### DCC decoders



38-554 21-pin 3-function 2-sided 1A decoder back EMF for slow running (Bac) ..... £12



38-557 Pack of 5 21-pin E-Z Command 4-function 1A decoder back EMF (Bac) (list £92.50) ..... BARGAIN ..... £70  
 36-557 Single (Bac) ..... £14.50  
 X9659 4-pin decoder for some train set locos and Sentinels (Hor) ..... £10  
 DC277 8 & 21-pin 4-function 1A (1.8A peak) small OMNI decoder (measures 23 x 27 x 10mm) (Gau) ..... £16



BPDCC27 8 & 21-pin 4-function 1A (1.8A peak) small OMNI decoder (measures 23 x 27 x 10mm) x 5 (Gau) ..... £71



R8249 Box of 6 8-pin 4-function 2-sided 0.5A (1A peak) decoder (Hor) ..... £76  
 R8249 Single (Hor) ..... £14  
 BPDCC29 OMNI 8 Pin Direct Plug Decoder (5 Pack) (Gau) ..... £88

### DCC accessory decoders

### DCC controllers



PC2 One Touch DCC Quad Point Controller x 4 (Tra) ..... £32  
 R8213 DCC Select unit (boxed) (Hor) ..... £90  
 36-500 EZ Command DCC controller - boxed (Bac) £76.46





**Opening hours**  
Store: 09:00 - 17:00 Mon - Sun  
07:30 - 18:00 Mon-Sat  
09:00 - 17:00 Sun



36-504 EZ Command Dynamics Ultima DCC system (Bac) £250.71




R8014 Mark 2 Point Motor (Hor) £7



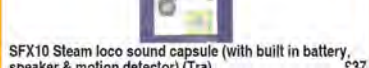
R8243 Surface Mounted point motor (Hor) £7



R044 Passing contact lever frame switch (for point motors) (Hor) £9



GM56 Buffer lights x 2 (Gau) £10



CL2 Standard Coach Lighting Strips - Warm White (Tra) £17



SFX20 Diesel loco sound capsule (with built in battery, speaker & motion detector) (Tra) £37



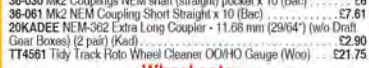
36-036 Lamps (non working) - Pack of 12 (Bac) £12.71



SFX10 Steam loco sound capsule (with built in battery, speaker & motion detector) (Tra) £37



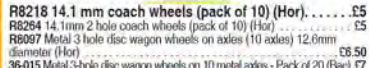
36-025 10 x Mk2 Couplings mini type - short (Bac) £7.61



SL-111 Finescale insulated rail joiners/fishplates (Code 70, 75 & 83) for OO & HO gauge - Pack of 12 (Pec) £2



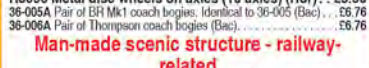
SL-110 Finescale rail joiners/fishplates (for code 100 rails inc Hornby, Peco & Peco Streamline) For OO, HO & O gauge - Pack of 24 (Pec) £2.50



36-030 Mk2 Couplings NEM shaft (straight) pocket x 10 (Bac) £9



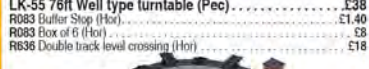
36-061 Mk2 NEM Coupling Short Straight x 10 (Bac) £7.61



20KADEE NEM-362 Extra Long Coupler - 11.68mm (29/64") (two Draft Gear Boxes) (2 pair) (Kad) £2.90



TT4561 Tidy Track Foto Wheel Cleaner OO/HO Gauge (Woo) £21.75



R8218 14.1mm coach wheels (pack of 10) (Hor) £5



R8264 14.1mm 2 hole coach wheels (pack of 10) (Hor) £5



R8097 Metal 3 hole disc wagon wheels on axles (10 axles) 12.0mm diameter (Hor) £5.50



36-015 Metal 3-hole disc wagon wheels on 10 metal axles - Pack of 20 (Bac) £7



R8096 Metal disc wheels on axles (10 axles) (Hor) £5.50



36-005A Pair of BR Mk1 coach bogies. Identical to 36-005 (Bac) £6.76



36-006A Pair of Thompson coach bogies (Bac) £6.76



Man-made scenic structure - railway-related



LK-55 76ft Well type turntable (Pec) £38



R083 Buffer Stop (Hor) £1.40



R083 Box of 6 (Hor) £8



R636 Double track level crossing (Hor) £18



R070 Electrically Operated Turntable (Hor) £59



44-129 Fuel Storage Tank (110 x 55 x 10mm) (Bac) £25.46



44-189 Gated Level Crossing (170 x 100 x 37mm) (Bac) £33.11



BF-HO-01 HO/OO Scale Buffer Stop DCC Wireless (Pro) £9



LK-85 Uniseal Flexible Field Fencing (1080mm) (replaces LK-45) (Pac) £3.50



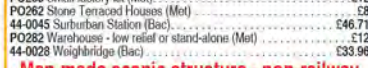
DOCAT1 Overhead MK2 High Speed Catenary Single Mast (Pack of 10) 5 long arm and 5 short arm easy-fit mounting system (Bap) £12



R514 Platform Canopy x 2 (Hor) £12



LK-62 Platform Edging Concrete Type (Height 20mm) (Pec) £4



SL-40 Rail built buffer stop (Pec) £1.50



LC-110 Single Mast (Pec) NEW £7.95



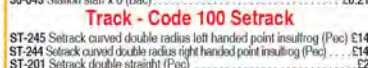
NEW LC-100 Start-up pack: 12 masts, 12 registration arms, 2 figs and 16-page Shows You How Guide (Pec) NEW £69



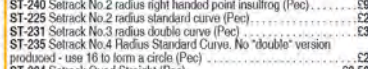
R6814 Straight Platform x 2 - Skidplate (Hor) £9



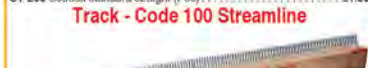
R169 Home Junction signal (Hor) £10



DS6 One Touch DCC Signal Dual Home (RD) (Tra) £32



DS3 One Touch DCC Signal Home Distant (RY/YG) (Tra) £25



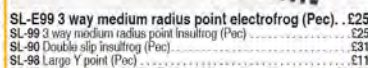
R9818 Skidplate High Brooms Station (Hor) £46.29




44-0046 Corner Store (Bac) £33.96



44-040 Diesel fuelling point - Scenecraft range (162 x 37 x 56mm) (Bac) £13



44-0030 Farmhouse (Bac) £29.71



PO279 Low Relief Department Store (Met) £12.50



PO261 Pair of red brick terrace houses (Card Kit) (Met) £8



44-0021 Rural Workers Cottages (Bac) £38.21



PO263 Small factory kit (Met) £12



PO262 Stone Tenanted Houses (Met) £8



44-0045 Suburban Station (Bac) £46.71



PO282 Warehouses - low relief or stand-alone (Met) £12



44-0028 Weighbridge (Bac) £33.96



Man-made scenic structure - non-railway



OO68 Churnley Society Farnon Barbed Wire Top Kit (240 x 25mm) (Anc) £12



44-505 Security fences x 10 - Scenecraft range (Bac) £5



Bridges, Tunnels & Walls



R8008 Grand suspension bridge (Hor) £39



44-225 Low Relief Retaining Wall (168 x 10 x 85mm) (Bac) £14.41



R6841 Platform footbridge - Skidplate 'Raiside' range (Hor) £22



44-568 Quayside walls (Bac) £33.96



44-152 Railway Road Over Bridge (102 x 184 x 60mm) (Bac) £38.21



MO054 Red brick card sheets - 4 x thick, 4 x thin. Plus 1 sheet of roofing slates (Met) £5



PO244 Retaining Wall in Red Brick - 4 sections per kit (Met) £11



PO245 Retaining Wall in Stone - 4 wall sections per kit (Met) £11



R8744 Station walls x 3 - Skidplate 'Gasworks' range (Hor) £11



People - civil



36-407 1950s Train Crew x 6 (Bac) £6.21



36-402 1960/70s Standing Station Passengers (Bac) £6.38



36-407 Locomotive staff x 6 (Bac) £6.21



36-045 Station passengers sitting x 6 (Bac) £6.21



36-044 Station passengers standing x 6 (Bac) £6.21



36-043 Station staff x 6 (Bac) £6.21



Track - Code 100 Setrack



ST-245 Setrack curved double radius left handed point insultrug (Pec) £14



ST-244 Setrack curved double radius right handed point insultrug (Pec) £14



ST-201 Setrack double straight (Pec) £24



ST-226 Setrack No.2 radius double curve (Pec) £2.50



ST-241 Setrack No.2 radius left handed point insultrug (Pec) £9



ST-240 Setrack No.2 radius right handed point insultrug (Pec) £9



ST-225 Setrack No.2 radius standard curve (Pec) £12



ST-231 Setrack No.3 radius double curve (Pec) £3



ST-235 Setrack No.4 Radius Standard Curve. No 'double' version produced - use 16 to form a circle (Pec) £2



ST-204 Setrack Quad Straight (Pec) £3.50



ST-204 Box of 24 (Pec) £76



ST-200 Setrack standard straight (Pec) £1.50



Track - Code 100 Streamline



SL-100 Pack of 25 1 yard (91.5cm) length of Code 100 Wooden-sleeper nickel silver flexible track (Pec) £66



SL-100 Single (Pec) £3



SL-102 1 yard (91.5cm) length of Nickel Silver concrete-sleeper flexible track (Pec) £3



SL-102 Pack of 25 (Pec) £70



SL-E99 3 way medium radius point electrofrog (Pec) £25



SL-90 Double slip insultrug (Pec) £31



SL-98 Large Y point (Pec) £11



SL-67 Left hand curved point (Pec) £12.50



SL-E99 3 way medium radius point electrofrog (Pec) £25



SL-E99 3 way medium radius point insultrug (Pec) £25



SL-E99 3 way medium radius point insultrug (Pec) £25



SL-E99 3 way medium radius point insultrug (Pec) £25





## Want it DCC fitted?

www.ehattons.com/dccfitting

for more details

76ASV004 Austin Sovon HN Van LMS (Oxf) NEW	£4
76ASV005 Austin Sovon Van Daniel Doncaster (Oxf) NEW	£4
76CA003 Bedford CA Ice Cream Lyons Maid (Oxf) NEW	£4
76D2802 DAF 2800 Upper Alfred Hymas (Oxf)	£18



76STOB025 DAF FTGX105 Curtainside (Oxf)	£17
76STOB041 Eddie Stobart Scania Steady Eddie (Oxf)	£18
76FDE008 Ford 400E Van Southdown (Oxf) NEW	£5
76FTC006 Ford Transit Connect Stobart Air (Oxf)	£4
76FTC005 Ford Transit Connect White (Oxf)	£4
76FT3003 Ford Transit Mk3 British Rail (Oxf) NEW	£4

NEW



76FT3002 Ford Transit Mk3 Royal Mail (Oxf) NEW	£4
76FSR004 Fowler Steam Roller No 19053 Patricia B (Oxf)	£10

NEW



76SET45 Haydon Coulthard Centenary Set (Oxf) NEW	£40
--	-----

NEW



76SST005 Scammell Showtrac & Dodgem Trailer	
Anderton & Rowland - Gladiator (Oxf) NEW	£10
76S14002 Scania 113 Tipper Reids of Minishan (Oxf)	£18
76SCL003 Scania Crane Lorry Eddie Stobart (Oxf)	£14

NEW



76SHL04WF Scania Highline Walking Floor Stobart Ascot	
Champions Day (Oxf) NEW	£17.80
76SCA04LL Scania R Series Topline low loader 'McAdams' (Oxf)	£19
76SHL15WF Stobart - William Buck (Oxf)	£18
76T1V008 Triptych Van Grand Union Canal Company (Oxf) NEW	£4

## Farming &amp; Construction

NEW



76KOM001 Komatsu PC340 standard (fully poseable)	
boom (Oxf) NEW	£17

## Military ground vehicles

76AEC018 AEC Matador Wrecker British Army SCOC Brown (Oxf)	£11
76DL002 Bedford GLD 1st Armoured Division 1941 (Oxf)	£11
76DT001 Diamond 1980 Tank Transporter TRC Western Desert 1942	
GHQ Cairo (Oxf)	£20
76SV005 Standard Vanguard RAF Nicosia (Oxf) NEW	£4

## Public Service vehicles

76FT1003 Ford Transit Mk1 London Fire Brigade (Oxf) NEW	£4
76MA005 Mercedes Ambulance Hong Kong (Oxf)	£8
76TN001 Thornycroft Nubian Major City of Birmingham AFS (Oxf)	£12

## Underground vehicles

80403 1959 Piccadilly Tube Line Driving Car 'A' static model (EFE)	£45
--	-----

## HO Gauge (1:87 Scale)

## Electronic components

DCC40 Reverse loop control module (Gau)	£32
---	-----

## N Gauge

## Steam locos



ND095AD Britannia Pacific 4-6-2 70000 "Britannia" in	
BR green late crest and original smoke deflectors. DCC	
Fitted (Dap)	£119
372-312 Class 21C1 Merchant Navy 4-6-2 35028 "Clan Line" BR green	
late crest (Gra)	£135.95
25-009-004 Class 2804 2-6-0 3803 in GWR green GWR lettering (Dap)	£105
372-626 Class 2MT Ivatt 2-6-0 46440 BR lined black early emblem (Gra) 193.46	
25-015-001 Class 2MT Ivatt 2-6-2 1208 in LMS black (Dap)	£53

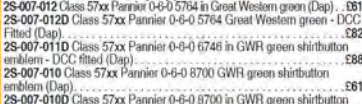


25-015-004 Class 2MT Ivatt 2-6-2 41310 in BR black early	
emblem - weathered (Dap)	£57
372-060 Class 4F 0-6-0 4324 BR black late crest & Fowler tender (Gra) 193.46	



372-138 Class 5 4-6-0 5190 in LMS Black (Gra)	£110.46
---	---------

25-007-006D Class 5700 Pannier 0-6-0 3702 in BR black	
late crest - DCC Fitted (Dap)	£82
25-007-012 Class 57xx Pannier 0-6-0 5764 in Great Western green (Dap)	£81
25-007-012D Class 57xx Pannier 0-6-0 5764 Great Western green - DCC	
Fitted (Dap)	£82
25-007-011D Class 57xx Pannier 0-6-0 6746 in GWR green shiributton	
emblem - DCC fitted (Dap)	£88
25-007-010 Class 57xx Pannier 0-6-0 8700 GWR green shiributton	
emblem (Dap)	£81
25-007-010D Class 57xx Pannier 0-6-0 8700 in GWR green shiributton	
emblem - DCC Fitted (Dap)	£82



25-007-013 Class 57xx Pannier 0-6-0 9744 in British	
Railways green (Dap)	£81

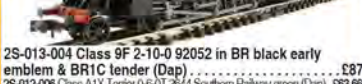
25-019-006 Class 6800 4-6-0 6803 "Buckebury Grange" in BR lined	
green late crest (Dap)	£100
25-019-005 Class 6800 4-6-0 6837 "Forthampton Grange" in BR lined	
green early emblem (Dap)	£100

372-481 Class 6P Jubilee 4-6-0 45572 "Eire" in BR lined green late crest -	
weathered (Gra)	£118.96
25-001-003 Class 7800 Manor 4-6-0 7805 "Broome Manor" in GWR green	
GWR late crest (Dap)	£100
25-017-001 Class 7MT Britannia 4-6-2 70006 "Robert Burns" in BR green	
early emblem (Dap)	£101

25-017-005 Class 7MT Britannia 4-6-2 70025 "Western Star" in BR green	
late crest - weathered (Dap)	£107
25-017-005D Class 7MT Britannia 4-6-2 70025 "Western Star" in BR	
green late crest - weathered. DCC Fitted (Dap)	£126
25-013-005 Class 9F 2-10-0 92006 in BR black early emblem & BR1G	
tender - weathered (Gra)	£94



25-013-004 Class 9F 2-10-0 92052 in BR black early	
emblem & BR1G tender (Dap)	£87
25-012-008 Class A1X Terrier 0-6-0T 3644 Southern Railway green (Dap)	£83.66



25-012-008 Class A1X Terrier 0-6-0T 3 "Bodiam" in Kent &	
East Sussex blue (Dap)	£83.66



25-012-005 Class A1X Terrier 0-6-0T 32655 in BR black	
early crest (Dap)	£83.66
25-012-007 Class A1X Terrier 0-6-0T 5 "Portsmouth" GWR green	
shiributton (Dap)	£83.66
ND129E Class A3 steam loco 60070 "Gladiator" BR lined green early	
crest (Dap)	£99



25-008-005 Class A4 steam loco 60022 "Mallard" in BR	
green early crest & double chimney (Dap)	£119.80
372-400 Class J30 0-6-0T 1856 LNER Lined Black flat sided tender (Gra)	£80.71
25-016-004 Class M7 0-4-4 30 Southern Railway green - weathered (Dap)	£53
25-016-002 Class M7 0-4-4 30126 in BR black early emblem (Dap)	£53
25-016-003 Class M7 0-4-4 30253 in BR black late crest (Dap)	£53
372-631 Class N 2-6-0 31844 in BR black early emblem (Gra)	£106.21
25-021-002 Class Q1 0-6-0 33018 in BR black late crest (Dap)	£94
372-426 Class WD Austroly 2-6-0 90566 in BR black late crest (Gra)	£116.96
372-185 Princess Coronation Class 4-6-2 46236 "City of Bradford" in BR	
black early emblem (Gra)	£127.46



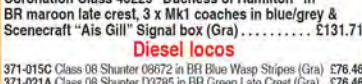
25-008-005 Class A4 steam loco 60022 "Mallard" in BR	
green early crest & double chimney (Dap)	£119.80



372-400 Class J30 0-6-0T 1856 LNER Lined Black flat sided tender (Gra)	£80.71
25-016-004 Class M7 0-4-4 30 Southern Railway green - weathered (Dap)	£53
25-016-002 Class M7 0-4-4 30126 in BR black early emblem (Dap)	£53
25-016-003 Class M7 0-4-4 30253 in BR black late crest (Dap)	£53
372-631 Class N 2-6-0 31844 in BR black early emblem (Gra)	£106.21
25-021-002 Class Q1 0-6-0 33018 in BR black late crest (Dap)	£94
372-426 Class WD Austroly 2-6-0 90566 in BR black late crest (Gra)	£116.96
372-185 Princess Coronation Class 4-6-2 46236 "City of Bradford" in BR	
black early emblem (Gra)	£127.46



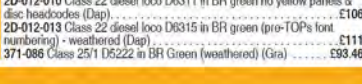
371-015C Class 08 Shunter 08672 in BR Blue Wasp Stripes (Gra)	£76.46
371-021A Class 08 Shunter 03785 in BR Green Late Crest (Gra)	£76.46
2D-020-001 Class 153 DMU 153378 in Central Trains green (Dap)	£79
371-032 Class 20 20033 in BR Blue Indicator (Dap) (weathered) (Gra)	£38.46
371-033 Class 20 D8011 BR Green Small Yellow Panel (weathered) (Gra)	£97.71



370-500 Cumbrian Mountain Express Train Pack	
Coronation Class 46229 "Duchess of Hamilton" in	
BR maroon late crest, 3 x Mk1 coaches in blue/grey &	
Scenecraft "Ais Gill" Signal box (Gra)	£131.71



371-035 Class 20 Twin Pack 20904 "Nancy" & 20906 in	
Hunslet-Barclay Livery (Gra)	£178.08
2D-012-010 Class 22 diesel loco D6311 in BR green no yellow panels &	
disc headcodes (Dap)	£106
2D-012-013 Class 22 diesel loco D6315 in BR green (pre-TOPOs font	
numbering) - weathered (Dap)	£111
371-086 Class 25T 15222 in BR Green (weathered) (Gra)	£93.46



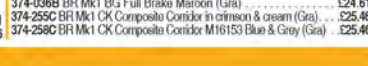
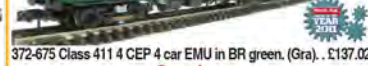

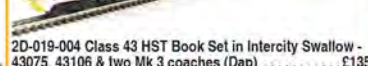
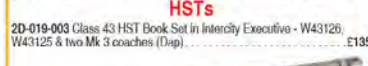
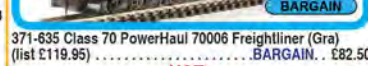
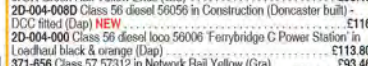
371-088 Class 25/2 25231 in BR Blue (weathered) (Gra)	£93.46
ND145JD Class 25 D6326 in BR green - DCC Fitted (Dap)	£99
2D-013-001 Class 27 diesel loco D5401 BR green small yellow panels (Dap)	£82
371-112 Class 31 31173 in BR Blue Full Yellow Ends (Gra)	£100.26
371-110 Class 31 31826 in BR Green Full Yellow Ends (Gra)	£100.26



371-111 Class 31 D5596 in BR Green Small Yellow	
Panels (Gra)	£100.26
2D-018-004 Class 35 Hymek D7024 in BR green - weathered (Dap)	£85
371-455 Class 37 37251 in BR Blue (weathered) (Gra)	£106.21



371-166 Class 37/4 37408 "The Saltire Society" in	
Railfreight Distribution (Gra)	£89.21
371-168 Class 37/5 37506 Railfreight Red Stripe Livery (Gra)	£89.21
371-604 Class 42 Warship D832 "Onslaught" BR Green (as	
preserved) (Gra)	£100.26
372-244 Class 47/7 47711 Greyfriars Bobby BR Blue Large Logo (Gra) £101.96	
2D-003-008 Class 52 diesel loco D1009 "Western Enterprise" in BR	
maroon - weathered (Dap)	£94
2D-003-011D Class 52 diesel loco D1009 "Western Enterprise" in BR Blue	
full yellow ends - weathered. DCC Fitted (Dap)	£110
371-286 Class 55 Deltic D9002 "The King's Own Yorkshire Light Infantry"	
in BR Green Hall Yellow Ends (Gra)	£93.46
2D-004-000 Class 56 diesel loco 56056 in Construction (Doncaster built)	
DCC fitted (Dap) NEW	£116
2D-004-000 Class 56 diesel loco 56006 "Ferrybridge C Power Station" in	
Loadham black & orange (Dap)	£113.80
371-656 Class 57 57312 in Network Rail Yellow (Gra)	£93.46
371-356 Class 60 60X29 "Ban Nevis" Railfreight Metal Sector Livery (Gra) £93.46	
371-383A Class 60 60101 in DB Schenker Livery (Gra)	£103.66
371-387 Class 66 66343 in DfS Plain Blue Compass Logos (Gra)	£103.66
371-385 Class 66 66548 in Freightliner Livery (Gra)	£89.21
2D-007-002 Class 66 diesel loco 66504 in "Freightliner Powerhaul" (Dap)	£75
371-636 Class 70 Powerhaul 70003 Freightliner (Gra)	
(list £119.95)	BARGAIN £82.50



374-220D BR Mk1 FK Pullman First Kitchen Car	
'Robin' Umber & Cream (Gra) NEW	£30.56



374-200E BR Mk1 FP Pullman First Parlour Car 'Pearl'	
Umber & Cream (Gra) NEW	£30.56



374-110A BR Mk1 RMB Mini Buffet Car Blue & Grey (Gra)	
NEW	£25.46



374-107A BR Mk1 RMB Mini Buffet Car Maroon (Gra)	
NEW	£25.46



374-051D BR Mk1 SK Second Corridor (SF) Green (Gra)	
NEW	£25.46



374-055E BR Mk1 SK Second Corridor M24032 in Blue &	
Grey (Gra)	£25.46
374-055F BR Mk1 SK Second Corridor M24407 Cream & Cream (Gra) £25.46	



374-013C BR Mk1 SO Second Open Blue & Grey (Gra) £24.61	
---	--



374-801B BR Mk1 TPO in Post Office red (Gra) NEW	£33.96
374-800A BR Mk2a GSO Brake Second Open in blue & grey (Gra) £24.61	
374-461 Bulleid CSR Composite Corridor BR cream & cream (Gra)	£28.83
2P-011-102 Gnsley Teak 1st Class 31869 (Dap)	£19.50
2P-011-006 Gnsley Teak 3rd Class 60656 (Dap)	£19.50
2P-011-204 Gnsley Teak Brake 5535 (Dap)	£19.50
NLRT002 Leyland Royal Tiger Southdown (Oxf) NEW	£7



374-801B BR Mk1 TPO in Post Office red (Gra) NEW	£33.96
374-800A BR Mk2a GSO Brake Second Open in blue & grey (Gra) £24.61	
374-461 Bulleid CSR Composite Corridor BR cream & cream (Gra)	£28.83
2P-011-102 Gnsley Teak 1st Class 31869 (Dap)	£19.50
2P-011-006 Gnsley Teak 3rd Class 60656 (Dap)	£19.50
2P-011-204 Gnsley Teak Brake 5535 (Dap)	£19.50
NLRT002 Leyland Royal Tiger Southdown (Oxf) NEW	£7



374-877 LMS 50ft Inspection Saloon Blue & Grey (Gra)	
NEW	£33.96



374-876 LMS 50ft Inspection Saloon BR Maroon (Gra)	
NEW	£33.96



374-876 LMS 50ft Inspection Saloon BR Maroon (Gra)	
<b>NEW</b>	£33.96
372-012-003 Maunsell Coach SR 1st Class Lined Green 7698 (Dap) NEW	£23
2P-012-004 Maunsell Coach SR 1st Class Lined Green 767	



Visit

[www.ehattons.com/new](http://www.ehattons.com/new)

## for new releases

377-875 25 Ton Queen Mary Brake Van SH Brown Small Lotioning (Gra) NEW	£22.91
373-6260 31 Ton OBA Open Wagon Rallright red & grey - weathered (Gra)	£13.56
NR-51 5-plank China Clay Hood wagon (Pec)	£10
2F-071-032 7 Plank Rusion 825 (Dap) NEW	£9
2F-071-033 7 Plank Rusion 825 Weathered (Dap) NEW	£9
377-1018 90 Tonne giv. JGA Bogie Hopper Bluton Line Industries (Gra)	£19.98
2F-036-025 Bulk Grain Hopper GWR 42303 (Dap) NEW	£13.50
2F-036-026 Bulk Grain Hopper GWR 42303 Weathered (Dap) NEW	£14.50
2F-013-027 Gunpowder Van LMS Grey 7004 (Dap) NEW	£9
2F-013-028 Gunpowder Van LMS Grey 7004 Weathered (Dap) NEW	£10



377-365 Intermodal Bogie Wagon With Two 45ft Containers '2XL' (Gra)	£30
377-701 JJA M2 Auto-Ballast Non-Generator Unit (Flat Top Profile) Railtrack (Gra)	£39.96
373-786 Triple Pack 45 Ton giv. 1TA Tank Wagon West Riding Train (Gra) NEW	£40.76
377-235A Triple Pack of 16 Ton Steel Mineral Wagons BR grey - weathered (Gra)	£36.51
377-336A Triple Pack of Conflat Wagons BR crimson BD Container - weathered (Gra)	£39.96
377-278 Triple Pack of Steel Tippler Wagons BR grey 'Iron Ore' - weathered (Gra)	£36.51

### DCC decoders

DCC23 6-pin 2-function 1A (2A peak) decoder (suitable for N gauge) (Gau)	£24
--	-----



36-558A 6-pin 2-function decoder (suitable for OO & N gauge locos and use on analogue track) (Bac)	£15.26
DCC26 8-pin 4-function 1A (1.5A peak) small OPT decoder (Gau)	£13

### Lighting equipment



NC040b Light Bar coach lighting unit for older coaches (Collett coaches 'Plug&Play') (Dap)	£8
--	----

### Accessories

HN601 Barrels, Stacked Horizontally (Hav) NEW	£4.35
---	-------

### Spares

2A-000-006 Coupling magnets (ex-NSPARE7A) - 1 pair (Dap)	£5
SL-311 Insulated Rail Joiners/Fishplates for N & OOO gauge (12 per pack) (Pec)	£1.50
2A-000-011 Magnetic couplings - short arm - 5 pairs (Dap)	£18



2A-000-008 Magnetic NEM couplers - medium arm (ex-NSPARE8) - 5 pairs (Dap)	£17
SL-310 Rail Joiners/Fishplates for N & OOO gauge (24 per pack) (Pec)	£2

### Wheel sets

379-412 Axles coach wheels - Pack of 10 (Gra)	£5.74
---	-------

### Man-made scenic structure - railway-related

379-200 4 x Platform sections (red brick) (Gra)	£9
---	----

### Signals

2L-001-001 Signal - Motorised, GWR home lower quadrant (ex-NSIGN1) (Dap)	£22
2L-002-001 Signal - Motorised, LMS home upper quadrant (ex-NSIGN3) (Dap)	£22

### Buildings - general

PN184 Factory Entrance & Boiler House (Met) NEW	£12
---	-----

### Bridges, Tunnels & Walls

PN144 Retaining Wall (Stone) (Met)	£7.50
------------------------------------	-------

### Grass, Ground, Lichen, Hedges & Foliage

NH100 150mm lengths of hedge x 6 (KSM)	£11
--	-----

### Track - Code 80 Setrack



ST-11 Double straight track (Pec)	£1.50
ST-19 N Setrack No. 4 radius double curve (Pec)	£2.50
ST-17 N Setrack No.3 radius double curve (8 form a circle), 298.5mm/11.75" radius (Pec)	£2
ST-12 No.1 radius double curve (Pec)	£1.30
ST-3 No.1 radius single curve (Pec)	£1.30
ST-15 No.2 radius double curve (Pec)	£1.50




ST-6 Setrack left hand point insulfrog (Pec)	£8.50
--	-------



ST-5 Setrack right hand point insulfrog (Pec)	£8.50
ST-1 Standard straight track (Pec)	£1.30
ST-300 Starter Track Set (Pec)	£44

### Track - Code 80 Streamline

SL-302 1 yard (91.5cm) length of Concrete Sleeper Nickel Silver Flexible track (Pec)	£4
SL-302 Pack of 25 (Pec)	£64
SL-300 1 yard (91.5cm) length of Wooden-Sleeper Nickel Silver Flexible track (Pec)	£3
SL-300 Pack of 25 (Pec)	£64
SL-389 Left hand large point insulfrog (Pec)	£10



SL-E396 Left hand medium point electrofrog (Pec)	£9
--	----

SL-396 Left hand medium point insulfrog (Pec)	£9
SL-E386 Right hand curved point electrofrog (Pec)	£10
SL-388 Right hand large point insulfrog (Pec)	£10

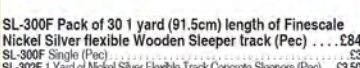


SL-E395 Right hand medium point electrofrog (Pec)	£9
SL-395 Right hand medium point insulfrog (Pec)	£9

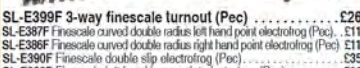
### Track - Code 55 Finescale Streamline




SL-300F Pack of 30 1 yard (91.5cm) length of Finescale Nickel Silver flexible Wooden Sleeper track (Pec)	£84
SL-302F 1 Yard of Nickel Silver Flexible Track Concrete Sleepers (Pec)	£30
SL-302F Pack of 30 (Pec)	£31




SL-E399F 3-way finescale turnout (Pec)	£26
SL-E387F Finescale curved double radius left hand point electrofrog (Pec)	£11
SL-E386F Finescale curved double radius right hand point electrofrog (Pec)	£11
SL-E380F Finescale double slip electrofrog (Pec)	£25
SL-E389F Finescale left hand large point electrofrog (Pec)	£11



SL-E396F Finescale left hand medium point electrofrog (Pec)	£10
SL-E392F Finescale left hand small point electrofrog (Pec)	£9



SL-E388F Finescale right hand large point electrofrog (Pec)	£11
SL-E395F Finescale right hand medium point electrofrog (Pec)	£10



SL-E391F Finescale right hand small point electrofrog (Pec)	£9
SL-E380F Finescale single slip electrofrog (Pec)	£34
SL-E397F Finescale Y Point, Electrofrog (Pec)	£11
ST-45 Setrack N Gauge Curved Turnout LHM (Pec)	£14
ST-44 Setrack N Gauge Curved Turnout RHM (Pec)	£14

### Track underlay

GM201 Flexible grey ballasted N gauge underlay real granite stone (Gau)	£18
SL-350 Roll of Underlay (5 Metres) (Pec)	£6

### Railway publications



379-016 Graham Farish 2016/17 Catalogue (Gra) NEW	£6
---	----

### Commercial vehicles

NAEC009 AEC Malador Royal Artillery Malta (Ox) NEW	£6
NBSA003 Motorbike and Sidecar Royal Mail (Ox) NEW	£3

### 1:72 Scale Aircraft - civil

72DV001 De Havilland Dove 'Dan Air' (Ox)	£30
--	-----

### O Gauge (1:43 Scale) Diesel locos



5352 Class 53 1200 'Falcon' in BR Blue full yellow ends (Hel)	£550
---	------



5351 Class 53 D0280 'Falcon' in BR two tone green small yellow panels. (Hel)	£550
--	------

### Coaches

4922 BR Mk1 BSK brake 2nd corridor coach in blue & grey (Hel)	£250
4912 BR Mk1 SO 2nd open in blue & grey (Hel)	£250
4914 BR Mk1 SO 2nd open in SR green (Hel)	£250

### Wagons

1050 100cc OAA in BR blue - early (Hel)	£63
1040 200cc VAA sliding door van in BR blue - early (Hel)	£63
5053 2797 589 IWB Cargowagon - GB-Continent (Hel)	£145
5051 2797 591 IWB Cargowagon (graffiti version) (Hel)	£145




5050 2797 695 IWB Cargowagon (Hel)	£145
1002 33cc class B tank in Waste Oil Black (Hel)	£63
7F-051-019 5 Plank LMS 24361 (Dap) NEW	£36.50

### Track - Code 124 Bullhead Streamline



SL-700BH Box of 12 1 Yard O Gauge Flexible Nickel Silver Track (Bullhead Nickel Silver Rail) (Pec)	£73
SL-700BH Single (Pec)	£6.50
SL-E787BH Left hand O gauge curved turnout (Pec)	£50




SL-E792BH Left hand point bullhead rail and electrofrog (Pec)	£39
SL-E791BH Right hand point bullhead rail and electrofrog (Pec)	£39
SL-E797BH Y Point bullhead rail & electrofrog (Pec)	£39

### Cars



43AMB2001 Aston Martin DB2 MkIII saloon in British Racing Green (Ox)	£21
43AH1603 Austin-Healey 100 BN1 Spruce Green Open (Ox)	£20



43DSP003 Daimler SP250 Hood Ivory/Red (Ox) NEW	£19
43DSP004 Daimler SP250 Open Racing Green (Ox) NEW	£18.60
VA10812 Ford Capri Mk3 2.8i injection, Forest Green and Crystal Green (Ox) (list £22.99)	BARGAIN £14
VA11702 Ford Sierra RS Cosworth - Moonstone Blue (Ox)	£15
VA10113 Ford Sierra Sapphire RS Cosworth 4x4, Smokestone (Ox) (list £19.99)	BARGAIN £16
43JAGV12004 Jaguar V12 E Type Coupe British Racing Green (Ox) NEW	£19



43VF001 Vauxhall Firenza Sport SL in Bluebird blue (Ox)	£19
43VA001 Volvo Amazon in light green (Ox)	£18

### Military ground vehicles

43LAN188020 Land Rover Series 1 88 Canvas REME (Ox) NEW	£9
---	----

### G Scale

### Steam locos

91404 Erilly Steam loco (with moving eyes) (Thomas the Tank range) (Bac)	£219
91401 Thomas the Tank Engine (with moving eyes) (Thomas the Tank range) (Bac)	£179



90069 Percy and the Troublesome trucks train set (Thomas the Tank range) (Bac)	£249
--	------

### Train sets - analogue



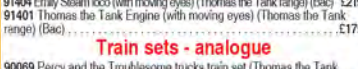
90068 Thomas Annie & Clarabel train set (loco moving eyes & Steel Track) Thomas the Tank range (Bac)	£249
--	------

### Track & Points

10600 Straight Track 600mm long (LGB)	£11
---------------------------------------	-----

### Any or Multiple Scales

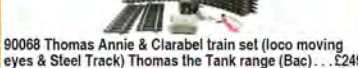
### Analogue controllers



COMBI Combi 12V 1Amp Single Track Controller Transformer (Gau)	£30
P8300 Digital 15V 4A Multi-purpose Transformer (Hor)	£32
DS Double power controller brake simulator (Gau)	£119



D Double/Twin track power controller (Gau)	£69
--	-----



Q Quadraple 4 circuit power controller (Gau)	£130
W Walkabout circuit controller (Gau)	£29

### Analogue power supplies

M1 Transformer Output 2 x 10v AC 1A (Gau)	£37
---	-----

### Analogue point control

PL-35 Capacitor Discharge Unit Mk2 (Pec)	£14
PCU1 Electronic points control unit (Gau)	£90
MCU Mains Powered CDU Unit (Gau)	£20



PLS-100 SmartSwitch Set for 4 servo control & operation, switches, control board & digital readout for Analogue operation (Pec)	£54
PL-15 Twin Microswitch (Pec)	£7

### DCC decoders



DCR-21PIN-Direct Box of 10 21-pin 4-function 1.1Amp direct plug decoder back EMF (Hal)	£110
DCR-21PIN-Direct Single (Hal)	£12
DCR-21PIN-Direct Box of 5 (Hal)	£57
8PinMicro 6-pin decoder 8-pin plug (ESU) NEW	£99



36-553 8-pin 3-function 0.75A decoder back EMF (Bac)	£15.50
--	--------



DCR-8PIN-Direct Box of 10 8-pin compact direct 4-function 1.1Amp decoder back EMF (Hal)	£105
DCR-8PIN-Direct Single (Hal)	£13
DCR-8PIN-Direct Box of 5 (Hal)	£59

### DCC controllers



50200 ECoS Command Station DCC controller full colour LCD touch screen & dual controllers motorised dials & easy CV (ESU)	£509
---	------

36-508 EZ Command Dynamics Pro Box to allow up to 4 36-507 wireless handsets (Bac)	£163.29
--	---------

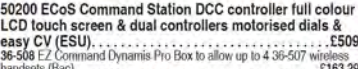


DCC49 Prodigy 8 Amp booster unit (Gau)	£144
--	------

DCC14 Prodigy Advance 2 Backlit Walkaround controller (Gau)	£99
DCC13 Wireless Walkaround unit for the Prodigy Advance 2 DCC system (DCC03) (Gau)	£159

### Point motors

PL-9.5 Mounting Plates for use PL-10E (Pec)	£2.50
PL-10WE High performance turnout point motor extended pin (Pec)	£6
PL-10 Point Motor (Switch Machine) (Pec)	£34
PL-10 Bag of 6 (Pec)	£34



PL-10E Bag of 6 Point Motor Extended Pin (use PL-9) (Pec)	£34
PL-10E Single (Pec)	£6
BP1M10 Sleep Classic solenoid point motor - Pack of 5 (Gau)	£26
PM-2 Sleep point motor (Gau)	£3.50
PM-4 Sleep point Motor Self Latching Switch (Gau)	£5




PL-10E Bag of 6 Point Motor Extended Pin (use PL-9) (Pec)	£34
---	-----

PL-10E Single (Pec)	£6
---------------------	----

BP1M10 Sleep Classic solenoid point motor - Pack of 5 (Gau)	£26
---	-----

PM-2 Sleep point motor (Gau)	£3.50
------------------------------	-------

PM-4 Sleep point Motor Self Latching Switch (Gau)	£5
---	----



PM-1 Sleep point motor accessory switch (Gau)	£4
---	----

PL-11 Side/surface mounted point motor (Pec)	£7.50
--	-------

### Switches & Levers



# CASH TODAY

**Money for your secondhand  
locos & rolling stock**

**Tel : 0151 733 3655**  
**Email : [preowned@ehattons.com](mailto:preowned@ehattons.com)**

Phone opening times  
Mon to Sat 7:30am-6pm Sun 9am-5pm

Shop opening times  
Mon to Sun 9am-5pm

"Thanks for the prompt service.  
I'm amazed that you sent a  
valuation less than a day after  
my original enquiry!"

*Mr K Stevens, Hull*

"I was very pleased with the  
price offered by Hatton's and the  
simplicity of the service - I hope  
you find happy new owners for my  
locomotives"

*Mr R Thompson, Surrey*

## Step 1

**Contact us** with your list of items

Email your list of items to:  
[preowned@ehattons.com](mailto:preowned@ehattons.com)

Post your list to:  
17 Montague Road, Widnes, WA8 8FZ



## Step 2

Our experienced staff **Review** your list

A **Valuation** is made of your items

We make you an **Offer**

(usually within 24 hours)



## All brands purchased:

(including)



## Step 4

We confirm the offer &

make **Payment**

Fast and secure with your choice of either  
**Cash - Bank Transfer - PayPal - Cheque**



## Step 3

Either **Send** us your items  
Or we arrange to **Collect**, then **Check**  
through the list



"I've bought from Hatton's  
for years and the trade-in  
service is just as efficient  
and friendly as usual - great  
service!"

*Mr H Moorhouse, Lincoln*





# TTC DIECAST.COM

107 NOTTINGHAM ROAD, DERBY, 01332 343943 - MODEL RAILWAYS - MODEL BUSES - MODELS CARS - MODEL TRUCKS

## Have you seen our prices?

Our Bachmann, Hornby, Farish, Heljan and Dapol are some of the most keenly priced in the UK.

### HORNBY



Ref	Description	RRP	Our Price
R3129	Sr Class M7 (Southern Sunline Lettering)	129.99	118.17
R3132	Lner Class A3 'Book Law'	152.99	139.08
R3161B	Sr 2 Bil 2 Car Emu Train Pack	123.99	87.95
R3167	Br "Glastonbury Abbey" 4000 Class	134.99	122.72
R3168	Br Class 8 - Duke Of Gloucester - R/road	82.99	75.45
R3169	Gwr "Olton Hall" 5900 Class R/road	82.99	75.45
R3170	Gwr "Adderley Hall" 4900 Class R/road	82.99	75.45
R3194	Br (Early) Schools Class "Epsom"	133.99	121.81
R3202	Br "Flying Scotsman" 50 Years	154.49	154.49
R3205	Br "Rood Ashton Hall" 4900 Class	119.99	109.08
R3194	BR 4-4-0 'Brighton' Schools Class	139.99	99.99
R3210	Gwr 2800 2-8-0 Locomotive	144.25	131.40
R3220	Tyseley Collection 'Pitchford Hall'	199.99	181.81
R3221	LMS 46233 Duchess & Support Coach	169.99	154.54
R3223	Br 2-8-0 42xx Class	119.99	99.99
R3224	Br 2-8-0 52xx Class	119.99	99.99
R3226	Br 2-8-2 72xx Class	129.99	118.17
R3227	BR 2-8-0 Class O1 - Late BR - 63663	131.25	119.32
R3229	Br 2-6-0 British Monarch Star Class	134.99	122.72
R3237	Nrm Caerphilly Castle	146.99	146.99
R3239/40	Br Late/Early Class 700 0-6-0	109.99	99.99
R3242	Br Early Class K1	129.99	118.17
R3245TTS	TTS Br A1 60163 Tornado	154.99	149.99
R3258/9	Br 2 Bil Blue	130.25	87.95
R3262	DCR A1A-A1A Diesel Class 31 31452	162.25	147.50
R3270	Midland Mainline Hst Teal Green	209.99	190.90
R3272	EWS Class 67 'Royal Sovereign'	139.99	110.00
R3275	Br Class 31 Dutch Livery	62.99	57.26
R3276	Lms Compound With Fowler Tender	74.99	68.17
R3277	GWR County Of Devon	69.99	63.63
R3280	LNER A4 4496 Golden Shuttle	76.99	69.99
R3281	NRM Class 08	36.99	28.99
R3284TTS	TTS Lner A1 Flying Scotsman Sound	99.99	94.99
R3285TTS	TTS Lner A4 Gadwell Sound	99.99	97.99
R3286TTS	TTS Br Class 40 Empress Of Canada	84.99	82.99
R3287TTS	TTS Br Large Logo Class 47 47401 Sound	84.99	74.99
R3304	BR 0-6-0T 700 Class, BR, Weathered	109.99	99.99
R3305	BR 2-6-0 K1 Class, BR (Early), Weathered	129.99	118.17
R3344	Network Rail Class 31	162.25	147.49
R3348/9	EWS Class 67 67016/24	139.99	127.26

### BACHMANN



Ref	Description	RRP	Our Price
31-364/5	CI 03	89.95	76.46
31-366	CI 03 BR Green	82.95	70.51
31-635/6	CI 64xx	84.95	72.21
31-780/1	Modified Hall	124.95	106.21
31-782/3	Modified Hall Wthd	134.95	114.71



32-034A	CI 20 BR Green	114.95	97.71
32-038DS	CI 20 BR Blue (Sound)	229.95	195.46
32-044	CI 20 D8028 BR Green	109.95	93.46
32-065/6/7	CI 43 'Warship'	139.95	118.96
32-084/5	CI 56XX	89.95	76.46
32-784	CI 37/0 Mainline	124.95	106.21
32-785DS	CI 37/0 BR Departmental	239.95	203.96



32-786	CI 37/0 EWS Wthrd	124.95	106.21
35-075/6	CI E4	109.95	93.46
35-077/8	CI E4	109.95	93.46

### HELJAN



1600/1/2	Class 16 various	134.99	106.49
1603/4/5	Class 16 various	134.99	106.49
2608/9	Class 26/1 various	108.99	90.99
2660/1/2/3/4	Class 26/0 various	119.95	99.99
3414/30/1/4	Class 33 various	119.00	99.49
3519/20/21	Class 35 various	119.95	99.99
8801/2/3	AC Rail Cars various	119.95	99.49
2500/1/2/3	Class 05 shunter various	129.95	108.99
2520/1/2/3	Class 05 shunter various	129.95	108.99
3910/1/2/3	Tango 02 various - *pre order*	184.95	154.49
8750/1/2/3	Park Royal Railbus various	119.95	99.99
8920/1/2/3	HELJAN 8920 Class 128 various	119.95	99.99
9000/1/2/3/4	Metropolitan 17 - *pre order*	139.95	116.99



# Lee Marsh

Model Co.




Photo by Cliff Williams

## LMS PRINCESS ROYAL 4-6-2

7MM '0' GAUGE RTR

**£2850.00** incl VAT.

A numbered edition of 80 models are available for purchase now.

These are stunning models with the highest possible level of detail and finish, complete with DCC sound.

This project is selling quickly so please do not hesitate to reserve the model of your choice.

Forthcoming projects now at the design stage include the **9F, GWR Castle** and **LNER A1-A3**.

See our website or write to us for further details

### Details include:-

- 2 tender types, 9 ton straight sided & 10 ton curved sided.
- 3 different types of motion/valve gear
- Long and short fireboxes
- Boilers with combined top feed/dome and separate top feed and dome
- Slide bar mounted vacuum pumps
- AWS and Smith-Stone speedo
- Front frame alterations

Contact us for an up to date list of the available locomotive names/numbers.

[www.leemarshmodelco.com](http://www.leemarshmodelco.com)

10 St Colme Rd, Dalgety Bay, Fife, KY11 9LH

tel: (+44) 01383823073



A GREAT DAY OUT FOR ALL RAILWAY MODELLERS

THE GAUGE O GUILD

NEW  
VENUE  
2016

# SUMMER SHOW

The Dome Leisure Centre  
Bawtry Road, Doncaster DN4 7PD

Saturday 4th June 10.00 – 16.00

Easy access • Free parking • Bigger venue



More info at [www.gauge0guild.com](http://www.gauge0guild.com)



THERE'S SOMETHING  
FOR EVERYONE

Visiting O  
Gauge layouts  
Bring & Buy  
Demonstrators  
60+ traders

ADMISSION

NON MEMBERS £10  
MEMBERS £5

ALL TICKETS ARE FAMILY TICKETS  
THEY ALSO ADMIT PARTNER  
& TWO CHILDREN U16

Advance tickets from: Alan Jones,  
8 Upper Coltbridge Terrace, Murrayfield,  
Edinburgh EH12 6AD

**Locomotion**  
THE NATIONAL RAILWAY MUSEUM AT SHILDON

**National  
Railway  
Museum**



Limited Edition R3503

**BR (NRM) 'Flying Scotsman' & Support Coach**



This specially commissioned limited edition train pack exclusively produced for LocomotionModels.com of which only 500 have been produced includes 'Flying Scotsman' with a slightly higher gloss level than usual so as to represent more accurately the pristine condition of the locomotive when it is finally outshopped after restoration.

Available exclusively from: [www.locomotionmodels.com](http://www.locomotionmodels.com) the NRM's on-line model shop or the Locomotion museum shop in Shildon Tel: 01388 771413





# Selling your model railways?

Warwick and Warwick have an expanding requirement for early to modern collections of British and Foreign trains and train sets from large accumulations to items of individual value. Our customer base is increasing dramatically and we need an ever larger supply of quality material to keep pace with demand. The market has never been stronger and if you are considering the sale of your collection, now is the time to act.



**FREE VALUATIONS** - We will provide a free, professional valuation of your collection, without obligation on your part to proceed. Either we will make you a fair, binding private treaty offer, or we will recommend inclusion of your property in our next public auction.

**FREE TRANSPORTATION** - We can arrange insured transportation of your collection to our Warwick offices completely free of charge. If you decline our offer, we ask you to cover the return carriage costs only.

**FREE VISITS** - Visits by our valuers are possible anywhere in the country or abroad, usually within 48 hours, in order to value large collections. Please phone for details.

**ADVISORY DAYS** - We are staging a series of advisory days and will be visiting the following towns within the next few weeks: Winchester, Basingstoke, Oswestry, Cardiff, Warwick, Edinburgh, Glasgow, Carlisle, Coventry, Manchester, Stockport, Bristol, Chippenham, Hatfield, Stevenage, Reading, Aberystwyth, Welshpool and Watford.

Please visit our website or telephone for further details.

**EXCELLENT PRICES** - Because of the strength of our customer base we are in a position to offer prices that we feel sure will exceed your expectations.

**ACT NOW** - Telephone or email Richard Beale today with details of your property.



*Get the experts on your side!*



## Warwick & Warwick

AUCTIONEERS AND VALUERS  
[www.warwickandwarwick.com](http://www.warwickandwarwick.com)

Warwick & Warwick Ltd., Chalon House, Scar Bank,  
Millers Road, Warwick CV34 5DB England

Tel: (01926) 499031 • Fax: (01926) 491906  
Email: [richard.beale@warwickandwarwick.com](mailto:richard.beale@warwickandwarwick.com)



# THE JUNCTION BOX WANTED - WANTED -



## MODEL RAILWAYS



Top prices paid for  
N and OO gauge collections  
or individual items, such as

- Airfix • Bachmann • Graham Farish
- Hornby • Lima • Mainline • Peco

or any other makes.  
*Will travel to collect.*

Please forward your list of items by E-mail to: [lan@ihunter10.plus.com](mailto:lan@ihunter10.plus.com)  
Or send to: The Junction Box, 15, Shepherd Terrace, Haltwhistle, Northumberland NE49 9LS  
Or contact lan **07763 806306 / 01434 320328**

Please visit our online shop for all your model railway requirements at:  
**[www.thejunctionbox.net](http://www.thejunctionbox.net)**

# MegaPoints Controllers

## Awesome layout control system

*Includes semaphore  
bounce - see web  
for details*

### MegaPoints Servo Controller features:-

- Control up to 12 points, semaphores or relays!
- Can be used for gates, uncouplers, barriers, doors etc.
- Simple setup – programming buttons on the main board!
- Variable speed control and reversing.
- Built in memories for quick route setup!
- All connections via plugs (supplied), no soldering needed.
- Uses industry standard servos costing as little as £1.50 each!
- Amazing semaphore bounce realism - physics modelled and random, each bounce is subtly different!
- Works with analogue, DCC, steam, any gauge.

### Also available:-

#### DCC Module

- Control a single board or your whole layout.

#### MultiPanel controller

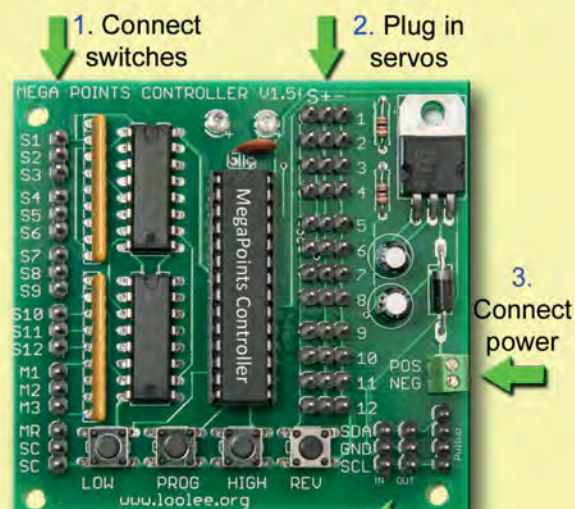
- One cable easy wiring for your mimic panels.

#### Routing processor

- One touch setup of your entire layout.

No computer required, it becomes part of your layout.

Use your Arduino or Raspberry Pi to control,  
see web site for code examples and videos



**Web: [www.loolee.org](http://www.loolee.org) - British designed and built!**

Rev: 15-23



# A C Models

Tel: 02380 610100 [www.acmodelseastleigh.co.uk](http://www.acmodelseastleigh.co.uk)

We have now expanded to number 9 High Street  
and our Spares Department & Games Workshop at number 7 is now open  
Visit us at [www.acmodelsparcs.co.uk](http://www.acmodelsparcs.co.uk).

New R/C Dept now open

Your one stop shop for the model enthusiast, selling brand new and near new model trains, slotcars, sets, and diecast toys at very special prices direct from our website or our shop in Eastleigh.

## Stockists of

SCALEXTRIC

HORNBY

WING

Spectra

PECO

AIRFIX

BRAND NEW

and much more

VISA

PayPal

MasterCard

7/9 High Street, Eastleigh, Hants SO50 5LF

email: [info@acmodelseastleigh.co.uk](mailto:info@acmodelseastleigh.co.uk) Closed Weds, Sun.



## ADM TURNTABLES

INDEXING DRIVE SYSTEM MANUFACTURERS

[www.admtuntables.co.uk](http://www.admtuntables.co.uk)

The ultimate Indexing Turntable for  
OO and N Gauge; plus Drive  
Systems for other gauge sizes

- N & OO gauge - based on a popular turntable
- Single or Multiple Use
- Unique Belt Driven Solution
- Quiet Running System
- Bridge Live Through 360°
- Up to 100 Indexable Positions
- Suitable for DCC or Analogue
- DCC controllable
- Simple to use Controller
- Easy to Programme
- Full Two Line Digital Display
- Fully Assembled & Tested
- Easy to Install and Operate




Designed and built in the UK

ADM Turntables Tel: 01933 411127 Mobile 07770 977867

Email: [alastair@admtuntables.co.uk](mailto:alastair@admtuntables.co.uk) Website: [www.admtuntables.co.uk](http://www.admtuntables.co.uk)

# 4 TRACK MODELS

Quality Pre-painted kits made  
from MDF, HDF and Laserboard



check your  
local retailer  
for stock

Would you like to  
retail our stock?  
Contact us for details



Ultimate realism from:  
**4GROUND**  
SCENARIOS AND WATERWAYS

UK  
Manufactured

[www.4trackmodels.co.uk](http://www.4trackmodels.co.uk)

Tel: 01264 541 007 Email: [sales@4trackmodels.co.uk](mailto:sales@4trackmodels.co.uk)



## • REPAIRS DONE •

## CUSTOMERS WANTED!.... With an eye for a bargain

## • DCC DECODERS FITTED •

### COACHES

R4468 Gresley Buffet Blue/grey.....	£39.95
R4534A/B Push-pull Coach Pk.....	£62.50
R4606 BR Blue 50 Foot Full Brake.....	£19.95
R4521B BR Maroon Gresley Sub Comp.....	£22.50
R4577B BR Thompson Sub Brake.....	£20.50

### STEAM LOCO'S

R3110 BR 2-6-2 Tank 61XX Class.....	£69
R3017 Patriot Sir Herbert Walker.....	£90
R3030 LMS 4F.....	£70
R3124 BR Early Crest 42XX.....	£98
R3126 BR Late Crest 52XX.....	£98
R3243/A Late Crest K1 62024/7.....	£115
R32042 Early Crest K1 62015.....	£115
R3305 E/C Weathered K1 62059.....	£115
R3241 City of Bradford.....	£125

### TTS SOUNDS LOCOS

R3245 A1Tornado.....	£140
R3370 Duke Of Gloucester.....	£128
R3284 Flying Scotsman.....	£89.99
R3285 LNER A4 Gadwall.....	£95

### LIMITED EDITION ROYAL TRAIN LOCO

R3272 Class 67 Royal Sovereign.....	£110
-------------------------------------	------

### DIESEL LOCO'S

R3345 Class 66 Freightliner.....	£62.50
R3067 - BR Rail Road Blue Class 31.....	£49.95

### DAPOL

Dapol Coach Kits.....	£9.95
Dapol Ready Made Coaches.....	£12.95
Full Range of Dapol Rolling Stock	

### BR Mark1 Full Spec Coaches

(Metal Wheels & Enhanced Printing)

R4619 Maroon parcels coach	
R4620 Crimson & Cream 2nd open	
R4621 Maroon TSO	
R4642 Chocolate & Cream parcels coach	
R4643 Maroon 2nd open	
R4644 Chocolate & Cream TSO	

Were  
**£23.00**  
ALL **£19.99**

**Hornby Decoders**  
probably the cheapest in the country!

### DCC DECODERS

R8249 - 8 pin DCC Decoders.....	£12.50 ea, 6 for £72
R8245 - 8/21 pin Sapphire Decoders.....	£21



Dent Station - was £39.95 now £29.95

**Pennine Models**  
at Haworth

Wednesday to Sunday  
11am-5pm

33/35 Mill Hey, Haworth,  
Keighley BD22 8NQ

Tel. 01535 642367

[penninemodels@gmail.com](mailto:penninemodels@gmail.com)

### MK1 COACHES

R4406A Crimson & Cream Brake 3rd.....	£21
R4407A Crimson & Cream Composite.....	£21
R4408A Crimson & Cream Brake Comp.....	£21
R4613/4/5.....	£16.95
R4611/12.....	£19.95
R4350/51/52/53/54/55.....	£12.95
4627/29/30.....	£12.95
R4609 BR MK 1 Full Spec Coaches.....	£20.50

### LIGHTED PULLMAN COACHES

R4419/21/25/30.....	£35
R4422/23/24/26/29/80/81/86.....	£25

### MK3 COACHES

Blue Grey ER with lights F0, TSO, TGS Buffet.....	£33
R4635/A/B Arriva Wales MK3 Standart Class.....	£16.50
R4593 / R4632 A/B & C / R4531A, R4631A & R4635 - Intercity Exec Grey / Red Stripe.....	£16.50 each

### MK4 COACHES

East Coast MK4 R4465/A,66/A/B/C/67/68.....	£26.50
--	--------

### WAGONS

R6675/76/77 21 Ton Hopper.....	£13.95
R6489/70/71 OTA Thamesboard Blue.....	£12 ea
R6541 Total.....	£6.95
R6642/A/B/C Shunters Wagon GW.....	£9
R6643/A/B/C Shunters Wagon BR.....	£9
R6401A BR 9 Plank Grey.....	£5.50
R6692A/B Blue spot Fish Van.....	£8.95 each
.....	Or 3 for £25
R6703 GT Parker & Sons Boston.....	£8.50
R6704 Hickleton Coal Wagon.....	£8.50
R6717 Hornby 2015 Wagon.....	£7.99
R6679 BR Horsebox.....	£15
R6712A BR Open Wagons.....	3 pk £16.50
R6508A BR 20 Tonne Break Van -.....	£14.50

### HORNBY YEAR WAGONS

2013...£8.25	2015...£7.99
--------------	--------------

EVERYTHING IN THE SHOP TO TURN A TRAIN SET INTO A MODEL RAILWAY



# PETER'S SPARES

**MODEL RAILWAYS  
LIMITED  
MAIL ORDER & REPAIR  
SPECIALISTS**



- ❖ New & Used Hornby Spare Parts
- ❖ Our own spare parts made in China
- ❖ Locomotives and Rolling Stock
- ❖ Plastic Kits, Paints, Tools & Glues
- ❖ Digital Decoders & Controllers
- ❖ Locomotive Detailing parts
- ❖ Mega Steam Smoke Fluid
- ❖ Tracks & Train Sets
- ❖ We have it all at Peters Spares



## NEW & USED MODEL RAILWAYS

Specialists in Model Trains since 1994 - Servicing, Repairs & DCC Decoder Fitting  
2J Brighthouse Business Village, Riverside Park, Middlesbrough, Cleveland TS2 1RT

**Tel: 01642 909794**

Open Mon-Sat 10am - 5pm

**Web: [www.petersspares.com](http://www.petersspares.com)**

Email: [sales@petersspares.com](mailto:sales@petersspares.com)

**GAUGEMASTER**

**Possibly Hampshire's Largest Stockist  
of Model Railways, Diecast, Books,  
Magazines, Scalextric and much more...**

### VI Trains Loco's - Last Few!

V2017	37414 "Cathays C&W Works"	
	Regional Railways livery	£65.00
V2018	37416 Royal Scotsman Maroon	
	with EW & S Branding	£65.00
V2019	37427 "Bont Y Bermo" EWS	£65.00
V2020	37422 "Cardiff Canton" EWS	£65.00
V2024	37430 "Cwmbran"	
	Transrail Big T livery	£65.00
V2030	37216 "Great Eastern" BR Green	£80.00
V2037	37131 BR Blue	£65.00
V2049	37417 "Richard Trevethick" EWS	£80.00
V2058	47401 "North Eastern"	
	BR Large Logo Blue	£90.00
V2060	47519 / D1102 Heritage Green	£80.00

All new stock & prices include postage.



**Monday: Closed**  
**Tuesday to Saturday: 9.00am to 5.00pm**  
**Sunday: See website / call**  
**Tel: 01420 542244**  
**[altonmodelcentre.co.uk](http://altonmodelcentre.co.uk)**  
**7a Normandy Street, Alton**  
**Hants, GU34 1DD**

## SALE SALE SALE SALE SALE SALE SALE SALE

HORNBY:	BACHMANN:
R2844 30934 BR Early .....£91.00	31-167DC 50795 Black (W) .....£84.00
R3098 60163 BR Green .....£94.00	31-325DC Cl.105 Blue .....£85.50
HELJAN:	31-933 41157 BR Late .....£102.50
1600 D8400 BR Green .....£105.00	32-285 Cl.101 Grn Whisk .....£120.00
2301 D5903 Green Full Yel .....£90.00	32-286 Cl.101 BR Grn SYP .....£120.00
2302 D5908 Green Full Yel .....£90.00	FARISH:
2309 D5905 BR Grn SY(W) .....£102.50	371-393 66301 Fastline .....£66.00
2311 D5906 BR Green .....£93.50	372-726 73158 BR Late .....£94.00
2322 D5905 BR Green .....£101.00	
2323 D5909 Green (W) .....£109.00	
2724 D5353 BR Green .....£78.00	

We also stock OO & N gauge from Bachmann, Base Toys, Britbus, Classix, Dapol, Dornaplas, EFE, Farish, Gaugemaster, Heljan, Hornby, Humbrol, Kestrel, Metcalfe, Modelscene, Oxford Diecast, P. Dundas (N), Peco, Plastruct, Ratio, Superquick, Wills, Woodland Scenic & Deluxe Materials.

### ONLINE SHOP [www.churchstreetmodels.co.uk](http://www.churchstreetmodels.co.uk)

Mon-Sat 09.30-17.30 • Closed Tues (Not Dec) & Bank Hols

Church Street Models, 10A, Church Street, Basingstoke, Hants, RG21 7QE

01256 358060 • Mail Order Welcome



**SAS** Est. 1991  
specialauctionservices.com

## Wrenn Railways 25 May



### Wrenn in Black

We are proud to be offering a superb reference collection of Wrenn Railways on 25 May. It is probably the finest and most complete grouping ever offered at auction; it includes the full range of locomotives, freight stock, passenger stock and literature - over 400 lots in all.

The well-illustrated catalogue will be broken down into sections by type and period for ease of use. We are now probably the largest auctioneers in the UK holding regular sales of toy and model trains, with extra Glorious Trains sales added to cope with high demand. We are always taking in consignments for all our sales and are very happy to visit as we travel around the country picking up collections of trains toys and toy figures.

For further information on our auctions, to consign or to get a valuation, please contact  
Hugo Marsh or Bob Leggett on +44 (0)1635 580595 or [hugo@specialauctionservices.com](mailto:hugo@specialauctionservices.com)  
81 Greenham Business Park, Newbury RG19 6HW



# KJB MODELS

A family-run business which provides an efficient, friendly and professional service dealing in pre-owned & ex-shop model railway stock.

**OUR NEW WEBSITE IS HERE**  
**[www.kjbmodels.co.uk](http://www.kjbmodels.co.uk)**

**WANTED N Gauge &  
OO Gauge Collections**

**Pre-Owned Model Railway  
Collections always Wanted.**

**Any Gauge Considered.**

**Top Prices Paid.**

**Tel No 07542 710005**  
**Email [enq@kjbmodels.co.uk](mailto:enq@kjbmodels.co.uk)**

**PayPal™**





# **WE WANT YOUR Model Railways**



We will buy  
almost any Railway  
Collection, large or small.  
All gauges will be taken, in any  
condition. We always give an honest  
price and will collect and dismantle any layout.

Telephone: **01302 371623**

Mobile: **07526 768178**

or email: [anoraksanonymous@googlemail.com](mailto:anoraksanonymous@googlemail.com)



# New and recent releases from **OXFORD**

1:72

Messerschmitt Me262a-1a - Operation Bodenplatte 1945  
AC061 1:72

1:43

Vauxhall Firenza Sport SL - Bluebird  
VF001 1:43

**NEW Tooling!**



Jaguar XK150 Coupé - Bluebird Blue - D Campbell  
JAGXK150006 1:43



Land Rover S1 88" Canvas - REME  
LAN188020 1:43



Jaguar V12 E Type Coupé - British Racing Green  
JAGV12004 1:43

1:76



Duple Roadmaster - Belle Vue Coaches  
76DR001 1:76

**NEW Tooling!**



Scania Highline - Eddie Stobart - Hayley Turner  
76SHL14WF 1:76



Ford Transit Mk3 - Royal Mail  
76FT3002 1:76



Tricycle Van - Grand Union Canal Company  
76TV008 1:76



Ford Transit Mk1 - London Fire Brigade  
76FT1003 1:76



Land Rover Series II Hard Top - British Railways  
76LAN2014 1:76



Austin Seven RN Van - LMS  
76ASV004 1:76



Volvo 245 Estate - Red  
76VE002 1:76



Austin Cambridge - Armadillo Beige/Red  
76ACF002 1:76

1:148



Bedford MWD - Royal Artillery, Malta  
NMWD002 1:148



Plaxton Panorama 1 - Midland Red  
NPP004 1:148



Plaxton Elite - East Yorkshire Coaches  
NPE009 1:148

Motorbike and Sidecar - RAC  
NBSA002 1:148



Motorbike and Sidecar - Royal Mail  
NBSA003 1:148



Austin Tilly - 51st Highland Division  
NTIL002 1:148



To order, call:  
**02380 248850**



Follow us on Twitter  
**@OxfordDiecastUK**

See more at:  
**www.oxforddiecast.co.uk**

OXFORD DIECAST LTD. PO Box 62, Swansea SA1 4YA Tel: 01792 643500

**OXFORD** 

Precision die-cast scale engineering  
at surprisingly inexpensive prices



BACHMANN \* HORNBY \* FARISH \* PECO \* RATIO \* WILLS \* METCALFE \*  
**Aspire Gifts & Models**  
 OPENING TIMES: Mon 2pm-5pm Tues, Wed, Thurs 10am-5pm

The Model Shop for Modellers,  
 Run by a Modeller

Suppliers of all Major Railway Brands,  
 We Chip, Service and Repair Engines.

Layouts built from Track to finished item.  
 THOUSANDS OF ITEMS AVAILABLE ON OUR WEBSITE CREDIT CARDS WELCOME

Come and see the progress on our new 30' x 30' 00 Gauge layout  
 Unit 4, Court Farm Business Park, Buckland Newton, Dorset. DT2 7BT  
 Telephone: 01300 345355 email: edward.aspire@btinternet.com  
 Website: [www.aspiregiftsandmodels.co.uk](http://www.aspiregiftsandmodels.co.uk)

WOODLAND SCENICS \* KNIGHTWING \* SUPERQUICK \* WILLS \* BASE

The finest TEAs are available through  
**C&M Models**  
 1 Crosby Street, Carlisle CA1 1DQ  
 Tel: 01228 514689  
 E-mail: [sales@candmmodels.co.uk](mailto:sales@candmmodels.co.uk)  
 Web: [www.candmmodels.co.uk](http://www.candmmodels.co.uk)

'N' gauge TEA tanker wagons are from the  
**Revolution** range

*Durham Trains of Stanley*



"more than just a model shop"

Opening hours: Mon 09.30-17.00, Tue 09.30-17.00 Wed Closed,  
 Thu 11.00-19.00, Fri 09.30-17.00, Sat 09.30-17.00, Sun Closed  
 6 Station Road, Stanley, Co. Durham, DH9 0JL  
 Tel: 01207 232545  
[www.durhamtrainsofstanley.co.uk](http://www.durhamtrainsofstanley.co.uk)  
 Email: [sales@durhamtrainsofstanley.co.uk](mailto:sales@durhamtrainsofstanley.co.uk)

**Plastruct**

Please ask your model shop for genuine Plastruct fineline Styrene structural shapes.

Range contains over 70 shapes including: Angles, I-Beams, Channels, Columns, Deep Channels, Tees and Z Sections, Round, Rectangular and Square Tubing, Plastic Strips and Sheet, Scale Ladders, Stairs and Railings, Open Web Trusses.

Essential for all scratch model makers.  
[www.plastruct.co.uk](http://www.plastruct.co.uk)

**BURE VALLEY MODELS**  
[www.burevalleymodels.com](http://www.burevalleymodels.com)

**Hornby Loco Bargains**

R2882 S & DJR 0-6-0T 3F Locomotive .....	£22.50
R2946 BR Class 423 VEP BR Blue .....	£99.00
R3005 28XX 2845 BR Black Late - Weatherd .....	£75.00
R3017 BR Patriot Sir Herbert Walker K.C.B. .....	£75.00
R3060 BR Class A1 "Tornado" .....	£54.00
R3067 BR Blue Class 31 Diesel .....	£49.99
R3073 Royal Mail LNER A1 Royal Lancer .....	£99.99
R3075 Royal Mail: SR Sir Mador De La Port .....	£99.99
R3086 "Flying Scotsman" Class A1 .....	£49.00
R3098 Tornado Late BR Etched Nameplates .....	£85.00
R3110 BR Black Prairie Class 61XX 6129 .....	£59.99
R3141 DB Schenker Class 60 "Tata Steel" .....	£99.99
R3194 BR (Early) Schools Class "Epsom" .....	£85.00
R3208 Schools Class "Brighton" .....	£99.99
R3233 D16/3 4-4-0 LNER Black 8825 .....	£79.25
R3235 D16/3 E2524 "British Railways" .....	£79.25
R3260 SR 2-HAL 2 Car Electric Multiple Unit .....	£85.00
R3262 Class 31 DCR Green Livery .....	£99.00
R3275 BR Class 31 144 Diesel Dutch Livery .....	£45.99
R3283Bagnall Diesel Shunter .....	£19.99
R3290 BR 2-HAL EMU Set No. 2639 .....	£85.00
R3290A BR 2-HAL EMU Set No. 2630 .....	£85.00
R3303 D16/3 BR Early 62581 Weathered .....	£79.25
R3346 Class 92 DB Schenker Marco Polo .....	£57.99
R3349 Class 67 EWS Livery 67 024 .....	£99.99
R3350 Class 90 DB Schenker Livery 90 029 .....	£55.00
R3380 J15 LNER Black 7510 .....	£79.25
R3381 J15 65475 BR Black Early Crest .....	£79.25
R2988 Brighton Belle 1969 2 Car Pack .....	£85.00
R2981 London Olympics 1948 Train Pack .....	£140.00

**Bachmann Loco Bargains**

25-2014 Bachmann 25th Anniversary Set .....	£175.00
31-002 Robinson 04 63635 BR Black Early .....	£80.00
31-004 Robinson 04 BR Black Early Weatherd .....	£85.00
31-136DC D11/2 Edie Ochiltree BR Black Late .....	£89.99
31-138 D11/2 Haystoun of Bucklaw BR Early .....	£89.99
31-167DC L&YR 2-4-2 Tank BR Lined Black Early Weathered DCC .....	£79.00
31-268 Class 419 MLV Network South East .....	£65.00
31-464 C Class 593 Southern Black .....	£79.99
31-465 C Class 31579 BR Black Late Crest .....	£79.99
31-576DC Windhoff MPV Network Rail DCC .....	£99.99
31-577 Windhoff MPV Railtrack .....	£99.99
31-931 Midland Compound 1189 LMS Black .....	£85.00
31-932DC Midland Compound 40934 BR Lined Black Early Emblem DCC .....	£95.00
32-285 101 2 Car DMU BR Green with Speed Whiskers .....	£118.00
32-286 Class 101 2 Car DMU BR Green with Yellow Warning Panel .....	£99.99
32-287 Class 101 2 Car DMU BR Blue & Grey .....	£118.00
32-288 Class 101 2 Car DMU BR Blue .....	£118.00
32-509 BR Standard Class 5MT 73109 BR Lined Black Early Emblem .....	£99.95

**Bachmann Coach Bargains**

9-252C BR Mk1 RFO Restaurant Car Crimson & Cream - Weathered .....	£25.25
39-500 BR Mk1 SLF Sleeper Car Maroon .....	£25.00
39-501 BR Mk1 SLF Sleeper Car Blue & Grey .....	£25.00
39-503 BR Mk1 SLSTP Sleeper Car Blue & Grey 'Inter-City' .....	£25.00
39-465 LMS 60R Porthole Corridor Composite BR Crimson & Cream .....	£29.00
39-475 LMS 60R Porthole Open Vestibule BR Crimson & Cream .....	£29.00
34-326A 50ft. Ex-LMS Stanier Parcel Van BR Crimson & Cream .....	£19.99

Shop open 7 days a week 9am to 5pm  
 Aylsham Station, Norwich Road,  
 Aylsham, Norfolk, NR11 6BW  
 Tel 01263 733858 E-Mail [shop@bvvr.co.uk](mailto:shop@bvvr.co.uk)  
 Postage £5.00 per order to UK destinations

**The Track Specialist**

**C&L Finescale Modelling**

Does your track look just like the prototype?

Are the sleepers the correct length and spaced correctly, with detailed chairs and proper Bullhead rail section?

If not then you are probably not using **C&L's own Flexitrack!**

**NEW Ready to Use Turnout**

**Your Options are with C&L are:**

**Track** - Ready to use Flexitrack or make your own from components. Now available with 'thin' or 'thick' sleepers. Thick matches Peco for height.

**Turnouts** - New 'Ready to Use' (just drop into place and use), or buy an 'Easy Build' kit and assemble yourself. Simply thread chairs onto the rail and glue to the timbers. Rail parts pre-made so no soldering or filing. Full Instructions. A range of sizes. Build on a curve. In OO, EM, P4 & O.

**Stockists:** **Peco** Full range in N, OO, O & Letric, Individulay etc  
**Gaugemaster** Controllers, Transformers, Seep Motors, Ballast  
**Dapol** O 'ready to run' wagons, Plastic kits, Signals  
**DCC Concepts** Cobalt Motors, Track components, DCC items  
**Bachmann** Scenecraft range - ready to use 4mm buildings  
**N' Finetrix** Track components for quality flexi & turnouts  
**Wills, Ratio & Metcalfe** Plastic and Card kits in N and OO

[www.finescale.org.uk](http://www.finescale.org.uk) **01179 505 470**

Shop at Bristol BS10 7RZ (4 miles from Cribbs Shops & M5)



# GraphicAir

GraphicAir stock a wide range of tools and accessories for the model maker including paints, airbrushes, compressors, stencils, cutting mats and craft knives



**iwata** **COM-ART** **LIFECOLOR** **SPARMAX**  
colours  
for Airbrush & Paintbrush  
ACRYLIC HOBBY COLORS

visit us: [www.graphicair.co.uk](http://www.graphicair.co.uk)  
call us: 01423 522836  
mail us: [info@graphicair.co.uk](mailto:info@graphicair.co.uk)

## DCC Supplies

Excellence in model control

E-Mail: [info@dccsupplies.com](mailto:info@dccsupplies.com) Website: [www.dccsupplies.com](http://www.dccsupplies.com)  
Telephone: 0845 224 1601 OR 01905 621 999

- We take the time to find the product for you.
- Our own range of innovative products.
- We stock everything you will need.
- DCC installations for any gauge.
- Expert friendly customer support.
- Informative DCC workshops.
- Teaching you the facts since 2006.
- Visit us at our shop and try the demo facilities.

### Shop Opening Times:

Mon - Wed 10am - 6pm  
Thursday 12pm - 6pm  
Friday 10am - 5pm  
Saturday 10am - 4pm  
Visitors Welcome.

### Phone Opening Times:

Mon - Thurs 10am - 6pm  
Friday 10am - 5pm



Find us on:  
**facebook**

**@DccSupplies**

The  
Complete  
Digital  
Service

Unit 17A, Top Barn Business Centre, Holt Heath, Worcestershire, WR6 6NH

## GRIMY TIMES MODEL RAILWAYS

[www.grimytimes.co.uk](http://www.grimytimes.co.uk)

187 Orford Lane, Warrington, Cheshire WA2 7BA

Open daily 10am-5.00pm Closed Thursdays & Sundays 01925 632209  
07921 830484



The Home of Grimy Times Weathering

- Excellent range of products and very competitive prices.
- Weathering, Renumbering & Renaming Service.
- Displays of pre-weathered locomotives for sale.
- Advice from professional railway modellers.
- DCC fitting service / Repairs & Servicing.



**Sankey**  
**Scenics**

Over 800 different packs of  
Quality Signage & Titled Trains

**NEW ITEMS**  
**COACH DESTINATION BOARDS**



[www.sankeyscenics.co.uk](http://www.sankeyscenics.co.uk)

[www.wicknessmodels.co.uk](http://www.wicknessmodels.co.uk)

**DCC Sound & Equipment**



**SOUNDSCAPE**

ESU

Wickness  
Models

LokSound  
V4 MICRO XL

## Numbers you can trust

All too often advertisers accept publisher's statements on their performance. Our ABC Certificate shows we have been independently audited and gives credibility to support our claim.

Justify your marketing spend and get the exposure you've been promised. As you can see from our ABC Certificate our circulation is 30,846 for the period January to December 2015.

See it, believe, trust it

To advertise, call Sarah Garrod on 01780 755131  
or email [sarah.garrod@keypublishing.com](mailto:sarah.garrod@keypublishing.com)

abc

For more information visit [www.abc.org.uk](http://www.abc.org.uk)  
or email [info@abc.org.uk](mailto:info@abc.org.uk)

**HORNBY**  
magazine



## Stoneybridge Structures

**Manufacturers of in house designed and Precision laser cut acrylic plastic kits for railway modellers**

**Contact us if you require something different for your layout**

Secure online shopping via 

**Contact us**  
**Website**  
[www.stoneybridge.co.uk](http://www.stoneybridge.co.uk)  
**Email**  
[gavin@stoneybridge.co.uk](mailto:gavin@stoneybridge.co.uk)  
**Telephone**  
 07970 883663

Most models and detailing packs available in all scales  
 We now produce replica nameplates & shed code plates  
 Please contact us for more details

**THE DURHAM LIGHT INFANTRY**

**THE HOBBY SHOP** Est. 1988  
 Tel: 01795 531666  
[www.hobb-e-mail.com](http://www.hobb-e-mail.com)

**122 WEST ST Faversham, Kent, ME13 7JB** SMS Text no. 07889 818727



**Pre-order NOW with FREE P&P**

BACHMANN, BREKINA, BUSCH, DAPOL, FLEISCHMANN, HELJAN, HERPA, HORNBY, IWATA, METCALFE, PECO, PREISER, RATIO, REALTRACK, ROCO, SUNDEALA and much more

## Trains4U.com

01733 895989 [Trains4U@btconnect.com](mailto:Trains4U@btconnect.com)

**Peterborough's Model Railway and Slot Car Specialists**

**HORNBY** **HELJAN** **GRAHAM FARISH** **DAPOL** **PECO**

**SPECTRE** **SCALEXTRIC**

**Revell** **AIRFIX** **TAMIYA** **ESU** **WILLS KITS** **TCS** **RATIO**

27 St. David's Square, Fengate, Peterborough PE1 5QA  
 Open Tue-Sat 9.00-17.00, Sun 10.30-15.30

## www.wicormodels.com

7 West Street, Portchester, Hampshire PO16 9XB  
 Tel: 023 9235 1160  
 email: [mail@wicor-models.co.uk](mailto:mail@wicor-models.co.uk)

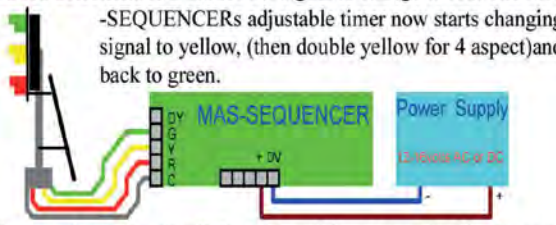
**Stockists of a range of products from: Hornby, Bachmann, Dapol, Gaugemaster, Graham Farish, Parkside Dundas, Peco, Corgi, EFE, Oxford Diecast, Scalextric, Airfix, Humbrol, Expo Tools and many others.**

**Tues to Sat 09:00 to 17:00 CLOSED Sun & Mon**

## HEATHCOTE ELECTRONICS

**detection control effects**

The MAS-SEQUENCER controls 2, 3 or 4 aspect LED signals. After passing the signal the train is detected with the MAS-SEQUENCERS built in infra red detection. This causes the signal to change to red. The MAS-SEQUENCERS adjustable timer now starts changing the signal to yellow, (then double yellow for 4 aspect) and back to green.



The diagram shows the simplicity of the wiring. A terminal is also provided for Manual override to red for stations and junctions. Lines with more than one signal use IRDASC-4 units to control the other signals. A single wire from the MAS-SEQUENCER to the IRDASC-4 synchronises the aspects of the signals. Units are compatible with conventional and DCC control.

For working Dapol semaphore signals automatically we have the Semaphore-Sequencer. This detects trains approaching the signal, changes the signal to clear and starts an adjustable timer. At the end of the timing interval the signal returns to danger.

**MAS SEQUENCER £16.95 SEMAPHORE SEQUENCER £17.40**  
 p & p £3.80 per order

We stock **CR Signals** in N and OO gauge. These are suitable for the MAS-Sequencer.

**Payment by cheque credit/debit card, paypal or postal order.**

**www.heathcote-electronics.co.uk**  
 email: [cah@heathcote-electronics.co.uk](mailto:cah@heathcote-electronics.co.uk) phone/fax: 01538 756800  
 Heathcote Electronics, 1 Haydock Close, Cheadle Staffs, ST10 1UE

## LANGLEY MODELS

166 Three Bridges Road, Crawley, Sussex, RH10 1LE  
 Tel: 01293 516329 Fax: 01293 403955 [www.langleymodels.co.uk](http://www.langleymodels.co.uk)

**Illustrated Catalogues Including Post**

00,009 (1/76th)	£6 Full Colour
N (1/148th)	£5 Full Colour
O (1/43rd)	£4 Full Colour

**Mail Order By Return P+P £4, over £40 Post Free**  
 Unpainted metal kits-glue with epoxy glue (£5.75)

**OO SCALE**  
 Cricket Game Figs £9.15  
 Sight Screen £7 Portable  
 Score Board £4.10, Milk  
 Float £17.75, Milk crates  
 milkman £4.40 loads of  
 kits in our illustrated  
 colour catalogue

6 1950's Station figs guards fat controller porter etc	£5.50	Marine Steam Winch	£13.90
6 ass Gravediggers. Pick, shovel and lamp holders	£5.50	Rowing Boats & Mooring Post	£8.50
Canadian Canoe and 2 paddling figs	£5.95	37' 6" Rother Class Lifeboat - Full Hull	£67.00
Canadian Canoe padding and resting figure	£5.95	37'6 Rother Class Lifeboat waterline	£47.95
3 Deep-sea Divers, 2 helpers, compressor	£5.65	105' Paddle Steamer 'Hibernia'	£121.20
3 x Kids/ R.C. Toys, 1 adult launching plane	£5.50	58ft Flat Bottomed Barge	£24.15
6 kids, 4 with skateboards, 2 roller-skates	£5.50	44ft Canal/River Tug	£141.85
1 x Windsurfer and figure	£4.45	76ft River freight Vessel	£58.75
3 Surfers, 2 surfing one waxing board	£5.50	40ft Traditional Dutch Fishing Boat *	£43.60
4 Hunting figs & 2 'gun dogs' with pheasant	£5.50	52ft Harbour/River Launch	£43.60
6 Assorted People with Umbrellas	£5.55	58ft Fishing Trawler-Waterline	£55.15
8 Assorted Ambulance/Paramedics	£6.55	58ft Fishing Trawler Full Hull	£61.45
2 Assorted Mobility Scooters and Figs	£5.70	70ft Small Oil Tanker	£43.60
Council/Municipal Figure and rubbish cart	£4.40	Narrowgauge Train/Road Transport ferry	£76.45
Cider/Fruit Press Figure and demijohns	£5.50	44ft fishing boat/Shrimp Cutter - waterline	£54.50
C.C.T.V. Cameras (3 wall and 1 post mounted)	£4.60	44ft fishing boat full hull	£61.45
5 Policemen in various positions	£4.75	18th century sailing ship	£141.85
Assorted Agricultural Tools & Equipment	£4.00	30ft Sailing Yacht inc Full hull & waterline	£21.75
Ass Industrial Tools & Equipment	£4.00	62ft Harbour/River Tug	£53.40
Platform Machines (tickets chocolate weighing scales)	£5.50	Large Train Ferry (OO/HO track)	£70.35
Industrial Machine. Mill & Pillar Drill	£5.95	European freight ship*	£75.35
Industrial Machine Lathe & vertical sander	£5.15	Passenger Ship	£65.40
Industrial Machine Fly Press & Pillar Tool Grinder	£5.15	Fire Tender Boat 'Essen' *	£54.50
2 Wheelchairs Patients and 2 pushing	£5.10	2 Small Fishing Boats	£5.45
Scuba Diving Equipment	£4.65	Small Sailing Boat/Dingy	£10.80
Scuba Divers / frogmen x 4	£4.95	Large Coastal Freighter	£185.60
Vertical Boiler & Steam Water pump/flywheel	£14.95	Large Rowing Boat	£4.25
Vertical Boiler only	£9.85	U Boat Class VIIC (waterline)	£141.75
Gargoyle's and water spouts/outlets	£5.35		
Waterline Buoys & Deep water markers	£4.90		

12 Chimneys(round/tapered/Hexagonal)	£3.20	Working Men 1 on Ladder & 1 on trestle	£4.30
Welding Figures & Equipment	£4.30	8 Pigs	£3.20
2 Relaxed Loco Crew	£1.70	8 Sheep	£3.20
5 x Gardeners & Equipment	£4.60	10 Chickens	£3.20
Flower pots and tubs & gardening equip	£4.95	2 Shire Horses	£2.65
7 x Figures in working poses	£4.60	Pub/Cafe Scene	£5.55
9 x Ass Standing Station figures	£4.80	Funeral Scene	£4.10
Gantry Hoist	£5.05	White Wedding Scene	£4.25
New Gilbert Crane (wall or floor mounted)	£4.30	Cricket Game Figures	£5.95
Air Compressor and Electricity Generator	£6.40	Cricket Sight Screen and Scoreboard	£5.95
4 pallets & hydraulic pallet truck	£4.15	2 Horse Plough and Ploughman	£4.60
Beehives and bee-keepers	£4.30	15 ass Loco Lamps (square,round,gaurd)	£2.65
6 Bulk Building Bags	£3.70	30 shell vents (extra detailing for coaches)	£2.65
Band Stand	£9.20	20 torpedos vents (extra detail for coaches)	£2.65
Air Conditioning Cabinets (2 wall, 4 floor)	£3.40	Ass Loco Vacuum Pipes	£2.65
6 Assorted Rock Climbers	£4.60	Childrens Playground & figures	£8.55









**CONTACT US FOR A FREE QUOTE - WE BUY AND SELL**

1. Call 07725 112 352
2. Email - [model-railway-emporium@outlook.com](mailto:model-railway-emporium@outlook.com)
3. Send a letter to our address - Please ring for address

**[WWW.MODELRAILWAYEMPORIUM.CO.UK](http://WWW.MODELRAILWAYEMPORIUM.CO.UK)  
YOU CAN FIND US ON EBAY!**

**[www.yorkmodelmaking.co.uk](http://www.yorkmodelmaking.co.uk)**  
01904 400358

Bespoke laser cutting service and online shop

Precision laser cutting in plastic, timber card and acrylic. Affordable and easy to use - creating perfect results

Free quotes provided

Plus online shop for architectural detailing, lineside buildings & features  
Building kits, materials and tools

Alternatively send a large SAE for 0, 00 or N scale price lists to  
York Modelmaking, Unit 13, Bull Centre  
Stockton-on-Forest, York, YO32 9LE



To advertise here please contact

**ELIZABETH RIDGE**

on

**01780 755131**

[elizabeth.ridge@keypublishing.com](mailto:elizabeth.ridge@keypublishing.com)

**West London Models**

Est 1975



**020 8897 2326**

**HORNBY SPECIALISTS - CHECK ONLINE FOR OUR BEST PRICES**

[www.westlondonmodels.com](http://www.westlondonmodels.com)  
 Email: [shop@westlondonmodels.com](mailto:shop@westlondonmodels.com)  
 214 High Street, Harlington, Middlesex UB3 5DS

Insurance for your  
**Model Railway Collection**  
from just **£65.70\*** per annum

\*Based on a sum insured of £13,000. Full Policy Terms & Conditions available online.

Our Model Railway Collection Policy is designed for individuals who own and/or exhibit their own Model Railway, including Garden Railways and Model Railway Engineers (up to a track width of 7.25 inches/185mm).

The policy provides cover anywhere in the UK at any location, including in transit and whilst at an exhibition.

Optional cover can be added to include Public Liability for ride-on passenger carrying locomotives and rolling stock.

**We also offer:**

- Exhibition Insurance
- Club or Society Insurance

magnet




For a Quote Call 01636 858249  
or visit [www.modelrailwayinsurance.co.uk](http://www.modelrailwayinsurance.co.uk)

Underwritten by  


Magnet Insurance Services Ltd • Newark Beacon, Cafferata Way,  
Beacon Hill, Newark, Notts, NG24 2TH  
Authorised and regulated by the Financial Conduct Authority

EXETER 2016  
Annual Model Railway  
Exhibition



Model Railway Society

<p><b>Saturday 2nd July</b> 2016 10-5.30pm</p> <p><b>Sunday 3rd July</b> 2016 10-4pm</p>	<p><b>The Matford Centre,</b> <b>Matford Road,</b> <b>Marsh Barton</b> <b>Exeter EX28FD</b></p>
--	---

NOTE CHANGE OF DATES

**Admission prices:**

**Adult £6.50**

**Concessions £6**

**Children FREE—** when accompanied by a paying adult

Presented by the EXE Model Railway Society  
Exeter's longest established Model Railway  
show for nearly 40 Years!

Further details, [www.exemrs.co.uk](http://www.exemrs.co.uk) or 01392 421906



**www.expressmodels.co.uk**

## LIGHTING SPECIALISTS

You may know us as manufacturers of head and tail lights and coach lighting but did you know we also stock Kadec Couplers, Seuthe Smoke Generators, Tortoise and Fulgurex Point Motors. Also our own products, No Solder DCC Power Bus Kits, 4mm Scale Telegraph Poles and our own range of LEDs including White, Red, Yellow and Bi-colour in various sizes and formats.

Visit our website which has secure online shopping.  
Please send £3.00 for our 50 page catalogue which lists our full range.

**EXPRESS MODELS, 65 CONWAY DRIVE, SHEPSHED,  
LOUGHBOROUGH, LEICS. LE12 9PP**

Tel: 01509 829008 Fax: 01509 560878

Email: sales@expressmodels.co.uk



www.gascupboard.co.uk



**MODEL RAILWAYS**

...better than sax

01225 777888

**GAS CUPBOARD MODELS**

Gas Cupboard Models  
6 St Georges Works, Silver Street,  
TROWBRIDGE, BA14 8AA

# FLAIR RAIL

**STOCKISTS OF MODEL RAILWAY EQUIPMENT  
SECONDHAND BOUGHT AND SOLD**

FIND US ON FACEBOOK

WWW.FLAIR-RAIL.CO.UK

FLAIR RAIL, UNIT 7, SPRINGFIELDS, NURSERY  
ESTATE, BURNHAM ON CROUCH. CMO 8TA

T: 01621 786198

E: ROGER@FLAIR-RAIL.CO.UK

OPEN: MONDAY TO FRIDAY 9.30-5.00  
SATURDAY 9.30-4.00

## Model Railway Baseboards

Any size board built for any scale model railway

We manufacture standard sized layout boards as well as any size required to your specification





Fixed, portable or modular boards for indoor & outdoor use

01223 864029

[www.model-railway-baseboards.co.uk](http://www.model-railway-baseboards.co.uk)

## Model events at Locomotion

The National Railways Museum, Shildon DL4 1PQ  
10.00am to 5.00pm



**Model Railway Exhibition Sat & Sun  
4th & 5th June 2016**

**LNER Event 23rd-31st July 2016**

**Model Mania 6-7 August**

Nearest Railways Station – Shildon 100 yds. On Arriva Bus Routes  
Café    Disable Access    Free Entry and Free Parking  
**Diecast    Model Railways    Collectables**  
For event and trading information  
Contact: Stuart 01535 642367 or Laurence 07966 333605  
Promoted by Tri-angman and Pennine Models on behalf of Locomotion

Come and visit our 25th  
**Celebration of Model Railways**  
The Dewars Centre, Glover Street, Perth PH2 0TH

**Saturday June 25<sup>th</sup> 10.00 am – 5.30 pm**  
**Sunday June 26<sup>th</sup> 10.00 am – 5.00 pm**

43 Superb Layouts in two Halls  
40 Quality Trade Stands  
Seminars  
Modelling Demonstrations  
Societies and Specialist Groups

Free Parking  
Venue is next to Perth Railway Station  
Park and Ride from Broxden on the  
Saturday  
Perth & District MRC is a charity registered in  
Scotland No. SCO45282

Admission: Adult £6.00, Child £3.00, Family (2 + 2) £15.00

**[www.perthmrc.com](http://www.perthmrc.com) or Tel. 07588 754959**



Ad. Sponsored by:  
Cheltenham Model Centre,  
Phoenix Precision Paints Ltd,  
Finishing Touches,  
Wensleydale Railway  
(Scotland Branch), Contikits,  
Douglas Blades, Parkside,  
Dundas, North Road Trains,  
Invertrain Model Railways,  
The Model Tree Shop,  
Squires Tools, D&E Videos –  
Realtrack Models, JDM  
Models, Brian Collier/Alan  
Jones, Eileen's Emporium,  
Keith & Dufftown Railway,  
Ten Commandments,  
Railwayana Auctions Ltd, The  
Junction Box, Plus Daughters,  
WM Collectables, The G Scale  
Society, Layouts4U, The  
Hamilton Toy Collection,  
Smart Models, Digitrains

Photo: Aldbury, Courtesy of BRM and Nigel Burkin.





## Harburn Hobbies 00 Special Editions

'Scottish & Newcastle' lightly weathered £19.95



5 plank coal wagon 'Devlin's' £14.50



West Highland Line Coach Pack green/cream livery. Mark One BCK & two TSOs - £115.00



P&P

Please add £3 per order

Order by Phone: 0131 556 3233 Online: [www.harburns.co.uk](http://www.harburns.co.uk) By Post: Harburn Hobbies, 67 Elm Row, Edinburgh EH7 4AQ



Friday 20th May 2016 & Friday 17th June 2016  
Model Train Sale at Thornaby - 10.30am

For further information regarding the sales visit [vectis.co.uk](http://vectis.co.uk)

Telephone **01642 750616** - **01993 709424** (Oxford office)

Fax 01642 769478 - email [admin@vectis.co.uk](mailto:admin@vectis.co.uk) - [www.vectis.co.uk](http://www.vectis.co.uk)

Dates are correct at time of print but are subject to change - please check [www.vectis.co.uk](http://www.vectis.co.uk) for updates



**VECTIS AUCTIONS**, FLECK WAY, THORNABY, STOCKTON-ON-TEES, TS17 9JZ  
Oxford Office, Unit 5A, West End Industrial Estate, Witney, Oxon, OX28 1UB

**The World's Premier Train Auction House**

## Olivia's Trains of Sheffield

'OO' Gauge UK DCC  
Sound Specialists.



25a Mansfield Rd,  
Intake, S12 2AE

Extensive UK sound library utilising the Loksound decoders.

DCC/ Sound Fitting Whilst You Wait.



Heljan Class 58's Available Now.

Bachmann Class 66 111 Available Now!



Heljan EM2 Class 77 / EM1 Class 76 - Available Now.



Heljan "Falcon" 4 Versions.



Heljan "Kestrel" Available Now.



Dapol Class 73's Available Now.



Coming 2016 - Class 73 In EW&S, Fragonset & Network Rail.  
pre-order now!

For More details on the above & all our stock visit:

[www.oliviastrains.com](http://www.oliviastrains.com)

Tel: 0114 3216 160 Tel: 0114 2647 449 Mob: 0755 7126 651

e-mail: [oliviastrains@blueyonder.co.uk](mailto:oliviastrains@blueyonder.co.uk)



Fully tested and guaranteed for 5 years



# MORLEY CONTROLLERS

Experience the ultimate in controller technology!

### VANGUARD ZERO ONE

- 2 x 5mtr hand held controllers
- 1 x 12V DC accessory
- 0 gauge

**£120**  
PLUS £6.90 P&P



### VESTA ZERO TWO

- 2 x 2.5mtr hand held controllers
- 1 x 12V DC accessory
- N gauge

**£75**  
PLUS £4.80 P&P



### VECTOR ZERO TWO

- 2 x 2.5mtr hand held controllers
- 1 x 12V DC accessory
- 00/HO/N/009 gauge
- (1 amp per track)

**£75**  
PLUS £4.80 P&P



### VORTRAK ZERO TWO

- 2 x 5mtr hand held controllers
- 00/HO/N/009 gauge (1 amp per track)
- 2 x 12V DC accessories

**£135**  
PLUS £6.90 P&P



Each controller has state-of-the-art design, offering very best performance capability. Slow and fast speeds are superb. Internal separate transformers for each track from 220/240 AC mains and on-board CDU for point motors.

[www.morleycontrollers.com](http://www.morleycontrollers.com)

(Secure order site)



**01704 533 116**

(Overseas enquiries +44 1704 533 116)



[jet@morleycontrollers.com](mailto:jet@morleycontrollers.com)



PO Box 501, Southport, PR9 9ZL

Also at PO Box 1230, Wangara BC, Perth, Western Australia 6947

Tel: (08)930 56358. <http://aus.morleycontrollers.com>



BTVR  
ESTABLISHED 1959



## Mike Pett's Supercast 00 Model Railway Figures

00 gauge models £1.75 unpainted, hand painted models £4.50 each P&P £2.75  
O gauge fireman £5.50 unpainted, hand painted £8.50 P&P £3.75

New Moriarty joins Holmes & Watson	Holmes & Watson	Fireman with Loco Driver	Sikh passenger & wife <b>NEW</b>
<b>NEW</b> Strider	<b>NEW</b> RAC Man & AA Man	<b>NEW</b> O gauge fireman and driver	Steam Age Policeman <b>NEW</b>

[www.modelrailwayfigures00.co.uk](http://www.modelrailwayfigures00.co.uk)  
(00 - Zero Zero)

Please make cheques payable to: Mike Pett, 12 Chatham Street, Ramsgate, Kent, CT 11 7PP  
Tel: 01843 593417 • Mob: 07976 724225 Email: [mikepettphotos@btconnect.com](mailto:mikepettphotos@btconnect.com)

## Pooleys Puffers

Model Railway Supplies, New & Second Hand Bought & Sold



Partnership: David & Anne Poole  
Diecast Models Kits & Accessories

**Tele: 0191 4910202 / 4106386 Mobile: 07976 519178**  
[www.pooleyspuffers.com](http://www.pooleyspuffers.com) e-mail: [pooleyspuffers@btopenworld.com](mailto:pooleyspuffers@btopenworld.com)

382a Jedburgh Court, Team Valley Trading Estate, Gateshead, Tyne & Wear. NE11 0BQ

Mon - Thurs - 10:00am - 5:00pm  
Fri - Sat & Bank holidays please telephone for opening times  
Sunday - Closed

All major cards accepted. Part exchange welcome

PECO HORNBY GAUGE MASTER DAPOL JAVIS METCALFE SUPERQUICK WILLS RATIO

## MonkBar Model Shop

### 00 & N Gauge Model Railways

Diecast Planes & Vehicles - Plastic Kits & Figures - Scalextric - Jigsaws

**Open Monday - Saturday 9am - 5.30pm**  
Only 2 minutes away from York Minster

2 Goodramgate York - YO1 7LQ  
01904 659423  
[info@monkbarmodelshop.co.uk](mailto:info@monkbarmodelshop.co.uk)

Stockists of Hornby, Bachmann, Graham Farish, Peco, Dapol, Gaugemaster, Ratio, Wills, Woodland Scenics, Metcalfe, Oxford Diecasts, Base Toys and many more

Shop online with us. New website now live! [monkbarmodelshop.co.uk](http://monkbarmodelshop.co.uk)

## WHEN IT'S SPRING AGAIN...



Discover our range of N gauge building kits, trams and accessories from just £2.49 (+ £1.70 P&P)

For more details please contact  
**STREET LEVEL MODELS**  
Chiltern End, Fen Lane, Hitcham, Suffolk, IP7 7NL  
or visit our website: [cdcdesign.webplus.net](http://cdcdesign.webplus.net)

## Realistic GHOST SIGNS

is miniature for your MODEL RAILWAY

**NEW!** NOW AVAILABLE AS WATER-SLIDE TRANSFERS

**GHOST-SIGNS.COM**  
NOT ONLINE? CALL 07970 977 628 FOR AN ILLUSTRATED PRICE LIST

## MODEL RAILWAY SOLUTIONS

Tel: 01202 798068  
Email: [info@modelrailwaysolutions.co.uk](mailto:info@modelrailwaysolutions.co.uk)

Contact us for a quote on all your baseboard and helix requirements, either bespoke or from our own modular range.

Please take a moment to browse our online store or visit us at - Unit 1, 10-12 Alder Hills, Poole, Dorset. BH12 4AL.  
[www.modelrailwaysolutions.co.uk](http://www.modelrailwaysolutions.co.uk)

## MORRIS MODELS NORTH LANCING

80 Manor Road, N Lancing, West Sussex, BN15 0HD  
Tel 01903 754850  
[www.morris-models.co.uk](http://www.morris-models.co.uk)  
[info@morrismodels.co.uk](mailto:info@morrismodels.co.uk)

We are between Brighton & Worthing, just off A27 west of Shoreham Airport

<b>BRITISH RAILWAYS</b> HORNBY PECO dapol PLUS MANY OTHER RANGES OF SCENIC MATERIALS, BUILDINGS, VEHICLES etc	<b>BICYC-LED</b> OO/HO & N Cycles & M/cycles with working lights!! See our webshop for details Easy free parking!! Open Mon - Sat 9.30 to 5.00	<b>CONTINENTAL RAILWAYS</b> FLEISCHMANN Roco BRANCO TRIX herpa Faller Preiser BUSA NOCH MINITRAINS
--	--	---



Visit → [Scalescenes.com](http://Scalescenes.com) The home of quality downloadable card model railway kits since 2005

Download → Print → Build

Card kits that pass closer inspection

### NEW Corner Shops

ONLY £4.99



Great addition to Terraced Houses

Includes yard and storeroom

Choice of facades, editable signs

Choice of wall renders

Buy once unlimited prints

View our large range of N and OO kits and texture sheets



[scalescenes.com](http://scalescenes.com)





### Hobby & Craft Room Specialists

Approved contractors with a twenty year track history in the construction business. All aspects of building, electrical, plumbing and mechanical work undertaken. Your satisfaction is the base for our success



Contact: 020 3700 3895 / 0845 388 1987  
Email: [admin@seatonsbuildingservicesltd.co.uk](mailto:admin@seatonsbuildingservicesltd.co.uk)  
[www.seatonsbuildingservicesltd.co.uk](http://www.seatonsbuildingservicesltd.co.uk)



# Fmw

Finescale Model World

See Website for further info.  
**PLUS OUR**

**SPECIAL OFFERS**

## Fmr Static Grass Applicators & Starter Kits

from £25.99 + p&p

**LOW COST & EFFECTIVE**

## AIRBRUSH & COMPRESSOR STARTER KIT

R.R.P. £99.99

**OUR PRICE**

**£59.99**

+p&p

MINI AIR COMPRESSOR

- Pressure adjustable
- Air flow control knob for adjustment of air volume
- Over-pressure protected, constant pressure and zero pulsation
- Operates at low noise
- Lightweight and portable
- Input AC220 - 240V, 50/60HZ, 0.6A
- Air volume: 10.5 litres per minute
- Max. Pressure: 25psi (adjustable range 0-4 bar)

AIRBRUSH

- Needle/Nozzle diameter: 0.3mm
- Gravity fluid cup (fixed): 7cc
- Working pressure: 15 - 50psi
- Trigger air/fluid control: dual-action
- Spray distance: 50 - 100mm

[www.finescalemodelworld.co.uk](http://www.finescalemodelworld.co.uk)

Telephone:

01902 650077

email: [finescalemodelrailways@gmail.com](mailto:finescalemodelrailways@gmail.com)



# SouthWest digital

Distributor for the UK



**As real as it gets!**

New **YouTube** channel, see website for details

ALL products come with a 2 year warranty and FREE return postage

Close your eyes and you're there!

## UDRIVE

responsive sound algorithm

The highest quality sounds in all gauges. A wide range of responsive steam and diesel sounds developed for the all new UDRIVE

Photos: Chris Perkins



Crystal clear digital sound

Test drive the latest loco sounds with stunning clarity at SWD - call now for more info

**T: 01934 515382** [info@swd4esu.co.uk](mailto:info@swd4esu.co.uk)  
[www.southwestdigital.co.uk](http://www.southwestdigital.co.uk)

Order by 3pm for same day first class dispatch!

## Easy Clip-In DCC Fitted Signals

Control using your regular DCC controller or a PC

True to scale 00 gauge signals in multiple designs:




Sets up in seconds  
NO programming!

DCC fitted inside,  
NO separate decoder!


NO wires - Signal clips into track just like a power clip!

Or remove clips & connect with just 2 wires

3 Easy steps to set up...



1. Slide into the track



2. Touch the 'learn' contacts



3. Press the controller



Also available for regular DC as a signal kit...From £8

Available now direct from [www.dcpexpress.com](http://www.dcpexpress.com) and model shops



**Train-Tech**  
Model Technology Made Easy

Contact us for a FREE brochure

DCP Express  
Bryon Court  
Bow Street  
Great Ellingham  
NR17 1JB, UK

01953 457800 / [www.Train-Tech.com](http://www.Train-Tech.com)

£4 UK P&P - but this month quote HBY0616 for £2 off Postage!





# THE GREAT ELECTRIC TRAIN SHOW

BOOKING  
NOW OPEN

BRITISH MOTOR MUSEUM,  
WARWICKSHIRE CV35 0BJ



Oulton TMD - 'OO' gauge, Midland Region

## SAVE £s WHEN BOOKING IN ADVANCE

**ADULT** (Save £5\*) **£9**

**CHILD** (5-16 yrs) (Save £2\*) **£7**

Children under 16 must be accompanied by an adult at all times.

\*Savings against BMM on-the-day ticket prices.

Deadline for advance ticket orders 30 September 2016.



Durston - 'OO' gauge, Great Western Region

# OCTOBER 8/9 2016

RETURNING FOR ITS FOURTH YEAR!

## 25+ WORKING LAYOUTS

in the major scales, gauges and eras, including:

- **Old Elms Road** - 'OO', Southern Region
- **Haymarket Cross** - 'OO', Eastern Region
- **Goathland** - 'OO', preservation
- **Dentdale** - 'N', Midland Region
- **Poole-in-Wharfedale** - 'OO', North Eastern Region
- **Durston** - 'OO', Great Western
- **Gweek North Quay** - 'O-16.5', narrow gauge
- **Oulton TMD** - 'OO', Midlands

**Practical demonstrations for hands-on advice  
and inspiration as well as a wide selection of  
top quality traders and manufacturers**

(Layouts subject to change)

### TICKET PRICE WILL INCLUDE:

- FREE** ACCESS TO BRITISH MOTOR MUSEUM
- FREE** ON-SITE PARKING
- FREE** COURTESY BUS FROM LEAMINGTON SPA TRAIN STATION  
(Saturday Only)

### ON THE DAY PRICES:

- Adult: £14 • Concessions: £12 • Child (5-16 yrs): £9**  
**• Children under 5: FREE • Family (2 adults, 3 children): £39**

**Advance Ticket Holders:** Express lanes in operation. Entry from 9.30am.

**Opening Times:** Saturday October 8: 10am to 5pm **AND** Sunday October 9: 10am to 4pm.

**To book, visit: [www.greatelectrictrainshow.com](http://www.greatelectrictrainshow.com)  
or call: 01780 480 404**

Brought to you by

KEY  
EVENTS

**HORNBY**  
magazine

BRITISH  
**MOTOR**  
MUSEUM

Check website for full list of layouts,  
demonstrations and exhibitors



[www.GoldenValleyHobbies.com](http://www.GoldenValleyHobbies.com)

Just add water – to your layout!



BUS6046	Complete Water Diorama Kit	£23.10
BUS7180	Water Sheet 425 x 325 mm.	£8.20
BUS7589	Model Water 125ml bottle	£6.30

Try your model shop first, In case of difficulty models available direct by post from our address  
Trade Enquiries welcome. 01981 241 237  
GVH, Unit 1, Pontrilas Business Park, Pontrilas, Hereford, HR2 0AZ  
P&P £3.99 per order

# OSBORN'S MODELS

**DOING 'N' SCALE on a BIG SCALE**

**7 HONESTONE ST, BIDEFORD, N. DEVON, EX39 2DL 01237 423453**  
**www.osbornsmodels.com**

**NEW!** **Laser Cut Lineside Drainage Kit** **OO 4MM**

**LX064-OO Pack of 12 Only £3.99**

**scalemodelscenery.co.uk**  
Tel: 01530 456952

**PARKWOOD**  
Manufacturers of fine quality display cases and cabinets  
Designed for the purpose built to last

**OO/HO Store & Stack (Small & Large)**

Two robust storage systems able to provide long-term protection and storage for your 'OO'/'HO' collection. The cases are of a sturdy stackable design with a detachable lid held in place by two snap on handles. There are four "lift out" Polyethylene Foam Inserts for the "Large" case and two inserts for the "Small" case, each insert is machined to house 5 coaches or Locos with Tender. Insert slot length for the "Large" case is 340 mm, and 352 mm for the "Small" case. Foam infill strips are provided with each case and these may be cut to a suitable length and pressed into the slots to form pockets to house wagons and shorter rolling stock. A soft foam pad in the lid of each case prevents the movement of the inserts during transit.

**Storage capacity**  
Large Case, 20 Coaches or Locos with Tenders.  
Small Case, 10 Coaches or Locos with Tenders.

**Online Price**  
**Store and Stack Small £69.98**  
**Store and Stack Large £106.82 (inc. VAT and P&P)**  
**Visit [www.parkwood-arts.co.uk](http://www.parkwood-arts.co.uk)**

Parkwood Arts Ltd, Foxfield Green, Nr. Petersfield Hants. GU32 1DJ  
Tel. 01730 266151 Fax: 01730 265866 Email: [sales@parkwood-arts.co.uk](mailto:sales@parkwood-arts.co.uk)

# YouChoos

## DCC Sound

**LET'S MAKE SOME NOISE!**

*The most advanced, powerful, expandable and connected DCC system ever!*

**NEW - Zimo MX10 base unit, MX32FU wireless cab & 240W PSU**  
**TAKE CONTROL for £1500**

**MX10 (base-station):**  
T2A & 8A track outputs  
Zimo wi-fi  
Connections for CAN, CAN-2, LAN, SUSI, XNET/Loconet, USB  
Sniffer for connecting your old system  
STEIN module support  
Dual RAILCOM detectors  
4GB internal flash RAM for loco/layout database  
Compatible with Roco Z21 including mobile apps  
Massive power output - never need a booster!

**MX32FU (wi-fi hand-held cab):**  
Full-colour display synchronised with MX10 database  
Touch-screen  
Intuitive throttle slider with fine-tune side-wheel  
Easy-read light-up button indicators for decoder functions or accessories  
Configurable display styles  
Universal consisting  
Block section management (with Zimo MX9 unit or future STEIN modules)

NOTE: some features available with future firmware updates

**0844 7725052**  
**www.YouChoos.co.uk john@youchoos.co.uk**

# Widnes Model Centre

Welcome to Widnes Model Centre, the Hobby and Radio Control Centre for Widnes, Liverpool, Warrington, St Helens, Chester and surrounding areas. We are situated a few hundred yards from Widnes town centre with plenty of free parking nearby.

As a family run business starting out in April 2011 we have since become a provider of excellent customer service with a terrific selection of products.

Widnes Model Centre has a large Model Railway section, both OO and N Gauge, Steam and Diesel locomotives coaches and freight. Additionally we stock a wide variety of railway accessories to accompany the gauges we sell.

We have a wide range of modelling equipment for all enthusiasts with the inclusion of glues, paints, weathering powders and washes etc. Our range expands on a monthly basis!

Come and see us we will be more than happy to help and advise.

**Opening Times: Mon-Sat 10am to 5.30pm**  
**Except Thursday 10am to 1pm. Closed Sunday.**

Our website is currently live, but new content is being added and updated. Keep checking back for further updates.

**128 Widnes Road Widnes WA8 6AX**  
**0151 424 1196**  
**www.widnesmodelcentre.co.uk**



## 3D PRINTING

I can make you any plastic shape as a model you can hold in your hand from your own design at a low price. see my 3-D printer working on my website :-  
[www.Chelmsford3dprinting.co.uk](http://www.Chelmsford3dprinting.co.uk)  
 phone Ray 01245 466023

## BOOKS

**Dereks Transport Books**  
[www.derekstransportbooks.com](http://www.derekstransportbooks.com)  
[dereksbooks@btinternet.com](mailto:dereksbooks@btinternet.com)  
**All transport subjects covered**  
**Established 1995 Ringwood**

## DISPLAY / LAYOUTS

**BOXFILE DIORAMAS**  
**Tel: 01689 855074 Mob: 07956 086767 E-mail: [chrisue@btinternet.com](mailto:chrisue@btinternet.com)**  
**"Displays and Layouts"**  
 Chris White runs a home based business constructing small scenic displays and working layouts, in all the popular scales. The 'N' gauge layouts can be made to fit into boxfiles, and oblong plastic storage boxes. Chris can carry out scenery restoration work to existing railway layouts in any scale and can also do commissions to build layouts and displays.

## ACCESSORIES

**P & D Marsh**  
 Whitmetal kits, hand painted models and laser cut wooden structures in N and OO. Painted signals available in N and OO. Free price list available.  
 The Stables, Wakes End Farm, MK17 9FB  
**Tel: 01525 280068**  
[www.pdmarshmodels.com](http://www.pdmarshmodels.com)

**LINDA TINKER**  
 RAILWAY BOOKS  
**PRE-OWNED AND HARD TO FIND RAILWAY BOOKS**  
*Free UK Postage*  
[www.lindatinkerrailwaybooks.co.uk](http://www.lindatinkerrailwaybooks.co.uk)  
**01335 330965**

**Platform 3 Models**  
 Layouts designed and built From N to Garden railways based in the south west  
 All loco Servicing & Repairs and DCC decoder installation for N & OO  
 Contact Tom Hussey Tel: 07811903231  
 Email: [platform3models@hotmail.co.uk](mailto:platform3models@hotmail.co.uk)  
 Web: [platform3models.co.uk](http://platform3models.co.uk)




## COLLECTORS FAIRS

**CHESTER TOYFAIR (NEW VENUE),**  
 The Cheshire County Sports Club,  
 Plas Newton Lane, Upton, Chester,  
 CH2 1PR. Saturday 4th June 10.30am-2.30pm, £2.00 entry, Tony Oakes Fairs  
**01270 652773**

## KITS & COMPONENTS

**Wizard Models**  
    
 Over 2,200 kits and parts mainly in 4 & 7mm scales covering: semaphore signalling; Sprat & Winkle and D.G. autocouplings; 51L and Comet locomotive, carriage and wagon kits and components.  
 Order on line at [www.wizardmodels.co.uk](http://www.wizardmodels.co.uk)  
 UK P&P: £3.90 per order, overseas at cost, price list 5x1st class stamps.  
 24hr Phone 01652 635885 Mobile 0778 894 0312  
 Wizard Models, PO Box 70, Barton upon Humber DN18 5XU

Visit our new website  
 New items and update on existing range.  
 Expanding range of O gauge  
 Further details at...  
[www.emardee.org.uk](http://www.emardee.org.uk)

**Your master piece in the making!**  
 Amazing items at amazing prices  
 See our website for the full range or call us today  
  
 Resin and brass etch kits  
[www.peediemodels.com](http://www.peediemodels.com)  
 tel: 01856 252510

## EVENTS

**EXETER MATFORD CENTRE**  
**TRAIN & TOY FAIR, Saturday June 4th 2016, The Matford Centre,**  
 Matford Park Road, Exeter EX2 8FD  
 10.00am to 3.30pm Admission £2.00 150+ tables.  
 contact Ray Heard 01823 480097  
 email: [rayheard66@btinternet.com](mailto:rayheard66@btinternet.com)

**- 0 Gauge Kits -**  
**CONNOISSEUR MODELS**  
 - Quality Etched & Cast Metal Kits -  
 - Locos, Carriages & Wagons -  
[www.jimmcgeown.com](http://www.jimmcgeown.com)  
 or Send S.A.E. For Printed Catalogue  
 1 Newton Cottages, Nr Weobley, HR4 8QX

## MODEL KITS & DIECAST

  
**Custom Locos, Ltd Edn Wagons**  
**New Hornby, used makes**  
 W: [carriageandwagonmodels.co.uk](http://carriageandwagonmodels.co.uk)  
 E: [carriagew@yahoo.co.uk](mailto:carriagew@yahoo.co.uk)  
 T: 01233 633295 M: 07757 342525

## BOOKS

**NICK TOZER**  
 RAILWAY BOOKS  
**RAILWAY BOOKS BOUGHT & SOLD**  
*Free Railway Booksearch Service*  
 155 Church Street, Paddock, Huddersfield, HD1 4UJ  
 SHOP: Tue/Wed 11:00-17:00 + Thur 14:00-20:00  
[www.railwaybook.com](http://www.railwaybook.com) [nick@railwaybook.com](mailto:nick@railwaybook.com)  
**Tel: 01484 518159**

## KITS & COMPONENTS

 **EXTREME ETCHINGS**  
 2 Upper Dunstead Road  
 Langley Mill Nottingham  
 NG16 4GR  
 email: [brian@shawplan.com](mailto:brian@shawplan.com)  
 Specialist suppliers of the finest quality nameplates and detailing components for the Diesel and Electric era in 2, 4, and 7mm scales  
[www.shawplan.com](http://www.shawplan.com)

**BRANCH LINES**  
 Mashima, Hanazono, Canon motors. Gears, gearboxes, bearings, drive shafts, wheels, crankpins, etc.  
 Black Beetle, Tenshodo motor bogies  
 4mm loco and chassis kits and detailing parts and accessories.  
 4 and 7mm narrow gauge loco, coach and wagon kits, chopper couplings  
 4mm etched coach and PBV kits (MR/LMS, LBSCR, SECR, SR, TVR)  
 7mm Ford T Railbus, coach kits.  
**P.O. BOX, WESTBURY, BA13 9AA**  
**Tel/Fax: 01373 822231**  
**E-mail: [sales@branchlines.com](mailto:sales@branchlines.com)**  
 Catalogues: e-mail or SSAE + £1 in stamps or £2.50 C/card and PLEASE STATE INTERESTS

## MODEL RAILWAY SHOPS

**MODEL JUNCTION**  
**The Best Model Shop In Suffolk**  
 Peco  
 Hornby  
 Bachmann  
 Gaugemaster  
 Metcalfe Models  
 And So Much More  
**Whiting St. Bury St. Edmunds IP33 1NX**  
[www.modeljunction.com](http://www.modeljunction.com)  
 Open Mon - Sat 9.00 - 5.00 **01284 753456**

## DCC & ACCESSORIES

**Taunton Controls Ltd.**  
 Owners of ZTC Agents for ESU 01823 327155 try our help line open  
 9am to 9pm closed Wednesdays ZTC 511 from £210. ESU ECOS best uk price



## MODEL RAILWAY OUTLET

**LORD AND BUTLER**

Exclusive  
Bachmann  
Limited Edition  
66050 EWS Energy  
£129.95



**NOW IN STOCK**

Photo: © Daniel Stanbridge

The Pumping Station Penarth Rd Cardiff CF11 8TT  
029 2066 7225 Info@lordandbutler.com

**NEW LARGER SHOP OPEN NOW**  
CAFETERIA ON SITE AND FREE PARKING

Daily 10.00 - 5.30  
Sunday 2.00 - 5.30

MasterCard [www.lordandbutler.com](http://www.lordandbutler.com) VISA

## MODEL RAILWAY SHOPS

**Millennium Models**

Hornby Bachmann Peco Gaugemaster  
New and Second Hand Stock  
Javis Dapol Metcalfe Corgi Oxford

67 Queen Street, Morley, Leeds  
LS27 8EB Tel: 0113 2189 286

**Redcar Models & Hobbies**  
130 High Street,  
Redcar, Cleveland

Stocking a wide range of 'OO'  
railways by Bachmann, Hornby,  
Peco and Gaugemaster

Tel: 01642 494 912  
sales@redcarmodels.co.uk

**Haslington Models**  
134 Crewe Road Haslington CW1 5RQ

**Tel/Fax 01270 589079**

Appointed Stockist of  
Hornby, Bachmann, Farish, Dapol,  
V-Trains, Peco, Gaugemaster, Heljan,  
Metcalfe, Ration, Wills etc

Thursday/Friday/Saturday only  
10.00 until 16.00

**CRAFTY HOBBIES**

*Visiting the south lakes?*

Hornby, Bachmann, Dapol,  
Farish, Peco, Gaugemaster  
Woodland Scenics  
New and used items  
Large range of N Gauge

**DAPOL Gold Stockist**

Open 9.30am—5pm  
Mon, Tue, Wed, Fri and Sat.  
Closed Thursdays and Sundays

54 Cavendish Street, Barrow in Furness,  
Cumbria LA14 1PZ  
Tel: 01229 820759

**"Our Place"**

For all your modelling needs

**HORNBY METCALFE**  
**RATIO PECO**

Wide range of paints, kits, die  
cast vehicles and Scalextric  
always available

3 Swan Street Alcester  
Tel 01789 766755

**RHUDDLAN MODELS**

- Model Railways
- Games Workshop
- Die Cast Models  
Corgie - Dinky - Matchbox
- Plastic Kits  
Airfix - Revel - Etc

**NEW AND USED ITEMS  
BOUGHT AND SOLD**

HIGH ST, RHUDDLAN  
**01745 590048**  
[www.rhuddlanmodels.co.uk](http://www.rhuddlanmodels.co.uk)

**EDDIE STOBART LTD**  
EXPRESS ROAD HAULAGE SPECIALIST

[www.BestsModeller.co.uk](http://www.BestsModeller.co.uk)  
0781 4751547

We at BESTSMODELLER sell all  
Die-Cast Models, Hornby, Lima,  
Bachmann Railways, Eddie Stobart  
products, Corgi Buses and have many  
other products to sell. You can also  
purchase online at our website.

## MODEL RAILWAY SHOPS

**JOHN DUTFIELD CHELMSFORD**  
Wards Yard, 133 Springfield Park Road, Chelmsford, CM2 6EE  
PECO, HORNBY, BACHMANN, FARISH, DAPOL, HELJAN etc  
and lots more for the railway modeller.

Opening times: 9 till 5.30 Closed Weds Suns & Bank hols

**Tel: 01245 494455**  
email: heatherwilkinson@btconnect.com  
[www.johndutfieldmodelrailways.co.uk](http://www.johndutfieldmodelrailways.co.uk)

**NOW buying your unwanted  
model railway collections**

**NOW STOCKING A WIDE SELECTION OF PRE-OWNED  
MODEL & NEW RAILWAY COLLECTIONS ONLINE &  
INSTORE**

[www.agrmodelrailwaystore.co.uk](http://www.agrmodelrailwaystore.co.uk)  
Monday - Friday 9am-5pm Saturday 9am-4pm

AGR Model Railway Store  
9 High Street Mews,  
28 High Street,  
Leighton Buzzard  
Bedfordshire, LU7 1EA  
01525 854788  
sales@agrmodelrailwaystore.co.uk

**WALTONSMODELS.CO.UK**  
Where Will Your Hobby Take You Today?

Figures from £5.20

Peco Accessories from £2.75

Hornby DCC NMRA  
decoder only £13.75

Crosfield Chemicals  
Limited Edition  
3 x Wagons  
£29.95

info@waltonsmodels.co.uk 0161 928 5940  
30 Stamford Street, Altrincham, Cheshire, WA14 1EY

**HORNBY** **PECO** **FLEISCHMANN** **Roco**

**THE MODEL SHOP**  
MON-SAT 9.00 - 5.30  
OPEN SUNDAYS 10.00 - 2.00

117 New Road, Portsmouth PO2 7QS  
Tel No. 023 9265 3100  
Email: modelshop117@gmail.com

**H & A MODELS**

Tel: 01933 355531  
Mobile: 07969 535 699  
(evenings & weekends)

19 Keats Way, Higham Ferrers,  
Northants. NN10 8DQ  
Email: sales@hamodels.net

**Coach & Wagon Kits, Wheels, Decals, Wagon Loads, Paint & Sundries**  
Parkside Dundas, Cambrian, Genesis, Slaters 7mm, Ian Kirk 7mm, Dapol, Precision Paints,  
Modelmaster & Old Time Workshop Decals, Labelle Oils, Alan Gibson & Romford Wheels

Order on line at: [www.hamodels.net](http://www.hamodels.net) or ring us (same day or next day despatch)

Precision Paint - pre order and pick up at exhibitions (minimum two weeks notice)

Exhibitions - Great Central Railway, The Model Event 17<sup>th</sup>, 18<sup>th</sup> & 19<sup>th</sup> June



## MODEL RAILWAY SHOPS

**Visiting the Isle of Wight?**

Two floors of  
locomotives, wagons, coaches, buildings,  
scenery, electrics, figures, cars and more!

N/009/HO/00/On30/G

**UPSTAIRS DOWNSTAIRS**  
Pier Street - Sandown - PO36 8JR  
01983 406 616 - [www.udiw.co.uk](http://www.udiw.co.uk)

**THE MODEL SHOP**  
Specialist Model Railway Stockist  
**4 St David's Hill, Exeter EX4 3RG**  
(just off the old Iron Bridge)  
**See us at Exeter show 2nd & 3rd July 2016**  
[www.trainsandtrack.co.uk](http://www.trainsandtrack.co.uk)  
Tel: 01392 421906  
shop open Tue/Sat 9.30-5.00pm  
Now taking orders for 2016 Models

**MODEL WORLD**  
3 LONDON ROAD,  
NEWPORT PAGNELL,  
BUCKS MK16 0HA  
ONLY 1 MILE JNC14 M1  
Hornby, Bachmann, Peco etc.  
Tel: 01908 612983  
[mickoxley@aol.com](mailto:mickoxley@aol.com)

**MODEL MANIA**  
All leading brands stocked  
Mail order service  
13 Clouds Hill Road, St. Georges,  
Bristol BS57LD  
Open Tues - Fri 09.30 - 17.00, Sat 09.00 - 17.00  
**Tel: 0117 9559819**  
email: [modelmaniaemail@aol.com](mailto:modelmaniaemail@aol.com)

**THE HOBBY GOBLIN**  
**STOKE-ON-TRENT**  
54 Hamill Road, Burslem ST6 1AU  
Bachmann, Farish, Scenecraft, Woodland Scenics,  
Hornby, PECO, Dapol, Gaugemaster,  
Lenz, Metcalfe and much more!  
**T: 01782 818433**  
e: [thehobbygoblin-uk@hotmail.com](mailto:thehobbygoblin-uk@hotmail.com)  
[www.thehobbygoblin.co.uk](http://www.thehobbygoblin.co.uk)

**Addlestone Models**  
**The Shop with the stock**  
Surrey's leading Discount Model Centre  
Open 7 days  
Mon - Sat 9.30 - 5.30 Sun 11 - 2  
130 Station Road, Addlestone,  
Surrey, KT15 2BE  
[www.addlestone-models.co.uk](http://www.addlestone-models.co.uk)  
01932 845440

## NAMEPLATES & ETCHING

Catalogue £1.00

**247 DEVELOPMENTS**  
Name and number plate  
Design, Manufacture & Supply  
The big four, Pre-Grouping, British Railways  
Industrials, Fictitious, Irish, Headboards,  
Builders plates, Shed codes, Bespoke Names.  
Loco detailing and construction parts.  
Markets stockist. Romford wheels to order.  
Seven Acres [www.247developments.co.uk](http://www.247developments.co.uk)  
Meltham Rd [info@247developments.co.uk](mailto:info@247developments.co.uk)  
Marsden  
West Yorkshire, HD7 6JZ 01484 840996

**RON LINES**  
MODEL RAILWAYS BOUGHT AND SOLD

We probably have the largest selection of pre-owned model railways on the south coast.  
We stock new PECO, Hornby, Bachmann, Javis, Expo, Woodland scenic's,  
Metcalfe Graham Farish, TCS decoders Kadec Couplers and more!  
On our website we have a selection of our pre-owned locomotives with much  
more on display in the shop!  
Telephone: 02380 772 681

[www.ronlines.com](http://www.ronlines.com) [r.lines@hotmail.co.uk](mailto:r.lines@hotmail.co.uk)  
342 Shirley Road, Southampton, SO15 3HJ

**TRIDENT TRAINS**  
www.tridenttrains.co.uk  
01270 842 400

We stock  
HORNBY-BACHMANN-GRAHAM FARISH-DAPOL OO & N  
PECO-RATIO-WILLS-RAILMATCH-PAINTS-HUMBROL  
PLASTIC-JAVIS-WOODLAND SCENIC-OXFORD DIECAST  
METCALFE OO & N-SUPERQUICK-TCS DECODERS-LENZ DCC  
GAUGEMASTER-TRACKSETTA OO & N + MUCH MORE.  
WEDNESDAY - SUNDAY 10.00 TIL 5.00

No10, The Craft Arcade, Dagfields Craft Centre  
Crewe Road, Walserton, Nantwich,  
Cheshire, CW5 7LG

**Platform Models**  
Model Railway items both new and second-hand  
Also baseboards supplied by Model Railway Solutions  
**All prices 10% below RRP**  
Free parking Opening Hours: Tue to Sat 10-5.  
10-12 Alder Hills, Poole, Dorset BH12 4AL  
Tel: 01202 798068 or shop online at: [www.platformmodelsltd.co.uk](http://www.platformmodelsltd.co.uk)

**Kent Garden Railways**  
**16mm and G Scale Specialists**  
LGB ♦ Bachmann ♦ Aristocraft ♦ Accucraft ♦ Peco ♦ Piko ♦ Pola ♦ Roundhouse etc  
OO and N from leading suppliers ♦ Hornby ♦ Bachmann ♦ Farish ♦ Heljan ♦ Peco  
66 High Street, St Mary Cray, Orpington, Kent, BR5 3NH Tel: 01689 891668  
**Shop Open Mon - Sat 09.00 - 17.00 [www.kgrmodels.com](http://www.kgrmodels.com)**

**EDWINSTOWE TRAINS N THINGS**  
**@ BENHAMS**  
Model Railway Retailer of:  
Train Sets, Engines, Rolling Stock of  
Hornby, Bachmann, Graham Farish,  
Gaugemaster, Dapol & Accessories.  
New & Second Hand  
**Tel: 01623 822302 Mob: 07435 967999**  
Email: [shop@benhamsonline.com](mailto:shop@benhamsonline.com)  
45 High Street, Edwinstowe NG21 9QR  
[www.benhamsonline.com](http://www.benhamsonline.com)

**JACKSONS MODELS**  
33 NEW STREET, WIGTON, CA7 9AL  
**Tel: 01697 342 557**  
[www.jacksonsmodels.co.uk](http://www.jacksonsmodels.co.uk)  
Hornby, Bachmann, Peco, Dapol. Scenics, Javis,  
Peco, Woodland Scenics, Gaugemaster,  
Patronics, Wills, Ratio, Metcalfe, Superquick etc  
Opening Times: Mon, Tue, Fri 9-5,  
Thur 9-7, Sat 10-3 Closed Wed & Sun

## MODEL RAILWAY SHOPS

**Warwick-Metropolis Toys,**  
41B Smith Street, CV34 4JA.  
2nd hand OO, Scalextrics,  
diecasts.  
Tel: 01926 400311  
[www.metropolistoys.co.uk](http://www.metropolistoys.co.uk)

## REPAIRS & SERVICE

**Model Railway Doctor**  
Model Railway Repair Specialist  
Most Makes Undertaken  
DCC Specialist  
Why not visit the website for more information  
[www.modelrailwaydoctor.co.uk](http://www.modelrailwaydoctor.co.uk)  
or tel: 020 8907 7662

## PAINTS

**PHOENIX PRECISION**  
PRECISION PAINTS & CHERRY PAINTS  
The Original and still the best

**CHURCHWARD MODELS**  
**DMR Products**  
Etched Brass Steam Locomotive Kits and Fittings  
Steam Locomotive Name and  
Number Plates.  
& Kits and bits from  
**No Nonsense Kits**  
[www.phoenix-paints.co.uk](http://www.phoenix-paints.co.uk) [sales@phoenix-paints.co.uk](mailto:sales@phoenix-paints.co.uk)  
01268 730549

## SIGNALS & LIGHTING

**CR Signals**  
Lights, signals & kits to bring your layout to life  
N Gauge & OO Gauge

- Signals • Lights • Signal & Light Kits
- Trackside items • Wire & Accessories

For the latest price list and order form  
Please email [info@crsignals.com](mailto:info@crsignals.com)  
[www.crsignals.com](http://www.crsignals.com)  
CR Signals 'Birkby' 5 The Crescent,  
Doncaster Road, Rotherham S65 1NL

## TRANSFERS

**Railtec Transfers**  
waterslide transfers  
for all gauges & hobbies

Large catalog of UK & Irish rail  
"In a class of their own and a joy to use."  
Pete Waterman, OBE DL  
[www.railtec-models.com](http://www.railtec-models.com)

# JULY ISSUE

COPY DEADLINE:  
**18th MAY**  
ON SALE:  
**9th JUNE**



## TOY & TRAIN FAIRS

**Haydock Park** Sunday 22nd May 2016, 10.30 – 3 Haydock park racecourse The exhibition centre, WA12 0HQ – M6 Junction 23 – 1 mile Up to 80 tables Admission adults £2.00 Children 50p. Contact: Barry Stockton on 0151-334 3362

**RUGBY EVENING TOY & TRAIN COLLECTORS FAIR**, The Benn Hall, Newbold Road, Rugby, Warwickshire, CV21 2LN Tuesday 24th May 2016 80 stalls 7pm – 9pm Adults £1.50 Seniors £1.20 Children 50p www.bpfairs.com Tel 01604 846688

**SANDOWN PARK TOY & TRAIN COLLECTORS FAIR** Europe's No1 Toy Collectors Fair Sandown Exhibition Centre, Sandown Park Racecourse, Portsmouth Rd, Esher, Surrey, KT10 9AJ Saturday 28th May 2016 10.30am-3pm Adults £6 Seniors £5.50 Children £2 www.bpfairs.com Tel 01604 846688

**STAFFORD SHOWGROUND TOY & TRAIN COLLECTORS FAIR** The Prestwood and Argyle Centres, Stafford Showground, Weston Road, Stafford ST18 0BD Sunday 12th June 2016 10.30am-3pm 280 stalls Adults £3.50 Seniors £3 Children £1 www.bpfairs.com Tel 01604 846688

**TEESIDE TOY & TRAIN FAIR**, Sunday 29th May 2016. 10.30 – 3pm. Thornaby Academy, Baysdale Rd Thornaby, Stockton on Tees, TS17 9DB. (3 mins off A19, next to A174), opposite McDonalds. Adults £3 Children £2 Senior Citizens. £2. Jim Corr 0750 4035955, Email: jim\_corr73@hotmail.co.uk

**TOY & TRAIN COLLECTORS FAIR**, 2nd July (Sat) & 3rd July (Sun) 10:00am – 5:00pm LOCOMOTION, NATIONAL RAILWAY MUSEUM, SHILDON, CO. DURHAM. DL4 2RE Trade stands, working and static layouts. Admission Free. Tel: 07804 586477 email: nedcc1985@outlook.com

To advertise here  
please contact

# HOLLIE KEELING

on

# 01780 755131

[hollie.keeling@keypublishing.com](mailto:hollie.keeling@keypublishing.com)

## WANTED

# Tri-angman

**Specialist in Model Railway**

Tri-ang, Hornby, Bachmann, Wrenn, Minic, etc

**BUY & SELL HARD TO FIND ITEMS & COLLECTABLES**

Find me on [www.tri-angman.co.uk](http://www.tri-angman.co.uk)

Tel: 07966 333605 Email: [laurence@tri-angman.co.uk](mailto:laurence@tri-angman.co.uk)

## BACK ISSUES

Complete your  
collection with our  
range of back issues.

ONLY  
£4.20



## TO ORDER

VISIT

[www.keypublishing.com/shop](http://www.keypublishing.com/shop)

CALL

UK: 01780 480404

Overseas: +44 1780 480404

\*P&P free on all UK + BFPO orders. Overseas charges apply.



**NEW**  
FOR 2016

# HORNBY®

**2016**  
HANDBOOK

**JUST**  
**£7.99\***

## THE FIRST HORNBY HANDBOOK

**EXCLUSIVE: FULL 2016 RANGE PREVIEW!**

# HORNBY®

**2016**  
HANDBOOK



Beginners guides

Prototype history

Model construction



PRODUCTS • DETAILING • PROJECTS [www.hornby.com](http://www.hornby.com)

## AND MUCH MORE!

Bringing together full details on Hornby's 2016 range together with practical guides to railway modelling this new 140 page special is a great way to start out in railway modelling. Inside the new models from Hornby are listed in full together with detailed histories of the new locomotives. Alongside this are step by step guides to building baseboards, making a station, a tunnel, locomotive detailing and much more.

### FEATURING:

- **Hornby 2016 range preview**  
Full listings for new locomotives, carriages, wagons, buildings and more.
- **Model development**  
Discover how Hornby takes a new project from dream to reality.
- **Planning your first railway**  
A beginners guide to the basics of designing a model railway.
- **Laying down the line**  
A step by step guide to laying track.
- **Prototype surveys**  
Historical features on the 'Merchant Navy', Class 71, 'Q6', 'B12' and Peckett 0-4-0ST.
- **How to make tunnel**  
A step by step guide to building scenery and installing a tunnel.
- **Building a Skaledale station**  
A detailed guide to assembling a realistic station with Skaledale buildings.

## ORDER DIRECT

# JUST £7.99 + FREE P&P\*

\*Free 2nd class P&P on all UK & BFPO orders. Overseas charges apply.

189/16

**Free P&P\*** when you order online at  
[www.keypublishing.com/shop](http://www.keypublishing.com/shop)



Call UK: **01780 480404**  
Overseas: **+44 1780 480404**  
Monday to Friday 9am-5:30pm

## SUBSCRIBERS CALL FOR YOUR £1 DISCOUNT!



**To advertise Contact: Elizabeth Ridge / Sarah Garrod Tel: 01780 755131**  
**Email:** elizabeth.ridge@keypublishing.com or sarah.garrod@keypublishing.com  
**Classifieds: Hollie Keeling Tel: 01780 755131**  
**Email:** hollie.keeling@keypublishing.com

## ADVERTISERS INDEX

4Track Models Ltd	133	Loughborough Model Centre	128
A C Models	133	Magnet Insurance Services Ltd	141
ADM Turntables	133	Megapoints controllers	132
Alresford Toy Museum	117	Metcalfe Models & Toys Ltd	24 & 25
Alton Model Centre	134	Mike Pett	144
Anoraks Anonyms	136	Model Railway Baseboards	142
Aspire Gifts & Models	138	Model Railway Solutions	144
Bachmann-Europe (W.Britain Ltd)	156	Model Railways Direct Ltd	38 & 39
Bringing Back the Brighton Belle	117	Monk Bar Model Shop	144
Bure Valley Railway	138	Morley Controllers	143
C & L Finescale Modelling Ltd	138	Morris Models	144
C & M Models	138	Olivias Trains	143
Church Street Models	134	Osborn's Models	147
Dapol Ltd	155	Oxford Diecast	137
DCC Concepts Pty Ltd	2/3 & 89	Parkwood Arts Ltd	147
DCC Supplies	139	Pennine Models	133 & 142
Digitrains	13	Perth Model Railway Club	142
Durham Trains of Stanley	138	Peters Spares Model Railways Ltd	134
Ellis Clark Trains	66	Pooleys Puffers	144
EMA Model Supplies	138	Rails of Sheffield	86-88
Express Models	142	Ron Lines	150
Finescale Model World Ltd	145	Sankey Scenics	139
Flair Rail	142	Scale Model Scenery Ltd	147
Gas Cupboard Models	142	Scale Scenes	144
Gauge O Guild	130	Seatons Building Services Ltd	145
Gaugemaster Controls Plc	14 & 15	South West Digital	145
Ghost-Signs.com	144	Special Auction Services	134
Gilbow Holdings Ltd	67	Squires Model and Craft Tools	153
Golden Valley Hobbies	147	Stoneybridge Structures	140
Graphic Air	139	Street Level Models	144
Grimy Times	139	The Hobby Shop	140
Harburn Hobbies	143	The Junction Box	132
Hatton's Model Railways	118 & 127	The Model Railway Emporium	141
Heathcote Electronics	140	Train-Tech	145
Hereford Model Centre	105	Trains 4 U	140
Highfield Coachworks	141	Vectis Auctions	143
Hornby Hobbies	104	Warwick & Warwick	131
John Dutfield	149	West London Models	141
Kernow Model Rail Centre	52 & 53	Wickness Models	139
KJB Models	135	Wicor Models	140
Langley Models	140	Widnes Model Centre	147
Lee Marsh	129	York Model Making	141
Loco Boxes	142	YouChoos	147
Locomotion	130	Zimo Elektronik	6

# SQUIRES

## MODEL & CRAFT TOOLS

100 London Rd, Bognor Regis, West Sussex PO21 1DD  
Tel: 01243 842424 Fax: 01243 842525  
Email: sales@squirestools.com www.squirestools.com

**May 14 - PORTSMOUTH** Victory M/Rail Ex, Ad Lord Nelson Sch, Dundas Lane, **P03 5XT**. Sat 10-4.  
**May 21 BOGNOR REGIS** South Downs 7mm NGA Group SWING M/Railway Ex, Felpham Community College, Felpham Way, Bognor Regis, **P022 8EL**. 10 - 4.30. www.swing.model-railway.org.uk.  
**May 21/22 - MIDDLESBOROUGH** Model Rail Exhibition, Settlement Community Centre, Union Street, Middlesbrough, **TS1 5NQ**. Sat/Sun 10 - 5.  
**May 28/29 - GLASGOW** 'O' Gauge Model Railway Ex, Pollokshaws Burgh Hall, Pollokshaws Rd, Glasgow, **G43 1NE**. Sat 10 - 4, Sun 11 - 4. \*Free Parking - Close to Station - \*NOTE Change of Date\*  
**Jun 4 - DONCASTER** Gauge 'O' Guild Summer Show, The Dome Leisure Centre, Doncaster Lakeside, Bawtry Rd, Doncaster, S/Yorks, **DN4 7PD**. Sat 10-4. \*NOTE - New Venue & New Date\* - Interested in Model Boats?? See us at Doncaster Model Boat Show - a short walk from Guild Show!!  
**Jun 4/5 - DONCASTER NORTHERN MODEL BOAT SHOW** Doncaster Deaf Trust, Leger Way, Doncaster, **DN2 6AY**. Sat 10-5/Sun 10-4 Free Parking - Camping on Site (Chargeable) & Restaurant  
**June 4/5 - SHILDON**, Model Railway Ex, Locomotion Museum, Shildon **DL4 1PQ** Sat/Sun 10-5pm.  
**June 25/26 - PERTH** M/Rail Ex, Dewars Ice Rink, Perth, **PH2 0TH**. Sat 10-5.30, Sun 10-5  
**July 2/3 - GUILDFORD** 49th Model Steam Rally & Exhibition, Guildford Model Engineering Society, Stoke Park, London Rd, Guildford Surrey, **GU1 1TU**. Sat 10-6, Sun 10-5.  
**July 9 - HAILSHAM** Scale Model Show, The Civic Community Hall, Vicarage Ln, Hailsham, East Sussex, **BN27 2AX**. Sat 10-4. Inc Dolls Houses, M/Boats, M/Rlways, M/Planes & Scale Plastic Models  
**Aug 6/7 - SOUTHWOLD** Waveney Valley Model Railway Exhibition, Saint Felix School Southwold. **IP18 6SD**. Sat 10 - 5pm Sun 10-4.30pm. \*\*Plenty of FREE Parking\*\*  
**Aug 13 - BEXHILL** Model Railway Exhibition, St. Richards Catholic College, Ashdown Rd, Bexhill-on-Sea, East Sussex, **TN40 1SE**. Sat 10 - 5 \*\*Plenty of FREE Car Parking\*\*  
**Aug 13/14 - SKIPTON** Model Railway Exhibition, Skipton Academy (Formerly Aireville School) Gargrave Road, Skipton, **BD23 1UQ**. Sat 10 - 5, Sun 10 - 4. www.skiptonrailsoc.org.uk  
**Sept 3/4 - TELFORD GUILDEX 2016**, O Gauge Ex & Trade Show, The Telford Ex Centre, St. Quentin Gate, Telford, **TF3 4JH**. Sat 10 - 5, Sun 10 - 4. Coming to Telford? - Why not try Sunday? - the show is less busy - see more of the layouts AND a lot easier to get to our stand!!! :-)  
**Sept 10/11 - SWINDON** Railway Festival STEAM Museum of the Great Western Railway, Fire Fly Ave, Swindon, **SN2 2EY**. Sat/Sun 10 - 5 Tel 01793 466646, steammuseum@swindon.gov.uk  
**Sept 17 - CRAWLEY** Seaboard Southern American Model Railroad Show Charis Centre, West Green Drive, Crawley, W/Sussex, **RH11 7EL** Sat 10-5  
**Sept 17/18 - AYR** Model Railway Exhibition The Citadel Leisure Centre, Ayr. **KA7 1JB**. \*Modern Venue with easy access & FREE car parking.\* Saturday 10 - 5 / Sunday 10 - 4  
**Sept 24/25 - HALIFAX** M/Railway Ex, North Bridge Leisure Centre, Halifax, **HX1 1XH**. Sat/Sun 10-5.  
**Sept 24/25 - WORTHING** M/Railway Exhibition, Durrington High School, The Boulevard, Durrington, Worthing, **BN13 1LA** Sat 10 - 4.30 \*\*Enlarged show this year - Extra Hall of Exhibits and layouts\*\*  
**Oct 1/2 - FAREHAM** Fareham & District M/Rail Exhibition, Fareham Leisure Centre, Park Lane, Fareham, Hampshire, **PO16 7JU**. Saturday 10-5.30, Sunday 10.00 - 16.30. \*\*\*50th Anniversary\*\*\*  
**Oct 1/2 - FOLKESTONE** Folkestone, Hythe & District Model Railway Exhibition, The Leas Cliff Hall, Folkestone, Kent. **CT20 2DZ**. Saturday 10 - 5.30, Sunday 10.00 - 5.  
**Oct 8/9 - ALDERSHOT** Farnham Model Railway Club Exhibition, Connaught Leisure Centre, Tongham Rd, Aldershot, Hants. **GU12 4AS**. Sat 10 - 5, Sun 10 - 4.30  
**Oct 8/9 - SHILDON**, M/Rail Exhibition, Locomotion Museum, Shildon **DL4 1PQ** Sat/Sun 10 - 5pm.  
**Oct 15/16 - DUNDEE** M/Rail & Model Show Sports Centre, Mains Loan, Dundee, Angus **DD4 7AA**.  
**Oct 15/16 - UCKFIELD** M/Rail Exhibition, Uckfield Civic Centre, Uckfield. **TN22 1AE**. Sat/Sun 10-5.  
**Oct 15/16 - CARDIFF** Model Railway Exhibition, Ysgol Gyfun Gymraeg Glantaf (Former Glantaf High School), Bridge Road, Landaf North, Cardiff, **CF14 2JL** Sat 10-5/Sun 10-4.  
**Oct 22 - CHICHESTER** M/R Ex, Boy's H/Sch, Kingsham Rd, Chichester, W.Sussex. **PO19 8AE**. 10-5.  
**Oct 29/30 - HAZEL GROVE STOCKPORT** Hazel Grove & District M/Rail Society Exhibition, Hazel Grove Rec. Centre, Jacksons Ln, Hazel Grove, Stockport, Cheshire, **SK7 5JX**. Sat 10-5, Sun 10-4. \*\*\*50th Anniversary - larger show with an extra hall - plenty of FREE parking\*\* - www.hgdmrs.org.uk  
**Oct 29/30 - LEEDS** The Leeds Model Railway Society, Model Railway Exhibition, The Grammar Sch, Alwoodley Gates, Harrogate Rd, Leeds, **LS17 8GS**. Sat 10 - 5, Sun 10 - 4.30  
**Oct 29/30 - ABERDEEN** M/Rail Exhibition RGU, Garthdee, Aberdeen, **AB10 7GE** Sat 10-6/Sun 10-4.  
**Nov 5 - HIGH WYCOMBE** - WYCRAIL 16 Model Railway Exhibition, Cressex Community School, Cressex Rd, High Wycombe, Bucks **HP12 4UD**. Sat 10 - 5  
**Nov 5 - ANGMERING** W.Sussex Area Group N Gauge Society Model Railway Exh, Angmering School, Greenwood Drive, Station Rd, Angmering, **BN16 4HH**. Sat 10 - 5 \*Short Walk Angmering Station\*  
**Nov 5/6 - CREWE** Alsager Model Railway Exhibition, Legend Conference & Leisure Centre, Bentley Motors Ltd, Sunnysbank Road, Crewe, Cheshire, **CW2 8WD**. Sat 10-4.30, Sun 10-4 \*\*\*NEW VENUE\*\*  
**Nov 12/13 - TELFORD** IPMS SCALE MODEL WORLD 2016 The Telford Exhibition Centre, St. Quentin Gate, Telford, **TF3 4JH**. Sat 10-6, Sun 10-4.00 Free Entry for IPMS Members.  
**Nov 12/13 - SPALDING** Model Railway Exhibition, Springfields Event Centre, Camelgate, Spalding, **PE12 6ET**. Sat 10-5, Sunday 9.30 - 4.30.  
**Nov 18 - 20 - WAKEFIELD** 55th Model Railway Exhibition, Thornes Park Athletics Stadium, Horbury Road, Wakefield, **WF2 8TY** Fri 5.30-9. Sat 10-6, Sun 10-5  
**Nov 19/20 - WORKINGTON** Model Rail Show, University of Cumbria, Energus Building, Blackwood Rd, Lillyhall Estate, Workington, Cumbria, **CA14 4JW**. Sat 10 - 5, Sun 10 - 4.  
**Nov 26/27 - BIRMINGHAM** - Warley National M/Rail Ex Hall 5, NEC Birmingham **B40 1NT** Coming to Warley? - Why not come on the Sunday?? - the show is much quieter!!! See more of the layouts and a lot easier to get to our stand!! Centre Piece Locomotive Attraction + Junior Modeller Sponsored by Squires.  
**Dec 3 - ISLINGTON** - The Toy Soldier Show London, The Islington Business Design Centre, 52 Upper Street, London, **N1 0QH** Saturday 10.30 - 4pm www.guidelinepublications.co.uk - for more info.  
**Dec 4 - ISLINGTON** - The London Plastic Mod Show "Mind The Gap", The Islington Business Design Centre, 52 Upper Street, London, **N1 0QH** Sunday 10.30 - 4pm www.guidelinepublications.co.uk

### EXHIBITIONS & SHOWS IN 2017

**Jan 14/15 - BOGNOR REGIS** M/Rail Ex, Felpham Community College Felpham Way, Felpham, Bognor Regis, West Sussex **P022 8EL** Sat 10 - 5, Sun 10 - 4.30 \*\*Plenty of Free Parking\*\*  
**Jan 21/22 - CALNE** MODEL RAILWAY EXHIBITION Calne Leisure Centre, White Horse Way, Calne, Wilts. **SN11 0SP** Free parking, Sat/Sun 10-5 - \*\*Enlarged Show for 2017\*\*  
**Jan 28/29 KENDAL** M/Railway Exhibition Leisure Centre, Burton Rd, Kendal, **LA9 7HX** Sat/Sun 10-5  
**Feb 24 - 26 - GLASGOW** Model Rail Scotland, Scottish Exhibition Centre, Glasgow, **G3 8YW**. Friday 10.30 - 6, Saturday 9.30 - 6, Sunday 9.30 - 5. Coming to Glasgow? Why not try Saturday?? or Sunday??? The show is less busy - see much more of the layouts AND a lot easier to get to our stand!! :-)  
**Mar 4/5 - PRESTON** Preston & District Model Railway Exhibition, Sports Hall, Preston College, St Vincents Road, Fulwood, Preston, Lancashire, **PR2 8UR**. Sat/Sun 10 - 5pm  
**Mar 11/12 - HUNTINGDON** East Anglian Model Railway Exhibition, The Britten Arena, Wood Green Animal Charity Centre, Huntingdon, **PE29 2NH** Sat 10 - 5, Sun 10 - 4 \*\*Plenty of FREE Parking\*\*  
**April 22 - NORWICH** M/Railway Exhibition, Hellesdon High School, Norwich **NR6 5SB**. Sat 10 - 4.30pm.  
**May 14 - STAFFORD** G Rail 2017 G-Scale Society Show, Stafford County Showground, Weston Rd, Stafford, **ST18 0BD**. Plenty of FREE Parking. Sun 10-5. Features Normal Squires Stand for all Scales

New Tools Shop Extension Opening Soon.

New Printed Mail Order Catalogue to be published soon - reserve your copy now.

Exhibition Invitations always welcomed.



# NEXT ISSUE

## Low Yard Junction

Gary Atkinson sought something different from his latest 'N' gauge exhibition layout with greater operational potential and multiple routes. The result is Low Yard Junction – a 16ft long layout which has a double-track main line, two branch lines, carriage sidings and a depot all ready for action.




**NEW  
PROJECT**

**TESTING,  
TESTING...**

We've always got a new project in store, but this time we are taking our testing facilities to a new level with development of a brand new 'O' gauge test track in the Hornby Magazine office. Read the full story of this new diversion in an extended Staff Projects next issue...

### Digital control panel

Frustrated by accessory addresses and multiple button pressing? DCC Concepts believes it has the answer with its Alpha Panel circuit boards and switches. We put these impressive and simple products to the test with a fully built control panel for our 'N' gauge test track which features a massive 45 points!



**THE NEXT ISSUE OF  
HORNBY**  
magazine

is on sale June 9 2016

**DON'T MISS IT!**

## Network SouthEast 30 year anniversary

Next month we celebrate 30 years since the formation of BR's Network SouthEast sector in June 1986 with a special Train Formations illustrating 30 NSE trains you can model, the story of the sector in Railway Realism and more.



**PLUS**

We'll be reviewing all the latest models, reporting the latest news, showcasing your layouts in Reader Projects, answering your questions in the Enquiry Office and taking you behind the scenes at the Hornby Magazine workshop to help you get the most out of your modelling projects.



# dapol

model railway company

Tel: 01691 774455  
Fax: 01691 778866  
e-mail: sales@dapol.co.uk

www.dapol.co.uk

Dapol Limited, Gledrid Industrial Park, Chirk, Wrexham, LL14 5DG

## May Releases

### N GAUGE

#### Collett Coach



- 2P-000-056** - Collett Coach GWR Crest Choc & Cream Comp 7023
- 2P-000-057** - Collett Coach GWR Crest Choc & Cream Comp 7047
- 2P-000-157** - Collett Coach GWR Crest Choc & Cream 3rd Class 1116
- 2P-000-158** - Collett Coach GWR Crest Choc & Cream 3rd Class 1096
- 2P-000-281** - Collett Coach GWR Crest Choc & Cream Brake Comp 6541
- 2P-000-282** - Collett Coach GWR Crest Choc & Cream Brake Comp 6532

#### Gresley Coach



- 2P-011-007** - Gresley LNER Teak 3rd Class 60641
- 2P-011-008** - Gresley LNER Teak 3rd Class 60637
- 2P-011-009** - Gresley LNER Teak 3rd Class 60655
- 2P-011-303** - Gresley LNER Teak Buffet 9115

*Also released this month include;*

- 2F-027-007** - Silver Bullet - Ermewa 33 87 789 8004-9
- 2F-027-008** - Silver Bullet - Ermewa 33 87 789 8013-0
- 2P-003-000** - B Set Coach Twin Pack GWR Cities Crest 6447 & 6448
- 2F-003-003** - B Set Coach Twin Pack Great Western 6894 & 6895
- 2F-003-005** - B Set Coach Twin Pack BR Crimson 6975 & 6976
- 2S-002-003** - Schools Malvern 929 SR Malachite Green
- 2S-002-003D** - Schools Malvern 929 SR Malachite Green DCC
- 2S-002-004** - Schools Merchant Taylors 910 SR Maunsell Olive Green Lined
- 2S-002-04D** - Schools Merchant Taylors 910 SR Maunsell Olive Green Lined DCC
- 2F-034-027** - 21T Hopper - Doncaster Coalite 576
- 2F-034-028** - 21T Hopper - Doncaster Coalite 576 Weathered
- 2F-038-041** - 20T Steel Mineral - GWR 33250
- 2F-038-042** - 20T Steel Mineral - GWR 33250 Weathered
- 2F-060-010** - Grampus - BR Black DB990488
- 2F-060-011** - Grampus - BR Black DB990412
- 2F-060-012** - Grampus - BR Black DB990653
- 2F-060-013** - Grampus - Taunton Concrete Olive Green DB986708

### OO GAUGE

#### IOA



- 4F-045-005** - IOA Network Rail Ballast Wagon 3170 5992 118-7
- 4F-045-006** - IOA Network Rail Ballast Wagon 3170 5992 107-0
- 4F-045-007** - IOA Network Rail Ballast Wagon 3170 5992 091-6
- 4F-045-008** - IOA Network Rail Ballast Wagon 3170 5992 115-3

#### Stanier Coach



**C106D** 57 FT Stanier Corridor Brake BR Carmine & Cream M5532M

*Also released this month include;*

- 4F-027-005** - Silver Bullet NACCO/ECC 33 87 789 8047-8
- 4F-027-006** - Silver Bullet NACCO/ECC 33 87 789 8102-8
- 4F-027-007** - Silver Bullet NACCO/ECC 33 87 789 8119-5 Weathered
- 4F-027-008** - Silver Bullet NACCO/ECC 33 87 789 8057-7 Weathered
- 4F-031-027** - 6 Wheel Milk Tank - SR United Dairies
- 4F-031-028** - 6 Wheel Milk Tank - SR United Dairies Weathered
- 4F-080-110** - 8 Plank - Monckton
- 4F-080-111** - 8 Plank - Monckton Weathered
- 4F-040-017** - 4 Plank - H Hotson 22
- 4F-040-018** - 4 Plank - H Hotson 22 Weathered

*All product release dates correct at time of going to press*

APPROVED

**DAPOL ★ GOLD ★**  
STOCKISTS

**The following retailers carry stocks of all new monthly products**

ALTON: **Alton Models** tel: 01420 542244

ARUNDEL: **Gaugemaster** tel: 01903 884321

BARROW IN FURNESS: **Crafty Hobbies** tel: 01229 820759

BIDEFORD: **Osborn's Models** tel: 01237 423453

BURTON-ON-TRENT: **The Tutbury Jinny** tel: 01283 814777

CARLISLE: **C & M Models** tel: 01228 514689

CHELTHENHAM: **Cheltenham Models** tel: 01242 523117

HEREFORD: **Hereford Model Shop** tel: 01432 352809

KIDDERMINSTER: **DMB/Footplate Models** tel: 01562 750076

LIVERPOOL: **Hattons** tel: 0151 733 3655

NANTWICH: **Trident Trains** tel: 01270 842400

NORTH LANCING: **Morris Models** tel: 01903 754850

SHEFFIELD: **Rails of Sheffield** tel: 01142 551436

STROUD: **ANTICS** tel: 01453 825381

SHEPTON MALLET: **East Somerset Models** tel: 01749 880651

WORCESTER: **DCC Supplies** tel: 01905 621999

YORK: **Monk Bar Model Shop** tel: 01904 659423



# Wickham Trolley Car

## OO Scale Model Permanent Way Vehicle

**32-993 BR Engineers Yellow with Wasp Stripes**

- Accurate Type 27 trolley and trailer
- Electrical pick-up from both vehicles
- 2 types of radiator grills
- Used country wide
- Correct pattern wheels
- 75mm long with trailer

ERA  
7



**32-992** Wickham Trolley Car  
BR Engineers Yellow

ERA  
6



**32-991** Wickham Trolley Car  
BR Maroon

ERA  
4/5



*Detailed windows with wipers*



*Canvas sides 'rolled up'*



*Static turntable on rear*

Era 4/5 = 1948 - 1966

Era 6 = 1967 - 1971

Era 7 = 1971 - 1982