

WIN HORNBY '15 GUINEA' TRAIN PACK **WORTH £300**

Closing date 25/9/2018

20 PAGES OF NEW
**PRODUCTS
& REVIEWS**

HORNBY

Issue 135 **September 2018** USA \$12.99 · CAD \$13.99 · AUS \$13.20 **UK £4.50** **magazine**

www.hornbymagazine.com


REVIEWS



- Kernow's third 'OO' Bulleid diesel
- Minerva 'O' sound fitted '57XX'
- TMC 'OO' bolster and plate wagons
- Rails 'OO' dynamometer car

WE SHOW YOU HOW

TRACK LAYING TIPS



Expert advice to make
your trackwork the best

START OUT IN BRASS



Learn the basics of etched
metal kit construction in
our detailed guide

CORPORATE BLUE

Step back
to the
1980s at
Reevy
Road in
'OO' gauge



LATEST NEWS

- Hornby reveals decorated 'OO' gauge LNER 'Toad' brake vans
- Exclusive VIP tickets for the **Great Electric Train Show**

KEY



09 ▷

9 771753 246083

The Hornby logo is a yellow rectangular box with a red border containing the word "HORNBY" in red capital letters.

GOOD AS GOLD

THE 15 GUINEA SPECIAL

IT57: THE FINAL TOUR OF BRITISH RAIL STEAM



R3607 - LIMITED EDITION PACK

BR, Class 7 Standard 'Britannia' Class, 4-6-2, 70013
'Oliver Cromwell' - Era 5

The last mainline passenger train to be hauled by steam traction under British Rail, on August 11, 1968, the preparations for IT57 had been considerable; five operational steam locomotives had to be retained on the books until after the tour, their footplate crews rostered to work with steam for one last time. Behind the scenes, special commemorative tickets and brochures were being printed, while special 'British Rail runs out of Steam' posters, were distributed to stations.

2018 marks the 50th anniversary since the last steam hauled passenger train under British Rail was in service.

Celebrate the occasion and order
The 15 Guinea Special Train Pack today!



BR, Mk1 Brake Second Open, E9223 - Era 5



BR, Mk1 Tourist Second Open, M4933 - Era 5



BR, Mk1 Tourist Second Open, M4995 - Era 5

LIMITED
EDITION
-1000-

Visit www.hornby.com to find your nearest retailer or call **01843 233512** to place your order today



FINAL APPLAUD FOR CLAUD

A popular and successful design of 4-4-0 tender engine, the first of the Great Eastern Railway class S46 locomotives, No. 1900 was the only member of the class to be named, taking the name Claud Hamilton. Starting life as an S46 (D14), Claud Hamilton was converted to a D16/3 in May 1936. Renumbered four times, the locomotive spent most of its life allocated to Stratford Shed.

Upon being withdrawn from service on May 27, 1947, the nameplates were then transferred to No. 2546, until that locomotive was also scrapped in 1957.



LIMITED
AVAILABILITY

ORDER
NOW

R3433
LNER, D16/3 Class, 4-4-0, 8900
'Claud Hamilton' - Era 3

CAPTURE THE ERA WITH THESE 1940s LNER THOMPSON COACHES



R4572A LNER Thompson Non-corridor (Lavatory) Composite Coach, Teak



R4573A LNER Thompson Non-corridor 3rd Class Coach, Teak



R4574A LNER Thompson Non-corridor 3rd Class Brake Coach, Teak

Visit www.hornby.com to find your nearest retailer or call **01843 233512** to place your order today



www.hornby.com

HORNBY magazine

September 2018

Editor: Mike Wild

Assistant Editor: Mark Chivers

Senior Designer: Steve Diggle

Sub-editor: Andrew Roden

Group Editor - Transport: Roger Mortimer

Contributors: Evan Green-Hughes, Brian Stephenson, Tim Shackleton, Nigel Burkin, Graham Gaches, Julia Scarlett, Trevor Jones, David Dann-Gibbons, Gilbert Barnatt, Kevin Jagger and John Emerson.

EDITORIAL ADDRESS

Hornby Magazine, Key Publishing,
PO Box 100, Stamford, Lincolnshire PE9 1XQ
Tel: 01780 755131

Email: hornbymagazine@keypublishing.com

Website: www.hornbymagazine.com

ADVERTISING

Advertising Manager: Sarah Jarman

Email: sarah.jarman@keypublishing.com

Telephone: 01780 755131

Sales Executive: Liz Ridge

Email: elizabeth.ridge@keypublishing.com

Telephone: 01780 755131

Advertising Production/Design: Kay Townsin

Tel: 01780 755131

Fax: 01780 757261

Email: kay.townsin@keypublishing.com

ADVERTISING ADDRESS

Hornby Magazine, Key Publishing Ltd,
PO Box 100, Stamford, Lincolnshire PE9 1XQ

SUBSCRIPTIONS/MAIL ORDER

PO Box 300, Stamford, Lincolnshire PE9 1NA, UK

Tel: 01780 480404

Email: Subscriptions - subs@keypublishing.com

Email: Mail Order - orders@keypublishing.com

PUBLISHING

Publisher: Adrian Cox

Group CEO: Adrian Cox

Commercial Director: Ann Saundry

Group Marketing Manager: Martin Steele

Webmaster: Simon Russell

Registered Office: Units 1-4, Gwash Way Industrial Estate,
Ryhall Road, Stamford, Lincolnshire PE9 1XP

PRINTING

Precision Colour Printing Ltd, Haldane, Halesfield,
Telford, Shropshire TF7 4QQ.

DISTRIBUTION

Seymour Distribution Ltd.,
2 Poultry Avenue, London.
EC1A 9PP

Tel: 020 7429 4000



KEY STORE FINDER

To find a stockist near you,
visit www.hornbymagazine.com

Having difficulty obtaining your copy of *Hornby Magazine*?
Please contact the subscriptions team using the details above.



© Key Publishing Ltd 2017

All rights reserved. No part of this magazine may be reproduced or transmitted in any form by any means, electronic or mechanical, including photocopying, recording or by any information storage and retrieval system, without prior permission in writing from the copyright owner. Multiple copying of the contents of the magazine without prior written approval is not permitted.

Material sent to the Editor, whether commissioned or freely submitted, is provided at the contributor's own risk. Key Publishing Ltd cannot be held responsible for loss or damage howsoever caused.

The opinions and views expressed by authors and contributors within *Hornby Magazine* are not necessarily those of the Editor or Key Publishing.

We are unable to guarantee the bona fides of any of our advertisers. Readers are strongly recommended to take their own precautions before parting with any information or item of value, including, but not limited to, money, manuscripts, photographs or personal information in response to any advertisements within this publication.

HORNBY is a registered trade mark of Hornby Hobbies Limited and is used under licence.



Audit Bureau of Circulation 27,124
newsstand and digital sales.

Hornby Magazine is published on the
second Thursday of each month
preceeding the cover date.

ISSN 1753-2469

ISSUE
135

HORNBY magazine

LATEST OFFERS

See pages 64-65 for full details.

Wendover

The famous Great Central Main Line London Extension in its LNER heyday is the subject of **DAVID DANN-GIBBONS'** marvellous 'OO' layout, as he explains.



WE SHOW YOU HOW!

28 WORKBENCH

Tim Shackleton guides you through building etched metal kits using his easy-to-follow hints and techniques.

34 BASIC ELECTRICS

Mike Wild heads back-to-basics and demonstrates how to add a passing loop to your track plan with insulated and live frog turnouts with analogue control.

p44



38 OPERATION

Gilbert Barnatt explains how he developed realistic train formations and operation for his Peterborough North 'OO' gauge layout.

44 CONSTRUCTION

Nigel Burkin shares six top tips to improve your track laying.

88 DIGITAL CONTROL

Heljan's 'O' gauge Class 05 diesel shunter receives a digital sound makeover. Mike Wild shows you how.



p28



Inside...

7

EDITORIAL

Mike Wild introduces the latest issue of *Hornby Magazine*.

8

UPDATE

All the latest news from Hornby, Kernow Model Rail Centre, Ellis Clark Trains, Heljan, Bachmann, Accurascale and more. Plus we launch VIP tickets for the Great Electric Train Show and you could win a Hornby 'OO' gauge '15 Guinea' train pack worth £300 in our exclusive competition.



18

WENDOVER

David Dann-Gibbons looked to the Chiltern Hills in the 1930s when developing his impressive Great Central Railway London Extension inspired 'OO' gauge layout.

50

HORNBY POST

Your views, opinions and comments from the *Hornby Magazine* postbag.

54

REEVY ROAD WEST

Set in the West Riding of Yorkshire, Bradford Model Railway Club looked close to home for inspiration when developing its BR blue era 'OO' gauge exhibition layout, as Kevin Jagger explains.

80

REALITY CHECK

Evan Green-Hughes recalls British Railways' hugely-popular 'Britannia' class 'Pacifics'.

96

GIFFORD STREET

John Emerson affords us one last look at his magnificent 46ft x 16ft 'O' gauge layout, set in the North West during the 1960s.

106

RAILWAY REALISM

Evan Green-Hughes remembers one of the last main lines to be constructed in this country - the London extension of the Great Central Railway.

110

STAFF PROJECTS

Mike Wild turns his attention to ballasting the recently extended main lines on *Hornby Magazine's* 'OO' gauge layout Topley Dale, with a surprising twist.

112

SHOW GUIDE

Hornby Magazine's comprehensive guide to forthcoming events.



FIRST REVIEWS



p66

- 66 KERNOW'S 'OO' BULLEID 1-CO-CO-1 10203**
- 70 RAILS' LNER DYNAMOMETER CAR IN 'OO'**
- 76 MINERVA'S SOUND-FITTED GWR '57XX' 0-6-0PT**
- 78 TMC'S 'OO' BOLSTER AND PLATE WAGONS**

ALSO REVIEWED...

66

Another bumper selection of new releases from Bachmann, Gauguemaster, Hornby, Kernow Model Rail Centre, Minerva Model Railways, Rails of Sheffield, TMC, Masterpiece Figures and more.



p72

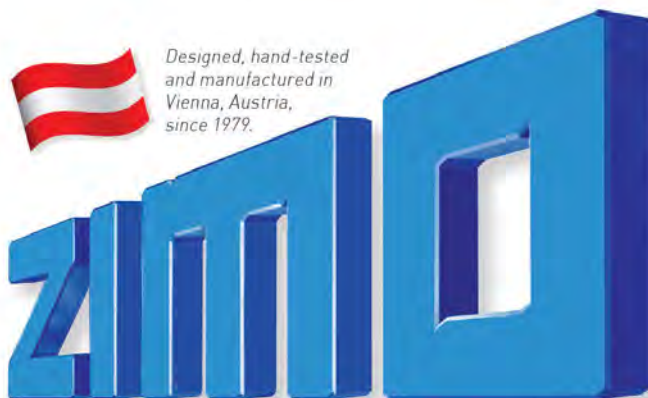
Paying more
than £100 for sound?
It's time to think again!

£99

Premium ZIMO sound decoder*
with a FREE pre-loaded
British sound project



Designed, hand-tested
and manufactured in
Vienna, Austria,
since 1979.



New loco?
You no longer need to
skimp on your decoder choice.

£20

Quality ZIMO motor decoder*
with back-EMF sampling
and RailCom™

PREMIUM QUALITY SOUND DECODERS TO SUIT EVERY APPLICATION

A family of reliable, powerful and highly-specified DCC sound decoders and accessories to suit all scales and gauges. ZIMO's legendary silky-smooth motor control obtains optimal performance from all mechanisms, including coreless.



MX649 Micro-sized sound
 MX658 & MX659 Next 18 options
 MX648 Ideal for 'N' gauge
 MX644 21-pin solution
 MX645 Best seller in '00'
 SC68 Supercap Stay alive for MX645
 MX699 'O' gauge excellence

THE 'NEXT GENERATION' SPEAKERS THAT EVERYONE IS TALKING ABOUT

A range of miniaturised speakers, with matching resonance chambers, provide incredible sound quality for their size. Optimised solutions to suit 'N', '00' & 'O' gauges, including several powerful 3D-printed twin-speaker arrangements.



LS 12x08x08 Micro cube 1W
 LS 15x11x09 Sugar cube 1W
 LS 18x13x13 Cube 1W
 LS 26x20x08 3D optimised 1W
 LS 40x20x09 3D optimised 1W
 LS 40x22x09 Twin speaker 2W
 LS 50x15x14 Twin speaker 2W
 LS 55x22x09 Twin speaker 2W

COMPREHENSIVE BRITISH & CONTINENTAL SOUND LIBRARY

An extensive collection of **steam**, **diesel** and **electric** locomotive sound projects is available from these trusted **accredited specialists**. Your choice of project will be loaded on to a ZIMO sound decoder, with **full customer support** provided as standard.

YOUCHOOS	www.youchoos.co.uk	08447 725052	Online, telephone and exhibitions
DIGITRAINS	www.digitrains.co.uk	01522 527731	Shop, online, telephone and exhibitions
COASTAL DCC	www.coastaldcc.co.uk	01473 710946	Shop, online, telephone and exhibitions
MR SOUNDGUY	www.mrsoundguy.co.uk	01983 531443	Online and telephone

ASK FOR ZIMO BY NAME AND PURCHASE WITH CONFIDENCE

The ZIMO range encompasses the flagship MX10 command station and MX32 handset, along with a wide range of sound, motor, function and accessory decoders (to suit all connection types). Compatible miniature speakers, stay-alive modules and accessories are also available. These products are available only from these officially approved retailers, including: **DCC Train Automation** 01823 429309; **Mark's Trains** 07515 436396; **Wickness Models** 01387 738175; **EDM** 01904 331973; **AGR Model Store** 01525 854788. **SCC** 01865 730455; **RAIL EXCLUSIVE** (Distributor) 01780 470086.

*Prices exclude P&P; Sound offer: MX644/MX645/MX648/MX649/MX658/MX659 (from retailers that offer sounds); Motor offer: MX600/MX618/MX622N/MX638D; RailCom is a trademark of Lenz GmbH.

Beware of imitations! Genuine ZIMO products can be distinguished by the blue-themed blister packaging and English language instructions.

Welcome

THE EDITOR'S PAGE



The diversity of the model railway hobby is virtually limitless. This issue we've collected three layouts from different eras, all of which have very different personalities reflecting the period

that their builders set out to recreate.

The cover layout is Bradford Model Railway Club's latest 'OO' gauge project which models the 1970s and 1980s in West Yorkshire - a time when industry was cleaning up and British Rail's corporate blue was the colour to be seen. Meanwhile David Dann-Gibbons' model of Wendover on the Great Central Railway London Extension rewinds the clock to the 1930s when the London and North Eastern Railway operated, interestingly, side by side with the Metropolitan Railway on the route from Aylesbury into London Marylebone station.

Modelling the 1930s, naturally, requires a totally different eye to that for the corporate blue era, not least because colour images of

the period are much more difficult to acquire. However, David has done a tremendous job in modelling Wendover station in 'OO' - so much so that we have gone back in time to research the GCR London Extension for Railway Realism in this issue offering a greater insight into this fascinating route.

Our third layout is altogether different again. Gifford Street by John Emerson is built in 'O' gauge and models the 1960s when steam was giving way to diesel traction at an alarming rate. Heavily weathered steam locomotives on long freights rub shoulders with the new 'clean' diesels here. Moreover, this is the last time you will see new images of this former exhibition layout, as it has since been dismantled to make way for John's new 'O' gauge layout.

Mention of the change from steam to diesel traction brings me to this issue's competition prize. We have joined forces with Hornby to offer its soon to be released '15 Guinea Special' train pack containing 'Britannia' 4-6-2 70013 *Oliver Cromwell* and three Mk 1 carriages as the prize. This was one of the locomotives which brought down the curtain on BR operated main line steam on August 11 1968 - this month marking 50 years since

that day. Plus, if you like the 'Britannias' we've got the full story on their development and stunning images from the likes of W.J. Verden Anderson to illustrate them at work.

Beyond this you can expect all the latest model railway news and reviews including the full story on Rails' LNER Dynamometer Car, Kernow's third Bulleid diesel and TMC's bolster and plate wagons for 'OO' gauge plus the sound equipped version of the '57XX' for 'O' gauge by Minerva Model Railways.

This issue also marks the launch of our new limited edition VIP tickets for the Great Electric Train Show. It offers a bumper package consisting of two-day entry, priority parking, discount vouchers and more for the event weekend - and we've announced new layouts for the line up too. If you haven't already got the date in your diary, we'd like to see as many readers as possible at the new venue of the Arena MK on October 13/14.

Happy modelling!

Mike Wild

Mike Wild
Editor, Hornby Magazine

IN YOUR MAGAZINE SEPTEMBER 2018

WIN! '15 GUINEA' TRAIN PACK

14 Your chance to win Hornby's soon to be released train pack to mark the end of steam in August 1968.



REVIEWED

- Kernow's third 'OO' Bulleid diesel
- Minerva 'O' sound fitted '57XX'
- TMC 'OO' bolster and plate wagons
- Rails 'OO' dynamometer car

TRACK LAYING TIPS

44 Nigel Burkin reveals his top tips for laying perfect track in this six point guide suitable for all scales and gauges.

START OUT IN BRASS

28 Tim Shackleton shows you how to start working with etched metal kits to enhance your layout and stock roster.

WIN! HORNBY '15 GUINEA' TRAIN PACK (WORTH £300)

20 PAGES OF NEW PRODUCTS & REVIEWS

HORNBY magazine

Issue 135 September 2018 USA \$29.99 CAD \$19.99 AUS \$13.20 UK £4.50

REVIEWS

- Kernow's third 'OO' Bulleid diesel
- Minerva 'O' sound fitted '57XX'
- TMC 'OO' bolster and plate wagons
- Rails 'OO' dynamometer car

WE SHOW YOU HOW

TRACK LAYING TIPS

Expert advice to make your trackwork the best

START OUT IN BRASS

Learn the basics of etched metal kit construction in our detailed guide

LATEST NEWS

- Hornby reveals decorated 'OO' gauge LNER 'Toad' brake vans
- Exclusive VIP tickets for the Great Electric Train Show

CORPORATE BLUE

Step back to the 1980s at Reevy Road in 'OO' gauge

THE LATEST NEWS AND REVIEWS

A round up of the latest products from crews and scenic details to new model launches and more.



FEATURE LAYOUTS

- **Reevy Road West:** Bradford MRC's BR blue era 'OO' gauge exhibition layout.
- **Wendover:** David Dann-Gibbons' 1930s period model of the GCR London Extension in 'OO' gauge.
- **Gifford Street:** A last hurrah for John Emerson's immersive 'O' gauge layout.

LATEST NEWS

- Hornby reveals LNER 'Toad' samples.
- Great Electric Train Show VIP tickets.
- Heljan reveals Class 25/3 for 'OO' gauge.
- Accurascale selects HUO for 'O' gauge.

LNER 'TOAD' VANS GET COLOUR

HORNBY has received the first decorated samples of its new 'OO' gauge London North Eastern Railway (LNER) 'Toad B' and 'Toad E' brake vans. Announced in the 2018 catalogue, four versions will be produced covering LNER and British Railways (BR) colour schemes.

The first samples cover LNER bauxite 'Toad B' 140422 suitable for goods trains on the LNER between 1924 and 1948 (Cat No. R6833) and BR grey 'Toad E' van E178614 - ideal for goods trains on the Eastern Region running in the 1948-1956 period (R6834A).

The LNER 'Toad' vans feature small tension locks in NEM coupling pockets, turned metal wheels, an injection moulded body and separately fitted handrails together with metal buffers. Prices are set at £21.99 per brake van with release expected in November 2018.

● Visit www.hornby.com for more information.

Hornby is modelling both the 'Toad B' and 'E' brake vans. This is the 'B' version.



'Brighton Belle' prepares for its return



The Hornby 'Brighton Belle' five-car Electric Multiple Unit (EMU) is set to return in September 2018 with a train pack containing the driving cars (Cat No. R3606) and a separate

coach pack containing the three centre trailer cars (R4871).

This issue of the 5-BEL models unit 3053 in Pullman umber and cream with small yellow warning panels suitable for the mid to late

1960s period. The full five car train requires an 8-pin DCC decoder to operate with digital control and also now has Roco style close couplings together with new lighting circuits to make it

simpler to couple and uncouple.

Prices are set at £199.99 for the power cars (R3606) and £179.99 for the trailer car pack (R4871).

● Visit www.hornby.com for more information.



The 'Toad E' has different duckets and upper handrails.



Two versions of the 'Toad E' will be available in BR freight grey.



The LNER 'Toad B' vans will be finished in bauxite livery.

DCR Class 56 joins 2018 line-up



Devon and Cornwall Railways' (DCR) green livery is the latest to be reproduced on the Hornby Class 56. Originally expected to form part of the 2019 range, the early arrival of this brand new - and previously unlisted - Hornby Class 56 has seen the manufacturer make it available from August this year.

Modelling 56303 the locomotive will feature

directional lighting, an 8-pin DCC decoder socket, opening cab doors, a powerful die-cast chassis with a five-pole motor and the short lived DCR green livery. The locomotive is now operated by RMS Locotec.

Priced at £169.99, 56303 is due to be released in August 2018 (Cat No. R3660).

● Visit www.hornby.com for more information.

INSIDE HORNBY®

The latest from Hornby HQ

Paddington '800' progresses

Decoration design work for Hornby's recently announced model of Class 800 800010 *Paddington Bear*/Michael Bond (Cat No. R3691) is progressing with development of the door artwork capturing the famous bear. The Class 800 will cost £399.99 with a release date to be confirmed.



Works Peckett due September



The Peckett works liveried 'W4' 0-4-0ST is due to arrive with Hornby during September offering a new choice of colour scheme for the popular industrial saddle tank. Priced

at £99.99 it models 'W4' 560 in ex-works Peckett leaf green colour prior to delivery to its first owner - United Alkali Co. Ltd, of St. Helens in Lancashire (R3615).

'Large Logo' and NSE '50s'



Hornby has received decorated samples of its 2018 range Class 50s - 50040 *Leviathan* in BR large logo blue (R3653) and 50033 *Glorious* in revised

Network SouthEast colours (R3658). The two Class 50s are due to be released in September and October respectively priced at £179.99 each.

COMING UP IN...

THE ENGINE SHED

■ Keep up with the latest from the Hornby development team in the online Engine Shed blog. The next blogs will be live in mid August. Visit www.hornby.com to read the latest blogs.

Heljan reveals CLASS 25/3 FOR 'OO'

HELJAN has announced that it will be producing a brand new ready-to-run 'OO' gauge model of the Class 25/3 Bo-Bo diesel locomotives with release anticipated in 2019.

Development of the 'OO' gauge Class 25/3 is benefitting from the research for the manufacturer's 'O' gauge model of the same class which is due to arrive with Heljan retailers in the fourth quarter of 2018.

Heljan's Class 25/3 models the final version of the BR Sulzer Type 2 built at Derby and Beyer, Peacock of Manchester between December

1963 and April 1967. It will feature all wheel pick-up, directional lighting, a 21-pin decoder socket and provision for digital sound installation.

Ten versions are planned in the first batch covering BR green, blue and special liveries as well as locomotives from the London Midland, Scottish and Western regions throughout the class's career. In addition, the Scottish Region 'ETHEL' (Electric Train Heating Ex-Locomotive) train heating units converted to work with no-heat Class 37s will also be modelled.

The full list of new Class 25/3s consists of: D7645 in BR two-tone green with small yellow warning panels (Cat No. 2530); D5244 in BR two-tone green with small yellow warning panels (Cat No. 2531); D7550 in BR two-tone green with full yellow ends and BR blue data panels (Cat No. 2532); D7661 in BR early blue with small yellow warning panels (Cat No. 2533); D7667 in BR blue with yellow ends and two double arrows – the 1,000th locomotive built at Derby Works (Cat No. 2534); 25252 (LMR) in BR blue will full yellow ends, single double arrows and headcode panels (Cat No. 2535); 25155 (WR) in BR blue with full yellow ends, single double arrows and headcode panels –



Modified 'N' gauge Class 70 progresses



● Visit www.bachmann.co.uk for more information.

Bachmann has taken delivery of the engineering sample for its modified version of the Class 70 Co-Co heavy freight diesel-electric for 'N' gauge. Following the footsteps of the 'OO' gauge version (HM132), the 'N' gauge model will be released in Freightliner Powerhaul colours as 70015 (Cat No. 371-640) and Colas Rail Freight black, yellow and orange as 70805 (371-641). A release date is to be confirmed while the price per locomotive is set at £149.95.

BACHMANN REVEALS CLASS 158 FIRST SAMPLE

The first engineering samples for the new 'OO' gauge Class 158 two-car Diesel Multiple Unit (DMU) for the Bachmann Branchline range have been revealed. It is being released as 158849 in Regional Railways livery with digital sound (Cat No. 31-517DS) priced at £359.95,



158773 in East Midlands Trains colours (31-518) priced at £259.95 and 158766 in GWR

green (31-519) costing £259.95. The specification includes directional lighting and a 21-pin

DCC decoder socket together with a low profile mechanism. A release date is to be confirmed.

● Visit www.bachmann.co.uk for more information.



weathered finish (Cat No. 2536); 25093 (Scr/LMR) in BR blue with bodyside numbers, single double arrows and 'domino' headcodes (Cat No. 2537); 25912 *Tamworth Castle* in 'Ice Cream Van' livery with silver roof (Cat No. 2538); D7672 *Tamworth Castle* in BR special two-tone green livery (Cat No. 2539) plus ETHEL1,

ADB97250, BR blue and grey (Cat No. 2540) and ETHEL3, ADB97252, BR InterCity livery (Cat No. 2541).

The CAD drawing work for the 'OO' gauge Class 25/3 is at an advanced stage, but a retail price is yet to be announced by Heljan.

● Visit www.heljan.dk for more information.

PRA china clay wagons are next for Kernow

The 1983 built PRA china clay wagons are being produced as an exclusive product in 'OO' gauge by Kernow Model Rail Centre for release in late 2018.

The newly tooled wagon is being developed with the same factory that produced Kernow's models of Bulleid diesels 10201-10203 (HM125/p66-67). Kernow's PRA will feature NEM coupling pockets, turned metal wheels and a large number of separately fitted parts.

The fleet of 14 PRAs was built by Standard Wagon at Heywood in 1983. They used underframes recovered from Associated Portland Cement Manufacturers (APCM) PVV vans and were numbered RLS6303-6316. They worked between Pontsmill in

Cornwall and Wiggins Teape in Scotland with withdrawal from service coming in the early 1990s.

Kernow is producing the PRAs in original allover grey as well as in their later condition with black underframes and buffer shanks. Four vehicle numbers will be available on each colour scheme with a bulk pack of four offering a discount over individual wagons. Prices are set at £39.99 for individual vehicles and £139.96 for a four-pack.

Decorated samples have been received by Kernow and these are subject to revisions of incorrect colours before going into production.

● Visit for more information www.kernowmodelrailcentre.com



NEWS IN BRIEF

■ Peartree Engineering has developed new finescale wheelsets to replace original wheels in Hornby tinplate wagons. The additions to Peartree's Precision Steel Wheelsets range allow tinplate wagons to run on finescale 'O' gauge track. Initial options consist of 3ft 1in plain and three hole wagon wheels and 3ft 7in plain coach wheels priced at £4.50 per wheelset.

● Contact Malcolm Fisher at Peartree Engineering on 01379 608000 or visit www.modelrailwayparts.co.uk for more information.

■ Connoisseur Models has introduced three new freight wagon bogies to its collection of 'O' gauge products. Priced at £16 per pair the kits are for BR plate-back with axlebox bearings, BR plate-back with roller bearings and GWR standard plate-back bogies.

The bogies are cast in white metal and include mounts and swivel fittings. Sideframes are secured with pins allowing for compensation. They are designed to use 3ft 1in standard wagon wheels which are available separately.

● Visit www.jimmceown.com for more information.

■ The Milton Keynes Model Railway Society (MKMRS) is preparing for its 50th anniversary exhibition on February 16/17 2019 which it is expanding from its successful one day format to a two day event to celebrate the milestone.

The show will be open from 10am-5pm on the Saturday and 10am-4.30pm on the Sunday with a line up including 40 layouts and 30 traders as well as a Routemaster shuttle bus service between Milton Keynes Central railway station and the exhibition venue at Stantonbury Leisure Centre, Milton Keynes. Free parking is available on site and one day admission will be £7 per adult with children being admitted for £1.

● Visit www.mkmrs.org.uk/exhibitions for more information.

VIP TICKETS LAUNCH FOR THE GREAT ELECTRIC TRAIN SHOW



AN EXCITING NEW limited edition VIP ticket package is being made available for the 2018 Great Electric Train Show which is available to order now. The show is held on the weekend of October 13/14

2018 and is at a brand new venue in Milton Keynes – the Arena MK.

Priced at £40, the VIP ticket is limited to 100 visitors on a first come, first served basis. It includes two-day entry to the show, VIP parking at the event, a

limited edition lapel badge, £25+ worth of Key Publishing/*Hornby Magazine* railway publications and a VIP voucher pack. Vouchers, only redeemable at the show, include discounts from Aspire Gifts and Models Ceynix Trees,

DC Kits, P&D Marsh and more. Full details can be found online at www.greatelectrictrainshow.com

In addition three new layouts have been revealed for the show – the final five will be announced in HM136, on sale on September 13

Darstaed 57ft Mk 1 sample debuts



Ellis Clark Trains has taken delivery of the first sample of its forthcoming BR Mk 1 57ft suburban carriages for 'O' gauge. The non-corridor stock is being made exclusively for Ellis Clark Trains by Darstaed and features brass sides with brass handles while the first sample is built with 3D printed chassis, roof and ends to allow further revisions to take place including refinement of the weld lines on the roof.

Release is anticipated in the fourth quarter of 2018 with prices set at £169 per vehicle. Coaches selected for release are the Composite, Composite Lavatory, Brake Second, Open Second, Open Second Lavatory and Compartment Second. Livery choices consist of BR maroon with and without lining, BR crimson and BR blue.

● Visit www.ellisclarktrains.co.uk for more information.



HEAVILY WEATHERED 'LARGE LOGO' CLASS 47

Kernow Model Rail Centre has commissioned a heavily weathered BR 'Large Logo' Class 47 from Bachmann to model 47537 *Sir Gwynedd/County of Gwynedd* in 'OO' gauge. The weathering will follow the standard of 47706 in worn ScotRail colours produced previously for Kernow (HM120) including worn paint on the body together with typical underframe

and roof staining. 47537 is expected to arrive with Kernow in the first quarter of 2019 and will be available DCC ready and DCC sound fitted – the latter with Bachmann factory installed chip and speaker. Prices start from £169.99 for the standard model rising to £259.99 for the sound equipped version.

● For more information visit www.kernowmodelrailcentre.com

THE GREAT ELECTRIC TRAIN SHOW

OCTOBER 13/14 2018

THE DETAILS

Event:	Great Electric Train Show 2018
When:	October 13/14 2018
Where:	Arena MK, Stadium Way, Milton Keynes MK1 1ST
Times:	10am-5pm Saturday (9.30am entry for advance tickets) 10am-4pm Sunday (9.30am entry for advance tickets)
Prices (advance):	£9 adults, children £7, under 5s free with a paying adult
Price (on the day):	£12 adults, children £9, family (2+3) £34, under 5s free with a paying adult
Website:	www.grealelectrictainshow.com
Phone:	01780 480404



GREAT ELECTRIC TRAIN SHOW LAYOUTS 2018

LAYOUT NAME	EXHIBITOR	SCALE	PERIOD
45C	Tom Snook and friends	'OO'	1960s London Midland Region
Ashington	Philip Standen	'OO'	1960s Southern Region
Bewdley	Graham Heald	'OO'	1960s Western Region
Buckshee	Redditch MRC	'OO'	1960s Scottish Region
Dubmill Sidings	Steve Thompson	'O'	1968-1971 Cumbria
Glenfinnan	Bill Wood	'OO'	1980s Scottish Region
Grosvenor Square	<i>Hornby Magazine</i>	'OO'	1960s Western Region
Hatch End	Andy Stephney	'N'	1990s-2000s West Coast Main Line
Hospital Gates	East Riding Finescale Modellers	'O'	1930s private railway
Ladeside Diesel Depot	Mike Bisset	'O'	1960s Scottish Region
Lee-on-the-Solent	South Hants MRC	'P4'	1920s LSWR branch line
Loftus Road	Worthing MRC	'OO'	2000s West London
Loudwater	Daniel and Graham Chandler	'OO'	1960s Western Region
Lower Rose Goods	Steve Howe	'P4'	1930s Great Western
Norwood Park	Grimsby Town Railway Modellers	'OO'	1960s Southern Region
Oake	Somerset Railway Modellers Club	'OO'	1960s Western/Southern Region
Oakley Green	Jamie Mathlin	'OO'	1980s Southern Region
Peakstone	Tim Lowe	'OO'	1980s South West
Poulton-le-Fylde	Greig Mackenzie	'OO'	2000s North West
Readham	Steve Cox	'OO'	2000s Western Region
Southwick	Maidenhead, Marlow and District MRC	'OO'	1960s Southern Region
Talbot Lane TMD	Marcus Lambert	'OO'	2000s Midland Region
Trenance	Helston and Falmouth MRC	'OO'	1960s Western Region
Vale of Oxbury	Carl Woodward	'N'	1960s Western Region
Whitby West Cliff	Brad Seaman	'OO'	1950s, Eastern Region

Note: The final five layouts will be announced in our full preview to the Great Electric Train Show in HM136 – on sale September 13 2018.

2018. The new additions are Graham Heald's stunning replica of Bewdley on the Severn Valley Railway in 'OO' gauge, Grimsby Town Railway Modellers' busy Southern Region junction Norwood Park in 'OO' gauge and Steve Cox's popular modern day through station in 'OO' gauge which takes inspiration from Reading and Cheltenham.

These exciting new additions join forces with 45C (HM125), Dubmill Sidings (HM78), Glenfinnan (HM118), Lower Rose Goods (HM132), Vale of Oxbury (HM133), Oake (HM134), Grosvenor Square by the *Hornby Magazine* team and Hospital Gates (HM58).

As well as the 30-layout line-up, 40 traders and five demonstrators will be taking part in the event at the Arena MK. A free bus service will operate between Milton Keynes Central railway station and the show on both days and free parking is available onsite for the show. Refreshments are available on site too.

● **For more information visit**
www.grealelectrictainshow.com.

Miniworld Rotterdam develops British layout

A brand new British themed exhibit is being developed by Miniworld Rotterdam in the Netherlands which will cover 190 square metres to incorporate the White Cliffs of Dover, the Scottish Highlands, Dartmoor, Snowdon Mountain Railway, the Great Orme Tramway and much more.

Miniworld opened in 2007 and has attracted 800,000 visitors and won four awards since opening to the public. The current 600 square metre exhibit focuses on the Netherlands – including a 200 square metre model of Rotterdam. Work on the British exhibit began in 2014 with the first frames being installed in 2015.

An opening date is yet to be



set for the new British exhibit, but its builders have revealed that it will contain more than 30 railway viaducts, a Victorian steam theme for the English and Welsh sections

as well as landmarks such as the South Devon sea wall, the Angel of the North, Goathland station on the North Yorkshire Moors Railway, the Clifton

Suspension Bridge, Corfe Castle, Hadrian's Wall and Ironbridge.

● **For more information and the latest news visit**
www.miniworldrotterdam.com

ACCURASCALE UPSCALES HUO FOR 'O'

HOT on the heels of the arrival of its 'OO' 24.5ton HUO hopper wagon, Accurascale has revealed that it is working on an 'O' gauge version of the same wagon design for release in December 2018.

5,263 24.5ton HUO hoppers were built from 1954 with the last being withdrawn in the mid-1980s. Accurascale's model will represent HUOs built between 1958 and 1962 using research carried out at the Tanfield Railway in County Durham which has surviving examples.

CAD drawing work for the 7mm scale HUO has been completed with additional detailing above the 'OO' models. Accurascale says the

'O' gauge HUO will have 104 separate parts and that a range of eight different wagons will be produced, each having different running numbers and lettering. Four will be pre-1973 period wagons and four will be post-1973 TOPS numbered vehicles.

Accurascale's specification includes new CAD drawing work, a die-cast chassis, compensated axleboxes, instant coupling hook, fine profile metal wheels in brass bearings, sprung buffers and more.

Wagons are being sold separately for £49.95 each with two bundle deals available: buy any four pre-TOPS or TOPS variants together for £180, or all eight running numbers for £350.

● For full details visit www.accurascale.co.uk



WIN HORNBY'S '15 GUINEA SPECIAL' TRAIN PACK!

When did the '15 Guinea Special' run?

- a.** August 10 1968
- b.** August 11 1968
- c.** August 12 1968

Hornby Magazine and Hornby Hobbies are offering an exclusive competition prize to mark 50 years since the end of British Railways main line steam on August 11 1968.

The prize consists of Hornby's soon to be released '15 Guinea Special' train pack which contains BR 'Britannia' 4-6-2 70013 *Oliver Cromwell* – one of the locomotives used on the final special working – and a trio of BR Mk 1 carriages. These are

decorated in BR blue and grey and BR maroon, as per the real train. The locomotive is DCC ready with an 8-pin socket in the tender while the Mk 1 carriages use Hornby's latest toolings for these popular and versatile vehicles.

To enter the competition all you have to do is answer the simple question above by September 25 2018. Even if you don't win, the locomotive and carriages are available from Hornby retailers as well as via www.hornby.com



HOW TO ENTER

For your chance to win, simply visit www.hornbymagazine.com, click the competition tab on the menu, and fill in the online entry form. Alternatively, send your name, address, e-mail and answer to: 'Hornby Magazine 15 Guinea

Competition', Key Publishing, PO Box 100, Stamford, Lincolnshire PE9 1XQ. UK. Closing date for entries is September 25 2018 at 12:00 GMT and the winner will be notified no later than October 1 2018. There is no cash

prize alternative and the Editor's decision is final. Competitions are not open to employees of Key Publishing or Hornby Hobbies, their family members or anyone else professionally connected to the company. No purchase necessary.

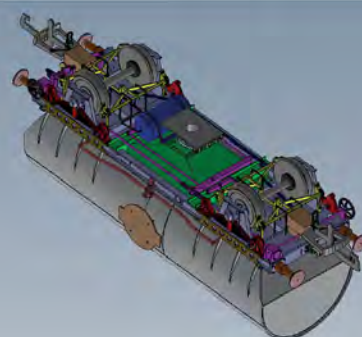

Congratulations to the winner!

● The winner of HM133's competition for a Hornby 'Mallard Pullman' train set and Model Rail Baseboards 6ft x 4ft baseboard is Sidney Ninnies from St Ives.

accurascale



OO gauge Pre-TOPS HOP24/HUO wagon packs in stock
TOPS and Internal User packs available to order now



OO gauge Cemflo/PCV bulk cement wagon
Due October 2018

Pre-TOPS and TOPS versions available to order now

NEW ANNOUNCEMENT!

BR HOP24/HUO 24.5T hopper in O gauge

Due December 2018

Pre-TOPS & TOPS wagons available to order now



Order online at www.accurascale.co.uk

Free shipping to the United Kingdom and Ireland on orders over £100

Messing About on the River

Noch produce a wide range of scenic items to model river and lake scenes on your layout.
All of these items are suitable for **OO Scale** British Layouts.



N07442
Natur+
Bathing Lake

RRP £20.75



N14052
Laser Cut Minis
Water and
Riverside Plants
RRP £12.75



N14102
Laser Cut Minis
Reeds (8)

RRP £7.25



N14104
Laser Cut Minis
Water Knotgrass
(10)
RRP £7.25



N14140
Laser Cut Minis
Water Lillies (18)

RRP £7.25



N14223
Laser Cut Minis
Jetty

RRP £8.00



N15774
Figure Set
Swans (8) and
Ducks (8)
RRP £10.95



N15892
Figure Set
Fishermen (6)

RRP £12.00



N15893
Figure Set
Fathers and Sons
Fishing (6)
RRP £10.95



N16800
Rowing Boat

RRP £10.95



N16802
Family Fishing

RRP £13.95



N16805
Canoe

RRP £10.95



N16809
Kayaks

RRP £11.95



N16810
Pedal Boat

RRP £11.95



N16822
Fishing Boat

RRP £11.95



N16824
Sailing Boat

RRP £12.95



N60850
Lake Sheet
41x26cm

RRP £8.50



Cut the desired shape of your water feature with sharp scissors.



Blend into your layout with the the usual scenic techniques.

The full range of Noch products includes figures, scatters, buildings, trees, grass matting, and much more. See our website for full details, contact us for a catalogue, or visit one of the model shops listed below.

You can find Noch products in the following Model Shops:

Broughton Rail
11 Princes Street, Broughton in Furness, Cumbria, LA20 6HQ
Buckle Model Centre
44 Cameron Crescent, Buckle, Banffshire, AB56 1AG
DKG Hobbies
14 Princes Street, Southport, Lancashire, PR8 1EZ
Howard Scenic Supplies
www.howardsscenisupplies.co.uk
Invicta Model Railway Centre
130 Station Road, Sidcup, Kent, DA15 7AB
Kit Stop
20 Oxton Road, Birkenhead, Merseyside, CH41 2QJ

Mal's Models
2-4 Pelham Street, Ilkeston, Derbyshire, DE7 8AR
New Modeller's Shop
www.newmodellersshop.co.uk
Osborn's Model
7 Honstone Street, Bideford, Devon, EX39 2DL
Setchfields
21-25 High Street, Poole, Dorset, BH15 1AB
The Model Shop
167 Wilton Street, Northwich, Cheshire, CW9 5EA
The Railway Conductor
Unit 2, Old Dairy Farm Shopping Centre, Upper Stowe, Northamptonshire, NN7 4SH
Topp's Trains
33-35 Mill Hey, Haworth, Keighley, BD22 8NQ

The Model Centre (TMC)
130 High Street, Redcar, Cleveland, TS10 3DH
Monk Bar Model Shop
www.scalemodelsociety.co.uk
Arcadia
21-25 High Street, Poole, Dorset, BH15 1AB
Test Valley Models
167 Wilton Street, Northwich, Cheshire, CW9 5EA
Model World Kent
40 Merchiston Avenue, Edinburgh, EH10 4NZ
Morris Models
37 Seaside, Eastbourne, East Sussex, BN22 7NB
Widnes Model and Craft Centre
128 Widnes Road, Widnes, Cheshire, WA8 6AX

NOCH products are distributed in the UK by: **GAUGEMASTER** Controls Ltd., Ford Road, Arundel, West Sussex, BN18 0BN, United Kingdom
Tel - 01903 884488 Fax - 01903 884377 email - sales@gaugemaster.com

www.gaugemaster.com/noch



GAUGEMASTER *Spotlight* Scenic Trees & Hedges



Ready-Made Trees

Our bulk pack of trees are an economical way of filling large areas at a keen price. These trees also make ideal starting points for providing extra detail using the complimentary range of **GAUGEMASTER** Scenics.

The heights of the trees are provided as generally model trees are suitable for all scales, unless where noted.



GM120
Deciduous Trees (25)
9cm to 15cm tall
£23.95



GM121
Mixed Forest Trees (25)
9cm to 15cm tall
£23.95



GM122
Fir Trees (25)
9cm to 15cm tall
£23.95



GM124
Spring Deciduous Trees (25)
9cm to 15cm tall
£23.95



GM125
Spruce Trees (25)
9cm to 15cm tall
£23.95



GM127
N Scale Mixed Trees (10)
4cm to 10cm tall
£10.95



GM128
Spring Trees (10)
8cm tall
£12.95



GM129
Summer Trees (10)
8cm tall
£12.95



GM132
Tree Pack Mixed (10)
10cm to 14cm
£12.95



GM180
Plum Trees (3)
8cm tall
£8.75



GM181
Plum Trees in Blossom (3)
8cm tall
£8.75



GM182
Fruit Trees (3)
8cm tall
£8.75



GM183
Apple Trees (3)
8cm tall
£8.75



GM184
Birch Trees (3)
8cm to 10cm tall
£8.75



GM185
Weeping Willow Trees (3)
8cm tall
£8.75



GM186
Poplar Trees (3)
12cm tall
£8.75



GM187
Pine Trees (3)
12cm tall
£9.75



GM189
Beech Trees (2)
12cm tall
£8.75

Seafoam Trees



This starter set enables you to create trees, bushes, and hedging with a realistic appearance. Seafoam is a natural product which can be 'planted' straight from the box if you wish, but adding scatter material with spray adhesive is well worth the effort.

GM195 Seafoam Tree Starter Set
£19.95



GM156
Light Green Scenic Leaves
£4.45



GM157
Mid Green Scenic Leaves
£4.45



GM158
Dark Green Scenic Leaves
£4.45

Grass Tufts


Ideal for building up vegetation on your layout.



GM162
Grass Tufts
Green
6mm (42)
£5.25



GM149
Plants
Green (42)
£5.25



GM163
Grass Tufts
Green
12mm (42)
£5.25



GM159
Plants
Yellow (42)
£5.25

Hedgerows and Lichen

Hedgerows and lichen can be used to add additional green features to your layout right out of the packet! Combined with flocks/scatters you can get some great effects.



GM160
Light Green Hedgerow
Most suited to OO/HO
Total Length 1 metre.
£7.75



GM161
Dark Green Hedgerow
Most suited to OO/HO
Total Length 1 metre.
£7.75



GM164
Light Green Lichen (80g)
£5.25



GM165
Dark Green Lichen (80g)
£5.25



GM166
Mixed Lichen (80g)
£5.25



GM194
Scenic Starter Set

The perfect way to begin scenic modelling - this pack contains a small selection of trees, flocks, scatters, ballast, glue scenic mat and a puffer bottle, in fact just about everything you need to get started in one convenient starter pack.

£24.95

Full details of our Scenics range can be found in the Gaugemaster Full Catalogue **AVAILABLE SUMMER 2018**. It also contains details of our Analogue and Digital Controllers, Point Control, Electrics and much more in the Gaugemaster range.

It also contains selected items from many of the other brands that we stock.

GM353 Gaugemaster Full Catalogue

£3.95

GAUGEMASTER products are available from your local Model Shop or, in case of difficulty, direct from ourselves.

GAUGEMASTER Controls Ltd, Gaugemaster House, Ford Road, Arundel, West Sussex, BN18 0BN, United Kingdom
tel - 01903 884321 Fax - 01903 884377 email - sales@gaugemaster.co.uk web - www.gaugemaster.com

Wendover

The famous Great Central Main Line London Extension in its LNER heyday is the subject of **DAVID DANN-GIBBONS'** marvellous 'OO' layout, as he explains.

PHOTOGRAPHY, TREVOR JONES



Right: A 'Jersey Lily', Robinson 'C4' 4-4-2 heads a Nottingham bound stopping train and passes an 'A5' 4-6-2T with a Marylebone commuter train as they go under the occupation bridge north of Wendover. This bridge provides farm access to land south of the main line.


Below: Robinson 'B2' 4-6-0 427 *Sir Sam Fay* races through Wendover with a northbound express. A Halton freight is being loaded in the bay by the wooden platform extension built specifically for that purpose.



THIS LAYOUT was originally conceived in the 1980s when I was living in Hertfordshire. As a Great Central Railway (GCR) enthusiast, I was looking for somewhere on the old main line into Marylebone. I settled on Wendover for reasons I will come to shortly, and I started to collect information and photograph the prototype in detail. Due to work commitments and the need for a suitable room I was unable to start building the layout until about five years ago. It was very fortunate that I had the original set of photographs as apart from the Up station building and the Shoulder of Mutton public house little of the original now remains.

Wendover is a small Buckinghamshire market town situated on the north western edge of the Chiltern hills. It is very picturesque with the main street little changed for 150 years. The Metropolitan Railway came to Wendover in 1892 with the line between Aylesbury and London, Baker Street. At around the same time the Great Central Railway began the process of developing a London terminus and goods depot at Marylebone. It acquired running powers over the new Metropolitan Line having built an extension to its extensive northern network to link up with the Metropolitan at Quainton Road. Considerable development of the southern end of the line was needed and the first GCR passenger services finally arrived at Marylebone in March 1899. In 1906 a new agreement between the Metropolitan and the Great Central was concluded with the creation of the Metropolitan & Great Central Joint Committee. With this agreement, the Great Central assumed responsibility for the line north of Milepost 28½ which is just south of Great Missenden, the next station south of Wendover. As a result, although the architecture of Wendover station and its environs remained purely Metropolitan, by 1930 when the model is set, an over-arching Great Central influence can be seen.

In 1917, the original siding closest to the main line at the northern end of the goods yard was extended to connect with a light »



Left: Metropolitan 'E' 0-4-4T 81 heads a rake of 'Ashbury' coaching stock as it arrives in Wendover with a local train to Baker Street.

Below: Metropolitan 'F' 0-6-2T 93 hauling a rake of 'Dreadnought' carriages draws to a halt with a Baker Street to Aylesbury local train. This image provides a good view of the unusual double footbridge - only the railway passengers were protected from the elements.





Right: Robinson

'D11/1'4-4-0

809 Prince Albert hauls a Marylebone bound express as it approaches Wendover from the north, whilst horses and a De Havilland Puss Moth are despatched to RAF Halton via the Air Ministry's light railway.



railway owned by the Air Ministry to provide service to RAF Halton, the RAF's main training base. A wooden platform extension was also added to allow trains for Halton to be loaded and unloaded. This line starts at the crossing gate and officially company locomotives were not allowed beyond this point and Air Ministry locomotives were not allowed to enter the goods yard. It is unlikely that this restriction was ever observed, just as the restriction that no passengers should ever be allowed on the Halton goods only line was ignored. Also of note is the double footbridge at the station which was necessitated by the railway cutting being a public right of way when it was built.

The traffic through Wendover was very varied. The most numerous trains were the commuter services into London operated by both the Metropolitan and the GCR, later the London and North Eastern Railway (LNER). Both companies, although mainly the Metropolitan, also provided local goods services. LNER express services between London Marylebone and the northern cities such as Sheffield and Nottingham could be seen, as well as coal trains from the northern collieries to London and the high speed fish trains from the ports of Hull and Grimsby.

The goods facilities and Halton branch together with the wide range of traffic on the line from two very different companies made this an interesting model to both operate and view for me.

THE LAYOUT

The baseboard construction is conventional softwood framing with a plywood top. As the layout is portable, every effort was made to keep the weight down as much as possible. 9mm plywood was used for the track base, goods yard and under the platforms but otherwise the boards are open topped. To minimise the risk of sagging, the longitudinal frames are either 4in x 2in with large lightening holes or 2in x 1in with another piece on the bottom at right angles.

The boards have integral legs, again two pieces of 2in x 1in at right angles, and all legs have adjustable feet. These consist of 8mm coach bolts with a locking nut screwed into a pronged T-nut mounted »

in a 9mm ply plate on the bottom of the leg - very effective and literally costing a few pence when bought in quantity. The centre board has four legs which slot into cavities when vertical, with the boards on either side hung from it and having two legs only. There is no cross bracing to get in the way when working under the boards.

As this is a model of a prototype, the seven main boards differ in length considerably to keep points and buildings away from joints. The one exception to this is the Shoulder of Mutton public house which falls across a joint and is, of necessity, removable. To avoid an unsightly line under the building it is fixed to a larger baseplate which includes the outbuildings and divides at fence lines or surface changes. The standard baseboard depth is 2ft 6in. The centre four boards have a dropped front to allow the appropriate contour. This also gives a better view for the smaller (younger) members of the public. As can be imagined, considerable planning was necessary before any baseboard construction took place.

MODELLING HISTORY

The layout represents Wendover as it was in 1930. This date was chosen because it was before the Metropolitan became part of the London Passenger Transport Board, but late enough to allow newer LNER locomotives and stock to appear. It could not, however, be much later as I could not bring myself to implement the 1928 LNER decision to

repaint the ex-GCR 'Atlantics' black!

The track plan follows the prototype with only two exceptions. The farthest siding in the yard is essentially parallel to the adjacent coal siding whereas it should diverge from it and also be rather longer. Regrettably, to have made it correct would have resulted in the baseboard being too deep. The other divergence is that the main line to the north of the station should

continue straight. Unfortunately, whilst my railway room is quite large, it is not infinite and so the model curves round towards the storage yard at the rear. This required a change to the topography to provide the necessary separation between the main line and the Halton branch.

The storage yard has three roads in each direction plus a centre road which is multi-directional. Each road can hold two trains



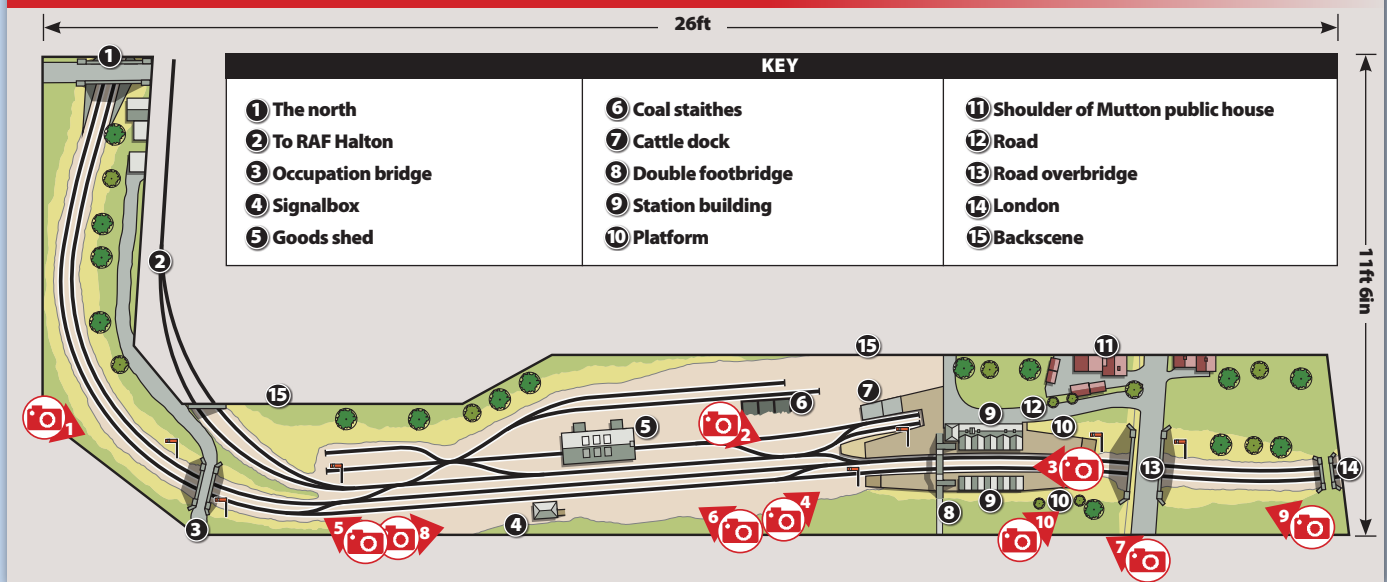
A general view of the station with the goods yard beyond as a 'K3' hauled fast fish train from Grimsby passes through Wendover with its load of fresh fish destined for Billingsgate market.



The 'J11' hauled pick-up goods waits patiently for despatch from Wendover goods yard once the 'A5' 4-6-2T has passed with its commuter train.



WENDOVER TRACK DIAGRAM (Not to scale)



and is configured electrically to facilitate this. With a main line passenger train of ten coaches taking up one road in each direction, the remaining roads with two trains each has proved sufficient to allow a comprehensive sequence for exhibitions.

The track work is a mixture of SMP plain track, SMP plastic base point kits for the standard 3ft radius points and handbuilt points for the rest using copper-clad and

C&L components. For reliability, at least one sleeper on every length of SMP track and point is replaced with a copper-clad sleeper to which the power supply is soldered. The track is laid on chamfered cork for the main line and flat cork for the yard and is glued with contact adhesive. At baseboard joints, each rail is soldered to a substantial panel pin to protect alignment.

The track is ballasted using various

manufacturers' products, primarily Greenscenes, with the colour varying from light grey on the main line through to black by the coal staithes. The ballast is laid using traditional methods - dry laid, sprayed with water with washing up liquid added and glue dripped on whilst wet. I did, however, use World War Scenics adhesive rather than diluted PVA as it dries more quickly. I found it to be very effective, particularly when »



ballasting in winter or damp conditions.

Electrically, the main layout uses analogue control with three controllers, a twin controller for the main lines, and handheld for the goods yard and branch. The main lines are divided into three sections, each of which can be selected to either of the main controllers. The main line controller also provides power for the point motors and 12v DC for the signal servos and building interior lighting. The goods yard receiving line can be switched to any of the three controllers which allows any arriving or departing goods train to be driven by the appropriate main line controller before being passed to the yard operator for shunting.

The points are operated by H&M motors with separate microswitches for the frog polarity. The selection is by electric pencil on studs on the track plan. A small point is that each baseboard is fed directly from the control panel which I believe is more reliable than looping, minimising any voltage drop and, certainly, it makes tracing of faults much easier. An additional twin controller in the storage yard allows trains to be positioned for despatch onto the main layout. The operation of the layout was thoroughly checked before any scenic work was started - work which took another two years before the layout was to an exhibition standard.

GETTING IT RIGHT

Clearly on a model of a prototype, creating accurate scenery and buildings is the most challenging aspect. I felt I had got it right when a fellow exhibitor who had lived



A southbound coal train hauled by Robinson '04' 2-8-0 3547 passes a late evening LNER local with two milk tank wagons attached, being returned up country ready for the morning's supply to the capital. This also provides the best view of the Shoulder of Mutton public house at the top of Pound Street. The main building is largely unchanged since 1900, although the stables and coach house facing the main building are long gone.

there recognised it as Wendover before he had seen the layout nameboard. The double footbridge was probably the most difficult to build and as it got quite badly damaged in transit back from the first exhibition, I had to do it twice. Detailed plans of the buildings were developed from my own collection of photographs supplemented by those available in several books and also vintage

Ordnance Survey maps of the area. The most valuable of these was, undoubtedly, a photographic record of the line published by the Great Central Society, one of the last copies of which I came across on the society stand at Alexandra Palace. When creating the plans for a building it is vital to have a reference dimension to establish actual size, such as a doorway height or brick courses.



Gresley 'K3' 2-6-0 2763 passes Wendover signalbox with a fast fish train from Grimsby heading for Billingsgate as a northbound stopping train departs the station.



With your own photographs it is easiest to include your own reference, hence my wife appearing in many of my photographs.

The buildings are all constructed with plasticard facings on a balsa frame, based on plans developed from as many photographs of the prototype as possible. With regard to the construction, the balsa cores are constructed in several pieces with the grain running in different directions to prevent warping when the plasticard facing is applied. During construction I discovered UHU PoR, a plastic friendly contact adhesive that I found to be ideal for the purpose. The rendered surface on the Shoulder of Mutton is a thin layer of modelling clay which provides just the right amount of texture. All buildings have internal detailing and the station buildings, pub and cottage are illuminated.

Another first for me on this layout was the use of static grass. Wendover is a country town, so the station is surrounded by open fields. The contours are created from foam covered with Modroc, with plywood formers at each baseboard joint. The Modroc was left white under static grass as this is chalk down land and any white which shows through is appropriate. I was surprised just how white exposed areas such as footpaths actually were. I was grateful to a local professional modeller, Ian Hopkins, for a tutorial and tips for applying static grass over large areas. It is important to only cover about a square foot at a time and to use a good quality PVA adhesive. A light spray of water after applying a



LNER Robinson 'C13' 4-4-2T 5193 approaches Wendover with a Marylebone-Aylesbury stopping train. Note the Hereford cows in the foreground to suit the period of the layout.

thorough covering of adhesive helps keep the adhesive from 'skinning' too quickly. I also found that rather than working on adjacent areas, visible joints were avoided by working on separated sections and then filling in the gaps when the first sections were fully dry and vacuumed. As Tarmac did not arrive in areas like Wendover until well after the 1930s, the platforms were surfaced with granite chippings and the road surfaces finished with a variety of quite coarse local stone. This was laid in the same way as the track ballast.

When populating the layout, I went to the trouble of establishing appropriate animals. In 1930 the black and white Friesian and Holstein cows common today had not arrived in the UK, so the majority were Herefords and Jerseys, brown/brown and white. The sheep were Suffolks (black faces) and Southdowns, all white.

The final challenge was the backscene. This was my first attempt at a painted backscene but as this is a prototype I really had no choice. Again, I was grateful for Ian's advice and also that of a Bexhill club member, Alan Hayden-Guest who is a professional artist. I used a combination of photographs and the vintage maps to place buildings and features appropriately. Where a textured surface such as a road enters the backscene I continued the texture onto the backscene which helps disguise the join. As this was my first serious attempt at such a task, I was particularly pleased with how it turned out. As I now live in Sussex at the foot of the South Downs, I was fortunate to have a reference for colours and textures on my doorstep which was virtually identical to that of the Chilterns.


ROLLING STOCK

Having built the layout, the next thing was the rolling stock. I was reasonably well placed with appropriate locomotives and rolling stock. But apart from a recently scratchbuilt 'E' 0-4-4T I had no Metropolitan Railway stock. I built a rake of Ashbury coaches using parts from the Ratio Midland suburban kits as a basis: the removed

sections of the coach sides were then utilised to construct a rake of Metropolitan 'Dreadnoughts'. I have now added an 'F' 0-6-2T and an additional 'E' from white metal kits and a scratchbuilt 'H' 4-4-4T is on the stocks. With the addition of a 'K' white metal kit, this provides a starting point for 'Met' motive power. The GCR/LNER motive power is provided by two 'D11/1' 4-4-0s, 'B3' and 'B5' 4-6-0s, several 'O4' 2-8-0s, 'J11' 0-6-0s, 'C13' 4-4-2Ts, 'F1' 2-4-2Ts, 'A5' 4-6-2s, 'C4' 4-4-2s, 'A1' 4-6-2s and 'K3' 2-6-0s. The Halton branch is operated by two indeterminate 0-6-0STs: originally 0-4-0Ts were used but these could not cope with the gradients on the line.

THE FUTURE

Whilst the layout has reached an acceptable standard for exhibition, there is always more to be done. The signals were all in place for the layout's initial outing, but non-operational. The servo mechanisms are now 50% complete. Adding point rodding and ground signals is the next priority when the signalling is complete. The main task in the short term is to build more stock, particularly a station pilot because, although in reality the shunting was done by horse or man power in 1930, I have not yet figured out how I might replicate this, so an appropriate locomotive will have to do. I also need at least one more Metropolitan locomotive and the Pullman coaches that it used as First Class on the commuter trains. I also want to expand the GCR coaching stock and add a 'Sir Sam Fay' 4-6-0 ('B2') and 'Glenalmond' 4-6-0 ('B8').

To date the layout has only been exhibited once and it is hoped to be able to show it more widely, particularly in the Chiltern area. Due to the size and complexity of the layout this will require the support of several fellow members of the Bexhill Model Railway Club. Ideally, five operators are needed at any one time, two for the fiddle yard, one for each main line and one for the yard and branch. However, a reasonable sequence can be presented by just two operators if necessary. 

Weathering Specialists



32-484 Class 40 No. 40159
Bachmann Domino H/Code Full Yellow Ends Gloss & Deluxe Weathered
Was £209.95 **NOW £188.25**



4S-018-005 Dapol Class B4
0-4-0T 30096 BR Black L/Crest Glossed & Extra Detail Weathered by TMC
Was £142.50 **NOW £131.50**



4D-012-009 Dapol Class 22
D6322 BR Green SYP Disc Headcode (with removable valances) Weathered by TMC
Was £189.95 **NOW £175.00**



4D-012-008 Dapol Class 22
6352 BR Blue FYE Font B Headcode (with removable valances) Weathered by TMC
Was £202.45 **NOW £187.49**



Anniversary Sale Now



4D-012-004 Dapol Class 22
D6356 BR Green Font A Headcode (with removable valances) Weathered by TMC
Was £202.45 **NOW £187.49**



32-738Z Class 66 YIWU-LONDON
66136 DB Livery TMC Limited Edition with End Logo Detail Weathered by TMC
ONLY £214.96



32-738Z Class 66 YIWU-LONDON
Class 66 66136 YIWU-LONDON DB Livery
ONLY £149.95



32-939DS Bachmann 150/2
2 Car DMU 150236 Arriva Trains Wales DCC Sound Weathered by TMC
Was £399.95 **NOW £347.50**



31-638 Class 64xx 6419
Pannier Tank BR Lined Green Real Coal Glossed & Weathered by TMC
Was £154.96 **NOW £138.50**



6603910 Heljan Tango
2-8-0 Class O2/3 3965 LNER Stepped Tender Real Coal, Weathered by TMC
Was £224.95 **NOW £206.50**



35-077 Class E4 0-6-2 32556
Bachmann BR Black Early Emblem Real Coal & Weathered by TMC
Was £154.96 **NOW £132.95**



32-580A Bachmann Ivatt 4MT
43014 BR Black L/Crest Real Coal & Deluxe Weathering by TMC
Was £199.96 **NOW £178.99**



9F Black Prince 92203
Bachmann Crew, Coal, Plates & Parts Fitted Renumbered - TMC Weathered
Was £254.95 **NOW £229.50**



Class 47 47805 John Scott
32-815RJ Bachmann DRS Compass Plates Fitted & Weathered by TMC
Was £194.95 **NOW £171.75**



31-326A Class 105 2-Car
Bachmann DMU BR Green with Speed Whiskers Weathered by TMC
Was £224.95 **NOW £197.26**



32-859Z 9F 92000 Ltd. Edition
Bachmann Real Coal, Crew, Parts & Custom Deluxe Weathered by TMC
Was £264.95 **NOW £239.95**



47712 'Lady Diana Spencer'
31-653RJ Bachmann Class 47 Scotrail Plates, Snow Plough, TMC Weathered
Was £209.95 **NOW £185.95**

Contact us: sales@tmc-direct.com | t: 01947 899125

Hours: Monday - Friday: 8am - 5pm | Saturday: 8am - 4pm

*All prices exclude P&P, order and pay now to secure these pre-order prices | Prices may be subject to change without notice. E & OE



The Model Centre, Hill Farm, Beck Hole, Whitby, YO22 5LF

" We Stock the Full Range of Bachmann, Hornby and Graham Farish in off the Shelf TMC Weathered Condition! Also Available Pristine all at Discount Prices."



372-139 Class 5 45206
Graham Farish BR Lined Black Early Emblem Weathered by TMC
Was £159.95 **NOW £135.46**



371-986 Class 64xx Pannier Tank
Graham Farish 6417 BR Black E/Emb Real Coal & Weathered by TMC
Was £134.95 **NOW £109.96**



372-536 Class 4MT Tank
Graham Farish 80119 BR Lined Black Real Coal & Weathered by TMC
Was £164.95 **NOW £141.50**



371-287 Class 55 55005
Farish The Prince of Wales Own Regiment of Yorkshire TMC Weathered
Was £154.96 **NOW £136.25**



2D-003-001 Class 52 D1029
Dapol BR Maroon Western Legionnaire Small Yellow Ends Weathered by TMC
Was £139.96 **NOW £122.50**



371-457 Class 37/0 D6714
Graham Farish Small Yellow Panel Split Headcode Deluxe Weathering by TMC
Was £167.45 **NOW £148.00**



391-025 Baldwin 778 VV1
Plates Fitted, Coal & Deluxe TMC Weathered
Was £204.95 **NOW £181.75**



391-026 Baldwin 590
Welsh Highland Deluxe TMC Weathering
Was £174.95 **NOW £153.25**



391-027 Baldwin Peggy
Ashover Crimson Deluxe Weathering by TMC
Was £174.95 **NOW £153.25**



391-028 Baldwin Hummy
Ashover with Deluxe Weathering by TMC
Was £199.96 **NOW £176.75**



393-025 Goods Wagon
WWI WD Extra Detail TMC Weathering
Was £49.96 **NOW £43.96**



393-026 Goods Wagon
Nocton Extra Detail TMC Weathering
Was £46.96 **NOW £41.50**



393-052 Bogie Wagon Ashover
Limestone Load TMC Weathered
Was £41.95 **NOW £37.50**



393-050 Open Bogie Wagon
WWI WD Detail TMC Weathering
Was £36.95 **NOW £32.50**



393-051 Open Bogie Wagon
Nocton *Potato Sack Load* Weathered
Was £36.95 **NOW £32.95**

Professional Weathering Service

Either send your models to us to be customised or you can buy ready customised models from our stock. You can also pre-order new releases at Competitive prices. With any purchase from TMC you can enhance the model by choosing from the below customisation options.

To get your models customised by TMC contact us by phone or go to: www.themodelcentre.com/customisation-at-tmc

Customisation options...

- Weathering - light, medium or heavy
- Custom deluxe weathering (matching a picture)
- Renaming & renumbering
- DCC & DCC sound fitting service
- Screw link couplings
- Shed code changes
- Crest Changes
- Gloss finish
- Cab crew
- Fire irons
- Real coal
- Cab tarpaulin
- Fit parts pack
- Lamps
- Tool carrier



www.themodelcentre.com



25 POINT GUIDE TO...

TIM SHACKLETON talks us through the basics of one of model-making's 'black arts' using a model of the Palbrick B goods wagon as the basis.

BUILDING ETCHED KITS

TOOLS

- » Rivet press
- » Hold and Fold
- » Craft knife with sharp blade
- » Needle files
- » Soldering flux
- » Soldering iron and solder
- » Wooden stick
- » Disposable emery boards
- » Scouring powder
- » Rat-tail file
- » Ceramic tweezers
- » Cocktail sticks
- » Superglue



THIS ARTICLE isn't about how, using an etched kit as the basis, I built a 4mm scale model of a Palbrick B – one of the few wagon types that have so far been ignored by the ready-to-run manufacturers.

Nor is it an instruction manual in soldering technique, covering bases that have been covered many times before, and which we might profitably revisit at some stage. No, it's more of an informal demonstration of the key stages involved in building etched kits, using the Palbrick as an example. By covering what, to my way of thinking, are the most significant elements and not hiding anything important, my hope is that you'll come to realise the process of etched kit construction is a lot simpler – and far less intimidating – than you might have been led to believe.

Many people are put off etched kits – unnecessarily, I think – because they feel they lack the essential tools and expertise. None of it, however, is rocket science but mastering the

basics does take time and will unquestionably involve learning new skills – but if you can assemble an Airfix Spitfire, or install digital sound, then I'm sure you could build an etched kit. The kits themselves aren't cheap but, compared to the cost of a ready-to-run locomotive, the outlay on specialist tools for folding, riveting and soldering isn't vast (you could always borrow them, of course). Since they'll be used for every etched kit you ever build, the investment quickly repays itself.

The Palbrick is a new release from Ian Macdonald (ian@nmacdonald.co.uk) who very kindly made a pre-production sample available to me. I've been building etched kits for a long time now and, thanks to CAD and much-improved photo-etch technology, I find today's products are more accurate, better detailed and


infinitely easier to build than the ones from long-dead brands such as Jidenco or Sayer Chaplin on which I cut my kit-building teeth.

All of them, by any standards, were difficult and challenging. Some verged on the unbuildable and others demanded wholesale modification before you could persuade them to even begin to fit together – be very careful, therefore, about starting your kit-building career with some swapmeet special or internet bargain.

More recent kits like this Palbrick may look complicated but the parts invariably fit together well and the instructions are incredibly helpful. Mastering the art of kit construction, therefore, is largely a matter of taking things slowly, one step at a time, until you've built up the necessary experience.

There's no quick-fix, instant-access pathway but, like learning any craft skill, the work isn't difficult and the pleasure and rewards are out of all proportion to the effort expended. How will you know what you've been missing until you've tried? **Hobby**

My mini-workshop for building etched kits such as the Palbrick. This shows the simple toolkit with which I carry out 90% of the work – a 25w Antex soldering iron, a reel of 60/40 tinman's solder, Fluxite (because I like the smell), a glass-fibre cleaning brush, ceramic-tipped tweezers and a selection of needle files. Other, more specialised tools we'll mention when the time comes. I work on a large sheet of tufnol – a resin-impregnated plastic laminate that's capable of resisting great heat while presenting a perfectly flat and level surface.






1 Built from an etched kit developed by Ian Macdonald of Huddersfield Railway Modellers, this is the completed Palbrick – a common wagon type that’s never been available ready-to-run. It’s a perfect demonstration of the goal of all my model-making – to produce something that’s as accurate as physically possible and whose origins are impossible to tell in terms of outward appearance. I use whatever material is best suited to the job in hand – I imagine it would be very difficult to reproduce those wafer-thin plywood bodysides in plastic but it’s a doddle in brass or nickel silver.

2 Etched kits are traditionally supplied in brass, but increasing numbers come in nickel silver which is tougher, takes detail well and is easier to solder. Kits come in flat-pack form, so many components will need forming to shape – this is nothing like as difficult as it sounds. Each part will be numbered in the assembly sequence outlined in the instructions. Unless a kit is old and badly tarnished, there’s no need to clean up the fret before assembly – this is where the glass-fibre burnishing brush comes in useful.

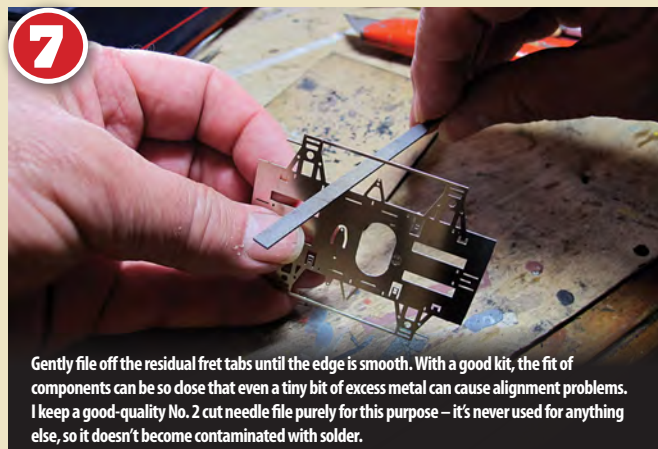
3 Instructions can be variable in quality – the ones for the Palbrick come on a CD-ROM that you can either upload to your computer or print out. They give comprehensive guidance for anyone contemplating the ‘black art’ of etched kit construction for the first time. 30-odd years ago, when I built my first etched kits, you were lucky to get a smudgy, closely-typed sheet of A4.

4 Most (but not all) etched kits supply you with lengths of wire and any white metal castings that are needed. Because there are so many choices, you’ll usually need to source your own wheels and couplings as well as paint and transfers.

5 All kits need a measure of preparation. You may, for instance, have to form rivets in some of the components – a half-etched dimple on the rear face of the etch marks the spot. It’s not difficult, just time-consuming if there are a lot of them. If there are just a few rivets you can impress them with a blunt needle or broken drill bit but if you have quite a few to do then a proper rivet press makes the work much easier – and more accurate! This is best done in one fell swoop before you begin assembly.



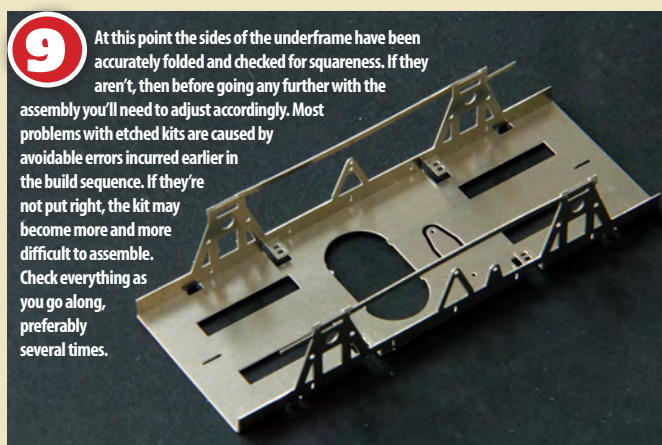
6 With the fret face down on a hard surface (a sheet of hardboard, shiny side up, is perfect) I remove the parts as needed. I nip through the half-etched tabs holding each part to the fret, using a heavy blade. Avoid detaching parts from the fret until they're needed – you might have trouble identifying them later.



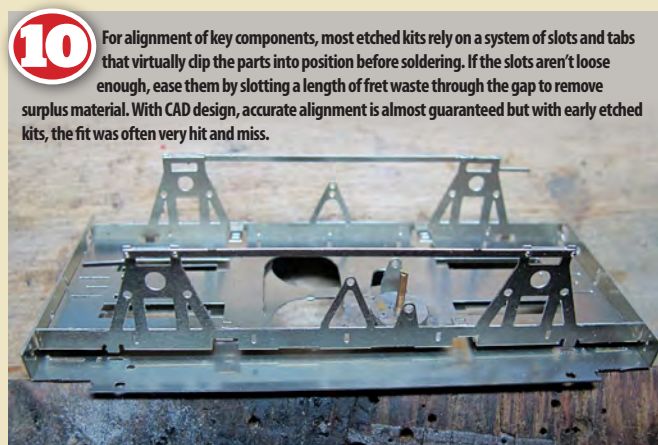
7 Gently file off the residual fret tabs until the edge is smooth. With a good kit, the fit of components can be so close that even a tiny bit of excess metal can cause alignment problems. I keep a good-quality No. 2 cut needle file purely for this purpose – it's never used for anything else, so it doesn't become contaminated with solder.



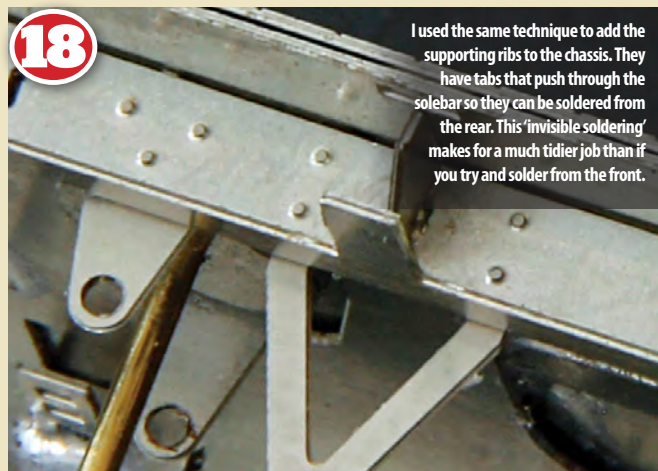
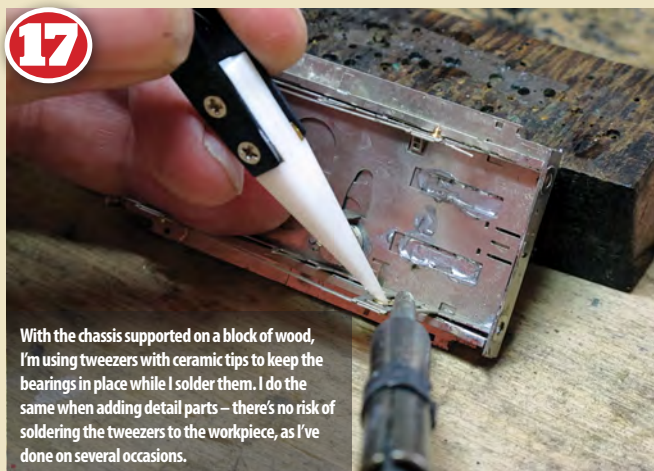
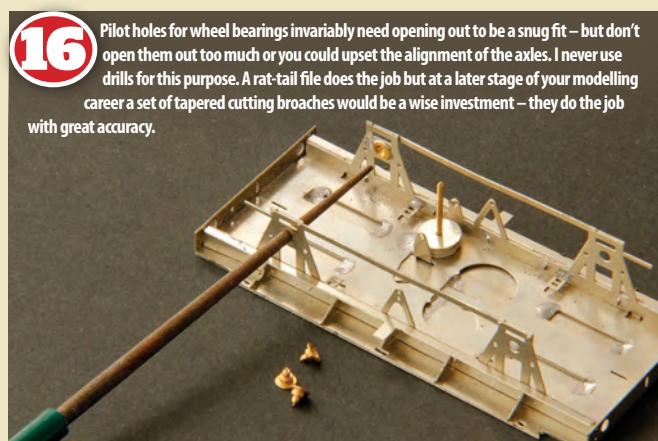
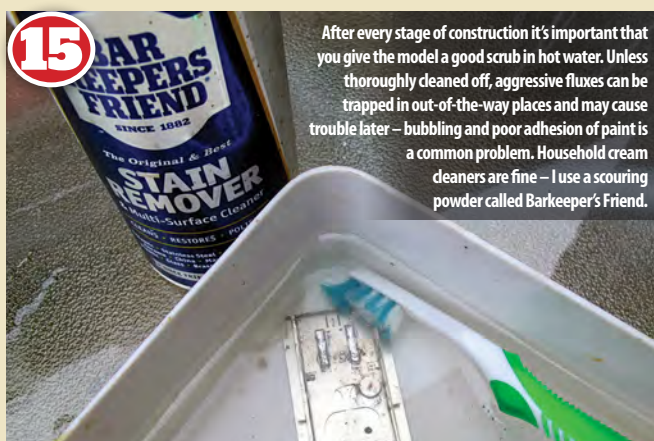


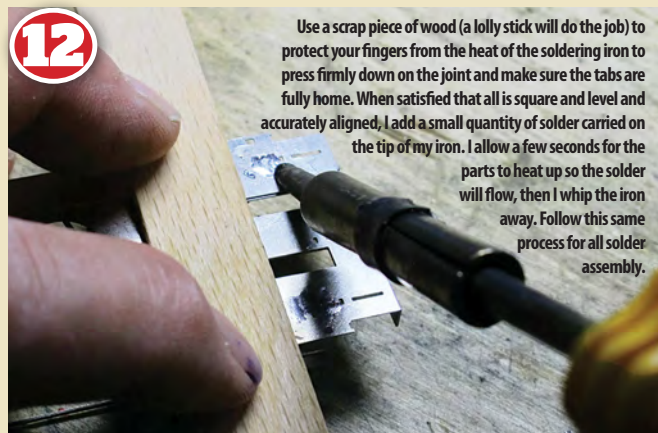
A Hold & Fold is an essential tool for forming parts that need bending to shape. This one came from Eileen's Emporium. Trap the component squarely in its jaws, making sure the half-etched fold line is clearly visible and aligned parallel to the tool. I use a steel rule to bend the part upwards in one continuous movement. If you start at one end and work across, you run the risk of distorting the metal. Always check that the fold is at 90° before proceeding.



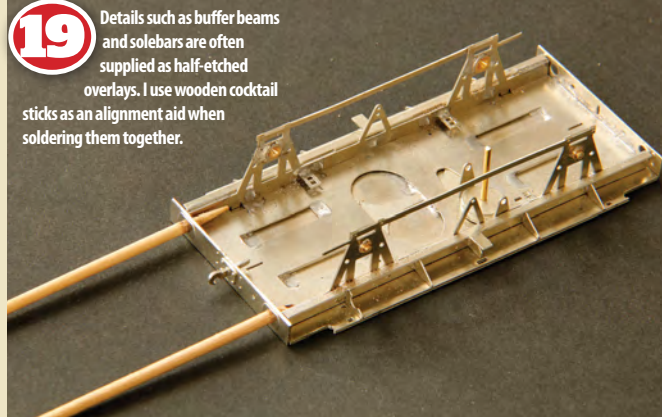
9 At this point the sides of the underframe have been accurately folded and checked for squareness. If they aren't, then before going any further with the assembly you'll need to adjust accordingly. Most problems with etched kits are caused by avoidable errors incurred earlier in the build sequence. If they're not put right, the kit may become more and more difficult to assemble. Check everything as you go along, preferably several times.




10 For alignment of key components, most etched kits rely on a system of slots and tabs that virtually clip the parts into position before soldering. If the slots aren't loose enough, ease them by slotting a length of fret waste through the gap to remove surplus material. With CAD design, accurate alignment is almost guaranteed but with early etched kits, the fit was often very hit and miss.




19 Details such as buffer beams and solebars are often supplied as half-etched overlays. I use wooden cocktail sticks as an alignment aid when soldering them together.



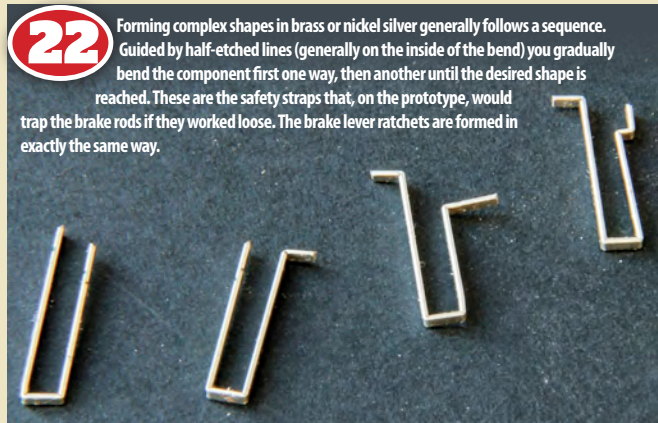
20 Locomotive cabs, coach sides and the bodywork of open wagons always look better in etched materials because they're much closer to scale thickness than plastic or white metal. Nickel silver is stronger than brass of equivalent thickness so a thinner section can be obtained. To build up the sides of the Palbrick, a double thickness is necessary.



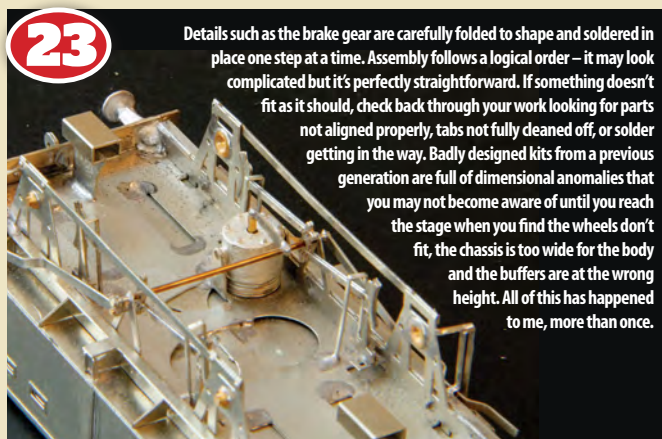
21 Before the sides can be soldered in place you may need to file the edges of the floor smooth where three layers have been butted together. I don't remove the cusp from etched components unless the edge is exposed, otherwise you risk upsetting the dimensional fidelity of the model.




22 Forming complex shapes in brass or nickel silver generally follows a sequence. Guided by half-etched lines (generally on the inside of the bend) you gradually bend the component first one way, then another until the desired shape is reached. These are the safety straps that, on the prototype, would trap the brake rods if they worked loose. The brake lever ratchets are formed in exactly the same way.



23 Details such as the brake gear are carefully folded to shape and soldered in place one step at a time. Assembly follows a logical order – it may look complicated but it's perfectly straightforward. If something doesn't fit as it should, check back through your work looking for parts not aligned properly, tabs not fully cleaned off, or solder getting in the way. Badly designed kits from a previous generation are full of dimensional anomalies that you may not become aware of until you reach the stage when you find the wheels don't fit, the chassis is too wide for the body and the buffers are at the wrong height. All of this has happened to me, more than once.



24 White metal details such as buffers and axleboxes can, with skill, be soldered into position but you'll unquestionably find it easier to glue them in place. I generally use a gel-type cyanoacrylate adhesive (superglue), switching to a two-part epoxy resin in situations where greater shear strength is needed.



25 The finished model with all the small details added, prior to painting. Once assembly is complete, the last stage before painting is to give the model a good clean with a glass-fibre brush, especially in areas where surplus solder may have encroached on to the surface. This should be followed by another vigorous scrub with household cleaner – a good way of testing that the components are firmly fixed in place.



ADDING Loops

A loop is a useful part of a trackplan allowing locomotives to run around their trains and to pass. **MIKE WILD** illustrates the basics of loops with dead and live frog points under analogue control.

DEAD FROG POINT ANATOMY

The insulated frog point is the simplest of the model railway turnouts. It manages power without the need for further intervention and can be connected without the need for insulated rail joiners as illustrated here as a basic arrangement. Its stalling point is the plastic 'vee' in the crossing which is a dead area with no power. This isn't too much of a problem with long wheelbase locomotives, but it can become a source of difficulty for short wheelbase engines which are likely to stall on the plastic frog.



THE DEAD FROG LOOP

A passing loop is a very useful component of a model railway track plan. Here we have laid out a short loop to illustrate how one can be created using Peco code 100 track and the same manufacturer's insulated frog

points. A loop like this allows two trains to pass with a single power supply connected at the arrows to the right (see HM133 for our guide to making power connections).

In Diagram 1 both points are set for the

straight track meaning that the steam locomotive is isolated while the diesel locomotive can run through the straight track. This is all achieved by joining the sections of track together – the insulated

DIAGRAM 2



LIVE VERSUS DEAD FROG

While insulated frog points (lower) are inherently simple to install, the operational difficulties of having a dead plastic section at the centre of the frog can be off putting for reliable operation. Live frog points (upper) are much more reliable in all circumstances, though they do require

additional wiring and insulated rail joiners to make them operate correctly. Note that the 'vee' in the crossing is made entirely from metal in the upper live frog point meaning there is no dead spot for locomotive wheels to lose electric contact as in the lower dead frog point.






DIAGRAM 1




points take care of isolation, but only when both points are set to the same track.


In Diagram 2 both tracks have power with the left-hand point set to the track with the diesel locomotive and the right-hand point

to the track for the steam locomotive. Both are powered from the same single power source. The disadvantage here is that under analogue control two trains can move, but only at the same speed and in the same

direction. On digital this is handy as it allows two trains to depart in different directions. This can be enhanced by moving over to live frog points, as illustrated in Diagrams 3, 4 and 5.



LIVE FROG LOOPS




Live frog points make loop operations much more flexible and create opportunities to hold two trains in the loops while running another locomotive elsewhere on the layout when connected correctly. All this can be done without switches too, though you will need

a power feed at each end of the loop. If you have a continuous circuit with one loop you won't need the second power connection, but if you have any other pointwork in the circuit you will need the separate feeds as marked. Diagram 3 shows the new arrangement

with, importantly, power connections at both ends of the loop. This is because we have now added insulated plastic rail joiners at the positions marked in green on the diagrams.

These are essential for live frog points in this basic setup as otherwise we would



INSULATED RAIL JOINERS






DIAGRAM 3

have a short circuit. With both points set to the line for the steam locomotive it can run through while the diesel is isolated in the straight line by the points.

In Diagram 4 we have now changed the points so that the steam locomotive is

isolated and the diesel can run through the straight track. No switches are required - just change the points and drive the other train. In Diagram 5 we have isolated both locomotives by changing the left-hand point

and the right hand point to the line with the diesel. This means that power only reaches the insulated rail joiners marked in green allowing a third locomotive to be driven on other sections of track away from the loops - a handy operational feature.




DIAGRAM 4





DIAGRAM 5

NEXT ISSUE

In the next instalment we will look at wiring up a passing loop for a digital control layout to make both sidings live at all times with live frog points.



For our basic live frog loop, we have added insulated rail joiners as marked in Diagrams 3-5. These are readily available for Peco track for code 100 and code 75 rail profiles. They must be cut from their sprue and then slid onto a pair of rails on each point as shown here so that each loop is fed from the opposite end. You can also add insulated rail joiners to all four track joints on one of the points - leaving all metal conductive rail joiners on the point at the other end of the loop - but this leaves us in a situation where only one loop can be isolated at a time.

TRAIN PLANNING

Recreating an accurate model railway isn't just about the trains and scenery. **GILBERT BARNATT** explains how he recreates realistic operation on his Peterborough North 'OO' gauge layout.

WHEN Peterborough North featured in *Hornby Magazine* (HM114) I referred briefly to the aspects of train planning and operation which go hand in hand with the model trackplan and scenery of this large 25ft x 10ft home based 'OO' gauge layout with the aim of ultimate realism.

From the outset, I was determined that the layout would be run as near as possible to the prototype, and I researched working timetables

and train formations to that end. That allowed me to build up an operating sequence within which trains would appear in the correct order, and locomotives would be rostered to realistic diagrams. It also showed the need for a very large amount of rolling stock, and a hasty reappraisal of how I might achieve the end result.

Having lowered my sights somewhat, I listed what seemed to be essential if I were to achieve my goal. There was still an awful lot of it. BR's

Eastern Region had a great liking for named expresses, all of which had unique formations. That created problems, but I couldn't see how I could exclude those trains and still claim to give an accurate portrayal of a day's workings. That meant I needed to store 11 formations before I even looked at the myriad of other services which I had to cater for. Add on the local trains - there were quite a lot of those - and goods trains too, and the list was a formidable one.



At the London end of the storage yard a siding is dedicated to storage of Second Corridor stock to make up passenger workings.



Here I would like to claim that I did all of this before beginning to plan how these trains would be stored, but I can't. I looked at the side of the layout room designated for storage and calculated that I could safely put in 18 through roads, with some dead-end spurs in the empty corners. It took a lot of experimentation and time. In the end though, I had a functioning storage yard, and was able to unpack all my stock from the loft layout.

STORAGE OPERATION

Very soon I had a full yard and could start to see if the whole thing was going to work. It did, to a degree, but there were problems, largely centred on those roads which stored two trains. I was determined that the trains should run as they did in reality, so what went Down had next to come Up, and vice versa. The ideal then was to have two trains which went Down in one order, but came back in the other. Road 18, which is

the longest in the storage yard, will hold one 11 and one 10 coach rake. 'The White Rose', an 11-coach Leeds express, left King's Cross at around 9am, and the ever famous and essential 'Elizabethan', with ten on, followed at 9.30am. That allows the 'White Rose' to run through and the 'Elizabethan' stock to be moved up the road manually while it does so, after which it can slot in behind, until the 'Elizabethan' runs, when the process is repeated. The trains are now back >>

Gresley 'A4' 4-6-2 60007 Sir Nigel
Gresley rolls into Peterborough
North with a London bound
Pullman. In the foreground loaded
and empty coal trains wait for a clear
road to proceed south and north.



in the order in which they started. In the Up direction, the 'Elizabethan' is a mid-afternoon train, while the 'White Rose' doesn't return till early evening, so all is well, and nothing is blocked.


Unfortunately, I could find only two other instances where this happened, even after spending what seemed like hours pushing bits of paper with train descriptions written on around. So now I had several roads where, quite often, I had to move whole rakes around manually to get what I wanted. On occasions that meant that empty stock appeared incorrectly on the visual side of the layout, which I didn't like at all. Then I had to fit in all of the other unnamed expresses. There were several each way to Tyneside and Leeds, some semi-fasts to Doncaster, York and Hull, and a couple to Grimsby and Cleethorpes, plus a Glasgow service.

Very soon I concluded that the Tyneside and Leeds trains, of which there were seven or eight, would have to be represented by just one Up and one Down rake for each, and that another rake would represent all the semi-fasts. Four trains were selected, and the correct formations put together as well as I could with the stock I had. It seemed sensible to put the Leeds and Tyneside trains in dedicated roads Up and Down, one behind the other. That was fine, except that occasionally they didn't run in that order, and more manual shuffling about was necessary.

Then came the local trains, which at least were much shorter, but there were still plenty of them. Again, one rake had to suffice for all, so for example a single four-coach rake deals with every Midland & Great Northern line train. They all lived in the spurs which I had put in to fill the empty corners of the storage yard.

Finally came some goods trains, an Up loaded coal, and Down empties, a representative (or so I thought) fitted goods and an unfitted one, and that was that, the yard was full, except for a few very short spurs. Those I used to store locomotives in the order in which they would be needed, to reduce the need for handling and moving from under baseboard 'locomotive sheds'. This process proved to be very fiddly, and eventually tedious, but it worked.

So, what are these 'sheds'? They are just boxes with shelves really, as you can see from the accompanying images. Much use has been



The storage yard for Peterborough North has 18 through roads together with a number of additional spurs. Locomotive storage is split between the above board and below board racks.

made of Peco locomotive lifts, which have proved invaluable, though I still need more when funds permit. Many hours were then spent putting together a complete sequence running to 360 moves, and transferring the whole thing to a laptop. Now I could see if it all worked as planned, and it did, up to a point.

Then I had a visit from the late Andy Rush, who was in the Control office at March at the time in which my layout is set, and who liked his goods trains to get the attention he felt they deserved. He asked me very politely if I would like to know what was wrong with mine. I said "Yes," and he told me, again very gently: "A lot" sums it up. I suppose it is a trap into which quite a lot of us may fall, do the glamorous stuff first, and fit in the goods as an afterthought. This made me realise that I wasn't achieving what I had aimed to do, and that caused a reassessment.

DELIVERING THE GOODS

I now felt that I couldn't get away with three or four generic goods trains, and Andy soon supplied me with details of the formations of nearly all the trains shown on my sequence, so

Freight traffic has become as important to the operation of Peterborough North as the main line expresses. BR '9F' 2-10-0 92188 rolls into the goods lines on the west side of the station with a southbound loaded coal working.



Separate storage areas have been created for sheds which served Peterborough. This is the Top Shed storage area with locomotives lined up on Peco Locomotive Lifts for easy transport to the layout.

I was out of excuses anyway. That could only mean some off-layout storage was necessary, but how to do it? I eyed up a spur at the end of Road 1 of the storage yard, measured it, and found I could get a 4ft long cassette to butt up to the end of it. A trial cassette was duly made, the photographs show how, and it seemed to work. I got a joiner to put together a cassette storage box, and embarked on a complete reappraisal of the whole storage concept. A 4ft cassette is really the longest that can be safely used, so there are a lot of them, together with some 3ft ones for shorter trains, and all I have lost is one spur.

Some trial running soon convinced me that this would work and so a radical reappraisal took place, which resulted in a number of rakes moving from above baseboard storage to the cassette box. This included all of the local trains of five coaches or less and even some main line trains of eight coaches, split into two cassettes.

I found that in practical terms two cassettes >>

The south spurs include space for partial passenger formations which can be joined together to create complete rakes as well as part rakes of goods wagons.



per train was the sensible limit. That left me with a yard in which only three roads hold two trains and they are the ones which only require one train to be moved up while the other is running round, removing one of my biggest concerns. I now had quite a lot of apparently spare capacity. Now, if this was an exhibition layout, that space could be filled again, provided one wasn't trying to run an exact prototypical sequence, but I'm not, and never will be, exhibiting this layout, so I'm under no pressure to keep people amused, except myself of course. So, it now dawned on me that I don't have to rush, and can take as long as I like to run the trains. I find that even when I have visitors there is no problem, as they show great interest in how the whole thing works.

The revelations continued as I assessed the situation further. If I abandoned the concept of locomotives sitting in spurs waiting their duties, which had turned out to be a bit fiddly, and frankly rather irritating, I could free up even more space. Lifting locomotives from their 'sheds' to the trains isn't a problem, and I've not yet suffered a single accident while doing it. The same applies, incidentally, to cassettes. How then to occupy these vacant spurs?

SAVING STOCK

Time for another revelation. How many brake coaches are there on the layout? In main line trains alone, 29 at the ends of formations, and eight in the centre. We'll ignore those in cassettes for the moment. And how often do these brakes actually do any work? For quite a lot of them, the answer is twice in a 360-move sequence, which can take weeks to complete. That is a lot of time standing idle, rather like some BR stock prior to Beeching, come to think of it.

This was quite a shock, frankly, and even more so when I contemplated my next proposed leap forward. The idea of having the trains in the correct formations was getting more desirable as things developed, and I now had quite a lot of loose stock which didn't fit into the fixed rakes. Could I use these carriages to form yet more



March shed also has its own storage area for locomotives allowing motive power for Midland and Great Northern Joint Line trains to be housed off stage when required.

correct trains? Possibly. And if I did so, did they all have to have dedicated brakes? Why not just have a number of each type - basically Brake Second Corridor (BSK), Brake Composite Corridor (BCK) and Brake Second Open (BSO) - and top and tail the trains with them? That would save a fair bit of cash. They could live in those spurs in the storage yard and the concept could be developed further. Why not do it with catering cars and even with things like First Corridors (FK) and First Opens (FO), of which in reality there were very few?

This had me sitting down yet again with the official carriage working books and analysing the types of formation which were most common. Before too long, I had a notebook with quite a lot of detail in it, and was able to assess stock needs. To my surprise, I already had most of what would be needed.

SEQUENCING

I then decided that as my sequence moved along, I would assess each train's correct formation and see if it could be made up from loose stock and, if so, how long it might take. Not surprisingly, some were easier than others and a few could not be done at all. What was clear though was that the principle could be made to work. I then did some

in-depth research to find out the most common types of formation, and the vehicles needed.

An important first discovery was that trains destined for Tyneside generally had end door stock, while those for the West Riding used all-door carriages. We are talking here about Gresley stock, which was still very heavily used in secondary express, relief, and 'Q' trains. Having said that, there are of course exceptions, but that is where a sense of proportion and what is practical has to come in.

I'll give one example to illustrate this, as I'm more concerned about explaining a general principle which might assist quite a few people, rather than East Coast Main Line-specific ones which would not apply to the majority. A typical King's Cross-Newcastle secondary or relief, or a train which ran only on certain days of the week, was made up mainly of Gresley end



A cassette system has been developed to allow additional train formations to be stored off the layout. Each cassette can hold up to four carriages and by joining a series of stock from different cassettes together a complete train can be assembled.



door Second Class coaches, usually seven of them. There would also be a First Class coach, normally an FK, and two four compartment brakes. A number of 10-coach rakes like this ran. A few more also had catering vehicles, and by far the most common pairing was a Restaurant Composite (RC) and Second Open (SO). I could therefore put that number of coaches into spurs, and surprisingly quickly form a train in Road 1, which has always been intended as an empty road to be used if I felt like just watching a train go around. If I then added in a single example of an FO and a Restaurant Standard Open (RSO) I could vary things even more. It all worked very well, and so I could now target the stock I needed far more accurately and economically.

EXTENDED PRINCIPLE

I've been somewhat surprised and rather delighted to find that I can extend this principle in other ways, and that I can put together far more prototypical formations than I would have thought possible, using far less stock than I imagined would be required. This extends to the local trains too. My original decision was that each of them should have one fixed rake of stock, which seemed practical and economical. It was, but after a while the knowledge in advance of exactly what was about to happen started to spoil things for me a bit. Is that one of the reasons some of us chop and change fairly regularly? Is it about things getting too predictable, and therefore less satisfying? I suspect it is a factor for me. I have a lot of services made up BSK, SK, CK, SK and BSK. With my new policy, some of these can be varied too, as they were in reality. It just keeps things fresh, interesting and adds a bit of challenge.



Peterborough North has now been going for seven years, and I still find it to be both interesting and worthwhile. I feel no temptation, as I have in the past, to move on to something else, and I'm

sure that is because of the changes that I have described. This is a very large layout, and a very specific one, but I do believe that the principles I have adopted and explained may be of help. [Hobby](#)

Above: Cassettes are stored off the layout in a dedicated rack. This has expanded the capacity of Peterborough North and its realistic operation.

Below: Gresley 'A3' 4-6-2 60050 Persimmon waits to depart with a King's Cross-Leeds express – one of a number of unnamed express workings on the East Coast Main Line each day in 1958.



6 TOP TIPS FOR TIP-TOP TRACK

A layout will not run well unless the track is laid properly and on the correct supporting materials.

NIGEL BURKIN shares his experiences of track laying on numerous layout projects in six simple stages.

A NEW layout has firmly put track laying back into the spotlight for me. My latest project might not fit too well with many *Hornby Magazine* readers because the chosen prototype is not British outline. It's not based on North American practice either but replaces an 'N' scale North American layout project which had reached a point where it had achieved all the objectives I set for it. Furthermore, the difficulty in acquiring the right North American rolling stock and in the desired quantity was becoming more of an issue, hence bringing the project to a dignified conclusion.

That US-outline layout demonstrated the importance of good track laying practices when 10-12ft long trains in 'N' scale (30 bogie wagons behind two or more locomotives) are to be run and reliably without accidental uncoupling or derailments given the small physical size and weight of individual models. Any kink in the rail or misaligned joint would surely throw a wagon off the track and possibly a few others too. Clearing up such derailments is not fun and will disrupt an operating session for some time. Equally, in the worst case expensive models hitting the floor, even one with a soft covering, is not something any modeller wishes to see.

The same is true when modelling a small layout in 'OO' gauge even though trains are likely to be considerably shorter. Sometimes, a compromise between appearance and reliability has to be struck as I found out with the Loch Dhu Distillery project where the track has to look as if it is poorly maintained but perfect enough to allow small 0-4-0ST locomotives to run over it well. The same applied to my 'N' gauge Wheal Annah layout – shunting operations without accidental uncoupling or stalling means the track has to be laid well but cannot look like main line track in appearance.

This article takes a look at some track laying ideas and what should be underneath, including choice of materials too, using my new 'HO' scale layout as a demonstration. Remember, the scale, geography, subject and era of a layout are irrelevant – the desired end result is always going to be the same – smooth, even track laid on a stable foundation with no wobbles, kinks or raised joints in the rails. Plan ahead, work out what materials you need and work out how your track layout will fit together using templates or track planning software. Practical planning will help avoid costly mistakes! **Hornby** »



No matter what scale, gauge, era or even country you are setting your layout in, well laid track is equally essential to its future performance. Here a Heljan Class 37 leads a ballast train across the main junction on the Hornby Magazine 'O' gauge test track. All the track is by Peco laid on Woodland Scenics Track Bed foam underlay. The methods explained in this feature are applicable to all scales for indoor layouts.

USEFUL MATERIALS AND COMPONENTS

- Electrical solder
- Wet and dry paper
- Plastazote foam or cork track underlay
- PVA adhesive
- Carpet and tile glue suitable for foam carpet
- Fine track pins such as those by Peco
- Rail joiners - conducting and insulated
- Offcuts of wood from baseboard construction

ESSENTIAL TOOLS

- | | |
|--|---|
| » Xuron track cutters | » Marker pen |
| » Fine nose pliers | » Cordless drill |
| » Tracksetta | » 10mm wood boring drill bit |
| » Homemade track gauges for clearances | » Modelling knife and spare blades |
| » Turnout mounting jigs | » A variety of heavy objects |
| » Soldering iron with small 1.5mm tip | » Mini drill |
| » Needle files | » Carborundum cutting discs and mandrel |
| » Pin vice | » Sharp scissors |
| » A number of 0.6mm drills (you will break some) | » Power drill and twist drills |
| » Map pins | |
| » HB pencil | |



1 Practical planning



The use of various track laying techniques and materials is the subject of this article. It might seem strange to build the most complex junction on the layout first, but it is an excellent place to start. The double junction on my 'N' gauge Dudley Heath layout was the first track to be installed and never required any adjustment.

There are choices to be made and options to be explored before tackling a track laying project. The reality is that track has to be considered at the baseboard construction phase – how thick should the baseboard tops be, how will it be supported and how will congested areas such as junctions fit with turnout motor positioning and track bed supports? A little practical planning is advised, even if you have your track plan drawn up on paper and the appropriate templates prepared.

Sometimes, there are factors that paper planning simply does not reveal or theoretical measurements

need checking in the real world. The primary one is the length of individual items of rolling stock to be run on the layout. For example, my new layout is based on a prototype which is a single track main line with passing loops. The loops have to be long enough to comfortably accommodate eight-coach trains plus a locomotive without coming anywhere near the fouling points of the turnouts at either end of the loop. I could measure and plan for this on paper, but there is nothing better than unpacking the trains, laying out some track and actually doing

some measurements to be sure of loop length – do this before fitting the baseboard top or trackbed (which is not the track underlay).

At the same time, consider the length of sidings and shunting necks. Are your headshunts long enough for your longest locomotives or indeed two of them? Dig them out and check to be sure. Do your planned berthing sidings hold the train lengths or multiple units you need for good operations? Are some clearances at turnout fouling points proving to be too tight with your longest trains?

Another factor is clearances on

double track sections. Straight plain line is not usually a problem, but our sharper than prototype curves means that scale coaches and bogie wagons will overhang on curves and could strike each other when passing on the curved sections of the layout if clearances are not worked out beforehand and track clearances eased into curves.

Sufficient clearance between the tracks is essential, particularly if you are operating 75ft Mk 3 stock or even the latest Hornby Class 800 Intercity Express Programme vehicles, which are longer still and have overhangs front and rear.



The redesigning of Hornby Magazine's office layout required careful planning of the junction. Even though we had plotted the design on paper, numerous adjustments were still made when it came to putting this area together for real to ensure all the points could be motorised and that the correct formation could be reached.

3



Cork or foam? Both types of track underlay work well and with different benefits. Double-sided adhesive foam tape is also worth considering for track laying. Foam such as Plastazote foam helps prevent rumbling though the baseboards which is necessary when digital sound is being used.



Cork and foam are easily cut into narrow strips for placing on the track bed using a sharp modelling knife and metal ruler designed for use with modelling knife blades.

Track underlay

There are so many choices in layout building, including the choice of track underlay. Before looking at the advantages or otherwise of cork and foam, the need for underlay should be explained. It has two main functions which is to deaden the sound of passing trains and to raise the track up on the trackbed for the creation of a ballasted permanent way with 'shoulders'. Ballast holds the track in place on the full size railways and is important for drainage too, so allowing for its modelling at the track laying stage is important. Goods yards and sidings may not need a ballast 'shoulder', so larger sheets of underlay can be used to provide sound deadening.

So, which is best? Cork or foam? That is a very personal choice and there are benefits of using both materials.

Cork is a traditional underlay material which is available in sheets and various thicknesses from 1mm to 5mm suitable for model railway applications. It is usually rolled for posting and handling and from experience, thicker cork sheet can develop a memory making the curve from rolling difficult to flatten out, even when the material has been placed on a flat surface for a week or two with weights on top. Cork is falling out of favour due to cost and environmental considerations in its harvesting but has the benefit of being biodegradable. If cork is your preferred material, buy the best you can afford and avoid the cheap crumbly stuff! Cork flooring tiles without an adhesive backing are a good source of cork underlay material for example.

Foam underlay has a poor

2

Trackbed



Track bed or the underlying baseboard top must be composed of the thickest material possible for strength and stability. I prefer to use high quality 12mm or 18mm plywood with multiple laminations screwed to strong risers.

Trackbed comes in several forms and is the baseboard top. This is the all-important support for the track and its underlay along with electrical equipment and turnout machines. Baseboards and the tops have to be the solid foundation for the track, particularly if the layout is portable. Compromise on quality and thickness of the material and problems will soon be transferred to the surface in unreliable running.

There are several ways in which the underlying sub-trackbed can be built on baseboard frames and some methods work well on fixed layouts whilst others are

more suitable for portable layouts. My new project is designed to be portable in part. Not so it can be transported to a model show, but to allow for any future house move. The portable sections are modules in their own right composed of open frames which sit on the layout supports. They allow individual scenes on the layout to be fitted back together in different configurations following a move with some realignment of track at the ends and the building of new linking sections. The foundation under the track is composed of strips of 18mm plywood about 50

Another trackbed technique worthy of consideration for fixed layouts is the spline track bed. This is composed of narrow strips of wood up to 25mm deep, providing a very strong and stable trackbed with flowing curves.

per cent wider than the permanent way, sometimes doubled up in places for strength and stability. It is well supported on the open frames with risers and will withstand a move. Several non-scenic linking sections are used in the layout and are permanently fixed to the main layout support structure.

Increasingly popular is the Woodland Scenics Sub Terrain Lightweight Layout System which consists of a range of foam products which includes risers and incline sets for supporting the track underlay and the track itself. It is light, an effective way of creating

Above: The solid top baseboard will always have its place in railway modelling, particularly where scenery is to be on the level of the track or higher. This is one of the new solid top boards for Hornby Magazine's 'OO' gauge test track Topley Dale which will have rolling hills and rock faces above the level of the railway. It is made from 9mm plywood for the top and 18mm x 69mm softwood for the frame.

a railway in a landscape and easy to use, allowing complex layouts to be constructed with minimal joinery. It needs a solid foundation to begin with, usually a baseboard frame or table with a solid flat top.

Whatever method you choose, ensure that your track foundation is not going to bow downwards between supports. Plywood is usually my preferred material and you should use quality ply, at least 12mm thick with lots of laminations whenever you can. Be sure to support it with sufficient risers while allowing for point motors and other underboard equipment.

Commercial underlay products of various kinds are also available including cork and foam strip, pre-ballasted underlay and laser cut templates for set track. Which you prefer will depend on your layout design, track type and personal preferences!



reputation thanks to the use of soft foam for set track which is sold as a combined underlay and simulated ballast. They are moulded to fit proprietary set track pieces and are not as stable as industrial sheet foam such as Plastazote which also does not absorb liquids such as the dilute glue needed for securing ballast. When securing track with pins, care has to be taken not to compress the foam underlay, something

If there are numerous curves on the layout, cut the underlay material into thin strips which makes it more flexible and easier to glue down. Two or three strips can be used in a staggered pattern under the width of the track.



The new layout featured in this article sees the use of a more advanced foam material called Plastazote for track underlay - a dense black foam which is firm, easy to cut and has excellent sound deadening properties. Note how the screws securing the baseboard to the frame are well recessed.

which cork will resist. It should be mentioned that foam has different environmental considerations to cork - it's not biodegradable!

There are many variations on the cork and foam theme. The Woodland Scenics Track Bed range comes in sheets, strips and rolls complete with chamfered edges



Various glues can be used to secure foam and cork to the track bed. I prefer to use water resistant PVA glue instead of foam-safe carpet glue because the latter gives off more volatile fumes.

making preparation of the track underlay very simple to do. Other products include Gaugemaster ballasted underlay which is a great time saving product for modellers not wishing to go to the trouble of cutting sheet foam and cork together with the long job of applying ballast.

4 Securing methods




PVA glue for securing track is spread along the track underlay. Stiff flexible track such as the Peco 83 Line track being used on this layout does not need too much glue to secure it. Ballasting will complete the job and any track pins used to help keep the track in place will be removed.



The track is gently placed on the glue, taking care to redistribute thicker spots of glue so it does not squeeze too far up the sleepers.



So far, so good. No rail joiners will be used at this point because the glue is holding the track well enough to keep the rail ends correctly aligned.



A useful technique which helps with bending flexible track into sharp curves and without distorting the position of sleepers is to cut the rail web on the underside of the outer rail using a sharp scalpel.

Another debate between modellers is the best way of securing track to the track underlay. Several methods and variations on the theme are used with a great deal of success. The method you prefer will depend on a variety of factors including the type of track, curves and complexity of track formations.

The old favourite has to be the track pin and naturally, the finer the pin, the less of an impact it will have on the appearance of the finished permanent way. A hole is drilled through the sleeper of the track section at certain intervals and a pin driven through the hole and the underlay to the track foundation, securing it in place. Turn the track over and look for pin hole positions which may be drilled through with a twist drill fitted to a pin vice. When using foam underlay, avoid compressing it by driving track pins too hard. Also, track pins will transmit noise from the track to the baseboards bypassing the track underlay.

Glue has always been a favourite of experienced layout builders and a quality water resistant PVA glue is ideal, as long as it 'grabs' well. Other adhesives include water based 'No More Nails' type which are designed to grab the surfaces being glued

together. This is important when track has to be held in place as the glue sets. The problem with some glues is that they are a tad too permanent, making adjustment hard after it has set, unlike the use of track pins which allows for changes and adjustment. When using adhesives to secure track, be absolutely sure you have got the track formation spot on.

There is nothing to prevent a mix of techniques being used

in the same layout. Pins can be used to secure track in non scenic areas making changes to formations and track recovery in the future if the layout has to be dismantled much easier. Track pins can be used in conjunction with glue to secure track in place until the glue has set – the pins being withdrawn afterwards. Pins may also be used in scenic areas until ballasting is complete and hardened. The ballast will hold

track in place allowing the pins to be pulled out and the holes filled.

Self-adhesive foam tape is another favourite of layout builders. Double-sided adhesive tape sticks to the track foundation and will hold track firmly in place without the need for pins. It also works as an additional underlay layer too. Its adhesive is usually very strong and will grab track instantly, so a great deal of care is needed to achieve the desired result, particularly with straight track sections.

One of the factors in securing track to the underlay is how flexible the flexible track lengths happen to be. Peco Streamline track in 'N' and 'OO' gauges together with the Code 83 Line is quite stiff and will hold a curve, especially after the webbing between the sleepers has been cut along the outside of the curve. Whilst 'N' gauge track may need securing, I have found that 'OO' track will sit flat on the underlay long enough for the glue to grab and hold it in place without having to pin it. Other track products are much more flexible requiring some method of holding it in place for the adhesive to set. C&L Finescale flexible track is one example of a very flexible track product together with Atlas Code 55 'N' scale track.



Map pins are a useful tool for holding flexible track in place whilst glue sets if it needs a little more securing to retain its formation. Do not press the pins in too hard or the track may become distorted when the foam underlay is compressed.

5 Guides, gauges and spacers



If you can keep the ends of the rails aligned, you might be able to avoid using rail joiners on plain track sections, at least where power doesn't need to be transmitted from one section to another. A Tracksetta is the ideal tool for this technique. Note how the sleepers do not have to be removed from the ends of the rails to accommodate rail joiners and a sufficient gap for heat expansion has been left between the rail ends.

It is worth buying or making spacing gauges to help with track clearances, particularly for use on sharp curves. Examples of useful tools include the Proses Parallel Track Tool which, as it suggests, will hold double and triple track sections parallel from each other maintaining the desired clearances.

They also work on curves too which is a handy feature. Another Proses product is a set of jigs called a Flexible Track Holding Tool for holding flexible track in place after it has been shaped to suit a particular track formation.

A simple but useful tool produced by Peco is the 6ft spacer which

ensures that double track sections are laid the correct distance apart, bearing in mind the need for additional clearance on sharp curves. An old favourite of layout builders is a product that has been available for years and that is Tracksetta which consists of a range of straight and curved

metal jigs for 'OO'/'HO' and 'N' gauges. Specific curves can be introduced using Tracksetta curved templates and straight sections can be kept straight with the 10in Tracksetta template. There are slots in the middle of Tracksetta which enable pins to be used to fix the track in place.

6



It is important to stabilise the end of the rails at baseboard joins of portable layouts. This can be achieved by using copper-clad sleepers securely fixed to the baseboards or wider strips of PCB in non scenic areas with the rails soldered in place.



Gaps in sleepers of flexible track caused by the need to fit rail joiners can be filled with spare sleepers to tidy the track up. The curve has some super elevation which has been introduced by simply sliding a piece of stiff wire under the outer ends of the sleepers.


Finishing off

Once the primary track laying is complete, there are a number of tasks to complete the track. Fill in gaps where sleepers are missing to accommodate rail joiners with spares taken from scraps of flexible track. Cutting rail causes burring which should be rubbed down carefully with fine grade wet and dry to smooth the joins in the rails, paying attention to those rails cut to length from lengths of flexible track. Also search for any misaligned rail joiners which should be rectified before conducting running tests. When doing checks, be sure that insulated rail joiners have been fitted where needed. Do you have sufficient gaps in the rails to allow for heat expansion?

Each length of track is examined by looking along its length. I look for dips, hollows, bumps and wobbles that need to be straightened, levelled and packed. Twisted rails cause derailments, so those lengths of track should be removed and replaced. Undertake

final clearance checks and then run the layout by hooking up a controller and running trains across the turnouts.

Track testing should be done before starting to wire up the layout and, in the case of large layouts, done in manageable phases. Spend as much time as you can on testing. Avoid the temptation to wire up, paint, ballast and detail the track until you are completely happy with its performance.



Trim off the rail fixing detail and slide the sleeper under the rails, securing it with a spot of glue. Note how the foam underlay has been cut part way across its width to make it better fit the curve as a long strip.

Oake inspires

SPONSORED BY

HORNBY®

**£50
STAR
LETTER**

I HAVE JUST RECEIVED HM134 and I am thrilled by Oake. As a relative newcomer to the hobby, I have not owned a model train since the age of ten (a long time ago). I was delighted by the details of both the location and era I am trying to reproduce. Your excellent photographs inspire people like me, I'm sure, and give us great ideas to create


better quality layouts than would otherwise be the case.

The photograph captions are extremely useful too and whilst the locomotives, carriages and wagons are very well documented, I wonder whether it would be possible to add some more specific details, such as which kits/models have been used for bridges, stations, platforms, tunnels,

backscenes, farms, cars, lorries and the like. This is not always mentioned.

I realise that this is asking for a lot of information, but I am convinced it would help the less experienced among us.

**Francois Faverot de Kerbrech,
by e-mail.**



BRAKE VAN SAFETY

Whilst I was very impressed with Tim Shackleton's *Braking the Mould* article in HM133 there was, I feel, an obvious omission from his modifications. Indeed, with all the increased detail in ready-to-run models I have always wondered why this detail is still ignored to this day.

This was the guard's safety bar, which was nothing more than a large hook, but vital to ensure the guard never fell from the brake van veranda.

All ready-to-run manufacturers mould this detail as hanging down to the side of the brake van cabin, when in fact all running vans would require all safety rails in place, and when not running it was usually only one bar that would have



been un-hooked, in order for the guard to dismount the brake van.

Whilst I am no 'rivet counter' I have always been surprised by this omission which I have been adding to my own collection of brake vans. Addition of the safety bar is easily completed with the relevant size drill bit and a dress makers pin, bent accordingly and painted to show polished metal from use.

Graham Barnes, by e-mail.



ASTONISHING QUALITY

I've been reading quite a few letters in the Hornby Post section of your magazine regarding the cost of the hobby. I think some people are forgetting that the quality of the models from manufacturers such as Hornby nowadays is also going up at an astonishing rate.

When I first got into the hobby all the Hornby RailRoad models had those giant couplings but now they all have NEM pockets fitted which enables you to have a close coupled train, whereas a few years ago if you'd wanted a close coupled train you'd have to have done some drastic modifications to enable you to do that.

Hornby's recently released Class 121 'bubble car' (R3665) proves that they can still make a reasonably

priced model for those looking to build a layout on a budget.

Sam Goodwin, by e-mail.

TURNING POINT

Do you need a turntable but have no room? Try a triangle, but with a difference. Using a sector plate, lay two sidings into your corner from your main line or loop. The right-angle in the corner provides the pivot point for the sector plate. Electrically, you can use the reverse loop module in Digital Command Control mode. If using a loop, the sector plate and loop could be hidden by a backscene around the curve. The sector plate could be wound with gearing or a mini electric motor.

**Mike Barcy, Tolworth
O Gauge Group**

HORNBY DID MAKE OVERHEAD EQUIPMENT

In response to the letter from Mike Hillman (HM134) Hornby has provided overhead catenary in the past, albeit in a form not up to today's demanding detail.

I had a comprehensive layout using it and the main benefit (as Mike points out) is that the locomotives had a capability to run from rail only or overhead/

rail return so that before the heady days of DCC, one could run two trains independently on the same track.

When was the system available? Mine was in 1960 and I'm still modelling - albeit the overhead equipment is long gone.

**Pete Robinson,
by e-mail.**



MIDLANDS MODEL ENGINEERING EXHIBITION

THE SHOW FOR MODEL ENGINEERS



**THURSDAY 18th to
SUNDAY 21st
OCTOBER 2018**

Thursday - Saturday 10am - 5pm
Sunday 10am - 4pm

**WARWICKSHIRE
EVENT CENTRE**

**...more than just an exhibition
- it's an experience...**

Meet over 35 clubs & societies. **See** nearly 1,000 models. **Learn** from the experts in the workshops & lectures. **Buy** from nearly 50 specialist suppliers.

ENTER YOUR WORK NOW

Why not enter your work and be part of the exhibition?

There are 16 competition and 16 display classes.

Call 01926 614101 or see our website for more information.

Trophies, cash prizes and certificates are given to winners.

BOOK YOUR TICKETS NOW

ADMISSION PRICES	ONLINE TICKETS*	FULL PRICE TICKETS**
Adult	£9.50	£10.50
Senior Citizen	£8.50	£9.50
Child (5-14 yrs)	£3.00	£4.00

* Tickets are available via our website at discounted prices.

** Full price tickets are available on the day from the ticket office.

Please call SEE Tickets on 0115 896 01547 if you would like to book a ticket by phone. Last admission 1 hour before closing.

SPONSORED BY

**ENGINEERING
in Miniature**

EXHIBITION LINK BUS
from Leamington Spa Railway Station.

FREE PARKING Ample
free parking for over 2,000 vehicles.

FREE SHOW GUIDE
upon entry to the show.

GROUP DISCOUNTS: 10+ enter code GRP10 on website.

Lecture programme, exhibitor list & bus timetables online.

www.midlandsmodelengineering.co.uk

Organised by Meridienne Exhibitions Ltd

All information subject to change, correct at time of printing.

f Meridienne
Exhibitions LTD

@MeridienneEx



THE INTERNATIONAL N GAUGE SHOW

THE SHOW FOR THE RAILWAY MODELLER

Supported by
MODEL RAIL



**SATURDAY 8th & SUNDAY 9th
SEPTEMBER 2018**

Saturday 10am - 5pm Sunday 10am - 4pm

**WARWICKSHIRE
EVENT CENTRE**



One of the leading shows
dedicated to **all things
n gauge**, attracting nearly
3,000 visitors.

See major manufacturers
& over **40 specialist
suppliers** showcasing the
latest models & products
in one place.



BOOK YOUR TICKETS NOW!

ADMISSION PRICES	ONLINE TICKETS*	FULL PRICE TICKETS**
Adult	£10.00	£10.50
Senior Citizen	£9.00	£9.50
Child (5-14)	£4.50	£5.00

Order 10 or more tickets online to receive
10% discount - enter code GRP10

* Tickets are available via our website at discounted prices.

** Full price tickets are available on the day at the venue.
Please call SEE Tickets on 0115 896 0154 if you would like to book a ticket by phone. Last admission 1 hour before closing.

Exhibition Link Bus on Saturday 8th only

Over **30 layouts**
on show...

Modern, Steam,
American, and
Continental

**...the best of
N Gauge.**

Please see our website
for full details.

www.ngaugeshow.co.uk


@MeridienneEx

f Meridienne
Exhibitions LTD

Organised by Meridienne Exhibitions Ltd

All information subject to change due to circumstances beyond our control.

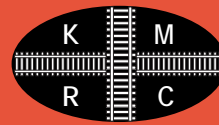




Kernow Model Rail Centre

Visit www.kernowmodelrailcentre.com or call our team on 01209 714099

UK POSTAGE & PACKING = £4 PER ORDER. ORDERS OVER £175 = POST FREE



NEW RELEASES - OO GAUGE

BACHMANN OO LOCOMOTIVES + WAGONS

31-590 Class 70 Diesel Locomotive No 70 015 Freightliner.....	£144.99
31-591 Class 70 Diesel Locomotive No 70 805 Colas.....	£149.95
31-655TL Class 47/4 Diesel Loco 47 625 "City of Truro" BR Blue, weathered.....	£169.95
31-655TDS Class 47/4 Diesel Loco 47 625 "City of Truro" BR Blue, whtrd. DCC Sound.....	£269.95
32-227DS Fowler Class 3F 0-6-0 Jinty Steam Locomotive No. 7363 LMS Black.....	£182.95
32-850A 9F Steam Locomotive No. 92220 "Evening Star" BR Green L/C.....	£161.95
32-860 Class 9F Steam Locomotive No. 92211 BR Black L/C.....	£161.95
38-041C 31 Tonne OBA Open Wagon BR Railfreight.....	£22.95
38-046 31 Tonne OBA Open Wagon Railfreight Distribution.....	£22.95

DAPOL OO DIESEL LOCOMOTIVES

4D-012-004 Class 22 Diesel Locomotive No D6325 BR Green with disc headcodes.....	£127.95
4D-012-006 Class 22 Diesel Locomotive No D6327 BR Blue with headcode boxes.....	£127.95
4D-012-008 Class 22 Diesel Locomotive No D6332 BR Blue with headcode boxes.....	£127.95
4D-012-009 Class 22 Diesel Locomotive No D6322 BR Green with disc headcodes.....	£127.95

HELJAN OO STEAM LOCOMOTIVES

4781 47xx Class Steam Locomotive No. 4705 GWR Green with GW lettering.....	£169.95
4782 47xx Class Steam Locomotive No. 4707 GWR Green with GW lettering.....	£169.95

HORNBY OO STEAM LOCOS + COACHES + WAGONS + TRACK PLAN

R3619 Castle Class Steam Locomotive No 5013 "Abergavenny Castle" BR Green.....	£144.99
R3665 Railroad Class 121 Driving Motor Brake Second 121 034 BR Green (Chiltern).....	£59.99
R3676 A4 Class Steam Locomotive No 4468 "Mallard" LNER Blue.....	£161.99
R4684A Collett Bow-Ended Corridor Third Coach W4910W BR.....	£41.99
R4685A Collett Bow-Ended Corridor Brake Third Coach W4925W BR.....	£41.99
R4686A Collett Bow-Ended Corridor Brake Third Coach W4926W BR.....	£41.99
R4687A Collett Bow-Ended Corridor Composite Coach W6146W BR.....	£41.99
R4688A Collett Bow-Ended Corridor Composite Coach W6145W BR.....	£41.99
R6839A Dia. 1529 Cattle Wagon No. S53908 BR Brown.....	£20.99

R6859 3 Plank Open Wagon No. 59 Armstrong Whitworth & Co. Ltd Manchester.....	£12.00
R6863 4 Plank Open Wagon No. 109 Elders Navigation Collieries Ltd Cardiff.....	£14.00
R6868 5 Plank Open Wagon C&F Gean Era 3.....	£14.00
R6870 6 Plank Open Wagon No. 1923 Pilkington Bros Glass Works St Helens.....	£14.00
R6871 6 Plank Open Wagon No. 778 J N Scholes & Sons Bolton.....	£14.00
R6875 7 Plank Wagon Hawkins Era 2.....	£14.00
R6887 Yeoman Aggregates PTA 102T.....	£17.00
R8156 Hornby Track Plans Edition 14 2018.....	£3.99

HORNBY OO KERNOW EXCLUSIVES



R3674 Class 31 Diesel Locomotive No D5579 Golden Ochre.....	£169.99
R3674DS Class 31 Diesel Locomotive No D5579 Golden Ochre. DCC Sound.....	£289.99



R3675 Class 31 Diesel Locomotive No 97 204 BR Research.....	£169.99
R3675DS Class 31 Diesel Locomotive No 97 204 BR Research. DCC Sound.....	£289.99

KERNOW MODELS OO EXCLUSIVES



K2701 Bulleid 1-Co-Co-1 Diesel 10201 BR Black E/E.....	£179.99
K2701DS DCC Sound.....	£309.99
K2702 Bulleid 1-Co-Co-1 Diesel 10202 BR Green L/C.....	£179.99
K2702DS DCC Sound.....	£309.99



K2703 Bulleid 1-Co-Co-1 Diesel 10203 BR Black E/E.....	£179.99
K2703DS DCC Sound.....	£309.99
K2704 Bulleid 1-Co-Co-1 Diesel 10203 BR Green L/C.....	£179.99
K2704DS DCC Sound.....	£309.99

OXFORD DIECAST OO VEHICLES

76TR002 Triumph TR6 Signal Red.....	£5.45
763CX002 JCB 3CX Eco Backhoe Loader - Union Flag.....	£21.95

OXFORD RAIL OO DIESEL LOCOMOTIVE

GV2015 Janus 0-6-0 Industriel Diesel Locomotive No. 201 Port of London Authority.....	£94.99
763RM002B Mk3a Restaurant First Modular Coach No. 10242 Intercity Swallow.....	£31.95
76ROR004 Landrover Defender Road-Railer Aqua Rail Technology.....	£6.95

BACHMANN OO-9

391-026 Baldwin Class 10-12-D 590 Welsh Highland Black.....	£123.99
391-027 Baldwin Class 10-12-D "Peggy" Ashover Crimson.....	£123.99
391-028 Baldwin Class 10-12-D "Hummy" Ashover Black, weathered.....	£123.99

BARGAINS - OO GAUGE

BACHMANN OO LOCOMOTIVES

31-169 L&YR 2-4-2 Tank No. 50705 BR Lined Black E/E.....	£72.99
31-214 Patriot Class Steam Locomotive No. 45538 "Giggleswick" BR Green E/E.....	£112.99
31-426B Class 411 4-CEP EMU Set 7122 BR (SR) Green.....	£219.99
31-427B Class 411 4-CEP EMU Set 7106 BR Blue & Grey.....	£219.99
31-980 BR Standard Class 3MT Steam Loco 80200 BR Green L/C, weathered.....	£88.99
32-085 Class 56XX Steam Locomotive No. 6639 BR Black E/E.....	£72.99
32-119 Class 08 Diesel Shunter No. 08 907 DB Schenker.....	£73.95
32-353 BR Standard Class 4MT Steam Locomotive No. 80135 BR Green L/C.....	£91.99
32-482 Class 40 Diesel Loco No. 97 407 "Aureol" BR Blue Departmental, whtrd.....	£113.95
32-881 Fairburn 2-6-4 Tank No. 42105 BR Lined Black E/E, weathered.....	£84.99
32-937 Class 150/2 2 Car Sprinter DMU No. 150 202 Centro.....	£99.95

BACHMANN OO WAGONS + VANS + COACHES

37-087 7 Plank End Door Wagon GWR Grey.....	£12.00
37-089 7 Plank End Door Wagon No. 127916 NE Grey.....	£12.00
37-090 7 Plank Fixed End Wagon No. 127916 NE Grey.....	£12.00
37-097 Coal Trader Pack - 3 x 5 Plank Wagons.....	£32.95
37-279 27 Ton Steel Tippler Wagon MSV No. B386309.....	£93.99
37-933 3 Plank Wagon No. 471405 LMS Grey.....	£6.99
37-952 Conflat A Wagon BR Bauxite with BD Container.....	£11.99
38-044 31 Tonne OBA Open Wagon No. 110521.....	£15.95
38-701 12 Ton Pipe Wagon No. B484163 BR Bauxite.....	£14.99
39-075C BR Mk1 BSK Brake Second Corridor Coach No. M35322.....	£26.95
39-077F BR Mk1 BSK Brake Second Corridor Coach No. E34231.....	£26.95
39-082B BR Mk1 BSK Brake Second Corridor Coach No. 35329.....	£26.95
39-082B BR Mk1 BSK Brake Second Corridor Coach No. 35329.....	£26.95
39-100C BR Mk1 RU Restaurant Car No. E1974.....	£26.95
39-103C BR Mk1 RU Restaurant Car No. E1925.....	£26.95
39-105 BR Mk1 RU Restaurant Car No. W1900.....	£28.95
39-152B BR Mk1 FK Corridor 1st Coach No. E13113.....	£26.95
39-153D BR Mk1 FK First Corridor Coach No. S13006.....	£26.95
39-176D BR Mk1 BG Full Brake Coach No. E80533.....	£26.95
39-177C BR Mk1 BG Full Brake Coach No. M80565.....	£26.95
39-225A Mk1 BCK Brake Composite Corridor Coach No. E21222.....	£26.95
39-226C Mk1 BCK Brake Composite Corridor Coach No. M21026.....	£26.95
39-228D Mk1 BCK Brake Composite Corridor Coach (SR) Green.....	£26.95
39-240 Mk1 FO First Open Coach No. M3001.....	£26.95
39-241 Mk1 FO First Open Coach No. M3000.....	£26.95
39-250A Mk1 RFO Restaurant Car No. M5.....	£26.95
39-274 Mk1 GUV No. E93326 BR Blue Grey Motorail.....	£26.95
39-380A Mk2A BSO Brake Second Open No. E9418 BR Blue & Grey.....	£24.99

BACHMANN OO SCENECRAFT

44-0002 Stone Engine Shed with Tank.....	£34.99
44-0006 Wooden Village Hall.....	£32.99
44-0009 Container Terminal Crane.....	£99.99
44-0010 Two Wooden Platforms.....	£14.99
44-0013 Post War System-Built Station.....	£29.99
44-0014 Post War Platform Shelter.....	£8.99
44-0017 Double Rail over Road Bridge.....	£22.99
44-0018 Small Water Tower.....	£19.99
44-0023 Brick Station Building.....	£17.99

44-0024 Brick Station Waiting Room Building.....	£16.95
44-0026 Electrical Relay Room.....	£14.95
44-0027 Rural Bus Depot.....	£29.99
44-0028 Weighbridge.....	£19.99
44-0035 Wooden Carriage Shed.....	£34.95
44-0039 Fishing Net Lofis.....	£19.99
44-0041 Rail Over River Bridge.....	£39.99
44-0043 Waiting Room and Ladies.....	£15.95
44-0045 Surburban Station.....	£39.99
44-0050 Coal Drop.....	£27.99
44-0052 Church.....	£41.99
44-0055 Pagoda Shed and Store.....	£15.95
44-0057 Wooden Barn.....	£15.95
44-0062 Platform Subway.....	£10.95
44-0082 Sheffield Park Signal Cabin.....	£11.99
44-101 Pumping Station.....	£19.99
44-127 Covered Footbridge.....	£34.99
44-136 Wooden Station Booking Office.....	£34.99
44-167 Shillingstone Wickham Trolley Hut.....	£9.99
44-175 Stone Station.....	£29.99
44-176 Stone Signal Box.....	£39.99
44-180 Traders Store.....	£21.99
44-204 Low Relief Bonded Warehouse.....	£26.95
44-249 Low Relief Off Licence.....	£9.99
44-258 Low Relief Rail Milk Depot.....	£27.95
44-272 Low Relief Stuarts Sports Shop.....	£13.95
44-273 Low Relief Rocket Ron's Record Shop.....	£11.95
44-274 Low Relief Gibbs & Son Guitars.....	£13.95
44-278 Low Relief Kevin's Carpets.....	£12.95
44-279 Low Relief Bali Towels.....	£13.95
44-280 Low Relief Garhams Getaways.....	£13.95
44-281 Low Relief Karen's Millinery.....	£12.95
44-282 Low Relief Jo's Jewellery.....	£14.95
44-584 Clock Tower.....	£13.95

DJ MODELS OO LOCOMOTIVES

O071-097 Class 71 Electric Locomotive No. E5002 BR Plain Green, weathered.....	£99.99
O071-098 Class 71 Electric Locomotive No. E5019 BR Green, weathered.....	£99.99
OOJ94-003 J94 Austerity 0-6-0 Steam Locomotive No. 8064 LNER Black.....	£69.99
OOJ94-004 J94 Austerity 0-6-0 Steam Locomotive No. 8023 LNER Black.....	£69.99

HELJAN OO LOCOMOTIVES

2660 Class 26 Bo-Bo Diesel Locomotive No. D5300 BR Green.....	£79.99
---	--------

HORNBY OO LOCOMOTIVES + COACHES + WAGONS

R1177 Gloucester City Pullman Express Train Set.....	£119.99
R2670 GWR Steam Freight Train Pack.....	£29.99
R3304 Drummond 700 Class No. 30316 BR Black E/E, weathered.....	£89.99
R3341A 2-HAL 2 Car EMU Train Pack Set No. 2623 BR Blue.....	£89.99
R3359 Railroad Ex-GWR 0-4-0 Steam Locomotive 391 Rothery Industrial 101 Class.....	£22.99
R3360 Railroad Ex-Industrial 0-4-0 Steam Locomotive No. 087 Mosley Tarmacadam.....	£22.99
R3361 Railroad Ex-SR 0-4-0 Steam Locomotive No. 6 Hogarth Stone.....	£22.99
R3388TTS Class 67 Diesel 67 004 "Cairn Gorm" Caledonian Sleeper. DCC Sound.....	£139.99

R3463 52xx Class Steam Locomotive No. 5231 BR Black E/E.....	£99.99
R3465 N2 Class Steam Locomotive No. 4765 LNER Black.....	£69.99
R3476 Class 153 Single Car DMU Set No. 153 327 Arriva Trains Wales.....	£79.99
R3489 Railroad GWR Freight Train Pack.....	£29.99
R4353 Railroad BR Mk1 Corridor Composite Coach No. W15162 BR.....	£17.00
R4363 BR Mk2D Open Second Brake Coach No. E9487 BR Blue & Grey.....	£19.99
R4603 Mk3 Buffet Coach No. W40008 BR Blue & Grey livery.....	£19.99
R4606 Ex LMS 50ft Full Brake Coach No. M31176M BR Blue.....	£24.99
R4627 Railroad Mk1 Second Open SO Coach No. M4478 BR.....	£17.00
R4629 Railroad Mk1 Tourist Second Open TSO Coach BR.....	£17.00
R4660 All Steel K-Type Pullman First Class Kitchen Car No. 72.....	£34.99
R4663 All Steel K-Type Pullman First Class Kitchen Car "Lorraine".....	£34.99
R4684 Collett GWR Bow-Ended Corridor 3rd Class Coach No. 4857 BR.....	£34.99
R4685 Collett GWR Bow-Ended Corridor 3rd Class Brake Coach No. 5091 BR.....	£29.99
R4686 Collett GWR Bow-Ended Corridor 3rd Class Brake Coach No. 5092 BR.....	£29.99
R4687 Collett GWR Bow-Ended Corridor Composite Coach No. 6030 BR.....	£29.99
R4688 Collett GWR Bow-Ended Corridor Composite Coach No. 6029 BR.....	£29.99
R4685-8 Collett GWR Bow-Ended Bargain Coach Pack.....	£99.99
R6368 Railroad Brake Van No. B952042 BR Bauxite.....	£4.99
R6731 LMS 20 Ton Coke Hopper Wagon No. 299957 LMS Grey.....	£16.99
R6731A LMS 20 Ton Coke Hopper Wagon No. 299958 LMS Grey.....	£16.99
R6733 LMS 20 Ton Coke Hopper Wagon No. B448672 BR Brown.....	£16.99

HORNBY OO SKALEDAL

R8510 Single Brick Tunnel Portal.....	£7.00
R8544 Stone Tunnel Portal Side Walls.....	£3.90
R8545 Brick Tunnel Portal Side Walls.....	£3.90
R8552 Wooden Garage.....	£5.20
R8584 Station Loading Bay Platform Pack.....	£5.50
R8604 Platform Steps.....	£5.50
R8745 Gasworks 2 x Wall Corner.....	£4.99
R8763 2 x Post Box.....	£2.00
R8787 Rural Pill Box.....	£4.50
R8977 4 x Straight Brick Walling.....	£3.95
R8978 4 x Brick Walling Corners.....	£3.50
R8979 4 x Brick Walling Gates.....	£3.50
R8995 Scrap Load.....	£3.70
R9651 Wind Turbine.....	£3.50
R9673 Cycle Cabinets.....	£5.45
R9727 Trackside Steps (Victoria Station).....	£3.50
R9756 Low Relief Shop Front: Highland Mills.....	£14.00
R9759 Low Relief Country Hall.....	£21.50
R9765 The Street - Estate Agent.....	£16.50
R9766 The Street - Maestro Market.....	£18.50
R9769 The Street - Pine Shop.....	£15.99

KERNOW EXCLUSIVES OO WAGON PACK + LOCOMOTIVE

38-260Y Delabole Slate Prestlo Wagon Triple Pack, BR Bauxite.....	£49.99
K2106 0-4-4T Class 02 No. 30193 BR Black E/E.....	£99.99

LILIPUT HO (SUITABLE for OO)

L136102 Plasser and Theurer Tamping Machine SNCF.....	£69.99
L136104 Plasser and Theurer Tamping Machine SNCF.....	£69.99

FOR OUR FULL RANGE PLEASE VISIT WWW.KERNOWMODELRAILCENTRE.COM // PRICES CORRECT AT TIME OF PRINT & ARE SUBJECT TO CHANGE

NEW RELEASES - N GAUGE

DAPOL N COACHES

2P-004-013 Autocoach No. W194W BR Maroon, no insignia.....	£16.00
2P-005-870 Mk3 Trailer Standard TS Coach No. 42374 Cross Country.....	£22.95
2P-012-355 Maunsell Corridor Brake 3rd Class Coach No. S3220S BR SR Green.....	£24.95
2P-012-356 Maunsell Corridor Brake 3rd Class Coach No. S3221S BR SR Green.....	£24.95
2P-012-551 Maunsell Coach Set No. 392 BR SR Green.....	£70.99
2P-012-800 Maunsell Coach Set No. 398 BR Crimson & Cream.....	£70.99

GRAHAM FARISH N COACH SET

371-628 GWR Railcar W22W BR Brunswick Green Speed Whiskers.....	£80.95
371-629 GWR Railcar 20 GWR Chocolate & Cream Shirtbutton Emblem.....	£80.95
374-111 BR Mk1 RMB Mini Buffet Car Intercity.....	£29.95

KESTREL N

GMKD50 Benches (6).....	£2.95
GMKD60 Station Clock (Lit).....	£2.95

GMKD69 Unpainted Figure Set - Seated People (72).....	£4.95
GMKD70 Figure Set - At the City Park.....	£2.95
GMKD72 Figure Set - Crime Scenes.....	£2.95
GMKD73 Figure Set - At the Church.....	£2.95

OXFORD DIECAST N VEHICLE

NCOR3002 Cortina MkIII Daytona Yellow.....	£4.35
NMA002 Mercedes Ambulance London.....	£6.75

BARGAINS - N GAUGE

DAPOL N WAGONS

2F-023-001 Siphon H Bogie Van No. 1424 GW Brown.....	£11.99
2F-034-008 21 Ton Hopper Wagon No. 10 Sykes, weathered.....	£9.00
2F-034-015 21 Ton Hopper Wagon No. 145 NCB Grey.....	£8.00
2F-038-006 20 Ton Steel Wagon No. B315 Flya, weathered.....	£9.50
2F-038-012 20 Ton Steel Wagon No. 12 C154, weathered.....	£10.00
2F-038-013 20 Ton Steel Mineral Wagon No. 6390 Bolsover.....	£9.00
2F-038-014 20 Ton Steel Mineral Wagon No. 6390 Bolsover, weathered.....	£10.00
2F-060-001 Grampus Wagon No. DB990641 Indian Red.....	£11.00
2F-071-011 7 Plank Open Wagon No. 48 Ammanford Colliery, weathered.....	£8.00

2F013003 Gunpowder Van LNWR.....	£7.00
2F013004 Gunpowder Van LNWR, weathered.....	£7.50
2F034004 21 Ton Hopper Wagon No. 128 NCB Grey Menthys lettering, weathered.....	£8.00
2F038004 20 Ton Steel Wagon No. 33223 GWR Grey, weathered.....	£9.00
2F071004 7 Plank Open Wagon No. 302078 LMS Grey, weathered.....	£7.50
2F071006 7 Plank Open Wagon No. 37423 SR Brown, weathered.....	£7.50
2P-000-051 Collett Composite Coach No. 7053 GWR.....	£16.99
2P-000-052 Collett Composite Coach No. 7064 GWR.....	£16.99
2P-000-151 Collett Corridor Third Coach No. 1084 GWR.....	£16.99
2P-000-152 Collett Corridor Third Coach No. 1094 GWR.....	£16.99

2P-011-053 Gresley 2 Class Coach No. E12704E BR.....	£18.99
2P-012-002 Maunsell Corridor 1st Class Coach No. 7674 SR Maunsell Green.....	£18.99
GRAHAM FARISH N LOCOMOTIVES	
371-064 Class 03 Diesel Shunter No. 03 170 BR Blue with Air Tanks, weathered.....	£63.99
372-061 Midland Class 4F Steam Loco No. 3851 LMS Black with Johnson Tender.....	£74.99
372-244 Class 47/7 Diesel Loco No. 47 711 "Geyrfafrs Bobby" BR Blue Large Loco.....	£84.95
372-246 Class 47/7 Diesel Loco No. 47 715 "Haycrafts" BR Network SouthEast.....	£84.95
372-312 Merchant Navy Steam Loco No. 35028 "Clan Line" BR Green L/C.....	£118.95
377-206 8 Plank Wagon with Coke Rails No. 5061 "Sunpole".....	£39.99

KERNOW MODEL RAIL CENTRE EXCLUSIVE MODELS

BACHMANN OO LOCOMOTIVES

31-650L Class 47 Diesel No. D1670 "Mammoth" BR Two Tone Green.....	£149.99
31-650LDC DCC Fitted.....	£169.99
31-650QDC Class 47 Diesel No. 47 829 Police.....	£149.99
31-650QDC DCC Fitted.....	£169.99
31-651Z Class 47 Diesel No. 47 973 "Midland Counties Railway 150 1839-1989".....	£149.99
31-651ZDC DCC Fitted.....	£169.99
31-653Z Class 47 Diesel No. 47 706 ScotRail NSE branding, weathered.....	£159.99
31-653ZDC DCC Fitted.....	£179.99
31-650QDS DCC Sound Fitted.....	£249.99
31-650QDS DCC Sound Fitted.....	£249.99
31-653ZDS DCC Sound Fitted.....	£259.99



31-657Z Class 47 Diesel No. 47 701 "Old Oak Common".....	£159.99
31-657ZDC DCC Fitted.....	£179.99
31-657ZDS DCC Sound Fitted.....	£259.99
32-066Z Class 43 Warship Diesel No. D845 "Sprightly" BR Green.....	£164.95
32-066ZDC Class 43 Warship Diesel No. D845 "Sprightly" BR Green, DCC Fitted.....	£184.95
32-384Z Class 37 Diesel No. 37 672 "Freight Transport Association".....	£139.99
32-384ZDC DCC Fitted.....	£164.99
32-384ZDS DCC Sound Fitted.....	£249.99



32-640Z Class 491 4-TC Unit No. 416 BR Blue with small yellow warning panel.....	£269.95
32-641Z Class 491 4-TC Unit No. 404 BR Blue & Grey.....	£269.95



32-642Z Class 438 4-TC Unit No. 8022 BR Blue & Grey Network SouthEast branding.....	£269.95
32-643Z Class 438 4-TC Unit No. 8023 Network SouthEast.....	£269.95



32-644Z Class 438 4-TC Unit No. 410 Premier Charter Blue.....	£269.95
32-646Z Class 438 4-TC Unit No. 8007 BR Research Department.....	£269.95
32-727W Class 66 Diesel No. 66 709 "Sorrento" GBRF.....	£169.95
32-727WDC DCC Fitted.....	£189.95
32-727WDS DCC Sound Fitted.....	£279.95
32-762Z Class 57 Diesel No. 57 305 Network Rail known as "Sand Castle".....	£169.95
32-762ZDC DCC Fitted.....	£189.95
32-762ZDS DCC Sound Fitted.....	£269.95
32-777W Class 37 Diesel No. 37 304 "John Tiley" Network Rail, weathered.....	£159.99
32-777WDC DCC Fitted.....	£179.99
32-777WDS DCC Sound Fitted.....	£259.99
32-780U Class 37 Diesel No. 37 261 DRS.....	£149.99
32-780UDC DCC Fitted.....	£169.99
32-816Z Class 47 Diesel No. 47 306 "The Sapper" Railfreight Distribution, whtrd.....	£159.99
32-816ZDC DCC Fitted.....	£179.99
32-816ZDS DCC Sound Fitted.....	£259.99
32-935X Class 150/2 2 Car DMU No. 150 216 First Great Western Purple.....	£189.95
32-976Z Class 66 Diesel No. 66 418 Debranded DRS Freightliner, weathered.....	£174.95
32-976ZDC DCC Fitted.....	£194.95
32-976ZDS DCC Sound Fitted.....	£274.95

BACHMANN OO COACHES

39-000G Cornish Riviera Coach Pack BR (WR) Chocolate & Cream.....	£114.99
39-001T Network SouthEast Mk2 BR Blue & Grey Coach Pack.....	£59.99
39-001U ScotRail Mk2 BR Blue & Grey Coach Pack.....	£59.99
39-732Z BR Mk1 GUV Coach S86804 BR (SR) Green.....	£44.95
39-3802Z BR Mk2a BSO Brake 2nd Coach W9426 BR Blue & Grey Network SouthEast.....	£29.99
39-411Y BR Mk2a BFK Brake 1st Corridor Coach AD8975654 HST BARRIER VEHICLE.....	£29.99

BACHMANN OO VANS & WAGONS

33-300W 20 Ton Toad Brake Van ZTO No. DW35377 BR Departmental Green.....	£16.99
33-300X 20 Ton Toad Brake Van No. 68642 GW Grey "Penzance".....	£15.99
33-300Y 20 Ton Toad Brake Van No. W68366 BR Grey "Gwinear Road".....	£15.99
33-825X 25 Ton Queen Mary Brake Van No. ADS56289 BR Engineers Grey.....	£24.95
33-825Y 25 Ton Queen Mary Brake Van No. LDS56293 BR Bauxite "Electrification".....	£24.95



37-238Z 16 Ton Steel Mineral Wagon Triple Pack, weathered.....	£59.99
37-537Y 20 Ton Brake Van B954887 BR "TO WORK WITH AIR BRAKED TRAINS ONLY".....	£24.95
38-140W 29 Ton ZXA (ex VDA) Sliding Door Box Van No. ADC201055 Serco.....	£27.95
38-140X 29 Ton (ex VDA) Sliding Door Box Van No. ADC200666 BR, weathered.....	£32.95
38-326Z High Sided Steel Wagon No. DB479526 "S&T Cable Wagon Guildford", whtrd.....	£24.95
38-328Z High Sided Steel Wagon No. ADE282721 "AME St Blazey Stores", whtrd.....	£24.95

BACHMANN OO SCENECRAFT

44-007Z Cornish Roundhouse. For use with 44-008Z.....	£69.99
44-008Z Cornish Roundhouse External Walls. For use with 44-007Z.....	£27.99
44-011X GWR Type 7 Signal Box.....	£59.99
44-011Z LSWR Type 3 Signal Box in SR decoration.....	£44.99

44-059Z China Clay Dries. For use with 44-060Z.....	£73.95
44-060Z China Clay Dries Chimney & Furnace. For use with 44-059Z.....	£43.95
44-061Z LSWR Brick Signal Box.....	£29.99
44-062Y Single Track Engine Shed.....	£59.99
44-097Z GWR Water Tower based on the water tower used at St Ives.....	£49.99



44-120Z SR Boom Water Column & Arm.....	£22.99
44-125Z Cornish Terraced Cottages.....	£39.95
44-500Y Holmans Compressor Twin Pack.....	£19.99

DJ MODELS OO LOCOMOTIVES

K2056 2-4-0WT Beattie Well Tank Steam No. 30587 BR Black L/C.....	£109.99
K2056DC 2-4-0WT Beattie Well Tank Steam No. 30587 BR Black L/C, DCC Fitted.....	£129.99
K2058 2-4-0WT Beattie Well Tank Steam No. 30585 BR Black E/E.....	£109.99
K2058DC 2-4-0WT Beattie Well Tank Steam No. 30585 BR Black E/E, DCC Fitted.....	£139.99

K2101 0-4-4T Class 02 No. 24 "Calbourne" BR Black E/E.....	£124.99
K2102 0-4-4T Class 02 No. 18 "Ventnor" BR Black L/C.....	£124.99
K2103 0-4-4T Class 02 No. 30182 BR E/E & push-pull equipment.....	£124.99
K2104 0-4-4T Class 02 No. 30225 BR Black L/C.....	£124.99
K2105 0-4-4T Class 02 No. 225 Southern Black (1949).....	£124.99
K2106 0-4-4T Class 02 No. 30193 BR Black E/E.....	£124.99



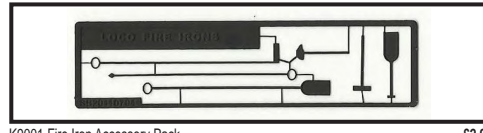
K2201 0-6-0 1361 No. 1361 BR Black L/C.....	£134.99
K2201A 0-6-0 1361 No. 1361 Photographic Grey.....	£134.99



K2202 0-6-0 1361 No. 1362 BR Black E/E.....	£134.99
K2203 0-6-0 1361 No. 1362 GWR Shirtbutton Emblem.....	£134.99



K2204 0-6-0 1361 No. 1364 GWR with GWR Lettering.....	£134.99
K2205 0-6-0 1361 No. 1365 BR Black L/C, weathered.....	£134.99



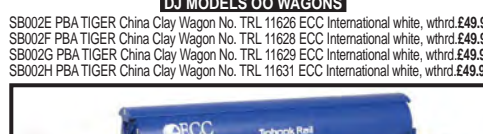
K9001 Fire Iron Accessory Pack.....	£2.99
-------------------------------------	-------

DJ MODELS OO COACHES



K1003 1914 LSWR Push-Pull Gate Set No. 363 BR Crimson.....	£129.99
K1004 1914 LSWR Push-Pull Gate Set No. 373 BR (SR) Green.....	£129.99

SB002E PBA TIGER China Clay Wagon No. TRL 11626 ECC International white, whtrd.....	£49.99
SB002F PBA TIGER China Clay Wagon No. TRL 11628 ECC International white, whtrd.....	£49.99
SB002G PBA TIGER China Clay Wagon No. TRL 11629 ECC International white, whtrd.....	£49.99
SB002H PBA TIGER China Clay Wagon No. TRL 11631 ECC International white, whtrd.....	£49.99



SB002I PBA TIGER China Clay Wagon No. 33 70 9382059-1 ECC International.....	£44.99
SB002J PBA TIGER China Clay Wagon No. 33 70 9382065-8 ECC International.....	£44.99
SB002K PBA TIGER China Clay Wagon No. 33 70 9382069-0 ECC International.....	£44.99
SB002L PBA TIGER China Clay Wagon No. 33 70 9382059-1 ECC International.....	£44.99



SB002M JIA TIGER China Clay Wagon No. 33 70 9382068-2 ECC International, whtrd.....	£49.99
SB002N JIA TIGER China Clay Wagon No. 33 70 9382072-4 ECC International, whtrd.....	£49.99
SB002O JIA TIGER China Clay Wagon No. 33 70 9382073-2 ECC International, whtrd.....	£49.99
SB002P JIA TIGER China Clay Wagon No. 33 70 9382075-7 ECC International, whtrd.....	£49.99



SB002Q JIA TIGER China Clay Wagon No. 33 70 9382076-9 ECC International, whtrd.....	£49.99
SB002R JIA TIGER China Clay Wagon No. 33 70 9382077-1 ECC International, whtrd.....	£49.99
SB002S JIA TIGER China Clay Wagon No. 33 70 9382078-3 ECC International, whtrd.....	£49.99
SB002T JIA TIGER China Clay Wagon No. 33 70 9382079-5 ECC International, whtrd.....	£49.99



SB004A ZAA PIKE Open Wagon No. DC460019 Dutch Civil Engineers.....	£29.99
SB004B ZAA PIKE Open Wagon No. DC460036 Dutch Civil Engineers.....	£29.99
SB004C ZAA PIKE Open Wagon No. DC460046 Dutch Civil Engineers.....	£29.99
SB004D ZAA PIKE Open Wagon No. DC460419 Dutch Civil Engineers.....	£29.99



SB005A SPA Open Wagon No. 460089 BR Railfreight, weathered.....	£32.99
SB005B SPA Open Wagon No. 460123 BR Railfreight, weathered.....	£32.99
SB005C SPA Open Wagon No. 460275 BR Railfreight, weathered.....	£32.99
SB005D SPA Open Wagon No. 460890 BR Railfreight, weathered.....	£32.99



SB005E SPA Open Wagon No. 460023 EWS.....	£29.99
SB005F SPA Open Wagon No. 460050 EWS.....	£29.99
SB005G SPA Open Wagon No. 460242 EWS.....	£29.99
SB005H SPA Open Wagon No. 460880 EWS.....	£29.99



R3672 Class 50 Diesel No. 50 010 "Monarch" BR Large Logo.....	£169.99
---	---------



R3673 Class 50 Diesel No. 50 007 "Sir Edward Elgar" GW150.....	£169.99
R3674 Class 31 Diesel No. D5579 Golden Ochre.....	EXPECTED JUNE 2018 £169.99
R3675 Class 31 Diesel No. 97 204 BR Research livery.....	EXPECTED JUNE 2018 £169.99
R3676 Class 31 Diesel No. 97 204 BR Research livery.....	EXPECTED JUNE 2018 £169.99



HORNBY OO LOCOMOTIVES

K4101 Dogfish BR Black, weathered. Pack of 4.....	£99.99
K4102 Dogfish BR Olive, weathered. Pack of 4.....	£99.99
K4103 Dogfish BR Civil Engineers, weathered Dutch. Pack of 4.....	£99.99

SBP47 Land Rover Series 1 Registration English China Locomotives.....	£4.99
---	-------

R4869 Mk3 Driving Van Trailer No. 82124 Network Rail.....	£69.99
---	--------

K4101 Dogfish BR Black, weathered. Pack of 4.....	£99.99
K4102 Dogfish BR Olive, weathered. Pack of 4.....	£99.99
K4103 Dogfish BR Civil Engineers, weathered Dutch. Pack of 4.....	£99.99

SBP47 Land Rover Series 1 Registration English China Locomotives.....	£4.99
---	-------

R4869 Mk3 Driving Van Trailer No. 82124 Network Rail.....	£69.99
---	--------

K4101 Dogfish BR Black, weathered. Pack of 4.....	£99.99
K4102 Dogfish BR Olive, weathered. Pack of 4.....	£99.99
K4103 Dogfish BR Civil Engineers, weathered Dutch. Pack of 4.....	£99.99

SBP47 Land Rover Series 1 Registration English China Locomotives.....	£4.99
---	-------

R4869 Mk3 Driving Van Trailer No. 82124 Network Rail.....	£69.99
---	--------

K4101 Dogfish BR Black, weathered. Pack of 4.....	£99.99
K4102 Dogfish BR Olive, weathered. Pack of 4.....	£99.99
K4103 Dogfish BR Civil Engineers, weathered Dutch. Pack of 4.....	£99.99

SBP47 Land Rover Series 1 Registration English China Locomotives.....	£4.99
---	-------

R4869 Mk3 Driving Van Trailer No. 82124 Network Rail.....	£69.99
---	--------

K4101 Dogfish BR Black, weathered. Pack of 4.....	£99.99
K4102 Dogfish BR Olive, weathered. Pack of 4.....	£99.99
K4103 Dogfish BR Civil Engineers, weathered Dutch. Pack of 4.....	£99.99

SBP47 Land Rover Series 1 Registration English China Locomotives.....	£4.99
---	-------

R4869 Mk3 Driving Van Trailer No. 82124 Network Rail.....	£69.99
---	--------

K4101 Dogfish BR Black, weathered. Pack of 4.....	£99.99
K4102 Dogfish BR Olive, weathered. Pack of 4.....	£99.99
K4103 Dogfish BR Civil Engineers, weathered Dutch. Pack of 4.....	£99.99

SBP47 Land Rover Series 1 Registration English China Locomotives.....	£4.99
---	-------

R4869 Mk3 Driving Van Trailer No. 82124 Network Rail.....	£69.99
---	--------

K4101 Dogfish BR Black, weathered. Pack of 4.....	£99.99
K4102 Dogfish BR Olive, weathered. Pack of 4.....	£99.99
K4103 Dogfish BR Civil Engineers, weathered Dutch. Pack of 4.....	£99.99

SBP47 Land Rover Series 1 Registration English China Locomotives.....	£4.99
---	-------

R4869 Mk3 Driving Van Trailer No. 82124 Network Rail.....	£69.99
---	--------

We do a DECODER FITTING SERVICE for OO & N Gauge DCC Ready Locomotives...£99.99. If you have other locos you are interested in having fitted with a decoder or sound please phone or email us for a quote

Call our team on 01209 714099 • 98A Trelowarren Street, Camborne, Cornwall TR14 8AN • www.kernowmodelrailcentre.com

Reevy Road West

*This busy BR blue period exhibition layout started out as a part-built 'OO' layout which Bradford MRC took over. **KEVIN JAGGER** explains how Reevy Road West developed and how the club stepped forward into digital control.*

PHOTOGRAPHY, MIKE WILD



A Class 56 howls through Reevy Road with a rake of loaded steel coil carriers as a rake of 'Covhop' wagons rumble along the goods line in the opposite direction in the charge of a Class 47.

EVERY LAYOUT STARTS somewhere, but Reevy Road West was very different to the rest of Bradford Model Railway Club's collection. Normally we start from scratch, designing our layouts from the ground up to suit our needs, but the basis for this 'OO' gauge project was acquisition of a part-built scenic section in 2015.

It was in the very early stages of construction and the scenic boards consisted of Medium Density Fibreboard (MDF) on pine frames. There was no storage yard and what scenery had been built was very basic. This gave the club members a good starting point, but also meant that we had plenty to get stuck into to develop Reevy Road West into the exhibition layout we wanted it to be.

The club started by building a new storage yard made from plywood built on 3in x 1in pine frames, but in a difference to previous layouts, a lighting pelmet was created at the same time so the scenic area could be lit with fluorescent lights at shows. To mask the end curves to the storage yard, which sits behind the 15ft long scenic area, screens have been fitted to each end of the scenic section. Continuous running is now possible with the final



Two 'Deltics' seeing out their final years of service pass on the main lines on the approach to the town. Both are Bachmann models.

design which makes it both enjoyable for the operators and easy to provide a flow of trains for exhibition visitors.

Another change from the club's previous 'OO' gauge layouts was the choice of era. We chose the 1974-1984 corporate blue diesel era for Reevy Road West – we had done this before in 'N' gauge for our Western Region layout Titheridge Junction (HM83). This time however we looked closer to home

and selected the West Riding of Yorkshire as the setting. Being in Bradford we had plenty of inspiration on our doorstep as well as the memories of the operating team with which to create the final scene.

SCENERY AND TRACK

The basics of the scenery had already been started when Reevy Road West's boards were bought. This consisted >>





A Bachmann
Class 37 crosses
the narrow road bridge
on the slow line as a Class
44 draws a rake of 21ton
hoppers forward from
the loading plant.





4 Coal traffic from Slackside Mining is still carried in BR 21 ton hoppers. Here a Class 26/0 makes a rare appearance on the daily working.

of polystyrene blocks covered with lightweight filler painted dark brown which was given several coatings of Woodland Scenics flock and clump foliage, enhanced with a fine sprinkling of brighter colours like yellow and purple.

The numerous trees are from the Model Tree Shop while fencing is from the Slaters and Ratio portfolios – both of which have extensive and useful collections of lineside fencing. The scenic section track is Peco code 75 while the off-scene storage yard and connecting lines all use Peco code 100.

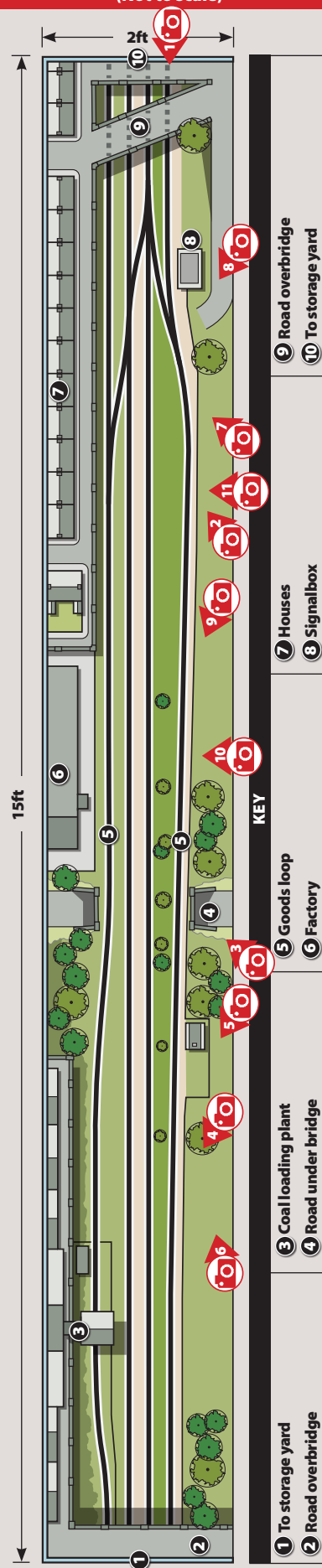
To give the railway the best chance of realism, the original ballast was painstakingly removed from the original track formations and relaid using Woodlands Scenic fine grey laid in the time honoured way of carefully spreading and fixing using a fine dropper of diluted PVA with a dash of washing up liquid. The results we feel speak for themselves.

CITY SCENE

Being based in the West Riding, we wanted to convey the sense of industry and town around the railway. Buildings in the town are laser cut wood painted and detailed from In The Green Wood. The industrial buildings have been scratch built using the cardboard shells overlaid with Plasticard. Key structures include the coal loading tower of Slackside Mining which is served by regular hopper trains, industrial warehouse ends along the backscene and a bustling town scene at the right hand end of the scenic area.

The backscene is painted sky blue which is enhanced using a printed townscape montage cut from various Townscape sheets. The retaining wall and overbridge are from various Skytrex components while the road vehicles which populate the streets are a mix of various proprietary manufacturers – including Oxford Diecast and EFE - which >>

REEVY ROAD WEST TRACK DIAGRAM (Not to scale)





5 A split headcode Class 40 takes a block cement working through Reeve Road while a Class 26/0 cautiously draws its rake of hoppers under the coal loader. Trees are by the Model Tree Shop.

6 A busy moment at Reeve Road West as a Class 37 leads a Ministry of Defence train along the slow line to be passed by a Class 47 with sand hoppers. Meanwhile a Class 25 has charge of a Speedlink working heading towards the town.





BR 'Large Logo' Class
47/7 47712 Lady
Diana Spencer
 passes Reevy Road
 West signalbox with
 a Trans Pennine
 service.



have been toned down with matt varnish to blend them in to the overall scenery.

Signals and other electrics are from Absolute Aspects with one from CR Signals. All of the signals are automated using infra-red sensors between the rails from Block Signalling and are reset to red after the train passes. After a set time each signal clears back to green using the built in timer.

ROLLING STOCK

The 1974-1984 period is well catered for with ready-to-run locomotives and rolling stock. Those seen in action on the layout are from Bachmann, Hornby, Heljan and Dapol. These include classes 20, 24, 25, 31, 37, 40, 45, 47, 55 and 56 – all of which are appropriate to the area during the period selected. There are some interlopers from other regions too. Derby Lightweight as well as Class 101 and 108 Diesel Multiple Units (DMUs) also operate in between the flow of main line stock.

The locomotive fleet is now sound equipped with ESU and Zimo decoders from Legomanbiffo, Digitrains, Bachmann and the Hornby Twin Track Sound collections. Bufferbeams are also detailed at one end of each locomotive – the other retaining the factory coupling – so the leading end of each train portrays a realistic appearance. Tail lamps and pipes have also been added to the last carriage and wagon in each formation too.

A wide variety of traffic can be seen on Reevy Road West including coal, cement, sand, grain and Ministry of Defence workings alongside long rakes of BR blue and grey Mk 1 and Mk 2 stock forming the passenger service.

GOING DIGITAL

After many years of traditional analogue control, this is the club's first venture into building a full Digital Command Control (DCC) layout. This has entailed a complete re-cabling of the original boards with a DCC bus comprising 2.5mm flat twin cable. The bus is divided into five districts. Two of these are for the scenic section, two for the rear storage yard with a further dedicated bus supply to the control panels. Each»»




of the districts are protected by a DCC PFX2 power shield which ensures that any fault such as a short on a locomotive does not disable the whole layout.

The trains are controlled by an NCE Power Pro 5amp system enhanced with a 5amp booster meaning we always have plenty of capacity to run an intensive service at shows. NCE was selected as many club members were already familiar with NCE power cabs which are compatible with the Pro system.

A major innovation is to have route setting by push buttons rather than the time consuming method of selecting individual points from the NCE controllers. After a number of false starts, a mixture of modules from both NCE and DCC Concepts were selected. Two front panels control route setting for clockwise and anticlockwise tracks respectively. These can be either plugged in at the front or rear as is convenient.

To drive the trains, four operators are required - two front and two rear - each with a NCE handheld controller. Peco solenoid point motors are controlled by DCC concepts ADS-FX8 accessory decoders. Routes are selected by push buttons linked to an NCE mini panel which has been programmed with macros (a sequence of operations) to achieve complex route setting with the push of a single button. Additionally, two DCC Concepts mimic panels illuminate LEDs indicating the route selected.


THE FUTURE


Reevy Road has not been without difficulties and has been a huge learning curve for all concerned but I hope you will agree it's been worth the effort. The layout is available for exhibitions and we are looking forward to taking it out on show in 2018 and 2019. 

● **Contact Bradford Model Railway Club by e-mailing sec.bradfordmrc@gmail.com**

WANT TO KNOW MORE?

● **Find out more about Bradford MRC and its activities by visiting www.bradfordmrc.org.uk**

 **British Rail Ford Transits stand outside the signalbox preparing for essential maintenance as two 'Deltics' pass on the main lines.**

 **Ratio lineside fencing separates the railway from its surroundings as a Class 45 thunders through with an express formed of BR Mk 1 stock. Reevy Road Engineering Ltd's building is scratchbuilt.**





10 The works yard has been detailed with vehicles, pallets, figures and more.



Oxford Diecast vehicles and a scale population line the streets above the railway.



SETTLE-CARLISLE

JOIN THE METCALFE COMMUNITY ON FACEBOOK
Simply join the Metcalfe Models & Toys Official Group on Facebook and connect with modellers from around the world



SETTLE TO CARLISLE STATION MASTER'S HOUSE
00 SCALE CODE PO335 - £15.00
N SCALE CODE PN935 - £12.00



SETTLE TO CARLISLE RAILWAY STATION
00 CODE PO333 - £23.00
N CODE PN933 - £14.00



SETTLE TO CARLISLE STATION SHELTER
00 CODE PO334 - £11.50
N CODE PN934 - £8.00

INDUSTRIAL

00/N SMALL FACTORY
00 CODE PO283 - £14.50
N CODE PN183 - 11.00



00/N WAREHOUSE
00 CODE PO282 - £14.50
N CODE PN182 - £11.00



BOILERHOUSE & FACTORY ENTRANCE
00 CODE PO284 - £14.50
N CODE PN184 - £13.00



TOWN & COUNTRY

00/N PARISH CHURCH
00 CODE PO226 - £15.99
N CODE PN926 - £11.00



VILLAGE SCHOOL
00 CODE PO253 - £10.50
N CODE PN153 - £11.00
(N GAUGE COMES WITH PLAYGROUND)



STABLE BLOCK
00 CODE PO256 - £8.00
N CODE PN822 - £5.75



00 SHOW JUMPS
00 CODE PO511 - £5.50





Card Construction Kits

SHOP ONLINE NOW: WWW.METCALFEMODELS.COM

METCALFE MODELS & TOYS LTD, BELL BUSK, SKIPTON, N. YORKS, BD23 4DU | T: 01729 830072

POSTAGE: £2.50 FOR ORDERS UP TO £19.99 | £4.50 THEREAFTER


TRADE ORDERS WELCOME: TRADEACCOUNT@METCALFEMODELS.COM

MAINLINE

STONE PLATFORM KIT

00 CODE PO235 - £12.50

N CODE PN135 - £9.50



BOOKING HALL

00 CODE PO320 - £22.99

N CODE PN920 - £20.00



PLATFORM CANOPY

00 CODE PO340 - £15.00

N CODE PN940 - £16.50



ISLAND PLATFORM BUILDING

00 CODE PO322 - £19.99

N CODE PN922 - £15.00



WALL BACKED CANOPY

00 CODE PO341 - £16.00

N CODE PN941 - £10.50

PARCEL OFFICE & WAITING ROOM

00 CODE PO321 - £21.00

N CODE PN921 - £15.00



PLATFORM KIOSK

00 CODE PO517 - £5.75

N CODE PN817 - £5.50



PLATFORM UNDERPASS

00 CODE PO400 - £6.50

N CODE PN816 - £5.50



METCALFE
Ultra Fine Tip
Glue Applicators

MAKE GLUING EASY!

ULTRA FINE TIP GLUE APPLICATORS

CODE MT907 - £4.00

Please note: glue not included.



FREE GIFT

When you take out a 2-year
or Direct Debit subscription

HORNBY
magazine



**3 EASY WAYS TO ORDER THIS
FANTASTIC SUBSCRIPTION OFFER!**



ONLINE

www.hornbymagazine.com



PHONE

UK 01780 480404
OVERSEAS +44 1780 480404
FAX UK 01780 757261 OVERSEAS +44 1780 757261



POST


COMPLETE THE FORM AND POST TO:
HORNBY MAGAZINE, KEY PUBLISHING LTD,
PO BOX 300, STAMFORD, Lincs,
PE9 1NA, UNITED KINGDOM

Choose from...

HORNBY MAGAZINE YEARBOOK 9

Hornby Magazine Yearbook No. 9 features the latest layout build from the Hornby Magazine team to create a 1960s Western Region style city terminus with full digital command control, working signals and more. In this ninth edition of the Hornby Magazine Yearbook the new project layout introduces a variety of skills from making use of overseas buildings to detailing stations, locomotives and more. Hardback, 128 pages. *Hornby Magazine Editor Mike Wild.*

TOP 20 PRODUCTS OF 2016 • PREVIEW: NEW MODELS FOR 2017
HORNBY.
2017 magazine yearbook No. 9



RRP £17.99
128 pages, Hardback.

SPECIALS BUNDLE

26 MODEL RAILWAY MASTERPIECES
GREAT LAYOUTS
INSPIRE YOUR PROJECT
VOLUME TWO
www.hornbymagazine.com



This special bundle deal includes Hornby Magazine Great Layouts Vol.2, BR Steam Southern Finale plus Hornby Magazine Skills Guide – Layout Construction – making for fascinating reading for any railway enthusiast or modeller. Combined RRP £19.97

BR STEAM SOUTHERN FINALE
50th ANNIVERSARY

SKILLS GUIDE
LAYOUT CONSTRUCTION
BUILD YOUR DREAM RAILWAY!
FROM PLANNING TO BASEBOARDS AND SCENERY



BUNDLE RRP £19.97

AMERICAN READERS

Readers in the USA may place orders by:
Telephone: Toll-free 800-428-3003 Fax: 757-428-6253
or by writing to: **Hornby Magazine, 3330 Pacific Ave, Ste 500, Virginia Beach, VA 23451-2983**
Alternatively, order online at www.imsnews.com/hornbymag quoting/entering code HM0918

SAVE EVEN MORE!

When you pay by easy Direct Debit – just £10.25 quarterly or £38.99 annually
PLUS FREE GIFT

☒ **YES**, I would like to subscribe to Hornby Magazine

PAYER'S DETAILS

Title First name Surname
Address

Postcode Country
Email address

☐ The recipient is over 16 years of age.
☐ We would like to keep you informed by email about Key Publishing's future offers and new product launches. Please tick this box to let us know that you are happy for us to do this. Don't forget, you can change your contact preferences at any time by logging into your account or by using the unsubscribe links which you will find on all our emails.

DELIVERY DETAILS (IF DIFFERENT)

Title First name Surname
Address

Postcode Country
Email address

GIFT CHOICE: Hornby Magazine Yearbook No.9 ☐ Specials Bundle ☐ Please send gift card tick here ☐

SPECIAL OFFER (PLEASE TICK/CIRCLE)

	12 FOR THE PRICE OF 10	BEST OFFER 24 FOR THE PRICE OF 19
UK	12 issues <input type="checkbox"/> £44.99	24 issues <input type="checkbox"/> £83.49
Europe	12 issues <input type="checkbox"/> £56.99	24 issues <input type="checkbox"/> £99.99
USA	12 issues <input type="checkbox"/> \$72.99	24 issues <input type="checkbox"/> \$128.99
Rest of the World	12 issues <input type="checkbox"/> £59.99	24 issues <input type="checkbox"/> £104.99

PAYMENT DETAILS

I enclose a cheque for £/\$ made payable to Key Publishing Ltd

Please debit my Mastercard ☐ Visa ☐ for £/\$

Expiry date Security Code (3 digit code on reverse of card)

OFFER CLOSE DATE: 30 SEPTEMBER 2018 PLEASE QUOTE: HM0918

Signature Today's date

INSTRUCTION TO YOUR BANK OR BUILDING SOCIETY TO PAY BY DIRECT DEBIT

☐ **UK Direct Debit** ☐ Quarterly £10.25 ☐ Annually £38.99

KEY Instruction to your bank or building society to pay by Direct Debit **DIRECT Debit**

Please fill in the form and send to:
Key Publishing Ltd, PO Box 300, Stamford, Lincolnshire, PE9 1NA, UK
Name and full postal address of your bank or building society

To: The Manager Bank/building society
Address

Postcode

Name(s) of account holder(s)

Branch sort code

Bank/building society account number

Service user number
6 5 8 9 6 0

Reference

Instruction to your bank or building society
Please pay Key Publishing Ltd. Company Direct Debits from the account detailed in this Instruction subject to the safeguards assured by the Direct Debit Guarantee. I understand that this Instruction may remain with Key Publishing Ltd. and, if so, details will be passed electronically to my bank/building society.

Signature(s)

Date

Banks and building societies may not accept Direct Debit Instructions for some types of account.

Direct Debit UK only. If paying by Direct Debit please send in form.

Payments are accepted by Direct Debit, cheque, Postal Order, Credit Card and US Dollar check. Payments by credit or debit card will be shown on your statement as Key Publishing Ltd. Key Publishing will hold your details to process and fulfil your subscription order. Gift subject to change. Any alternative gift will be of equal or higher value. Please note: Free gift is only available on Direct Debit with a minimum 2 year subscription. Should you cancel your subscription earlier than an invoice will be raised for the full price of the gift.

Kernow releases 1960s period Bulleid diesel

The third of Kernow's Bulleid diesels has arrived. **MARK CHIVERS** takes a closer look.

TECHNICAL DETAILS

Manufacturer:	www.kernowmodelrailcentre.com
Cat No:	K2704
Description:	Bulleid 1-Co-Co-1 diesel 10203, BR lined green
Gauge:	'OO'/16.5mm
Scale:	4mm:1ft
Length (over buffers):	255mm
Price:	£179.99 (DCC ready), £309.99 (DCC sound-fitted)
Era:	5
Couplings:	Small tension locks in NEM pockets
Speaker space:	28mm diameter (speaker included)
Exterior lights:	Directional headcode lights
Interior lights:	Cab lights (DCC only)
Motor type:	Five-pole
Flywheel:	Two
BR power classification:	7P/6F
Wheel arrangement:	1-Co-Co-1
Purpose:	Mixed traffic
Haulage capacity (expected):	10 carriages
Haulage capacity (actual):	12+ Bachmann Mk 1 carriages

KERNOW Model Rail Centre (KMRC) has released the highly anticipated follow up to its models of Bulleid 1-Co-Co-1 diesels 10201-10202 (HM125) with the later 1950s period BR lined green decorated 10203. Built at Brighton Works in 1954, 10203 differed slightly from its Ashford-built classmates (10201/10202) by having a more powerful 2,000hp English Electric engine and a series of refinements internally and externally which included revised exhaust ports and bodyside grille arrangements. It entered traffic at BR Southern Region's Nine Elms depot in 1954, but its service on the Southern was short lived as 10203 was

reallocated to BR's London Midland Region (LMR) the following year and joined 10201/10202 on services along the West Coast Main Line. Regular workings included services between London Euston and Bletchley as well as further afield, including the prestigious London to Glasgow 'Royal Scot'. It had spells allocated to Camden and Willesden depots, but 10203 was eventually placed in store during 1962, with official withdrawal following in late 1963. It was scrapped in 1968. (see Reality Check in HM125 for more on Bulleid's 1-Co-Co-1 diesels).

THE MODEL

KMRC's latest release certainly retains the 'wow factor' of the originals, with two variants offered in BR black with early crests (Cat No. K2703) and in BR lined green with late crests (K2704).

Our review sample of 10203 is finished in BR lined green, as applied at Derby Works following transfer to the LMR. It has roof-mounted chime whistles, representing the prototype before the subsequent replacement of these with two-tone air horns. However, the differences are more than just a coat of paint as closer inspection reveals flush cab fronts without interconnecting doors, revised rectangular roof exhaust ports, deeper bodyside grilles, adjusted rivet positions and the addition of rainstrips above the cabinet doors at the number two end - although prototype photographs suggest these should extend slightly further down alongside the adjacent grille. Other detail refinements include two strips of raised bodyside/cab beading and the addition of a pair of lamp irons centrally to each cab front,

**FIRST
REVIEW**





"Decoration is superb, with a high-quality evenly applied BR green paint finish relieved by exquisite orange/black/orange lining on the two sections of raised beading."

MARK CHIVERS

GO ONLINE!
VISIT WWW.HORNBYMAGAZINE.COM
TO SEE THIS IN ACTION



although a top centre example, often used to mount LMR train headboards, is not included. As with previous releases, the model retains separately fitted metal handrails, windscreen wipers, etched roof fan grille, cab interiors, visible engine room detailing and a full complement of factory-fitted open route indicator discs. Cosmetic coupling hooks and a set of green closed route indicator discs are also supplied separately to enable the desired combination of open and closed discs to be modelled. Decoration is first class, with a high-quality evenly applied BR green paint finish relieved by exquisite orange/black/orange lining on the two sections of raised beading. Numbers and British Railways late crests complete the bodysides, while buffer beams are painted red and the roof painted in a light yellow.

PERFORMANCE

Underneath, whilst the black finish to the bogies appears somewhat muted compared with the silver finish to the BR black models, the detail is no less impressive with super rivet, spring and axlebox detail, together with sand boxes, sand pipes and white-rimmed metal wheels. On test our review sample proved sure-footed throughout thanks to its heavily weighted chassis and centrally-mounted twin-flywheel five-pole motor, which operated smoothly throughout the speed range. A 12 coach train proved to be no match for our sample's power. As with the previous releases, 10203 is fitted with a 21-pin Digital Command Control (DCC) decoder socket and a 28mm diameter 8ohm 2watt speaker (the latter in all versions), to

aid digital sound installations. Headcode lighting operates in the direction of travel on both analogue and digital, while cab interior lighting only works under digital. Small tension lock couplings are fitted in NEM pockets, while a set of alternative bogie weights is included if you don't wish to use the factory-fitted slotted versions for use with the coupling.

OVERALL

Given there were just three examples of Bulleid's 1-Co-Co-1 diesels built, it really is quite astounding that this model has appeared at all and the fact that this latest release represents a variation incorporating the detail differences too, is simply outstanding. Excellent and available now. (MC)

Kernow delivers UNIQUE CLASS 31s

● Price: £169.99 DCC ready (£289.99 DCC sound-fitted) ● Cat No: R3674/R3675 ● Site: www.kernowmodelrailcentre.com ● DCC: DCC ready, 8-pin socket



Below: The unique Railway Technical Centre livery of 97204 will stand out on any late 1980s period layout.

Right: Decoration is excellent on 97204, including the British Rail Research lettering.



KERNOW MODEL RAIL CENTRE (KMRC) has recently taken delivery of these colourful Hornby 'OO' gauge BR Class 31 A1A-A1A diesel locomotives.

Exclusive to the retailer, they represent different periods in time with D5579 in BR golden ochre (Cat No. R3674) and 97204 in British Rail Research red and grey livery (R3675).

Built at Brush Traction's Loughborough Works,

D5579 entered traffic in early 1960 and was initially allocated to Stratford depot (30A) in its experimental golden ochre livery. Meanwhile, D5861 (later 97204) was also outshopped by Brush at Loughborough in 1962, initially heading to Sheffield Darnall (41A) in BR two-tone green. Fast forward to the 1980s which saw it withdrawn from service twice and subsequently reinstated both times too, the second time

Hornby Class 121 returns with RailRoad

● Price: £69.99 ● Cat No: R3665 ● Site: www.hornby.com
● DCC: DCC ready, 8-pin socket



The popular Class 121 single car Diesel Multiple Unit (DMU) has returned from Hornby, but this time the ex-Lima railcar is available under the RailRoad banner. It models one of the final pair operated by Chiltern Railways, 121034 in BR green with straw lining, small yellow warning panels and high intensity lights. Being a RailRoad model the decoration

has been reduced to suit the price point, but even so it represents excellent value for money at just under £70.

While it may not have the full attention to decoration that a main range product does, Hornby makes up for this in other ways. The RailRoad 121 has small tension locks in NEM pockets, a smooth running five-pole

motor using Hornby's upgraded mechanism for the former Lima products and it is DCC ready with an 8-pin decoder socket.

The choice of subject is ideal too as 121034 only bowed out from service with Chiltern Railways in May 2017 bringing an end to first generation DMU operation on the national network. (MW).



Golden Ochre D5579 was a Stratford allocated locomotive while carrying this experimental colour scheme. Hornby has done an excellent job of replicating it for Kernow Model Rail Centre.

to Departmental service at Derby Research Technical Centre in November 1987. It received its new identity and colour scheme and could be seen on test trains throughout the period before being renumbered 31970 in mid-1989.

Both models are Hornby products and equally eye-catching, thanks to a splendid application of their respective colour schemes. D5579 features all-round golden ochre, relieved by two white stripes and a plain grey roof while 97204 displays the flair for developing colourful liveries in the 1980s and certainly looks the part with its upper red and lower grey bodysides, plus all-round black stripe which also followed the shape of the cab front. Yellow cab fronts, cab roofs and black central roof section complete 97204's livery application.

D5579 carries headcodes 1F43 and 6C60 either end, while 97204 features 'domino' style headcodes at both ends. As we've come to expect from Hornby, both models display a high-quality evenly-applied paint

finish with good paint density and crisply printed numbers, lettering and logos.

Both come with separately applied metal handrails, windscreen wipers, sprung metal buffers, opening cab doors, detailed cab interiors and flush glazing. As with some previous releases, the roof fan is now a static item.

Performance of our review samples was superb, displaying smooth running qualities whilst on test. Each is fitted with an 8-pin Digital Command Control (DCC) decoder socket as well as directional head and tail lighting - though the original yellow marker lights have now been replaced with less authentic white LEDs - together with small tension lock couplings in NEM pockets. Bufferbeam detailing is factory-fitted at one end, while a separate pack of detailing parts and couplings is also included for the other.

With 350 certificated examples of each available, they are sure to prove popular. (MC)



RECOMMENDED READING

British Type 3 Diesel Locomotives

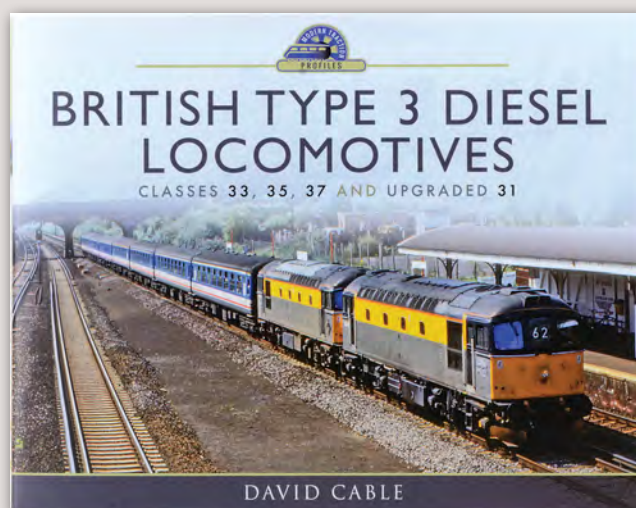
- **Author:** David Cable ● **Publisher:** www.pen-and-sword.co.uk
- **ISBN:** 978 1 47389 9681 ● **Price:** £30 ● **Spec:** 264 pages, hardback

CONTINUING the series of Modern Traction Profiles picture volumes from Pen and Sword is this recent tome by David Cable on British Type 3 diesel locomotives.

As the title suggests it focuses on Type 3 traction such as BR Class 33, 35 and 37s, as well as also widening the boundaries slightly to include Class 31 traction (strictly speaking a Type 2) too. The book opens with a quick introduction to each class together with an outline of the colour schemes carried and some of the duties carried out.

Around 250 full colour pictures are reproduced in landscape format, mostly from the author's photographic collection with

some real treats including yards and infrastructure that has since been rationalised or disappeared altogether. With one photograph per page, you get to see plenty of detail, which is ideal for modellers, whether it be double-headed Class 31s on snowplough duty at Buxton with the station's distinctive arched window in the background, rarely photographed Class 33/1+4TC+8VEP train formations on the Waterloo to Basingstoke main line, double-headed 'Hymeks' on passenger trains or Class 37/4s on long-gone West Highland freight duties. Captions are brief but informative, allowing the photographs to tell the story.



Again, this volume offers much for the railway modeller to observe - from the general railway environment to how

locomotives and rolling stock weathered in the real world and classic departmental, freight and passenger train formations. (MC)

LNER Dynamometer Car takes to the rails


**FIRST
REVIEW**



RAILS OF SHEFFIELD'S EAGERLY awaited 'OO' gauge London and North Eastern Railway (LNER) Dynamometer Car has arrived, and it has certainly been worth the wait. Built at York Carriage Works, the North Eastern Railway (NER) designed vehicle entered traffic in 1906 as Dynamometer Car 3591 and was used to measure locomotive performance, including drawbar pull and speed. Alterations over the years resulted in corridor connections being added together with Gresley bogies and the distinctive NER style window duckets incorporated, which added to the practicality of the vehicle. By this stage it had been renumbered as 23591 and finished in imitation LNER teak.

On July 3 1938 it was in this form that the vehicle was coupled to Gresley 'A4' 4-6-2 4468 *Mallard* for its legendary record-breaking run along the East Coast Main Line when it reached 126mph between Grantham and Peterborough. Given its historic significance, the prototype now resides in the Railway Museum's National Collection.

Since the model's launch onboard the prototype at its home in York in April 2017, expectation has been high regarding the level of detail promised by Rails of Sheffield and



its manufacturing partner Rapido Trains.

Two versions of this exclusive model are available – our review sample of 1938 condition 23591 (version one) and also a post-1946 option as 902502 (version two) – both in LNER teak livery with a highly detailed body and window duckets. Peer through the windows, and a fully detailed and decorated interior is included with a desk and collection of instrumentation, together with seating, cabinets, cupboards, internal doors, stove, tables, toilet, brake lever and more. Given the speed the prototype

might be expected to travel, it also features separately applied handrails to the interior.

Externally, the model incorporates neatly rendered panelling, doors, handles, grab rails, flush glazing and more. This extends to finely crafted corridor connections, steps, sprung buffers and neatly moulded instrumentation and train plug sockets on the ends, plus ventilators, fine conduit and elegant clerestory glazing to the roof. Etched window protector grilles are factory-fitted to one end, while further etched screens are also included separately for applying to the opposite end, presumably as they stick out a little further and could get damaged in transit.

Underframe detail is equally well appointed with Gresley bogies, brake gear, pipework, cylinders, footboards, steps and, of course, the distinctive white measuring wheel which could be raised or lowered on the prototype but is understandably static on this model.

Decoration is superb, application of the LNER teak appearing particularly effective, together with an off-white roof, silver buffers and delightfully decorated interior elements with apparatus and dials picked out appropriately. Crisply printed LNER shaded numbers and lettering are neatly applied, as are the legible small socket labels at each end.



The dynamometer car comes with a magnetic 'wand' to turn the interior lights on and off.

- **Price:** £125
- **Cat No:** Dynamometer V1
- **Site:** www.railsofshffield.com
- **Era:** 3




To help appreciate the instrumentation and detail within, the model also comes with interior lighting which is controlled through an internal switch in the centre of the roof and activated by waving the supplied Rapido Lighter magnetic tool over it, switching the lights on and off automatically, when there is power to the track on analogue or digital power – a novel solution. Turned metal wheels, small tension lock couplings in NEM pockets and a

detailing pack containing cosmetic coupling hooks and brake pipes complete the package.

Rails of Sheffield and Rapido Trains have delivered a truly special 'OO' gauge model of the National Collection's Dynamometer Car. All it requires is a few appropriately attired personnel onboard for the finishing

touch – and don't forget, it didn't just run with *Mallard* in 1938, it was regularly used for testing an assortment of locomotives while the later post-1946 version was used in the 1948 Locomotive Exchange Trials. (MC)




*"Don't forget, it didn't just run with *Mallard* in 1938."*

MARK CHIVERS

'OO' GAUGE

'B4' Masterpiece LSWR Figures



- Price: £10 painted/£5 unpainted plus p&p
- Cat No: FF131/132/133
- Contact: 01428 727341
- Era: 2-5

'OO'/'HO' GAUGE

Pots galore!



- Price: £9.95
- Cat No: GM106/GM107
- Site: www.gaugemaster.com
- Era: Any

If you're looking for ideas to populate gardens or greenhouses look no further than these potted flowers and plants, suitable for 'OO' use. Each pack contains nine decorative pots filled with colour. The first set (Cat No. GM106) utilises

plants formed from fine card and coloured flock, while the second set (GM107) features potted flowers formed from static grass material and different coloured flocks. Each has been neatly formed and finished in a terra-cotta pot. (MC)



'N' GAUGE

Gaugemaster figures

- Price: £2.95
- Cat No: Various
- Site: www.gaugemaster.com
- Era: 8-11

Gaugemaster has added more packs of pre-painted 'N' gauge figures from the Kestrel range to its catalogue including a set of modern-era bricklayers (Cat No. GMKD74), delivery workers (GMKD75) and people enjoying their lunch (GMKD76).

The bricklayer set contains nine painted figures in a series of suitable action poses such as climbing a ladder (ladder also included)

and holding a hammer, while the delivery set includes seven figures such as a man with a trolley, a postman and a fast-food delivery cyclist, plus a bike and two different types of mail box. Finally, the set of figures taking in lunch comprises nine male and female figures either eating or heading for lunch!

Perfect for creating small cameo scenes in 'N' gauge and priced to suit any budget. (MC)



QUICK OFF THE MARK, Master Piece Figures has added three sets of 'OO' gauge cast metal locomotive crew suitable for Dapol's recently released London & South Western Railway 'B4' 0-4-0T (HM134).

Available unpainted or fully decorated, set A (Cat No. FF131) includes a driver with right arm on the regulator while the fireman is mopping his brow, set B (Cat No. FF132) features the driver with right arm on the regulator while the fireman leans at the left hand door with hand on the cabside while set C (FF133) sees the driver again with right hand on the regulator and the fireman leaning on the left-hand gate towards the corner of the tank. Incidentally, set C has been designed specifically for Dapol's 'B4' 0-4-0T 96 *Normandy*, which has a different style of cab.

Each of the figures features a slightly different pose and our review samples were well painted and appropriately 'dirtied' too, indicating a hard-working crew! Excellent and timely additions. (MC)



'HO' GAUGE

Miniature figures relax at ease

- **Price:** £19.50
- **Cat No:** 10697
- **Site:** www.gaugemaster.com
- **Era:** 8-11



With summer here, thoughts turn to relaxing in the sunshine, so why not on your layout too? This latest pack from Preiser contains six pre-painted 'HO' scale figures with a pair of tennis players, a couple sat ready to picnic, someone relaxing with a book and another dozing.

To make things more comfortable, four moulded plastic rugs are supplied with different designs, plus four different rucksacks and bags are also included.

Suitable for 'OO' use, they're fun and a little different to the norm. (MC)

'OO' GAUGE

Peter's Hornby and Lima spares

- **Price:** from £5.99
- **Cat No:** Various
- **Site:** www.petersspares.com
- **Era:** N/A

Recently added to Peter's Spares range of model railway spare parts are these replacement traction tyre and carbon brush packs for Hornby and Lima locomotives. Amongst the packs available are replacement small tyres (Cat No. PS80) for Hornby locomotives (PS80), together with small tyres (PS41) and large tyres (PS42) for Lima locomotives. Each pack contains ten replacement traction tyres, with the Lima packs priced at £5.99 and the Hornby replacement pack priced £8.99. Replacement carbon brush and spring packs (PS66) for Hornby locomotives are also now available, priced at £2.99 per pair. (MC)



'OO' GAUGE

Replacement coach wheelsets

- **Price:** £3 per pair
- **Cat No:** PS82/83/84
- **Site:** www.petersspares.com
- **Era:** N/A

If you are looking to replace older 'OO' gauge plastic carriage or wagon wheelsets, Peter's Spares of Middlesbrough has added three new packs of blackened metal replacements. Three sets are available, each containing one pair of 25.6mm x 2mm axles fitted with 12.6mm three-hole wagon and coach wheels (Cat No. PS82), 12.6mm eight-spoked wagon wheels (PS83) or 14.1mm disc coach wheels (PS84). Each axle features one live and one insulated wheel to assist with adding pick-ups. (MC)



'OO' GAUGE

Roll out the barrels

- **Price:** £6.50/£8.95
- **Cat No:** FL139/QS423
- **Site:** www.harburnhobbies.com
- **Era:** 3-8

Harburn Hobbies' range of stonecast model railway details includes these sets of one-piece moulded barrels, albeit very different in appearance. Measuring 66mm x 26mm, the part-covered barrel load (Cat No. FL139) from Harburn Hamlets is ideal as a vehicle load or for utilising in a yard or depot, while the fish barrels and loading chutes (QS423) are more suited to a quayside location. Measuring 70mm x 34mm, this moulding includes full and empty fish barrels, together with two loading chutes and a pair of loaded barrels underneath. Small details that can make a big impact. (MC)



ALL SCALES

Forest floor flock

- **Price:** £3.95 ● **Cat No:** GM179
- **Site:** www.gaugemaster.com ● **Era:** Any

A recent addition to Gaugemaster's range of scenic modelling materials is this pack of green scatter. Containing a mixture of dark, medium and light green flock, foam and static grass material, the combined colourway is intended to represent a forest floor. Each pack contains 30g of scatter, which would add the finishing touch to a woodland scene. (MC)



Grainflow for Bachmann

'N' Class 37/0

• Price: £129.95 • Cat No: 371-470 • Site: www.bachmann.co.uk
• DCC: DCC ready, 6-pin socket • Era: 8



BACHMANN'S 'N' gauge Class 37/0 returns to the Graham Farish range as 37068 *Grainflow* in Railfreight Distribution (RfD) livery. Built at English Electric's Vulcan Foundry in the early 1960s as D6768, 37068 rose to fame in September 1987

when it was named *Grainflow* at a ceremony in Ely.

Body styling matches the prototype utilising the split headcode flush-panelled model with high intensity headlight. Application of the RfD triple grey livery is up to the standard we've come to expect from Bachmann

with a high-quality paint finish, crisp separation between the triple grey body and roof colours, orange safety warning line and neatly printed RfD sector logos. *Grainflow* nameplates and badges also look the part, as do the RfD cabside strips to the number two end. Bodyside grilles are painted black together

with the nose bonnets which also feature factory-fitted aerials.

A six-pin Digital Command Control (DCC) decoder socket is fitted to the top of the chassis, while directional lighting, Rapido couplings in NEM pockets and a pack of snowploughs and detailing parts complete the model. (MC)

FARISH COLAS RAIL FREIGHT '66'



• Price: £134.95
• Cat No: 371-387
• Site: www.bachmann.co.uk
• DCC: DCC ready, 6-pin socket
• Era: 10/11

New to Bachmann's Graham Farish 'N' gauge range is Class 66 66846 in Colas Rail Freight livery.

Beginning its career as 66573 under Freightliner ownership, the General Motors built locomotive was acquired by Colas Rail Freight in mid-2011 and subsequently re-liveried and renumbered as 66846.

Bachmann has made an excellent job of replicating the livery on the model's corrugated sides with an evenly-applied orange, yellow and black paint finish, capturing the appearance of its full-size counterpart well, even down to the slight difference on each side where the orange

and yellow separation bisects the company name.

Crisply printed Colas Rail logos, numbers, data panels and overhead line warning flashes feature on both sides, together with many of the smaller details and signs to the underframe and bogies too, which help enhance the model further.

As with previous releases, the locomotive features a 6-pin Digital Command Control (DCC) decoder socket, directional head and tail lights and comes with a separate pack of bufferbeam detailing parts.

66846 is sure to prove popular in this contemporary colour scheme. (MC)

Maroon Hawksworths

• Price: £36.95 • Cat No: 374-512/374-537
• Site: www.bachmann.co.uk • Era: 5



A pair of GWR Hawksworth carriages are amongst the latest rolling stock to arrive from Bachmann's 'N' gauge Graham Farish range. This is the first time that this fine collection of Western Region carriages has been available in BR lined maroon from Farish.

Our two samples were decorated as Third Class Corridor Brake Composite (BCK) W2253W and Corridor Second (SK) W786W.

Neatly finished throughout, the models feature the distinctive Hawksworth curved roof, detailed interiors, separately fitted pipework, neatly moulded gangway connections and well

executed underframe details.

Decoration is excellent, both models displaying an evenly-applied maroon paint finish with grey roof and neat bodyside and cantrail lining. Crisply-printed numbers, turned metal wheels and Rapido couplings in NEM pockets add the finishing touches. (MC)

Network Rail Mk 2 BSO

• Price: £34.95 • Cat No: 374-683
• Site: www.bachmann.co.uk • Era: 9/10

Adding a splash of colour to proceedings is this Bachmann 'N' gauge BR Mk 2b Open Brake Second (BSO) in Network Rail yellow.

Representing Network Rail's Track Recording Train Dormitory coach DB977337, it was used as sleeping accommodation for onboard staff.

While the model uses Bachmann's standard BR Mk 2b carriage as its base, the manufacturer has made an impressive job of the exterior decoration to better represent the prototype with its myriad painted and plated sections. Some



patched panels and grilles along the tumblehome on one side are necessarily printed, due to tooling

limitations, but still look the part from normal viewing distances. With Network Rail vehicles

a regular sight on the modern railway, this is sure to be a popular addition to the range. (MC)

RECOMMENDED READING

ATLAS OF RAILWAY STATION CLOSURES

• Publisher: www.crecy.co.uk • ISBN: 978 0 86093 6770 • Price: £25 • Spec: 160 pages, hardback

NEW FROM CRECY IS this atlas focusing on railway station closures across the rail network since the 19th Century.


Straight from the get go, the introduction explains that the resulting volume is the work of many with the aim of dispelling the myth that a certain Dr Beeching was solely responsible for the majority of line and station closures across the railway.

The atlas is divided into sections consisting of 45 pages of colour-coded schematic maps, a 29-page

gallery and a comprehensive 76-page index of all railway stations and their status, including those that remain open today – suffice to say there are a lot that appear in black (closed). Maps are colour coded according to the period or decade that a railway line or station closed from the 19th Century right through until recent times, and focus mainly on when passenger services ceased, although some remained accessible for freight traffic after this.

From a modeller's perspective this is an interesting reference

volume – especially if you are considering a location and a premise upon which to develop a layout. Not only that, the gallery features a selection of images of a railway that had enjoyed better times and offers an insight and potential modelling opportunity to replicate this state should you wish. Whilst highlighting the decline and even destruction in the lead-up to and post closure, the photographs offer a glimpse of railway infrastructure, platforms, station furniture, signage, closure notices and more. (MC)



Minerva shows off sound equipped '57XX'

● Price: £390.00 ● Cat No: GV2015 ● Couplings: Working screw links
● Site: www.minervamodelrailways.co.uk ● Era: 3 ● DCC: 8-pin socket

MINERVA MODEL Railways has taken delivery of the last version of its series of Great Western Railway '57XX' and '8750' 0-6-0PTs for 'O' gauge – the riveted cab tank '57XX' design. The first of this specialist 'O' gauge manufacturer's 'Panniers' debuted in September 2017 (HM125), but this time we have been supplied a version with factory fitted sound too.

The riveted tank '57XX' follows the same high standards of moulding and production as the original '8750' 0-6-0PT which we received from Minerva. The level of detail is excellent with a large number of separately fitted components on the injection moulded plastic body. This includes handrails, chimney, dome, lamp irons, pipe work, sprung buffers, sprung screw link couplings, brake rigging and more. An accessory pack also includes optional vacuum brake pipes plus you also get a discount code for Narrow Planet locomotive numbers for the Minerva 'Panniers' and ModelU crew figures to suit the '57XX'.

The stand out external feature of this model is the riveting on the pannier tanks. This is superbly done with fine rivet heads on both tanks to give this version a

**FIRST
REVIEW**

GO ONLINE!
VISIT WWW.HORNBYSMAGAZINE.COM
TO SEE THIS IN ACTION




unique appearance. It is available in plain green, Great Western lettered (as featured here) and BR black with early or late crests. There is also an option for early crest locomotives with top feed arrangement for those looking to customise their purchase further.

The highlight of this particular sample though is its Digital Command Control (DCC) sound decoder. It is equipped with a Zimo MX645R 8-pin decoder and a Zimo 3D printed speaker. The sound file has been engineered by Paul Chetter and includes Zimo's braking feature – a fantastic addition to the driveability of these decoders – 28 functions, heavy and light exhaust beats, programmable whistles and equally important quality coasting sounds. Much



LCUT Creative 'O' gauge LMS signalbox kit

- Price: £16.99
- Cat No: B70-25
- Site: www.lcut.co.uk
- Era: 2-9



LCUT CREATIVE has added this small LMS pattern signalbox to its range of 7mm:1ft, 'O' gauge, laser cut kits. The building takes inspiration from Shap signalbox on the West Coast Main Line and is available in right- and left-hand staircase formats.


The kit comprises a combination of laser cut parts using laser board ranging from 0.45mm to 2.6mm thickness. It is well designed and comes with clear instructions which make assembly a straightforward process. Our review sample took less than an hour and a half to construct, excluding drying time for the roof components.

All of the components are neatly cut in the kit and also fit the apertures where required without any modification or adjustment – just cut

them from the sprues with a sharp knife and glue the parts together. We used Deluxe Materials Glue N Glaze adhesive applied through the same manufacturer's fine tip applicator. The advantage here is that the glue dries clear and is controlled in its application through the fine tip.

The only elements not included in the standard kit are glazing for the windows and an interior. The latter is available as a separate kit from LCUT for £18.99 while glazing can be added using readily available plastic sheet or by reusing clear plastic packaging.

Once assembled the kit builds into an attractive structure which is strong and finely detailed. A perfect addition to a developing 'O' gauge layout and modestly priced too. (MW)



of this can be customised too with a basic understanding of adjusting Configuration Variables (CVs) on DCC decoders.

The main exhaust sounds are excellent and modulate between a heavy and cruising exhaust sound automatically. You can also interrupt this manually by using F5 which mimics the reverser moving to a short valve travel to soften the exhaust beat. If you are allowing the locomotive to work with its automatic sounds, an increase in power takes the sound file back up to an accelerating sound as if the driver has opened the regulator wider to build up speed.

The braking feature is a brilliant part of the Zimo decoder software which was developed to more realistically mimic real life driving situations. Using F2,

a momentary function button, the speed can be wound right down on the DCC handset throttle and F2 can be used to trim the speed gradually to bring the locomotive to a stop. Controlled emergency stops can be carried out by holding your finger on the F2 button on a handset.

A large collection of additional ancillary sounds including high and low whistles, coal shovelling, coupling, ejector, buffering up, safety valves, water filling and guard's whistles can also be used from its extensive armoury.

With its sub £400 price tag this sound equipped version of the latest Minerva 'Pannier' is a great addition to its line up which will be equally at home on shunting layouts as it is on the main line. Excellent and available now. (MW)

The Model Centre delivers **BOLSTER AND PLATE WAGONS**

● Price: £24.95-£49.96 ● Cat No: 38-825Z, 38-826Z, 38-855Z ● Site: www.themodelcentre.com ● Era: 4/5

**FIRST
REVIEW**

NEW STEAM ERA goods wagons are always a welcome arrival in the *Hornby Magazine* office and in the past few years the diversity has increased greatly as the majority of the standard wagons have been produced.

The Model Centre (TMC) commissioned Bachmann to produce 'OO' gauge ready-to-run models of the numerous London and North Eastern Railway (LNER) 22ton double bolster and plate wagons and the first production examples touched down in the *Hornby Magazine* office at the end of July. We've been looking forward to these long wheelbase wagons arriving to expand the array of goods traffic which it is possible to run on our layouts. Parkside Models has produced kits for both in 'OO' for many years, but these new additions are set to eclipse them in terms of detail and operation.

The LNER double bolster wagons were introduced in 1945 with 1,050 being built over the next four years. Following nationalisation these vehicles spread to the Midland Region as well as their native Eastern area and carried BR freight grey throughout the 1950s and into the early 1960s. In the second half of the decade the double bolsters began to be repainted in BR bauxite livery along with other unfitted wagons.

For review we had the opportunity to inspect both BR grey and BR bauxite examples. The grey wagons were delivered in a twin pack (Cat No. 38-826Z) containing M726282 and E286444. The two vehicles have different axlebox styles while detailing includes neatly produced bolster stanchions with hoops around the bottom, a moulded deck with correct planking and a finely produced outer body. The underframe is excellent too with full relief brake rigging, underframe detail and free running metal wheels. Sprung self-centring NEM coupling pockets are provided on all examples together with



The underframe of each wagon is fully detailed with brake rigging and even the framework supporting the body.





BR bauxite double bolster B920055 represents a 1949 built wagon with plate front axleboxes and RCH W irons.

static buffers while a detailing pack contains bufferbeam pipework and a dummy three-link coupling to further enhance these wagons.


Decoration on the BR grey examples is excellent with consistent application of the base colour across both vehicles topped off with appropriate lettering and numbers. The BR bauxite solo example meanwhile (Cat No. 38-825Z) models a mid-1960s wagon with a tan coloured load bed. The level of detail, both physical and decoration, is identical to that of the BR grey examples with superb printing of the lettering. The bauxite example is B920055 which was an early BR wagon built at Wolverton in 1949. It has plate front axleboxes and RCH W irons.

Completing our review quartet is Plate wagon E239992 (38-855Z). 2,594 Plate wagons were built by the LNER between 1937 and 1946 with this particular vehicle being built by Metro-Cammell in 1940 with riveted sides and ends. Like the

double bolster wagons the level of detail is excellent on the body while it shares a common chassis which has plate front RCH axleboxes and RCH W irons. Presentation is excellent too with matching BR unfitted freight grey livery and detailed markings on the wagon sides.

Beyond these four vehicles there are another ten to choose from including departmental Plate wagons in BR black and olive green liveries, reach wagons, more individual double bolsters and internal user wagons. They are excellent additions to the growing range of steam era goods wagons and we highly recommend a visit to the TMC website to view the full range. TMC has also produced steel plate loads for its new wagons and offers customers choice to add various degrees of weathering to the pristine wagons for an additional cost.

Top marks from the *Hornby Magazine* team. (MW)



The load bed of each wagon is detailed with planks and ribs as per the prototypes.

BR's brilliant 'Britannias'

*One of the locomotives that featured in the celebrations to mark the end of steam on British Railways, 50 years ago this month, was a member of the famous 'Britannia' class. These short-lived popular Standard 'Pacifics' were much loved by enthusiasts, as **EVAN GREEN-HUGHES** recalls.*

WHEN 70013 *Oliver Cromwell* pulled into Carlisle station at 3.29pm on August 11 1968 at the head of the '15 Guinea

Special' and was replaced with a pair of LMS 'Black Fives' it was an event that marked the end of normal service for the hugely-popular 'Britannias' which, despite being less than 20 years old, were destined to end their days as piles of scrap to be replaced by diesel and electric traction.

The 'Britannias' came about due to the desire of the newly-nationalised railway to introduce a range of standard locomotives of modern design which would be both economical to construct and also cheap to operate. Amongst the 12 standard designs were two for high-powered mixed-traffic 'Pacifics' which would share common components with other designs and be suitable for use on a wide variety of routes. Both would be pretty similar, but one would have 6ft diameter driving wheels while the other would be intended for faster trains and would have wheels six inches bigger. In the event the 'Britannias' emerged with a compromise 6ft 2in driving wheel with proposals for the two classes being amalgamated into one design.

Prior to this the 4-6-2 wheel arrangement had been more commonly used on express passenger locomotives but the Southern, under Oliver Bulleid, had shown that this arrangement was also most suitable for mixed traffic locomotives as it also allowed for a wide firebox to be fitted. Elements of Bulleid's designs, such as the trailing truck, were used on the new engines while the boiler design was new, although using a Belpaire firebox as favoured by most of the 'Big Four' pre-war companies.

A first for such a large engine was the use of only two outside cylinders, whereas previous 'Pacifics' had three or four. This was for ease of maintenance and was a feature shared with all other standard engines apart from the solitary *Duke of Gloucester*. Many time-saving features were incorporated such as self-cleaning smokeboxes, roller bearings and rocking fire grates in an attempt to make the economics of steam operation more comparable with up and coming diesel designs.

The 'Brits' weren't as well received on the Western due to them being left-hand drive. Additional grab points were also provided on the smoke deflectors of Western 4-6-2s. 70024 *Vulcan* passes St Mellons with the 3.55pm down 'Capitals United' on May 9, 1961 from London Paddington to Swansea.

Bob Tuck/Rail Archive Stephenson.



FIRST STANDARDS

The 'Britannia' was the first of the new standard designs to enter traffic with 70000 *Britannia* leaving Crewe Works in January 1951 as the first of an initial order for 25 locomotives which cost £20,114 each or £20,228 if fitted with the Automatic Train Control apparatus as used by the Western Region. Two more batches followed until there were 55 engines with the most expensive being the final five which came out at £23,987 each due to being fitted with a larger tender.

Interestingly, although the class was described as a standard, there were a lot of variations even as examples left works. An original intention to fit roller bearings all round was later changed so that some engines had plain bearings for comparison purposes resulting in 70035-70039 having plain bearings on the leading and trailing coupled wheels while 70040-70049 had plain bearings all round including on the pony truck. Two engines, 70043-70044, were built with air compressors and air brake equipment for working brake trials which meant that they did not initially have smoke deflectors fitted, although these soon resorted to normal configuration.

The majority of 'Britannias' had the BR1 tender but five had the BR1A with increased water capacity while ten had the BR1D which held nine tons of coal instead of seven and also 500 gallons of water more than the standard tender.

When first built *Britannia* was outshopped in plain black livery which it carried during trials in early 1951. Soon it gained lined Brunswick green livery, this being applied to the whole class until plain green began to appear on some examples from 1963 onwards. Most of the class carried nameplates from new except for 70043-70054 which gained them later, although 70047 was never named. While there was no pattern to the names applied some did reflect the region to which an actual engine was first allocated. The name *Britannia*, and those fitted to the majority of engines up to 70013, had all been used before in some cases by multiple companies while 70014-70029 had names originating from former GWR locomotives. The names fitted to 70049-70054 reflected their Scottish allocation. »




Left: Specially polished 'Britannia' 70004 *William Shakespeare* stands at Eastleigh shed just after being exhibited at the Festival of Britain on the South Bank in 1951.
J.D. Mills/Rail Archive Stephenson

Below: 'Britannia' 70053 *Moray Firth* makes a dramatic ascent of Shap on the West Coast Main Line heading south from Glasgow on September 14 1955. These two-cylinder mixed traffic 'Pacifics' were seen across the entire BR network.

W.J. Verden Anderson/Rail Archive Stephenson.





On the Southern the 'Britannias' were well known for their use on the 'Golden Arrow' Pullman train from London Victoria to Dover. On April 21 1956 70004 William Shakespeare carries the full 'Golden Arrow' regalia as it waits to depart from Victoria. Lewis Coles/Rail Archive Stephenson.

NATIONWIDE

The initial batch of locomotives was allocated to the Eastern Region to work Liverpool Street to Norwich expresses while those from 70015-70024 went to the Western with allocation split between London and Devon. Transfers soon saw 70004 on the Southern Region along with 70014 where the pair were used on the 'Golden Arrow'. High mileages were initially worked, particularly on the Great Eastern in this early period, and their performance was exploited in a new timetable which allowed only 76 minutes for the journey from London to Ipswich.

Once the second batch became available the class became more widespread with examples sent to Cardiff Canton, Holyhead, Manchester, Stratford and Norwich where they were mainly deployed on express work. The third batch,

FACTS AND FIGURES	
Designer:	Robert Riddles
Built:	1951-1954
Builder:	British Railways, Crewe Works
Purpose:	Mixed traffic
Numbers:	70000-70054
Power classification:	'7MT'
Wheel arrangement:	4-6-2
Weight (locomotive):	94tons 4cwt
Weight (tender):	49tons 3cwt (BR1) 52tons 20cwt (BR1A) 54tons 20cwt (BR1D)
Bogie wheel dia':	3ft 0in
Driving wheel dia':	6ft 2in
Pony truck wheel dia':	3ft 3in
Length (over tender):	68ft 9in
Width:	8ft 8in
Height:	13ft ½in
Boiler (taper):	5ft 9in to 6ft 5in
Boiler pressure:	250psi
Cylinders:	Two, outside
Cylinder size:	20in x 28in
Tractive effort:	32,150lbs
Coal capacity:	7tons (BR1 and BR1A) 9tons (BR1D)
Water capacity:	4,250gallons (BR1) 5,000 (BR1A) 4,750gallons (BR1D)
Number in class:	55
First withdrawal:	1965
Last withdrawal:	1968

commencing with 70030, was split between Holyhead and Polmadie, Glasgow, with 70030-70035, which had bigger tenders replacing the earlier allocation in Wales which had been found wanting with regard to water capacity when working North Wales coast expresses.

As might be expected, the Modernisation Plan of 1955 spelt the end for these engines, even though they had scarcely left works and therefore for most of their lives thereafter they were moved around and displaced from premier duties by newer forms of traction. East Anglia went over to the English Electric diesels in 1958 while the arrival of the 'Warships' and 'Westerns' on the Western allowed transfer of many 'Britannias' to the London Midland Region, with the result that the whole class was with that region by the



The overall roof of Perth echos to the sound of 'Britannia' 70009 Alfred the Great as it departs with the 4.45pm fish train to the south in April 1964. W.J. Verden Anderson/Rail Archive Stephenson



The 'Britannias' were designed with parcels and freight traffic in mind just as much as express passenger work. On July 15 1959 70038 Robin Hood makes its way home after overhaul at Doncaster with an up goods seen just after passing Barkston Junction. Gordon Hepburn/Rail Archive Stephenson.

end of 1963. A total of 26 were then shedded at Crewe, 17 at Carlisle Kingmoor, seven at Carlisle Upperby and five at Holyhead. At first they were used on duties formerly covered by express types but as newer diesels arrived they were cascaded down to take over more motley turns, which would have formerly been allocated to mid-range 4-6-0s.

Although the 'Britannia' was supposed to have been designed using the best practices of the previous companies they were not exempt from problems. Within six weeks of entering service *Britannia* herself suffered a disintegrating piston head, with other engines from the first batch having similar issues until the problem was isolated to water carrying over from the boiler. There were then a number of incidents in mid 1951 involving the coupled wheels moving on their axles, with seven engines suffering from the problem and leading to modifications being applied to the method of fixing, following a short withdrawal from service for the whole class. Engines from 70025 onwards had revised coupling rods and smaller balance weights on the rear driving wheels as a result of these modifications.



An unusual issue was a 'fore and aft' motion caused by the two-cylinder engines acting on the carriages and this caused complaints from passengers. Modifications were made to the engine/tender drawbar arrangement but this then may have created a further problem as both 70012 and 70014 parted from their tenders over the following few years and five more locomotives were found with fractured drawbars. Another equally serious issue occurred in January 1960 when 70052 *Firth of Tay* shed part of its connecting rods at Settle, North Yorkshire, causing an accident which killed five people.

WITHDRAWALS BEGIN

With the class chasing a diminishing amount of work withdrawals were only a matter of time and it was in June 1965 that 70007 *Coeur-de-Lion* became the first of the class to be taken out of service. Others followed but there were still 41 out of the original 55 left at the start of 1967 with all but four allocated to Carlisle Kingmoor, the remainder being at Stockport. However by the end of that year delivery of the English Electric Class 50s to

the London Midland Region had seen off all but 70013 *Oliver Cromwell* which was then allocated to Carnforth where it could be used for specials and tour work. It was from there that this locomotive achieved fame when it was allocated to take part in that final special, designed to mark the final day of regular steam services on British Railways.

However it wasn't quite the end because 70013 did in fact work the day afterwards when it went under its own power to Norwich where it was drained down before being taken to Bressingham for display. Its survival was something of an accident because, as part of the national collection, it was only retained after substantial damage was caused to first choice *Britannia* while in store. 70013 remained at Bressingham for many years and became the centre of a dispute as to its ownership before being moved to the Great Central Railway where it was returned to steam in 2008. It has since operated on the main line and has taken part in recreations of the famous '15 Guinea Special'. 70000 itself did eventually make it into preservation too and was bought in 1971 and moved to the Severn Valley

Railway. Returned to steam in 1978, it moved to the Nene Valley and then onto Carnforth in 1987 for firebox repairs. It returned to steam again in 1990 and subsequently has become an extensive main line performer, though currently it is being rebuilt once again with substantial progress being made, including it being reunited with its wheels in June.

Although designed as practical and workmanlike engines, the 'Britannias' gained a substantial following amongst enginemen and enthusiasts alike. Those who worked on them particularly liked the well-thought out cab (although Western enginemen complained that the locomotive was left-hand drive) and those who looked at them admired the high running plate and the modern design. On that final day 70013 had covered only about 900,000 miles since new while other members of the class had amassed only about half of that by the time they were taken out of service. That they could have had many more years in service is not in doubt but given the rise of diesel power whether they should have been built in the first place is a subject worthy of much more debate. [Alana](#)



RAILS OF SHEFFIELD

railsofsheffield.com

Corporate Partners of

RAILWAY
MUSEUM**HORNBY®****HORNBY 2018 NEW RANGE!****HORNBY®**

R3600TTS	NBR, J36 CLASS, 0-6-0, 673 'MAUDE' WITH TTS SOUND	£127.50
R3603TTS	BR, LORD NELSON CLASS, 4-6-0 LOCOMOTIVE 30850 'LORD NELSON' WITH TTS SOUND!	£149.50
R3612	LNER, A4 CLASS, 4-6-2, 4468 MALLARD - LIMITED EDITION ANNIVERSARY PACK	£182.50
R3615	PECKETT WORKS LIVERY NO.560/1893 0-4-OST	£79.50
R3617	BR, REBUILT MERCHANT NAVY CLASS, 4-6-2, 35030 'ELDER DEMPSTER LINES'	£129.50
R3618	BR, REBUILT BATTLE OF BRITAIN CLASS, 4-6-2, 34050 'ROYAL OBSERVER CORPS'	£139.50
R3619	BR, CASTLE CLASS, 4-6-0, 5013 'ABERGAVENTNY CASTLE'	£129.50
R3621	LNER J36 CLASS, 0-6-0 STEAM LOCOMOTIVE 722	£107.50
R3622	BR, J36 CLASS 'HAIG' 0-6-0 STEAM LOCOMOTIVE 67531	£107.50
R3623	LMS 'QUEEN ELIZABETH' PRINCESS CORONATION CLASS 4-6-2 STEAM LOCOMOTIVE 6221	£146.50
R3630	LNER A4 CLASS 'WOODCOCK' 4-6-2 STEAM LOCOMOTIVE 4493	£129.50
R3631	BR H CLASS 0-4-4T LOCOMOTIVE 31265	£99.50
R3632	BR 'EAST ASIATIC COMPANY' MERCHANT NAVY CLASS 4-6-2 STEAM LOCOMOTIVE 35024	£137.50
R3634	SR, 'SIR FRANCIS DRAKE' LORD NELSON CLASS 4-6-0 STEAM LOCOMOTIVE 851	£129.50
R3635	BR, 'LORD RODNEY' LORD NELSON CLASS 4-6-0 STEAM LOCOMOTIVE 30863	£129.50
R3638	BR, 'BIDEFORD' WEST COUNTRY CLASS 4-6-2 STEAM LOCOMOTIVE 34019	£142.50

R3639	LMS, 'KING GEORGE VI' PRINCESS CORONATION CLASS 4-6-2 STEAM LOCOMOTIVE 6244	£146.50
R3677	LMS 'DUCHESS OF HAMILTON' PRINCESS CORONATION CLASS 4-6-2 STEAM LOCOMOTIVE 6229	£146.50
R3580	CLASS 87 87035 ROBERT BURNS BR RAIL BLUE (CROSS ARM PANTOGRAPH)	£129.50
R3582	CLASS 87 010 KING ARTHUR BR INTERCITY SWALLOW LOGO (HIGH SPEED PANTOGRAPH)	£129.50
R3602TTS	BR INTERCITY, CLASS 43 HST, 'VALENTA' POWERED TRAIN PACK WITH TTS SOUND!	£229.50
R3606	PULLMAN, 5-BEL 'BRIGHTON BELLE' TRAIN PACK	£154.50
	MATCHING COACH PACK:	
R4871	5-BEL 'BRIGHTON BELLE' COACH PACK	£137.50
R3609	GWR, IEP BI-MODE CLASS 800/0 'QUEEN ELIZABETH II' & 'QUEEN VICTORIA' TRAIN PACK	£229.50
	MATCHING COACH PACK:	
R4870	GWR, IEP BI-MODE CLASS 800/0 COACH PACK	£137.50
R4816	SR, MAUNSELL KITCHEN/DINING FIRST, 7869	£36.50
R4817	BR, MAUNSELL KITCHEN/DINING FIRST, S7946S	£36.50
R3656	VIRGIN TRAINS CLASS 87 019 'SIR WINSTON CHURCHILL' BO-BO LOCOMOTIVE	£129.50
R3659	COLAS RAIL FREIGHT CLASS 67 023 BO-BO DIESEL LOCOMOTIVE	£123.50
R3662	GWR GREEN CLASS 153 368 DMSL LOCOMOTIVE	£84.50
R6888TTS	VENT VAN WITH TTS SOUND	£32.50

SEE OUR WEBSITE FOR FULL LISTINGS
INCLUDING SPECIAL OFFERS & GREAT DEALS!!

www.railsofsheffield.com

PRICING POLICY FOR IN STOCK AND AVAILABLE ITEMS: The price advertised on Rails of Sheffield website will be the price charged at the time of the order being processed. This excludes errors in pricing (E & OE) in the event of an error with a price you will be contacted prior to the order being processed and given the option to accept the correct price or cancel the order.

PLEASE NOTE: All items currently in stock are despatched immediately. Forthcoming releases will be despatched immediately upon release. If your order contains both current items and forthcoming releases then these will be despatched separately and subject to separate delivery charges.

*All popular
Manufacturers*

ALSO STOCKED AT BARGAIN PRICES!

HORNBY®**HORNBY®
RAILROAD****BACHMANN
GRANDE LINE****GRAHAM
FARISH
by BACHMANN****HEIJAN****dapol**
Model Railways Company**OXFORD
RAILWAYS****GAUGEMASTER****RAPIDO
TRAINS INC.****DJ
MODELS****PECO****Lok Sound****Electrotren****CORGI Jouef****SCALEXTRIC****Rivarossi****LILIPUT****WOODLAND SCENICS**
The World Leader in Model Scenery**LEG****Exclusive
First
Editions****METCALFE****model scene****DOUGHERTY****HARBURN
HAMLET****WILLS-KITS****Lenz**
ELEKTRONIK GMBH**WILLS-KITS****K&M
TREES****KATO**
PRECISION RAILROAD MODELS**OXFORD
PLASTIC
MODELS****MATHIESON****NEW NOW STOCKING****LEGOMANBIFFO**
HIGH QUALITY SOUNDS**REALTRACK****Revolution**
trains

SHIPPING COSTS: ROYAL MAIL 48 HOUR TRACKED £4.00: Royal Mail aim to deliver within 2 days of dispatch including Saturdays (this is not a guaranteed service and parcels can take longer to arrive).
ROYAL MAIL 24 HOUR TRACKED £5.00: Royal Mail aim to deliver within 1 day of dispatch including Saturdays (this is not a guaranteed service and parcels can take longer to arrive).
SPECIAL DELIVERY £8.50: Guaranteed delivery by 1pm the next day Monday to Saturday. With full track and trace system, your parcel is delivered speedily and securely (orders must be placed by 2pm to guarantee same day dispatch).

PARCEL FORCE COURIER SERVICE £7.50: Next day delivery for much of the UK, including Saturdays. Full track and trace system. Used for parcels over 1.8kg without packing or if you would like a speedy secure delivery of your parcel. This excludes the following post codes BT, JE, GY, IM, KW, IV, PA and PO30-44, KA27-28, PH17-26, PH49-50 and ZE. The cost for these postcodes is £12.00 and will be delivered within two to three working days (orders must be placed by 3pm to guarantee same day dispatch).
WORLDWIDE POSTAGE: For all orders outside the UK, postage will be charged at cost, based on the weight and size of the parcel.

21-29 Chesterfield Road - Sheffield - South Yorkshire - S8 0RL - UK - Tel: (0114) 255 1436 - Fax: (0114) 255 5982

Email: info@railsofsheffield.com

Web: railsofsheffield.com

YouTube: railsofsheffield

Facebook: railsofsheffield

Twitter: railsofsheffield

Instagram: railsofsheffield



RAILS OF SHEFFIELD

railsofsheffield.com

Corporate Partners of

RAILWAY
MUSEUM

WANTED

CASH OR EXCHANGE

WE WANT **ANYTHING** MODEL RAILWAY RELATED,
ANY AGE, ANY GAUGE, FROM A SINGLE ITEM TO A
LIFETIME COLLECTION. DISTANCE NO OBJECT.
PLEASE TELEPHONE, OR EMAIL YOUR LISTS TO
SECONDHAND@RAILSOF SHEFFIELD.COM

BUY · SELL · EXCHANGE · ANY GAUGE · ANY AGE

RAILS OF SHEFFIELD VALUE YOUR SECOND HAND COLLECTION VERY HIGHLY

LOCOS - COACHES - WAGONS - TRACK-WORK - CONTROLLERS - ACCESSORIES
DIE-CAST - LORRIES - BUSES - PLANES - SOLDIERS - RAILWAYANA - AND MORE

FULL COLLECTIONS PURCHASED / UK & WORLDWIDE COLLECTION AVAILABLE

**TOP
GUARANTEED
PRICES
PAID**

*We urgently require collections of any size,
featuring products from the following manufacturers:*

**FAMILY
BUSINESS
FRIENDLY
SERVICE**



WE ALSO BUY RAILWAYANA

SIGNAGE AND TOTEMS

AND MORE...

Telephone our Second Hand team on: (0114) 255 1436 or email: secondhand@railsofsheffield.com - Ref: HM2018

21-29 Chesterfield Road - Sheffield - South Yorkshire - S8 0RL - UK - Tel: (0114) 255 1436 - Fax: (0114) 255 5982

Email: info@railsofsheffield.com

Web: railsofsheffield.com

YouTube: railsofsheffield

Facebook: railsofsheffield

Twitter: railssheffield

Instagram: railsofsheffield



RAILS



railsofsheffield.com/exclusive

Corporate Partners of

RAILWAY MUSEUM

CLASS 66 614 'POPPY'

Freightliner Diesel Locomotive



EXCLUSIVE EDITION
BY BACHMANN FOR
RAILS LIMITED

DCC
READY

BUY NOW
£169.99



32-726X

CLASS 37 425 'CONCRETE BOB' BR Diesel Locomotive



EXCLUSIVE EDITION
BY BACHMANN
FOR RAILS LIMITED

DCC
READY

£149.95



32-384Y

**NOW
OPEN!**



RAILS OF SHEFFIELD

Corporate Partners of

RAILWAY MUSEUM

NEW SHOWROOM

Visit our fabulous new showroom featuring a massive range of new, pre-owned and rare models on display. All gauges, all ages, European, American and from around the world.

Whether you're just starting off in model railways or you're a lifetime collector you will find there is something for everyone.



OPENING TIMES: 9am to 5pm (Mon to Sat) **ADDRESS:** 21-29 Chesterfield Road, Sheffield, England, S8 0RL, UK

PARKING: There is free parking right outside our shop between 9:30 to 16:00 and plenty of alternative parking in the surrounding area.

21-29 Chesterfield Road - Sheffield - South Yorkshire - S8 0RL - UK - Tel: (0114) 255 1436 - Fax: (0114) 255 5982

Email: info@railsofsheffield.com

Web: railsofsheffield.com

[railsofsheffield](https://www.youtube.com/railsofsheffield)

[railsofsheffield](https://www.facebook.com/railsofsheffield)

[railssheffield](https://twitter.com/railssheffield)

[railsofsheffield](https://www.instagram.com/railsofsheffield)



RAILS



railsofsheffield.com/exclusive

Corporate Partners of

RAILWAY MUSEUM

STROUDLEY A1 / A1X

TERRIER 0-6-0

NEWLY TOOLED OO GAUGE MODEL

IN
PARTNERSHIP
WITH

dapol

Model Railway Company



PRE-ORDER NOW!
DCC READY VERSION £110

**6 VERSIONS
AVAILABLE**

**Secure yours for
ONLY £30 DEPOSIT**

Expected Q4 2018

CALEDONIAN CLASS 812



Courtesy of: Hugh Llewelyn

**FIVE VERSIONS
AVAILABLE:**

Caledonian Railway No. 828
(as preserved)

Caledonian Railway No. 828
(as built)

LMS Black Livery No. 17566

BR Black Early Emblem
No. 57565 (weathered)

BR Black Late Crest No. 57566



Courtesy of: Jim Macintosh



Courtesy of: Colour Rail



Courtesy of: Jim Macintosh



IN
ASSOCIATION
WITH



**PRE-ORDER
NOW!**

**ONLY
£30 DEPOSIT**

OO GAUGE MODEL

21-29 Chesterfield Road - Sheffield - South Yorkshire - S8 0RL - UK - Tel: (0114) 255 1436 - Fax: (0114) 255 5982

Email: info@railsofsheffield.com

Web: railsofsheffield.com



[railsofsheffield](https://www.youtube.com/railsofsheffield)



[railsofsheffield](https://www.facebook.com/railsofsheffield)



[railssheffield](https://twitter.com/railssheffield)



[railsofsheffield](https://www.instagram.com/railsofsheffield)

UPSCA

Changing from 'OO' to 'O' gauge is much simpler than it used to be with an increasing range of motive power and greater consideration to digital control and sound. **MIKE WILD** opens up the Heljan Class 05 for 'O' gauge and shows how it can be enhanced with sound quickly and simply.



LING TO 'O' GAUGE

COMPACT locomotives make a great starting point for a first layout in 'O' gauge. Its tempting to get into main line locomotives – I should know! – but 0-6-0 steam locomotives and diesel shunters shouldn't be overlooked for their potential. Moreover, if you have already been modelling in 'OO' gauge, the smaller 'O' gauge locomotives are closely related in

terms of motor power requirements and the types of decoder interface you will find inside.

With all that in mind we decided to select one of the recent 'O' locomotives at the 0-6-0 end of the scale. There is plenty of choice with Dapol having produced the London, Brighton and South Coast Railway 'Terrier' 0-6-0T, Class 08 diesel shunters, LMS 'Jinty' 0-6-0T and GWR '57XX' 0-6-0PT already while

TOOLS

- » Soldering iron with 2mm nib
- » Solder
- » Wire strippers
- » Small crosshead screwdriver
- » Black tack

Shunting locomotives and small main line engines make the ideal starting point for 'O' gauge, and all of the recent 0-6-0 chassis locomotives have either an 8-pin or 21-pin decoder socket – just like 'OO' gauge products. This Heljan Class 05 is the subject of our latest sound installation.




STEP BY STEP INSTALLING DIGITAL SOUND IN A HELJAN CLASS 05 IN 'O' GAUGE

1 Heljan's Class 05 debuted in September 2017 (HM125) offering a second ready-to-run 'O' gauge diesel shunter after Dapol's Class 08. It comes packaged in a sturdy cardboard box and is secured to a wooden plinth.




2 Two crosshead screws secure the locomotive to its plinth which keeps it secure in transit and also makes it attractive to display while you are building your layout.

3 Access to the internal workings requires removal of six screws from the chassis. The first two are located either side of the front of the chassis block and screw up into the body. Use a crosshead modeller's screwdriver to remove these. They have long shanks which makes them simple to refit at the end of the process.



4



The remaining four screws are positioned at the four corners of the cab section. Two are at the rear at the outer edges. All are crosshead screws.

5



The final pair is located either side of the rear driving wheel and screw into the front corners of the cab moulding.

6



Once all the screws are out you can lift the cab section to allow the bonnet to be removed. Don't try to remove the cab straight away as it is connected to the main Printed Circuit Board (PCB) by a pair of wires.

Minerva has added the '57XX' and '8750' 0-6-0PTs to the pack. More are coming too including Dapol's plans for the GWR '14XX' 0-4-2T and Sentinel 4wVBT, Minerva Model Railways' Manning Wardle 'K' 0-6-0ST, Little Loco Company's Ruston 48DS and the Class 03 from Heljan. Add to that the 21-pin decoder socket equipped AC Cars Railbus and Class 128 DMUs which are already available from Heljan and the impending release of Dapol's Class 121 and 122 single-car DMUs – which

CV CHANGES	
For optimum performance to suit our requirements, we adjusted the following CV settings:	
CV4 (deceleration)	Increased to 100 to enhance braking function
CV5 (maximum speed)	Reduced to 100
CV6 (mid speed)	Reduced to 40 to slow acceleration at lower speeds

will also have 21-pin decoder sockets – and it really is the perfect time to be building in 'O' gauge with digital control. These locomotives are all simple to work with and are closely

related to 'OO' gauge models with their decoder socket type and speaker provision.

Our subject choice though is Heljan's Class 05 0-6-0 diesel shunter – a class of 69




7 The bonnet section hooks underneath the lower corners of the cab, hence the need to tilt the cab back to extract it. Once removed it reveals the twin flywheel motor, 21-pin decoder socket and main PCB.

TECHNICAL DETAILS


Manufacturer:	www.heljan.dk
First released:	September 2017 (HM125)
Cat No:	2590
Current alternatives:	2592, 2593, 2594, 2595, 2596
Description:	Hunslet Class 05 0-6-0 diesel shunter
Gauge:	'O'/32mm
Scale:	7mm:1ft
Length (over buffers):	182mm
Price:	£395
Era:	4-6
Couplings:	Working screw links
DCC:	DCC ready, 21-pin socket
Speaker space:	23mm round
Exterior lights:	Front and rear
Interior lights:	Cab interior
Motor type:	Five pole, can motor
Flywheel:	Two
BR power classification:	Shunter
Wheel arrangement:	0-6-0
Purpose:	Shunting engine
Haulage capacity (expected):	10 wagons
Haulage capacity (actual):	18 wagons



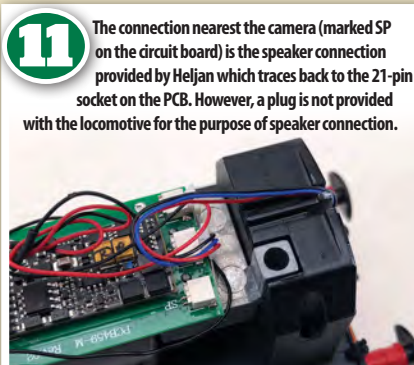
8 The connector nearest to the camera is the one from the cab – pop this out if you want to remove the cab completely during sound fitting.



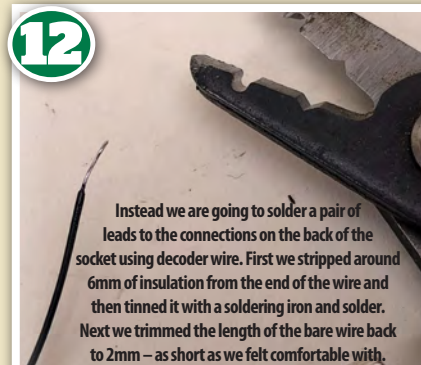
9 We had already placed a 21-pin motor control decoder into the Class 05 in place of the original blanking plug. It is a direct fit, but requires all the wires to be pulled to one side during installation.



10 Changing over to the sound decoder couldn't be simpler – unplug the decoder blank or previous motor control decoder and plug in the decoder. However, as Zimo 21-pin decoders don't come with a speaker pre-soldered to them we need to find a means of connecting a speaker.



11 The connection nearest the camera (marked SP on the circuit board) is the speaker connection provided by Heljan which traces back to the 21-pin socket on the PCB. However, a plug is not provided with the locomotive for the purpose of speaker connection.



12 Instead we are going to solder a pair of leads to the connections on the back of the socket using decoder wire. First we stripped around 6mm of insulation from the end of the wire and then tinned it with a soldering iron and solder. Next we trimmed the length of the bare wire back to 2mm – as short as we felt comfortable with.

WHAT WE USED

PRODUCT	SUPPLIER	CAT NO.
Zimo MX644D 21-pin sound decoder	www.digitrains.co.uk	MX644D
Zimo 15mm x 11mm x 12mm cube speaker	www.digitrains.co.uk	LS15x11x12
Class 03 digital sound file	www.digitrains.co.uk	ZS03A
TCS decoder wire, black	www.digitrains.co.uk	1216

Active Drive sound file for Zimo decoders with brake function which has been recorded from a Class 03. The only major difference

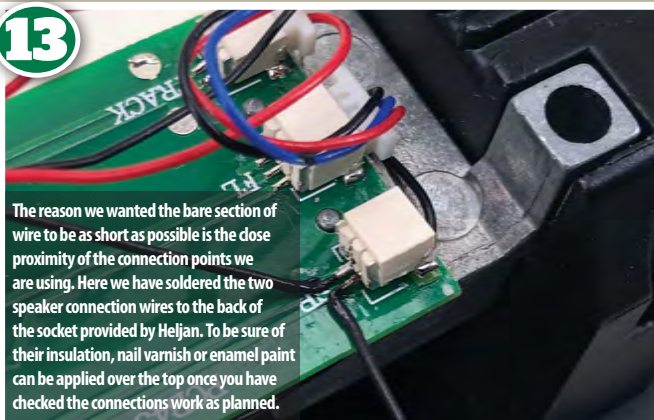
(though there are other minor ones) is that the '03' had a five-speed gearbox and the '05' a four-speed. The braking function, »

locomotives built between 1955 and 1961 by Hunslet. They weren't as widespread in their operation as the Class 03 – the subject of Heljan's next shunting locomotive – but they had plenty of character and the same Gardner 8L3 engine as the Class 03.

The latter point might seem trivial, but when we are talking about sound, the aim is always to get the most realistic engine sound and while I'm not aware of a specific Class 05 sound decoder, Digitrains offers an


STEP BY STEP INSTALLING DIGITAL SOUND IN A HELJAN CLASS 05 IN 'O' GAUGE

13




The reason we wanted the bare section of wire to be as short as possible is the close proximity of the connection points we are using. Here we have soldered the two speaker connection wires to the back of the socket provided by Heljan. To be sure of their insulation, nail varnish or enamel paint can be applied over the top once you have checked the connections work as planned.

14




Turning to the speaker location, Heljan has made space for a 23mm round speaker in the front casing of the Class 05. There is very little alternative space and rather than cutting chunks of metal out or taking up space on the cab floor we decided to make the best of the space available.

15



We removed the factory speaker baffle to maximise the space available in the metal casting.

16




Having removed the baffle we found we could comfortably fit a Zimo 15mm x 11mm x 12mm cube speaker in without any modifications.

17



We then trimmed the speaker wires to the length required, removed around 6mm of the insulation again and tinned the bare wires to prepare them for soldering to the speaker connections.

18



With the wires connected to the speaker we have almost completed the installation. To keep the wires in place through the pre-cut slots in the front casting a strip of insulation tape was applied over the top.

19



To provide a secure but flexible mounting for the speaker we used Black Tack – a high tack version of Blu Tack – to hold the speaker in place in the well. If you don't have Black Tack the traditional high street Blu Tack will work just as well.

operated through the momentary F2 button gives very realistic braking which is perfect for coupling up to trains with precision.

Back to the project at hand. Heljan has done a good job in creating the '05' for 'O' gauge. It looks the part, is simple to dismantle and runs beautifully too. It is also equipped with a 21-pin decoder socket which makes the process of conversion to Digital Command Control (DCC) simple – remove the decoder

blank and install a 21-pin decoder of your choice in its place. Including removal of the body, this can be done in under five minutes.

Here we are going to the next level to install a sound decoder in the locomotive. The decoder fitting part of the process is identical – unplug the blank, plug in the decoder – but adding a speaker is a little bit more involved. Heljan has included a JST style socket on the circuit board to allow connection of a speaker,

but unfortunately there is no cable included with the model to make this a simple case of plugging components together. Instead we have two choices: the first is to connect it directly to the pins at the base of the 21-pin socket, but that is very difficult due to the proximity of components. Fortunately, option two is more feasible and that is to carefully solder two leads to the back of the socket provided for the speaker and then solder

20


The bonnet can now be replaced over the front of the chassis to check that everything still fits within as planned. The etched brass grille at the front makes a perfect route for sound to escape from the speaker.

FILE FUNCTIONS

FUNCTION	SOUND EFFECT
0	Lights (if fitted)
1	Sound on/off
2	Brakes
3	Short horn
4	Low horn
5	Wagons buffering
6	Long horn
7	Buffering
8	Coupling
9	Flange squeal
10	Brake release
11	Brake squeal
12	Destroy vacuum brakes
13	Door slam
14	Double short whistle
15	Sprax valves
16	Wipers
27	Overall volume down
28	Overall volume up

21

Lift the bonnet back off and the cab light wires can be reconnected to the main PCB prior to the body being reassembled and screwed back in place.



TIP

Keep a small container to hand to look after screws while you dismantle a locomotive. This will ensure they are just where you need them to be for reassembly.

22

Once the model is fully assembled it is ready for testing and addressing to put it into service. All that remains is to give this locomotive an identity which we will do with Fox Transfers FRH7005 7mm scale early diesel era locomotive numbers.

those to the speaker. It takes a steady hand, but is doable even with a 2mm soldering nib if you are careful. A smaller 1.5mm soldering iron nib will make this job slightly easier.

In terms of speakers, the model is designed to work with a 23mm round speaker – like those supplied on ESU sound decoders. However, our plan was always to install something with a better depth of tone and for this model we chose to take out the

factory fitted speaker baffle and put in a Zimo 15mm x 11mm cube speaker. Black Tack – high strength Blu Tack – holds the speaker in place, but also allows for adjustment now and in the future should it be necessary.

We've come across much more complex projects in 'OO' gauge before and it is pleasing to see that manufacturers of small 'O' gauge locomotives are thinking about the end user and what they will want to do. The step by

step guide explains the full process involved in equipping a Class 05 with a Zimo MX644D 21-pin decoder and 15mm x 11mm cube speaker. Read on to learn more. [Heljan](#)

USEFUL LINKS

Heljan	www.heljan.dk
Digitrains	www.digitrains.co.uk
Zimo UK	www.railexclusive.com

BERKSHIRE

- **BERKSHIRE DOLLS HOUSE & MODEL CO**
The Old Fire Station, 9 Wargrave Road
Twyford Berkshire RG10 9NY
Telephone: **0118 934 3700**
Email: howardphs@aol.com
Website: www.berkshiredollshousecompany.co.uk

CAMBRIDGESHIRE

- **TRAINS4U**
27 St Davids Square, Fengate,
Peterborough PE1 5QA
Telephone: **01733 895989**
Email: Trains4u@btconnect.com
Website: www.trains4u.com

CHESHIRE

- **CULCHETH MODEL RAILWAYS**
CPS Shopping Centre, Common Lane,
Culcheth, Warrington WA3 4EH
Telephone: **01925 899959**
Email: info@culchethmodelrailways.co.uk
Email: info@holdercollectables.co.uk
Website: www.holdercollectables.co.uk
- **GRIMY TIMES**
187 Orford Lane, Warrington, Cheshire WA2 7BA
Telephone: **01925 632209**
Email: grimytimes66@yahoo.co.uk
Website: www.grimytimes.co.uk
- **HATTONS MODEL RAILWAYS**
17 Montague Rd, Widnes, Cheshire, WA8 8FZ
Telephone: **0151 733 3655**
Fax: **0151 423 5900**
Email: info@hattons.co.uk
Website: www.hattons.co.uk
- **WALTONS OF ALTRINCHAM**
30 Stamford St, Altrincham, Cheshire WA14 1EY
Telephone: **0161 9285940**
Email: info@waltonsmodels.co.uk
Website: www.waltonsmodels.co.uk

COUNTY DURHAM

- **NORTH EAST MODEL CENTRE**
The Old Chapel, Chester Moor, Chester le Street,
Co Durham. DH2 3RJ
Telephone: **0191 388 1128**
Email: nemodelcentre@gmail.com
Website: www.northeastmodelcentre.co.uk

CUMBRIA

- **JACKSONS MODELS & RAILWAYS**
33 New Street, Wigton, Cumbria CA7 9AL
Telephone: **01697 342557**
Email: info@jacksonsmodels.co.uk
Website: www.jacksonsmodels.co.uk

DERBYSHIRE

- **MALC'S MODELS**
2-4 Pelham Street, Ilkeston DE7 8AR
Telephone: **07786 896 807**
Email: malcolmgrubey@btinternet.com
Website: www.malcsmodels.co.uk
- **WD MODELS CHESTERFIELD**
25 Chatsworth Road, Chesterfield
Derbyshire S40 2AH
Telephone: **01246208244**
Email: info@wdmodels.co.uk
Website: www.wdmodels.co.uk

DEVON

- **SHADYLANE MODELS**
11 Grenville St, Bideford, North Devon EX39 2EA
Telephone: **01237 238872**
Email: shadylane@live.co.uk
Website: www.shadylanemodels.co.uk

DORSET

- **TRAINTRONICS / BOURNEMOUTH MODEL RAILWAY CENTRE**
329-331 Holdenhurst Road, Bournemouth
Dorset BH8 8BT
Telephone: **01202 309872**
Email: sales@slotrail.com / info@traintronics.co.uk
Website: www.slotrail.com / www.bournemouthmodelrailway.co.uk

EAST SUSSEX

- **TRAIN TIMES MODEL SHOP**
37 Seaside, Eastbourne, East Sussex BN22 7NB
Telephone: **01323 722026**
Email: traintimestoo@gmail.com
Website: www.traintimesmodelshop.co.uk

GLOUCESTERSHIRE

- **CHELTENHAM MODEL CENTRE**
39 High St, Cheltenham, Gloucs, GL50 1DX
Telephone: **01242 523117**
Email: sales@cheltenhammodelcentre.com
Website: www.cheltenhammodelcentre.com

GREATER MANCHESTER

- **SAWYER MODELS**
119 Bradshawgate, Leigh,
Greater Manchester WN7 4ND
Telephone: **01942 202334**
Email: sawyermodels@hotmail.com
Website: www.sawyermodels.co.uk

HAMPSHIRE

- **A C MODELS**
7-9 High Street, Eastleigh, Hants SO50 5LB
Telephone: **02380 610100**
eBay: acmodelseastleigh/acmodels2/tracksidcars
Website: www.acmodelsspares.co.uk
- **ALTON MODEL CENTRE**
7A Normandy Street, Alton, Hants GU34 1DD
Telephone: **01420 542244**
Email: sales@altonmodelcentre.co.uk
Website: www.altonmodelcentre.co.uk
- **RON LINES**
342 Shirley Road, Southampton,
Hampshire SO15 3HJ
Telephone: **0238 0772681**
Email: r.lines@hotmail.co.uk
Website: www.ronlines.com
- **THE MODEL SHOP**
65 Kingston Rd, Portsmouth, Hampshire PO2 7DX
Telephone: **02392 738 111**
Email: modelshop117@gmail.com
Website: www.modelshop-portsmouth.co.uk

KENT

- **KENT GARDEN RAILWAYS**
66 High Street, St Mary Cray,
Orpington, Kent BR5 3NH
Telephone: **01689 891668**
Email: sales@kgmodels.com
Website: www.kgrmodels.com

KENT

- **THE HOBBY SHOP**
85 Preston Street, Faversham, Kent ME13 8NU
Telephone: **01795 531666**
Email: info@hobb-e-mail.com
Website: www.hobb-e-mail.com

LANCASHIRE

- **PRESTON TRANSPORT MODELS**
Unit 1, Oyston Mill, Strand Road, Preston PR1 8UR
Telephone: **01772 733644**
Website: www.transportmodels.co.uk

LONDON

- **IAN ALLAN BOOK AND MODEL SHOP**
45-46 Lower Marsh, Waterloo, London SE1 7RG
Telephone: **020 7401 2100**
Email: waterloo@ianallanpublishing.co.uk
Website: www.ianallanpublishing.com
- **JANES TRAINS**
35 London Road, Tooting, London SW17 9JR
Telephone: **020 8640 1569**
Email: janestrainsemail@aol.com
Website: www.janestrains.co.uk

MERSEYSIDE

- **HATTONS MODEL RAILWAYS**
17 Montague Road, Widnes, Cheshire, WA8 8FZ
Telephone: **0151 733 3655**
Fax: **0151 423 5900**
Email: info@hattons.co.uk
Website: www.hattons.co.uk

NORTH WALES

- **CHESTER MODEL CENTRE**
71 - 73 Bridge Street Row East,
Chester, Cheshire CH1 1NW
Telephone: **01244 400 930**
Email: shop@chestermodelcentre.com
Website: www.chestermodelcentre.com

NORTH YORKSHIRE

- **PETERS SPARES MODEL RAILWAYS LTD**
2J Brighthouse Business Village, Riverside Park,
Middlesbrough, Teesside TS2 1RT
Telephone: **01642 909794**
Email: sales@petersspares.com
Website: www.petersspares.com

NOTTINGHAMSHIRE

- **ACCESS MODELS**
43 - 45 Castlegate, Newark, Notts NG24 1BE
Telephone: **01636 673116**
Email: info@accessmodels.co.uk
Website: www.accessmodels.co.uk

SCOTLAND

- **HARBURN HOBBIES**
67 Elm Row, Leith Walk, Edinburgh EH7 4AQ
Telephone: **0131 556 3233**
Email: sales@harburnhobbies.co.uk
Website: www.harburnhobbies.co.uk
- **TIME TUNNEL MODELS**
Unit 3, Fenton Barns Retail Village,
North Berwick EH39 5BW
Website: www.timetunnelmodels.com
- **UDDINGSTON MODEL CENTRE**
161 Main St, Uddingston, Glasgow G71 7BP
Telephone: **01698 813194**
Email: john@uddingstonmodelcentre.co.uk
Website: www.uddingstonmodelcentre.com

SOMERSET

- **FROME MODEL CENTRE**
1-2 Catherine Street, Somerset BA11 1DA
Telephone: 01373 465295
Email: sales@frome-model-centre.com
Website: www.fromemodelcentre.com

SUFFOLK

- **MODEL JUNCTION**
10 Whiting Street, Bury St. Edmunds
Suffolk IP33 1NX
Telephone: 01284 753456
Email: modeljunction@hotmail.co.uk
Website: www.modeljunction.com

TYNE & WEAR

- **POOLEYS PUFFERS**
382a Jedburgh Court, Eleventh Avenue,
Team Valley Trading Estate, Gateshead,
Tyne and Wear NE11 0BQ
Telephone: 0191 491 0202
Email: pooleyspuffers@btopenworld.com
Website: www.pooleyspuffers.com

WALES

- **TRAINSTOP**
10 High Street Knighton Powys LD7 1AT
Telephone: 01547 520673
Email: sales@trainstop.co.uk
Website: www.trainstop.co.uk

WARWICKSHIRE

- **JOTO HOBBIES**
7 Lawrence Sheriff St, Rugby,
Warks CV22 5EJ
Telephone: 01788 562372
Email: jotohobbies@gmail.com
Website: www.jotohobbies.com
- **TONY'S TRAINS AT BARBY MODEL RAIL LTD**
Studio 3, The Locks, Hillmorton,
Rugby CV21 4PP
Telephone: 01788 543442
Email: tony@bmrail.co.uk
Website: www.bmrail.co.uk

WEST MIDLANDS

- **MIKE'S MODELS**
3-5 Brockwell Road, Kingstanding,
Birmingham B44 9PF
Email: info@mikes-models.co.uk
Website: www.mikes-models.co.uk

WEST SUSSEX

- **GAUGEMASTER CONTROLS LTD**
Gaugemaster House, Ford Road, Arundel,
West Sussex, BN18 0BN, United Kingdom
Telephone: 01903 884488
Website: www.gaugemaster.com
- **MORRIS MODELS**
80 Manor Rd, North Lancing,
West Sussex, BN15 0HD
Telephone: 01903 754850
Email: info@morrismodels.co.uk
Website: www.morris-models.co.uk

WEST YORKSHIRE

- **FRIZINGHALL MODELS & RAILWAYS**
Unit 8A Sapper Jordan Rossi Park, Otley Road,
Baildon, West Yorkshire BD17 7AX
Telephone: 01274 747447
Email: shop@fmrldirect.co.uk
Website: www.modelrailshop.co.uk

To see the full list of all Hornby stockists visit www.Hornby.com/stockists

HORNBY

Retail Partners

To see the full list of all Hornby stockists visit

www.Hornby.com/stockists

ANDY LOWE Electronics

All your electronic components at LOWE prices

DC CONTROLLER REPAIRS £35.00

www.andyloweelectronics.co.uk

EQUIPMENT WIRE

Colours: rd, yl, bl, bk, wh, gn, pu, or, gy, pk, br
EW07/0.2 Multistrand wire 1.4amp
7 strands of 0.2mm wire in plastic
sleeving: ideal N & 00 £1.50 £8.40
EW07/0.2 as above in bi-colour [striped] £2.00 -
EW16/0.2 Multistrand wire 3amp
16 strands of 0.2mm wire, ideal 0 & 00 £2.25 £16.99
EW24/0.2 Multistrand wire 5amp
24 strands of 0.2mm wire, ideal 0 & DCC £3.25 £25.50
EW32/0.2 Multistrand wire 6amp
32 strands of 0.2mm wire,
ideal DCC rd, bk £4.25 £34.00

HEATSHRINK SLEEVING 1.2M (2:1 shrinkage)

Thin tubing which shrinks to seal wire joints when
soldering iron hovered above it. Red or black.
HS1 1.6mm £1.20 HS2 3.2mm £1.40
HS3 2.4mm £1.30 HS5 1.2mm £1.10

TAG BOARDS, STRIPS & TERMINAL BLOCKS

CTB2 Mini Tag Board 2 rows x 18 117mm x 38mm £2.45
CTS1 Standard Tag Strip 28 way x 267mm £2.50
CTS2 Mini Tag Strip 28 way x 194mm £1.90

VERY FINE WIRE

EW53/c Overall dia 0.53mm; 7/40; 32AWG;
3 amp bk/bl/bn/gn/gy/or/wh/yl

£3.75 for 2m

Used with this wire, our tiny connectors
are ideal for joining engine to tender for
extra pick-up CMP100 2 pin 3/8" X 3/16",
CMP101 3 pin CMP102 4 pin. Double rows
are available.

1+ 60p ea. 10+ 50p ea. 20+ 40p ea.

GRAIN OF WHEAT BULBS with built in 12v
resistors in rd, gn, amber, bl, yell, clear

GWB 3mm dia x 10mm, 80ma 1+ each 20+
120mm insulated leads 40p 35p
GRB 1.8mm dia 30ma 80p 75p

LEDs

LD14 12v LED 3mm, rd, gn, yl 40p 35p
LD32 As above in white 40p 35p
LD15 12v LED 5mm, rd, gn, yl 40p 35p
LD1 1.8mm LED rd, gn, yl, amber 30p 25p
LD33 As above in white 70p 60p

SNAPLOCK/SPLICE CONNECTORS

For solder free wire collection

Red 0.8mm - 2.0mm 15p each
Blue 1.0mm - 1.5mm 15p each

CTB6 12-way Plug & Socket 6amp £4.95
CTB10 as above, but 10amp £6.50
CTB4 Screw Terminal Block 3amp 80p
CTB5 as above, but 5amp 95p

MINI TOGGLE SWITCHES

SP/DP-single/double pole,
ST/DT-single/double throw
C55 Connectors to fit below
(saves soldering) 8p each each 1+20+
SMT1 on / off SPST £1.20 £1.10
SMT2 on / off SPDT £1.20 £1.10
SMT3 on-off SPDT £1.25 £1.15
SMT4 on-off DPDT £1.30 £1.20
SMT5 on-off-on DPDT £1.40 £1.30
SMT 6 [on]-off-[on] SPDT for points £1.60 £1.50
SMT7 [on]-off-[on] DPDT £1.90 £1.80
Lever covers for identification and grip 18p each
Rd, yell, gn, wh, grey

T: 01981 540366 E: andy@andyloweelectronics.co.uk

Hillcrest Cottage, Little Birch, Hereford HR2 8AY

Cheq: Andy Lowe P&P: £2.99



brimal.co.uk

Sales 01429 297277

Just a small selection from our Catalogue of over 1000
items.....See them all on brimal.co.uk or phone 01429297277

CP800

THE SOUND CONTROLLER

Scalable from the largest of layouts to smaller single track
book shelf type layouts irrespective of gauge. With up to 15 sound
effects available to play on demand, they can be played either
individually or together to give a richer mix to the scene. For
example sounds of sea birds combined with those of rain, traffic or
people. All sound tracks can be initiated by moving the toggle
switch down momentarily, or with the toggle switch in the UP
position by using magnetically activated switches in the track bed,
and a small magnet fitted under the locomotive or rolling stock.



MR204



Point Motor Remote Indicator

This is a very simple circuit that can indicate the last action taken
on a Momentary Switch. An example of this is if you are using a
momentary toggle switch to control the points on a Model Rail
Layout. This circuit will latch on an Indicator when the switch is
used, that indicator will remain ON when the switch returns to the
centre OFF position. Today there are over 120 uses

CN165



Power Distribution Board

A DC Power Distribution Board. There is a set of Input
Terminals and a set of extension terminals for the next
Distribution Board. The output consists of 18 Positive
terminals and 18 negative terminals. The board has a
Power ON indicator, which is also a polarity indicator
Green is the correct polarity, Red is incorrect, &
Orange is DCC. Ideal for Bus Bars etc.

MR230



6 x 3way Screw Terminal Junction Board

This is an 18 way terminal block which can be broken
down into multiples of 3. Each 3 way section has 3
IN screw terminals, and 3 OUT terminals. The
terminals and the board are rated at 10 Amps, so will take
wires from lighting circuits that draw very little current to points via
a CDU which draw large amounts of current They can be used as a
bank of 18 ways or snapped off into 3 way terminals

We now have a Stock Catalogue. Please contact us on 01429 297277 for a copy

Have a look on thehobbyshed.co.uk for Inspiration & Solutions

We accept all forms of Payment on the web site brimal.co.uk if you have any problems ordering please contact us

THE LONG *goodbye*




Type 4 1-Co-Co-1
D211 Mauritania

heads for Manchester
with a train conveying
empty Travelling Post
Office vans. Heljan's
ready-to-run models have
revolutionised the concept
of 'O' gauge modelling for
many modellers.

SCALE
'O', 7mm:1ftSIZE
46ft x 16ftERA
BR, 1960sCONTROL
Analogue & digital

Gifford Street was once a regular fixture of the exhibition circuit and was a showcase for 7mm scale on a large scale. **JOHN EMERSON** bids farewell to Gifford Street as it bows out to make way for his new 'O' gauge project.

PHOTOGRAPHY, MIKE WILD



The original intention with Gifford Street was to only run locomotives and trains typically seen on the Leeds-Manchester route. Original parallel boiler Fowler 'Patriot' 4-6-0 45509 The Derbyshire Yeomanry was one of four shedded at Newton Heath and is seen leaving Summit West tunnel on a Liverpool train.

I BLAME Colin Gifford and my very battered copy of his book *Decline of Steam* for my fascination with the last days of the steam railway in the North West, so it was here that I looked for inspiration for an 'O' gauge replacement for my 4mm scale Hayley Mills layout back in 1996. Unfortunately the resulting layout never really developed very far and after a few years was dismantled in favour of a new project - Gifford Street.

Initially set in the Bolton/Bury area, it later changed (after a brief interlude looking at Bradford) to the area around Rochdale - although exactly where in that area was never fully explained. Whilst there was a large - by model standards - goods yard serving traffic from various mail order catalogue companies in the area, there was no passenger station. The reason was that I liked building and running freight stock, so the layout was designed purely as a 'stage' on which to watch trains go by. It did, however, need a heck of a lot of rolling stock - especially all those vans for mail order traffic!

Originally constructed as an end-to-end layout, it appeared for the first time at the Colchester show where someone remarked that 'it ran like a dog!' Well, every dog has its day and Gifford Street eventually grew into a 46ft x 16ft continuous circuit where long expresses and big trains of 40 or more vans or mineral wagons were the order of the day. By any stretch of the imagination this was a big layout and taking it to shows involved a great deal of hard work, including the hire of a 7.5ton truck, and the goodwill of the operators to get it dismantled, loaded, unloaded, set up, dismantled, loaded and unloaded again once back 'home'. No wonder we finally decided to call it a day.

Whilst essentially freelance in concept, parts of the layout were loosely based on prototype features and structures on the Leeds-Manchester route. It was particularly pleasing when a group of spectators from the area recognised Summit West tunnel and the nearby aqueduct. »



The Universal Laundry was also based on a prototype situated on the Oldham Loop – we resisted the temptation to wear ‘Universal Laundry’ T-shirts at shows as the laundry was still very much in business.

EVOLUTION

Construction began in earnest around the time Digital Command Control (DCC) was really getting into its stride but from the start the layout was wired for conventional 12v DC. The change from end-to-end to continuous circuit in 2005 brought its own problems as there wasn't enough ‘oomph’ in the existing controllers so trains literally ran out of steam in the storage roads whilst the controllers glowed red hot. The pundits’ advice seemed to suggest that either 2amps was fine or that it wasn't. In the end, discussion with those helpful guys at The Model Railway Club and a long chat with Geoff Helm at Helmsman Electronics convinced me that what we really needed were more beefy power packs, especially as the (then) new Heljan diesels could pull a good couple of amps each. The wiring received a radical upgrade and the main lines were equipped with 5amp Helmsman units, which have more than coped with anything we could throw at them including a regular Class 26 triple-headed 17-coach train. The only further alteration to the electrics saw the installation of DCC on the inside circuit (five minutes before the opening of the Southwold show in 2008) - which later became a permanent addition using Digitrax equipment - and much later the use of Wi-Fi and a laptop enabling DCC operation



o3 The ‘Midland Pullman’ provides the ‘cop’ of the day for the local spotters on the footbridge at Calvert Street Crossing.




o4 Above: Super power at Gifford Street! ‘9Fs’ 92019 of Carlisle Kingmoor and 92123 of Birkenhead depart with a lengthy mineral train. Both were originally shedded at Wellingborough on the Midland Division. One of the new Heljan diesel parcel railcars passes on the main line with several vans as tail traffic.

o5 Right: ‘WD’ 2-8-0s were another locomotive associated with the Leeds-Manchester route. More steel empties arrive in the goods loop at Gifford Street behind 90492, another Tony Geary build from a Snowhill Models kit.



from smartphones and tablets for which we were roundly criticised online for 'playing games on our phones instead of operating'.

Gifford Street was retired from the exhibition circuit in 2012 having appeared at a number of shows around the country including Warley, Wigan, Spalding, Alexandra Palace and Guildex. The plan was to include the scenic part in a new large layout (irreverently dubbed GSS2) in a friend's barn. Double junctions at the 'tunnel' end would give access to a double-track line climbing along the rear of the layout before curving back across the main line to run diagonally across the barn into a large terminus station. Trains would leave the terminus, travel down the incline, through the tunnel and Gifford Street, then proceed around the new curve at the far end of the layout. After passing through a four-track junction, they would then proceed along the back of the circuit before passing around a reversing loop >>





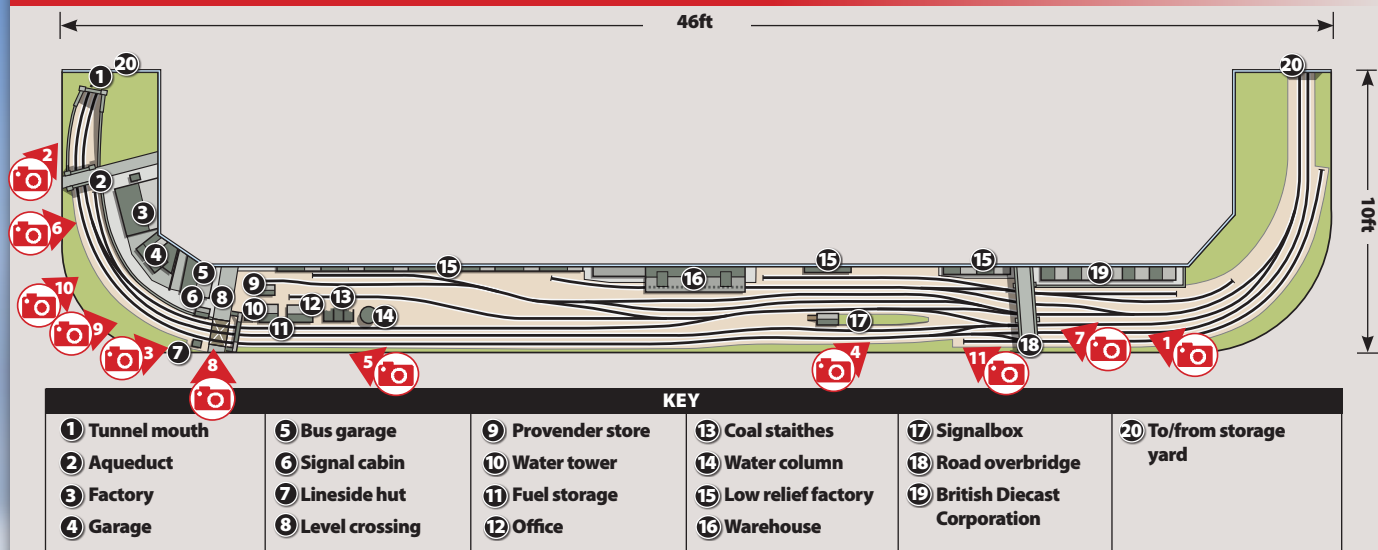
Type 2 Bo-Bo D5139 rushes a train of fitted vans through Gifford Street. Built from a Just Like The Real Thing kit, sadly these excellent kits are no longer available.



Stanier '8F' 2-8-0 48666 holds up the traffic as it passes over Calvert Street Crossing on the loop line. A long-time resident of Rose Grove, it often saw service as a banker over the Copy Pit line.



GIFFORD STREET TRACK DIAGRAM (Not to scale)



 The 'Midland Pullman' captures the attention of spotters on the footbridge at Calvert Street Crossing, as Stanier '8F' 48666 approaches unnoticed on steel empties.



and into a through station. Eventually trains would continue their journey from the station, returning to the terminus by retracing their original route back up the incline. It promised to be quite a spectacle.

A lot of hard work had taken place in the barn during 2013 including installing a new suspended ceiling, refurbishing lighting and electrics, erecting substantial bench work, and a serious amount of track laying. Sadly, before the project could be finished, my good friend and fellow conspirator, Peter Marshall, suddenly and unexpectedly passed away at the relatively young age of 68. Pete was well-known from his days running Tracks Model Railway Centre at Sawbridgeworth, where customers were treated to his very special brand of humour levelled at all and sundry, including Rod Stewart who arrived unannounced in the shop one day. The railway modeller and rock star was so impressed that he said he could quite easily stay in the shop all night. Pete's dry response was 'well you can but I'm going home at five o'clock'. Pete later related the story when we were both doing a radio interview after Stewart was 'outed' as a railway modeller. The female presenter asked Pete if he had a layout and his immediate reply was: "ask John - he's got a big one!" Needless to say, the studio collapsed into gales of laughter.

UNTIL FURTHER NOTICE...

Following Pete's untimely death, the future for the layout seemed bleak. There could be no turning back and using Gifford Street as an exhibition layout again as the storage yard boards and some of the curved scenic boards had been scrapped - a rough estimate to replace and reinstate these running into four figures. With work on the layout abandoned, there was a stark choice between finding a new home or owner or scrapping the entire layout. However, thanks to the considerable generosity of Pete's family, Gifford Street was allowed to remain in his big barn.

Work restarted on the layout with the intention of restoring it more or less to >>>



Norman Bates Motors - the authentic lettering is based on a photograph of a somewhat down at heel 1950s garage premises in Birmingham. It was created using some ancient Letraset left over from my graphic design days, suitably distressed.

the original form in which it appeared at shows. The incline and double junctions were removed and a large section of the reversing loop dismantled. Storage roads were laid in at the back of the layout and a new goods yard built on the rump of the reversing loop, enabling freight to be tripped from the yards at Gifford Street to the new yard independently of the main running lines, or *vice versa*. A series of running weekends was organised during the spring and summer months, where the spectacle of big trains on a big layout in a big barn could be enjoyed once again. A wonderful variety of visiting locomotives and stock stretched their legs on the layout, including the odd radio-controlled example causing mayhem and much laughter when it was thought the layout was running amok!

Further developments saw alterations to the yards and the control panels turned into 'signalboxes' with lever frames built up from DCC Concepts 'Cobalt S' switches. However, I was becoming increasingly dissatisfied with whatever improvements were being done to the layout. Gifford Street had strayed far away from the original concept of portraying the last days of steam on the London Midland Region in the North West, becoming more of a club layout where anything and everything could run - not that we ever had any complaints from visitors. I've never been totally convinced that layouts can be successfully modified for a new lease of life in a new home either. The sheer amount of butchery usually required to transplant baseboards, track, wiring and scenery into the new space means that inevitably something has to give. It's also an unfortunate fact that large layouts gradually require ever more maintenance which starts to take the pleasure out of running trains. Eventually I realised that Gifford Street had finally run out of steam - far better to start from scratch with a new layout than end up with an unreliable and unholy mess.

FIRE AND BRIMSCOMBE

Closure notices were posted, a date for withdrawal of services set and as in real life, the demolition gangs moved in to prepare the layout for closure. But having decided to call time on Gifford Street, what would replace it? Back in the 1970s, long before I got round to building Hayley Mills, I'd sketched out a proposal for a layout based on Brimscombe on the climb up to Sapperton in the Golden Valley - Laurie Lee and George Heiron country (and a lovely place to go riding). Although never built it was visualised as set in the 1930s period with trackwork to 'P4' standards.

Brimscombe has fairly short platforms, Brunel designed buildings, a small goods yard and a distinctive single road engine shed to stable assisting locomotives for the climb up to Sapperton. Principal



BR '3MT' 2-6-2T 82003 heads a permanent way train along the main line as Co-Bo D5703 brings empty parcels vans into the sidings.

trains included the 'Cheltenham Spa Express' hauled by an 85B Collett 'Castle' 4-6-0 and the well patronised 'Chalford Auto', but the route also saw heavy freight traffic to and from South Wales avoiding the Severn Tunnel.

The more I thought about it, the more it seemed to fit the bill so the old scheme was dusted down and mocked up to get an idea of how it would actually work in practice. The main differences were that it would now be 7mm scale and BR (WR) set around 1961. There's enough room to model the distance between Brimscombe West and East signalboxes virtually to scale in the barn, and also scope to include much condensed versions of St Mary's Crossing and the western portal of Sapperton Tunnel. Work has already begun, but unlike Gifford Street,

you won't be seeing Brimscombe on the exhibition circuit anytime soon as it will be permanently installed in the barn. I've never liked that doom laden phrase 'last great project' but realistically I don't see any further large layout being built after this one, although Cheltenham's Lansdown Junction is a distinct possibility if the lottery comes up - I could then afford to employ myself to finish my own layout!

The final running sessions on Gifford Street took place in November 2017, with a commemorative wreath being solemnly presented by members of the Luton O Gauge Group. Gifford Street is currently set up in the barn as a shunting layout - how the mighty have fallen - and is up for sale. However, if no sale is forthcoming it will eventually be broken up and allowed to gently fade into a distant but

very pleasant memory as the Brimscombe project takes shape after almost half a century lying forgotten on a dusty shelf.

Building and running a large layout like Gifford Street cannot be accomplished single-handed, so I'd like to put on record my sincere thanks for the help and patience of those stalwart Gifford Street irregulars - Brian Daly, Andrew Baldwin, Richard Dockerill and of course the late Peter Marshall. Thanks are also due to my brother Steve for helping formulate the original concept, to the 'LOGGIES' for plenty of good natured banter and lunch at The Nags, and to all the other folk - far too many to mention by name - who have helped or hindered along the way. Thanks chaps, it's been a lot of fun and without your able assistance Gifford Street could not have entertained so many people over so many years. 



UK TOY & MODEL AUCTIONS

LIMITED

Specialist Auctioneers of Toys & Models



OUR NEXT AUCTION IS ON

Monday, 17th September

at Craxton Wood Hotel,

(on A540) Parkgate Road, Ledsham, Nr. Chester, Cheshire CH 66 9PB

Viewing 9.30 a.m. - 11.30 a.m. Auction starts 11.30 a.m.

Up to 600 Lots to include: Ace Trains 0 Gauge 3-rail Locos and Rolling Stock, Bassett Lowke, Shackleton Lorries and Tractor, 00 Hornby and Bachmann Ex-Shop Stock, Continental and American Outline, Kit-built, Dinky Toys, Corgi, OOC and EFE Buses, Britains Model Soldiers, Matchbox, plus much more.

THINKING OF SELLING YOUR COLLECTION?

TOYS & MODELS WANTED

FOR OUR FORTHCOMING AUCTIONS

*** COMMISSION ONLY 18% (Fully Inclusive) ***

For confidential help and advice telephone:

Barry Stockton 0151 334 3362 or Tony Oakes 01270 652773

Catalogues £3.50 including postage available from:

UK TOY AND MODEL AUCTIONS LTD.,

46 Wirral Gardens, Bebington, Wirral, Merseyside CH63 3BH

CATALOGUE AND MORE INFORMATION ON OUR WEBSITE

www.uktoyauctions.com

LOCOMAN SOUNDS

Our DCC sound decoder projects have been developed over several years. So we are now launching our range of British steam loco-chips.

We pride ourselves in the quality of our projects. The hyper-real sound reacts to the controller input. Enjoy the increased feeling of drivability.

New
Britannia Project
coming soon

Samples of the quality sounds are available through our website. Order here:

www.locomansounds.com

Crystal Clear Superior Steam Sounds



FROME MODEL CENTRE

Service and quality the way it should be

Established since 1986

**QUALITY
MODELLING
PRODUCTS**

We are one of the largest independent family run model shop in the country, situated in the historic town of Frome in the beautiful county of Somerset. We offer our customers probably the largest, most diverse range of modelling products under one roof with very helpful and friendly service second to none.

We have many years of experience in the model trade and we offer free solid advice on all the ranges we stock (which is in the region of 40,000 lines) not to mention the countless number of goodies that are available and which we are more than happy to order for you, if we had the space we would stock them all!

So if you're new to the modelling hobby, an intermediate or a veteran modeller we will have something to wet your appetite.



FROME MODEL CENTRE

1-2 Catherine Street,
Frome, Somerset, BA11 1DA

FREE
PARKING

OPENING HOURS

Tues-Sat: 10am-5pm

Sun/Mon: Closed

TEL: 01373 465295

Fax: 01373 451468

Email: sales@frome-model-centre.com



www.fromemodelcentre.com

BATTLE OF BRITAIN NAMEPLATE SETS

Full range available in 4mm/00 gauge.
Many sets also available in 7mm/0 & 2mm/N gauges.

Available as a full set - pair of nameplates in brass,
smokebox number plate in stainless steel
and pair of multi-colour transfer inlaid crests
set in brass oval plates.

WINSTON CHURCHILL

BATTLE OF BRITAIN CLASS



we can also produce
bespoke plates & transfers...
please contact us to discuss your requirements



FOX TRANSFERS LTD

TEL +44 (0)116 319 4950 (QUOTING HQ)

Dept HO, Unit 5, Priory Business Park, Wistow Road,
Kibworth, Leicestershire LE8 0RX, ENGLAND callers by appointment
email: sales@fox-transfers.co.uk web: www.fox-transfers.co.uk



KJB MODELS

Please visit our website

www.kjbmodels.co.uk



Where we now stock
NEW ITEMS

ALONG WITH OUR
EXTENSIVE RANGE
OF QUALITY
PRE-OWNED STOCK



**WE NOW STOCK THE COMPLETE RANGE OF
1:76 & 1:48 SCALE OXFORD DIECAST VEHICLES**

OXFORD



**GOOD QUALITY PRE-OWNED MODEL RAILWAY
ITEMS ALWAYS **WANTED****



DO YOU HAVE A MODEL RAILWAY COLLECTION TO SELL?

FIRST...

Send your list
of items via
post or email

THEN...

We will do a
professional
evaluation of
your collection

NOW...

Send your
items or we will
travel to collect

FINALLY.

We can pay by
Bank Transfer
or cash



Visit us on
FACEBOOK

Tel: 07542 710005
Email: enq@kjbmodels.co.uk

PayPal



The Great Central's



*The London extension of the Great Central Railway was one of the last main lines constructed in this country. It was unique because of the way it operated in partnership with the Metropolitan Railway, which gave it access to the capital, as **EVAN GREEN-HUGHES** explains.*

Robinson GCR '1' 4-6-0
(later LNER 'B2'/'B19')
427 *City of London* climbs
from Rickmansworth
towards Chalfont and
Latimer with a down
express from Marylebone
in 1922. Here the Great
Central shared the
route with Metropolitan
Railway commuter trains.
[A.L.P. Reavil/Rail Archive](#)
[Stephenson.](#)



London Extension

ALTHOUGH in pre-grouping times there were many sections of railway that were shared between one or more operators the arrangements between the Great Central Railway (GCR) and the Metropolitan Railway (MR) were very unusual. Neither partner in the joint venture had originally intended to work its line in conjunction with the other and in the event the relationship was never very satisfactory, but it did see the Great Central's expresses sharing tracks with the Metropolitan's intensive suburban service for a period.

The unusual, and some would say deficient, partnership between two completely different railway companies came about due to the influence of one man, Sir Edward Watkin, a visionary businessman and MP whose projects included a proposed Channel Tunnel and a part-built replica of the Eiffel Tower in Wembley.

Watkin was the son of a wealthy northern cotton merchant who had entered the

With London Transport signage on the walls, Gresley 'A3' 4-6-2 60107 Royal Lancer passes through Rickmansworth station with a Marylebone-Manchester London Road express on August 25 1955. [Lewis Coles/Rail Archive Stephenson](#)



family business at the age of 26 and he became interested in the emerging railway business shortly thereafter. While in his 30s he became secretary to the Trent Valley Railway and later became assistant to the General Manager of the London and North Western Railway. In 1853 he began to manage the Manchester, Sheffield and Lincolnshire Railway, moving on to become its chairman 11 years later. By 1881 he was a director of nine railways, including the Metropolitan, which was at that time extending its line away from London and beginning to create what was later to become known as commuter 'Metroland'.

THE GRAND PLAN

Watkin was a man with big ideas, some of which he applied to the Manchester, Sheffield and Lincolnshire Railway. He wanted to transform the regional company into one of truly national importance, with access to London being one of his key objectives. This was at first achieved by making deals with other companies, particularly the Great Northern Railway, but Watkin soon grew tired of handing over much of the profit from his company's lucrative coal traffic to others and began to hatch a plan for his own line into London.

At first the attempts were somewhat covert, with a new extension from Sheffield to Nottingham being built, allegedly to provide a better connection with the Great Northern, but in reality because it brought Watkin's company further south. However, to get this extension Watkin had to agree not to use this line to try and run direct trains to London via any competitor's metals. Meanwhile, the Metropolitan had got as far out of London as Aylesbury offering Londoners a fast and efficient way of reaching new suburban houses in the towns and villages along the route, while in the background extending Watkin's empire slightly further to the north.

At this point Watkin showed his hand and announced plans to build a completely new line from the Midlands to the south which was to be called the Great Central Railway. His bold idea was to produce a line which could be worked at express speeds throughout and which avoided most centres of population. This wasn't as mad an idea as it first sounds, as by this time most of the large towns in the country were already served by rail. Watkin's primary interest was the swift transit of 2million tons of coal and 80,000tons of fish that his company moved annually and for which all the revenue would now fall to his company.

A total of 92 miles of new track was proposed but there was still the issue of ➤



Stanier 'Black Five' 4-6-0 45331 passes Wendover, the location of David Dann-Gibbons' 'OO' gauge layout featured on pages 18-25 of this issue, with the 4.38pm Marylebone to Nottingham Victoria semi-fast on May 30 1966. *Brian Stephenson.*

how access could be gained to London, which was difficult by this time because of land costs and the interests of existing railway companies. The answer was to utilise the route of the Metropolitan from its extremity at Quainton Road near Aylesbury into the city and then to branch off at the end into a new terminus which would be built at Marylebone. The original plan was apparently to share the use of Baker Street but this was already becoming overwhelmed by commuter traffic.

The GCR was to be given running powers from Quainton Road to Harrow South Junction and from there to Canfield Place, Finchley, an extra pair of tracks was to be built so that Metropolitan trains could be overtaken by the expresses. Perhaps in a sign of the disagreements to come, the Metropolitan objected, with agreement being eventually reached that the tracks would be built by the Metropolitan itself and then rented out to the GCR for its exclusive use.

TENSIONS MOUNT

The ruse worked and the GCR received powers to build its line and access London via the Metropolitan. Unfortunately things immediately began to go wrong because Watkin had fallen ill and resigned his directorships and the new directors of

the Metropolitan Railway were more interested in the growth of their suburban service than of any link with the north.

Passenger traffic on the new line also didn't live up to expectations despite attempts by the GCR to stimulate it, with these efforts not being assisted by the arrangement with the Metropolitan which prevented trains calling at any station before Harrow. Journey times were longer than by competitors and promoting the line as one for luxury travel didn't work either. There were also operating difficulties as there were several serious gradients on the Metropolitan part of the route, some as severe as 1-in-90 in direct contrast to the flat layout of the rest of the GCR. Operating staff also struggled from the outset to slot in the freights from the north between the numerous commuter trains.

Relationships between the partners became very strained and within three years another scheme, this time jointly between the GCR and the Great Western Railway (GWR) was hatched to build another line from north of Quainton Road via Princes Risborough and High Wycombe, effectively bypassing the Metropolitan section of line. This was built, but at a cost, because the Metropolitan successfully applied for compensation for loss of traffic and as a result four coal trains

Both the GCR and 'Met' provided motive power for goods trains. In 1934 Metropolitan 'G' 0-6-4T 96 *Charles Jones* approaches Amersham with an up goods from Verney Junction. *Frank Hebron/Rail Archive Stephenson.*



continued to run over the Metropolitan each day. Disputes came to a head on July 26 1898 when the Metropolitan's new chairman personally stopped the passage of a coal train destined to the new line because of a contractual dispute.

Matters rumbled on for the next few years but in 1906 the Metropolitan and Great Central Joint Railway was formed, which provided for the Metropolitan to manage the line and for the GCR to provide the accounting function, these functions being switched over every few years. Maintenance was shared while rolling stock was provided as before by whichever company was providing the service.

Although the Metropolitan was an early exponent of electrification, the live rails never extended beyond Harrow and as a result smart electric locomotives brought Metropolitan carriages that far where they were exchanged very swiftly for the 'Mets' own steam engines. Meanwhile steam reigned supreme on freight services with locomotives from both the GCR and the Metropolitan being seen.

IMPROVED SERVICE

Under this new arrangement increases in traffic were matched by improvements to the railway with the result that the joint line became a prototype for what would later be better known as



Metropolitan Railway 'F' 0-6-2T rumbles downgrade from Chorleywood with a permanent way train in 1930. *Frank Hebron/Rail Archive Stephenson.*



rapid transport commuter systems. Electric Multiple Units first made an appearance in 1905 and reached Harrow in 1908 while electric traction was extended to Rickmansworth in 1925.

All this and the building of the GC/GW line did not mean an end to conventional traffic as in 1932 the Metropolitan was carrying 4million tons of goods a year, with latterly a range of handsome 2-6-4Ts being employed on this work. The company also owned other classes, all of which were tank engines, with many being of the 4-4-4 wheel arrangement. As the Metropolitan was not included in the 1923 grouping, the use of these engines continued until 1948, although goods traffic north of Rickmansworth was handed over to the London and North Eastern Railway (LNER) in 1937. Both the LNER and the Metropolitan were nationalised in 1948, bringing both as well as the joint railway under state control.

As is well known, the Great Central route was always regarded as something of an embarrassment to British Railways and it was steadily downgraded with freight and then express passenger trains being diverted off it before total closure during the Beeching era. The same fate nearly befell Marylebone station which was in 1958 only serving five through trains to Manchester a day, along with 53 suburban services which

Metropolitan 'H' 4-4-4T 103 waits to leave Verney Junction with a train for Baker Street in 1935. These elegant 4-4-4Ts remained in service with the 'Met' until 1948 when the line was nationalised with British Railways. [Bernard Wicher/Rail Archive Stephenson.](#)



for much of their route paralleled the tracks of what had become London Underground. Trains ceased to run north of Aylesbury in 1966 but agitation by passengers and other groups who did not want to trade in their main line train for an underground service saw the station reprieved. Nowadays it is used by Chiltern Trains for its successful Aylesbury and Birmingham services, many of which use the route of the Metropolitan line as far as Aylesbury. Trains still run north of Quainton Road on the route of

the Great Central but this only serves the Calvert waste tip a short distance away.

With its interesting mix of steam and electric suburban passenger trains in their striking maroon livery and the express passenger and lengthy goods workings from the Great Central in its heyday this section of railway would have been one of the most interesting in the country. The fact that its construction and subsequent use saw so much intrigue and so many disputes only makes the line more interesting. [Hornby](#)

STAFF PROJECTS

BALLAST

spreading

Filming for the annual *Hornby Magazine* DVD provided the opportunity to continue the first steps of scenic work on Topley Dale's extension.

MIKE WILD explains how a new tool has speeded up the ballasting process.

Ballasting around points and crossings still had to be done by hand. The ballast spreader is only designed to work on plain track.



Topley Dale continues to develop at a steady pace. The most recent work has seen the main lines at the front ballasted. Here a Hornby '2P' 4-4-0 rounds the curve with a stopping train while a 'WD' 2-8-0 waits for a clear road with empty coal wagons.

The *Hornby Magazine* team is always busy behind the scenes. This is what they've been up to.



MIKE WILD

As well as the magazine projects Mike has embarked on a garden layout in his spare time too. The recent good weather has seen plenty of trackbed built.



MARK CHIVERS

Modelling time has been limited this month, but Mark still managed a photographic trip along the former Weymouth Quay tramway while on holiday.

I MUST be one of the rare ones as I quite enjoy ballasting. Yes, it's time consuming, but the end result is always rewarding when it comes together. Many layouts of practice mean it is water off a duck's back these days and I've always favoured applying ballast by hand as a means of keeping everything neat and tidy. In fact, the only tool I use under normal circumstances prior to glue application is a paintbrush.

Recently we were in the *Hornby Magazine* workshop putting together a brand-new guide to ballasting for the annual DVD which will be issued with the January issue. The subject choice meant we could get more work done on the layout at the same time, though I never anticipated getting as much done as we did that day. Instinct from previous days of filming meant that I had expected to complete maybe a couple of feet of ballast, but in fact we completed all of the main lines which involved around 10ft of ballast across five tracks.

PREPARATIONS

Before the shoot we had been in the workshop the night before making final preparations including adding DCC Concepts copper-clad sleepers at the baseboard joints and then weathering all the track with a base coat of Humbrol No. 29 from an aerosol can. This meant lots of masking, not least because I'd previously skipped a couple of steps by installing and wiring in a pair of Dapol LMS pattern semaphore signals before the weathering process.

So how did we get so much done during the filming day? The simple answer is the Proses Ballast Spreader (Cat No. PBS-HO-02). I've used a couple of devices like this before, but none have ever really been a match for the precision with which I could do it by hand. They have been quicker to lay the ballast, but I always seemed to end up with three times the amount of work to set it into place.

The Proses Ballast Spreader which Trevor Jones brought along for the filming was totally different. I was sceptical at first, but having done a couple of trial runs I was confident that this tool was going to save me time – and lots of it.

The Proses device is rail mounted and its height can be adjusted. A lever is provided on the side to

open and close the chute at the bottom meaning that you can start and finish cleanly without leaving a pile of ballast at the start or end of each section of track. Moreover, the actual spreading process took no more than about 10 seconds to do a 2-3ft length of track – and you have the option to haul it with a locomotive too.

GLUED TO TRADITION

After using the spreader we turned back to tradition by using a paintbrush to carefully manoeuvre

the ballast grains into the exact position we wanted them before fixing it all in place. As always, we sprayed the loose ballast with water from a water mister before applying diluted PVA glue in a 50:50 ratio with water (and a drop of detergent) onto the ballast with a syringe for accuracy.

By the end of the evening of the shoot all of the new ballast was glued down and ready to be left overnight to dry. The recent warm weather meant that it was set first thing the next morning so I was

in the workshop bright and early with the track rubber to clean the railheads and points ready for the first trains to run through.

It has been encouraging to get another small area of scenery brought up to standard – even though it needs weathering and there is a lot more to do around the railway – and it has set the tone for work to continue in this area. All being well, I would like to think that I could start laying out the landscape around this area of the layout during August so that we can bring you more step by step guides on the scenic aspects and detailing of the layout in the near future, but there are other projects coming up for workshop time too.

As they say, watch this space and, if you have been wondering which ballast spreader to use, our vote goes to the Proses rail mounted design. www.proses.co.uk

The Proses ballast spreader has a height adjuster at one end as well as a lever on the side to open the bottom of the ballast chute. Here we are loading it with our usual combination of fine and medium grade Woodland Scenics blended grey ballast.



With the hopper loaded and the chute open the Proses Ballast Spreader rolls along the track to provide a neat shoulder of ballast either side of the track as well as filling the centre of the sleepers. It still needed brushing into place afterwards, but the process was much quicker than usual.

THE DETAILS

Layout:	Topley Dale
Gauge:	'OO', 16.5mm
Scale:	4mm:1ft
Size:	16ft x 10ft
Track:	Peco code 75
Control:	Analogue and digital

SHOW GUIDE

Welcome to the *Hornby Magazine* Show Guide – your guide to the exhibitions that are taking place throughout the country every weekend. This listing is a guide to events planned by model railway clubs and societies, and is updated each issue. Entries marked in blue are new shows to the listing. We recommend checking the society website or using the contact details provided to check a show or event is on before travelling. All information is provided in good faith, and *Hornby Magazine* cannot be held responsible for any changes that may take place following publication.

AUGUST

11 BEXHILL MODEL RAILWAY CLUB EXHIBITION

Hosts: Bexhill Model Railway Club
Location: St Richard's Catholic College, Ashdown Road, Bexhill-on-Sea TN40 1SE
Times: 10am-5pm
Prices: Adults £5, children £2, family £12
Website: www.bexhillmrc.org.uk
Features: Layouts, trade support, refreshments and parking.

11 HEYWOOD MODEL RAILWAY GROUP OPEN DAY

Hosts: Heywood Model Railway Group
Location: Club Rooms, Unit 4, Park Works, River Street, Heywood, Lancashire OL10 4AB
Times: 10am-4pm
Prices: Free (donation to club appreciated)
Website: www.hmrg.co.uk
Features: Layouts, refreshments and parking.

11 SILVERFOX MODEL RAILWAY EXHIBITION

Hosts: Silverfox Model Railway Club
Location: Oakgrove School, Brickhill Street, Milton Keynes MK10 9JQ
Times: 10am-4pm
Prices: Adults £6, children £2
Website: www.silverfoxdcc.org
Contact: 01908 225249
Features: 35 layouts, trade support, outdoor train rides, refreshments, parking and disabled access.

11/12 PAIGNTON MODEL RAIL SHOW

Hosts: Wessex Association of Model Railway Clubs
Location: Torbay Leisure Centre, Penwil Way, Clennon Valley, Paignton, Devon TQ4 5JR
Times: Sat 10am-5pm, Sun 10am-4pm
Prices: Adults £6, children free
Contact: 01225 774440
Features: 20 layouts, trade support, live steam outdoor rides, refreshments and parking.

11/12 RAILWELLS 2018/SCALEFOUR SOUTHWEST

Hosts: Wells Railway Fraternity
Location: Town Hall, Market Place, Wells, Somerset BA5 2RB
Times: Sat 10.30am-5.30pm, Sun 10am-4.30pm
Prices: Adults £6, children 14+ £4, accompanied children under 14 free
Website: www.railwells.com
Contact: 01749 938362
Features: Layouts, trade support, demos, displays, refreshments, parking and disabled access.

11/12 SKIPTON MODEL RAILWAY EXHIBITION

Hosts: Skipton and District Railway Society
Location: Skipton Academy, Gargrave Road, Skipton, North Yorkshire BD23 1UQ
Times: Sat 10am-5pm, Sun 10am-4pm
Prices: Adults £5, accompanied children free
Website: www.skiptonrailsoc.org.uk
Contact: 07714 579015
Features: Layouts, trade support, demonstrations, refreshments, parking and disabled access.

11/12 ST ANDREWS MODEL RAILWAY EXHIBITION

Hosts: East Neuk Model Railway Club
Location: St Andrews Town Hall, Queens Gardens, St Andrews, Fife, KY16 9TA
Times: Sat 10am-5.30pm, Sun 10.30am-5pm
Prices: Adults £4, children £2.50
Website: www.eastneukmrc.co.uk
Features: 11 layouts and trade support.

15 TAUNTON MODEL RAILWAY GROUP - OPEN DAY

Hosts: Taunton Model Railway Group
Location: Platform One, Bishops Lydeard Station, West Somerset Railway TA4 3BX

Times: 10.30am-4.30pm
Prices: Adults £1.50, children 50p
Website: www.ukmodelsshops.co.uk/tmrg/
Contact: 07879 852736
Features: Layouts on display and refreshments.

18 ASTOLAT MODEL RAILWAY CIRCLE OPEN DAY

Hosts: Astolat Model Railway Circle
Location: National Trust, Dapdune Wharf, Wharf Road, Guildford GU1 4RR
Times: 11am-5pm
Prices: National Trust members free, adults £3.95, children £2.30, family £11.50
Website: www.astolatmrc.co.uk
Contact: 01483 722098
Features: Club and members' layouts, test track and parking.

18 BISHOP'S STORTFORD MODEL RAILWAY EXHIBITION

Hosts: Bishop's Stortford Railway Society
Location: Sports Hall, Birchwood High School, Parsonage Lane, Bishop's Stortford CM23 5BD
Times: 10.30am-4.30pm
Prices: Adults £5, children £2, family £10
Website: bsrs.webplus.net
Contact: 01279 503511
Features: 20 layouts, trade support, societies, refreshments, parking and disabled access.

18 CRAVEN ARMS MODEL RAILWAY EXHIBITION

Hosts: Craven Arms and District Model Railway Club
Location: Ludlow Racecourse, Bromfield, Ludlow, Shropshire SY8 2BT
Times: 10am-4pm
Prices: Adults £3, children £2
Contact: 01588 672145
Features: 12 layouts, trade support, displays, refreshments, parking and disabled access.

18 NORTHAMPTON MODEL RAILWAY EXHIBITION

Hosts: Northampton and District Model Railway Club
Location: Cogenhoe Village Hall, York Avenue, Cogenhoe, Northampton NN7 1NB
Times: 10am-4.30pm
Prices: Adults £3, children £2, family (2+2) £8
Website: www.ndmrc.org
Contact: 01604 890275
Features: Layouts, trade support, societies, refreshments, parking and disabled access.

18/19 CRICH MODEL TRAM, BUS AND RAILWAY EXHIBITION

Hosts: National Tramway Museum
Location: National Tramway Museum, Crich Tramway Village, Crich, Derbyshire DE4 5DP
Times: Sat 10am-5pm, Sun 10am-5pm
Prices: Adults £17, concessions £13, children £10, family (2+3) £40
Website: www.tramway.co.uk
Features: Eight layouts, trade support, displays, museum exhibits, tram rides, refreshments, parking and disabled access.

18/19 ISLE OF PURBECK MODEL RAILWAY SHOW

Hosts: Dakota Dibben
Location: Harmans Cross Village Hall, Haycrafts Lane, Harmans Cross, Swanage, Dorset BH19 3EB
Times: Sat 10am-4.30pm, Sun 10am-4.30pm
Prices: Adults £5, children £2, family £12
Contact: info@dakotadibben.co.uk
Features: Layouts and trade support.

18/19 PICKERING MODEL RAILWAY EXHIBITION

Hosts: Scarborough and District Railway Modellers
Location: Memorial Hall, Potter Lane, Pickering YO18 8AA
Times: Sat 10am-5pm, Sun 10am-4pm
Prices: Adults £5, concessions £4.50, children free
Website: www.sdrmw.co.uk
Contact: 07710 451409
Features: 12 layouts, trade support, demonstrations, refreshments and disabled access.

19 BUDE MODEL RAILWAY EXHIBITION

Hosts: North Cornwall and Devon Model Railway Club
Location: The Parkhouse Centre, Bude, Cornwall, EX23 8LD
Times: 10am-4pm
Prices: Adults £3, children £1, accompanied children free
Contact: 01566 772667
Features: 20 layouts, trade support, test track and refreshments.

22 TAUNTON MODEL RAILWAY GROUP - OPEN DAY

Hosts: Taunton Model Railway Group
Location: Platform One, Bishops Lydeard Station, West Somerset Railway TA4 3BX
Times: 10.30am-4.30pm
Prices: Adults £1.50, children 50p
Website: www.ukmodelsshops.co.uk/tmrg/
Contact: 07879 852736
Features: Layouts on display and refreshments.

25 BOURNVILLE MODEL RAILWAY EXHIBITION

Hosts: Bournville Model Railway Club
Location: The Hollymoor Centre, Manor Park Grove, Northfield, Birmingham B31 5EB
Times: 10am-4.30pm
Prices: Adults £4.50, concessions £3.50, children £1, family £9
Website: www.bournvillmrc.co.uk
Features: Layouts, trade support, demonstrations and refreshments.

25 CHILTERN MODEL RAILWAY ASSOCIATION MODELLERS' WORKSHOP SOUTH WEST

Hosts: Chiltern Model Railway Association (CMRA)
Location: Horfield Methodist Church, Gloucester Road, Horfield, Bristol BS7 8SN
Times: 10am-4pm
Prices: CMRA members £8, non-members £10 (in advance)
Website: www.cmra.org.uk
Features: Hands-on workshops, presentations, trade demonstrations and refreshments.

25 HILLINGDON RAILWAY MODELLERS TEST TRACK OPEN DAY

Hosts: Hillingdon Railway Modellers
Location: Yiewsley Baptist Church Hall (side entrance), Colham Avenue, Yiewsley, Hillingdon, London UB7 8HF
Times: 10am-4pm
Prices: £4
Website: www.hillingdonrailwaymodellers.co.uk
Contact: 020 8368 4090
Features: Three club test tracks in 'O', 'OO' and 'N' available, DC and DCC, meet club members and refreshments.

25/26 BORDER RAIL 2018

Hosts: Hawick and District Railway Society
Location: The Auld Baths, Bath Street, Hawick, TD9 7DP
Times: Sat 10am-5pm, Sun 10am-4pm
Prices: Adults £4, concessions £3, children £2
Contact: 01450 375787
Features: Ten layouts, trade support, demonstrations, societies and refreshments.

25/26 CORRIS RAILWAY SOCIETY MODEL RAILWAY EXHIBITION

Hosts: The Corris Railway Society
Location: The Plas, Machynlleth, Powys SY20 8DW
Times: Sat 10am-4pm, Sun 10am-4pm
Prices: Adults £4, concessions £3.50, children £2, family (2+2) £10
Website: www.corris.co.uk
Contact: 01745 337821
Features: Layouts, trade support, railwayana, refreshments and parking.

25/26 SEDGEMOOR RAIL

Hosts: Burnham and District Model Railway Club
Location: King Alfred School, Burnham Road, Highbridge, Somerset TA9 3EE
Times: Sat 10am-4pm, Sun 10am-4pm

Prices: Adults £4, children under 13 free
Contact: 01934 645386
Features: Layouts and trade support.

26 AIRE VALLEY RAILWAY MODELLERS CLUB OPEN DAY
Hosts: Aire Valley Railway Modellers Club
Location: Melbourne House, Dalton Lane, Keighley, West Yorkshire BD21 4LG
Times: 10am-4pm
Prices: Free
Website: www.avrmc.org.uk
Features: 12 layouts, trade support and refreshments.

26 HODDESDON MRC MODELLING EXTRAVAGANZA
Hosts: Hoddesdon Model Railway Club
Location: Club Site, The Old Mill, Broxbourne, Hertfordshire EN10 7AX
Times: 10am-4pm
Prices: Adults £2, children £1
Website: www.hoddesdonmrc.org.uk
Contact: 01707 898420
Features: Layouts, radio-controlled boats and lorries, fairground models, trade support, refreshments and parking.

27 HARROGATE MODEL RAILWAY EXHIBITION
Hosts: Harrogate Model Railway Club
Location: Bilton Grange United Reform Church, Skipton Road, Harrogate HG1 4LF
Times: 10am-4pm
Prices: Adults £4, children £1, family £8
Contact: 07708 305399
Features: Layouts and trade support.

29 TAUNTON MODEL RAILWAY GROUP - OPEN DAY
Hosts: Taunton Model Railway Group
Location: Platform One, Bishops Lydeard Station, West Somerset Railway TA4 3BX
Times: 10.30am-4.30pm
Prices: Adults £1.50, children 50p
Website: www.ukmodelshops.co.uk/tmrg/
Contact: 07879 852736
Features: Layouts on display and refreshments.

SEPTEMBER

1 BURGESS HILL MODEL RAILWAY CLUB EXHIBITION
Hosts: Burgess Hill Model Railway Club
Location: Burgess Hill Girls, Keymer Road, Burgess Hill, West Sussex RH15 0EG
Times: 10am-5pm
Prices: Adults £5, children £3, family (2+2) £13
Website: www.burgesshillmrc.org.uk
Features: Layouts, trade support, societies, parking and disabled access.

1 MORLEY MODEL RAILWAY SHOW
Hosts: Millenium Models
Location: St Mary's Church Hall, Commercial Street, Morley, Leeds LS27 8HY
Times: 10am-4pm
Prices: Adults £3, concessions £2, accompanied children free
Contact: 0113 2189286
Features: Five layouts, trade support, demonstrations, refreshments and parking.

1 NORFOLK AND SUFFOLK NARROW GAUGE MODELLERS OPEN DAY
Hosts: Norfolk and Suffolk Narrow Gauge Modellers
Location: Blyburgate Hall, Blyburgate, Beccles, Suffolk NR34 9TF
Times: 10am-4pm
Prices: Adults £3, accompanied children free
Website: www.nsgm.org.uk
Features: Layouts, trade support, societies, demos, refreshments and disabled access.

1 OLNEY MODEL RAILWAY CLUB EXHIBITION
Hosts: Olney Model Railway Club
Location: Carlton House Club, High Street, Olney, Buckinghamshire MK46 4BB
Times: 10.30am-4.30pm
Prices: Adults £3, accompanied children free
Website: www.olneymrc.org.uk
Features: Layouts, trade support, societies, refreshments and parking.

1/2 ANDOVER MODELEX 2018
Hosts: Andover Model Railway Club
Location: John Hanson School, Floral Way, Andover, Hampshire SP10 3PB
Times: Sat 10am-5pm, Sun 10am-5pm

Prices: Adults £5, children £1
Website: www.andovermodelrailwayclub.co.uk
Contact: 07590 429643
Features: 20 layouts, trade support, demonstrations, refreshments, parking and disabled access.

1/2 DARLINGTON MODEL RAILWAY CLUB EXHIBITION
Hosts: Darlington Model Railway Club
Location: Darlington Railway Museum, North Road Station, Darlington DL3 6ST
Times: Sat 10am-4pm, Sun 10am-4pm
Prices: Adults £6, concessions £5.50, children £3, family £15
Contact: 01748 818234
Features: Layouts, trade support, societies and refreshments. A1 Steam Locomotive Trust also open to visitors on the Saturday.

1/2 GAUGEMASTER MODEL RAILWAY OPEN WEEKEND
Hosts: Gaugemaster
Location: Gaugemaster House, Ford Road, Arundel, West Sussex BN18 0BN
Times: Sat 9am-5.30pm, Sun 10am-4pm
Prices: Free
Website: www.gaugemaster.com
Features: 20 layouts, displays, societies, outdoor rides, refreshments and parking.

1/2 GUILDEX 2018
Hosts: Gauge O Guild
Location: International Centre, St. Quentin Gate, Telford, Shropshire TF3 4JH
Times: Sat 10am-5pm, Sun 10am-4pm
Prices: Adults £15, members £10 (ticket valid both days)
Website: www.gauge0guild.com
Features: Layouts, trade support, displays and demos.

1/2 LLANFAIR GARDEN RAILWAY SHOW
Host: Steve Currin
Location: Llanfair Caereinion Leisure Centre, Llanfair Caereinion, Welshpool SY21 0HW
Times: Sat 10am-4.30pm, Sun 10am-4pm
Prices: Adults £7, accompanied children free
Contact: 07796 863249
Features: Layouts, trade support, refreshments and parking. Free bus between venue and Welshpool and Llanfair Railway gala.

1/2 MEDWAY MODEL RAILWAY SHOW
Hosts: Medway Model Show Group
Location: Fort Pitt Grammar School, Fort Pitt Hill, Chatham, Kent ME4 6TJ
Times: Sat 10am-5pm, Sun 10am-4pm
Prices: Adults £5, children £2, family (2+2) £12
Contact: 07821 254232
Features: Layouts, trade support, refreshments & parking.

1/2 STAPLEHURST MODEL RAILWAY SHOW
Hosts: All Saints' Church
Location: Staplehurst Parish Room, High Street, Staplehurst, Tonbridge, Kent TN12 0AZ
Times: Sat 10am-5pm, Sun 10am-4pm
Prices: Adults £2, children £1
Contact: 01580 891390
Features: Layouts and refreshments.

1/2 TAUNTON MODEL RAILWAY GROUP - OPEN DAYS
Hosts: Taunton Model Railway Group
Location: Platform One, Bishops Lydeard Station, West Somerset Railway TA4 3BX
Times: Sat 10.30am-4.30pm, Sun 10.30am-4pm
Prices: Adults £1.50, children 50p
Website: www.ukmodelshops.co.uk/tmrg/
Contact: 07879 852736
Features: Layouts on display and refreshments.

2 BRESSINGHAM MODEL RAILWAY SHOW
Hosts: Bressingham Steam Museum
Location: Bressingham Steam Museum, Low Road, Bressingham, Diss, Norfolk IP22 2AA
Times: 10.30am-5pm
Prices: Adults £6.50
Website: www.bressingham.co.uk
Features: Layouts, trade support, museum, refreshments, parking and disabled access.

2 RUSPER MODEL RAILWAY CLUB RUNNING DAY
Hosts: Rusperry Model Railway Club
Location: Pickhurst, Bromley, Kent - contact club for directions
Times: 11am-3pm
Prices: Initial visit free
Website: www.ruspermrc.co.uk

Features: Large outdoor model railway running through six garden sheds, with ten stations and various engine sheds, goods yards and carriage sidings.

8 CUMBERNAULD MODEL RAILWAY GROUP OPEN DAY
Hosts: Cumbernauld Model Railway Group
Location: The Link Community Education Centre, Bron Way, Carbrain, Cumbernauld, Lanarkshire G67 1EW
Times: 10am-4pm
Prices: Adults £1, accompanied children free
Website: www.cumbernauldmrg.org.uk
Contact: 01236 612099
Features: Layouts, trade support and refreshments.

8 HEYWOOD MODEL RAILWAY GROUP OPEN DAY
Hosts: Heywood Model Railway Group
Location: Club Rooms, Unit 4, Park Works, River Street, Heywood, Lancashire OL10 4AB
Times: 10am-4pm
Prices: Free (donation to club appreciated)
Website: www.hmrg.co.uk
Features: Layouts, refreshments and parking.

8 ROMILEY MODEL RAILWAY EXHIBITION
Hosts: Romiley Methodist Railway Modellers
Location: Romiley Methodist Church, Stockport Road, Romiley, Stockport, Cheshire SK6 3AH
Times: 10.30am-4.30pm
Prices: By donation
Website: www.mrm.urwick.co.uk
Features: Layouts, trade support, refreshments and disabled access.

8/9 EXPO EM AUTUMN 2018
Hosts: EM Gauge Society
Location: Partington Sports Village, Chapel Lane, Partington, Manchester M31 4ES
Times: Sat 10.30am-5.30pm, Sun 10.30am-4.30pm
Prices: EMGS Members £7, Non-members £8 (ticket valid both days)
Website: www.emgs.org
Features: 11 layouts, trade support, demos, societies, refreshments, parking and disabled access. Free vintage bus operating on the Saturday between venue and Urmston railway station.

8/9 FAVERSHAM MODEL RAILWAY CLUB EXHIBITION
Hosts: Faversham Model Railway Club
Location: The Abbey School, London Road, Faversham, Kent ME13 8RZ
Times: Sat 10am-4.30pm, Sun 10am-4pm
Prices: Adults £5, children £3
Website: www.favershammrc.org.uk
Features: 18 layouts, trade support, societies, refreshments and parking.

8/9 INTERNATIONAL 'N' GAUGE SHOW
Hosts: Meridienne Exhibitions
Location: Warwickshire Exhibition Centre, The Fosse, Fosse Way, Leamington Spa CV31 1XN
Times: Sat 10am-5pm, Sun 10am-4pm
Prices: Adults £10.50 (£10), concessions £9.50 (£9), children £5 (£4.50) - advance ticket prices in brackets
Website: www.ngaugeshow.co.uk
Features: 30 'N' gauge layouts, trade support, societies, displays, refreshments and parking.

8/9 RAILWAY ENTHUSIASTS' CLUB MODEL RAILWAY EXHIBITION
Hosts: Railway Enthusiasts' Club
Location: Woking Leisure Centre, Woking Park, Kingfield Road, Woking, Surrey GU22 9BA
Times: Sat 10.30am-5.30pm, Sun 10am-5pm
Prices: Adults £8, children £3 (one accompanied child free with each adult)
Website: www.recexhibition.org.uk
Contact: 01252 542574
Features: Layouts, trade support, demonstrations, societies, refreshments, parking and disabled access.

8/9 SWINDON RAILWAY FESTIVAL
Hosts: STEAM - Museum of the Great Western Railway
Location: STEAM, Firefly Avenue, Swindon, Wiltshire SN2 2EY
Times: Sat 10am-5pm, Sun 10am-5pm
Prices: Adults £12.50, concessions £9.50, children £8.50, family (2+1) £29.50, family (2+2) £34
Website: www.steam-museum.org.uk
Features: 27 layouts, trade support, demonstrations, displays, societies, refreshments and disabled access.

15 BASINGSTOKE AND NORTH HAMPSHIRE MODEL RAILWAY SOCIETY OPEN DAY

Hosts: Basingstoke and North Hampshire Model Railway Society
Location: The Old Scout Hut, Stratton Park, Off Pack Lane, Basingstoke, Hampshire RG22 5HN
Times: 10am-3.30pm
Prices: Free
Website: www.basingstokemrs.org
Features: Club layouts, trade support, refreshments, parking and disabled access.

15 CULM VALLEY MODEL RAILWAY CLUB EXHIBITION

Host: Culm Valley Model Railway Club
Location: Willand Village Hall, Cullompton, Devon EX15 2PL
Times: 10am-4.30pm
Prices: Adults £4, children £1.50
Website: www.cvmrc.co.uk
Contact: 01884 840369
Features: 15 layouts, trade support, refreshments, parking and disabled access.

15 KETTERING AND DISTRICT MODEL RAILWAY SOCIETY EXHIBITION

Hosts: Kettering and District Model Railway Society
Location: Greenfields Primary School, Highfields Road, Kettering NN15 6HY
Times: 10am-4pm
Prices: Adults £4, concessions £3, family (2+2) £10
Website: www.kdmrs.org.uk
Contact: 07880 033612
Features: 19 layouts, trade support, refreshments and parking.

15 LICHFIELD MODEL RAILWAY EXHIBITION

Hosts: Trent Valley Model Railway Society
Location: The Life Church, Netherstowe, Lichfield WS13 6TS
Times: 10am-4.30pm
Prices: Adults £4, children £3, family (2+2) £11
Website: www.tvrms.co.uk
Contact: 0121 329 2487
Features: 16 layouts, trade support, refreshments, parking and disabled access.

15 MID ESSEX MODEL RAILWAY EXHIBITION

Host: Mid Essex Model Railway Club
Location: Shenfield High School, Oliver Road, Shenfield, Essex CM15 8PX
Times: 10am-5pm
Prices: Adults £6, children £4
Website: www.midessexmrc.org
Contact: 01277 216098
Features: Layouts, trade support, demonstrations, societies, refreshments, parking and disabled access. Free classic bus service between venue and Shenfield railway station.

15/16 AYR MODEL RAILWAY EXHIBITION

Hosts: Ayr Model Railway Group
Location: Citadel Leisure Centre, South Harbour Street, Ayr KA7 1JB
Times: Sat 10am-5pm, Sun 10am-4pm
Prices: Adults £6, children £4, family (2+2) £12
Website: www.ayrmrg.co.uk
Features: Layouts, trade support, displays, societies, refreshments, parking and disabled access.

15/16 BLACKPOOL AND NORTH FYLDE MODEL RAILWAY CLUB EXHIBITION

Hosts: Blackpool and North Fylde Model Railway Club
Location: Cardinal Allen High School, Melbourne Avenue, Fleetwood, Lancashire FY7 8AY
Times: Sat 10am-5pm, Sun 10am-4pm
Prices: Adults £6, concessions £5, children £2.50, family (2+2) £14
Website: www.blackpoolandnorthfyledmrc.co.uk
Features: 20 layouts, trade support, refreshments, parking and disabled access.

15/16 LUMSDALE MODEL CLUB OPEN WEEKEND

Hosts: Lumsdale Model Club
Location: George Centre, North Parade, Matlock Bath, Derbyshire DE4 3NS
Times: Sat 1pm-5pm, Sun 1pm-5pm
Prices: By donation
Contact: 07733 386194
Features: Layouts and club members.

15/16 REDDITCH MODEL RAILWAY EXHIBITION

Hosts: Redditch Model Railway Club
Location: Trinity High School, Grove St, Redditch B98 8HB
Times: Sat 10am-5pm, Sun 10am-4.30pm
Prices: Adults £5.50, concessions £5, children £2, family (2+2) £14
Website: www.redditch-mrc.com

Contact: 01527 540289
Features: 15 layouts, trade support, refreshments, parking and disabled access.

15/16 SHIPLEY MODEL RAILWAY SOCIETY 40TH ANNIVERSARY EXHIBITION

Hosts: Shipley Model Railway Society
Location: Baildon Recreation Centre, Shipley, West Yorkshire BD17 5JH
Times: Sat 10am-5pm, Sun 10am-4pm
Prices: Adults £7, accompanied children free (max. 3), unaccompanied children £3
Website: www.shipleymrs.org.uk
Contact: 01274 593031
Features: 17 layouts, trade support, refreshments and parking.

16 MODELLERS OPEN DAY

Hosts: The Junction 72A MRC/Exeter and District Model Engineering Society
Location: St. Katherine's Priory, St. Katherine's Road, Exeter EX4 7JY
Times: 11am-4pm
Prices: Free
Contact: 07989 178741
Features: Layouts, outdoor rides (weather permitting), refreshments and parking.

22 BURY ST EDMUNDS MODEL RAILWAY EXHIBITION

Hosts: Bury St Edmunds Model Railway Club
Location: Thurston Sixth, Beyton Campus, Drinkstone Road, Beyton, Bury St Edmunds, Suffolk IP30 9AQ
Times: 10am-4pm
Prices: Adults £5, concessions £4, accompanied children under 14 free
Website: www.burstedmundsmrc.com
Features: 22 layouts, trade support, refreshments and parking.

22 CLEVELAND MODEL RAILWAY CLUB AUTUMN OPEN DAY

Hosts: Cleveland Model Railway Club
Location: Unit 2, The B-Hive, Skelton Industrial Estate, Skelton, Cleveland TS12 2LQ
Times: 10am-4pm
Prices: Adults £1, children 50p
Website: www.cmrc.club
Features: Eight layouts, demonstrations, displays, chat with club members, refreshments, parking and disabled access.

22 ERNE MODEL RAILWAY CLUB EXHIBITION

Hosts: Erne Model Railway Club
Location: Cathedral Hall, Halls Lane, Enniskillen, Co. Fermanagh BT74 7DR
Times: 10am-5pm
Prices: Adults £4, concessions £3, children £3, family (2+2) £10
Contact: 028 66322163
Features: Layouts and trade support.

22 WEST SUSSEX N GAUGE SOCIETY AUTUMN OPEN DAY

Hosts: West Sussex Area Group of the N Gauge Society
Location: Sompington Village Hall, West Street, Sompington, West Sussex BN15 0BE
Times: 10am-4pm
Prices: Adults £1, children 50p
Website: www.wsng.co.uk
Contact: 01403 266689
Features: Club layouts, demonstrations, refreshments, parking and disabled access

22/23 HALIFAX MODEL RAILWAY CLUB EXHIBITION

Hosts: Halifax Model Railway Club
Location: North Bridge Leisure Centre, North Bridge, Halifax HX3 6TE
Times: Sat 10am-5pm, Sun 10am-4.30pm
Prices: Adults £6.50, accompanied children free, unaccompanied children £3
Website: www.halifaxmrc.co.uk
Contact: 01706 813833
Features: 15 layouts, trade support, parking and disabled access.

22/23 LEIGH MODEL RAILWAY SOCIETY EXHIBITION

Hosts: Leigh Model Railway Society
Location: St Joseph's Hall, Chapel Street, Leigh, Greater Manchester WN7 2DA
Times: Sat 10am-5pm, Sun 10am-5pm
Prices: Adults £5, accompanied children under 15 free
Website: www.leighmodelrailwaysociety.wordpress.com
Contact: 01942 895030

GET MORE ONLINE!
 FOR MORE SHOWS AND THE VERY LATEST LISTINGS VISIT
WWW.HORNBYSMAGAZINE.COM
 FOR OUR ONLINE SHOW GUIDE

Features: Ten layouts, trade support, refreshments, parking and disabled access.

28-30 TAUNTON MODEL RAILWAY GROUP - OPEN DAYS

Hosts: Taunton Model Railway Group
Location: Platform One, Bishops Lydeard Station, West Somerset Railway TA4 3BX
Times: Fri 10.30am-4.30pm, Sat 10.30am-4.30pm, Sun 10.30am-4pm
Prices: Adults £1.50, children 50p
Website: www.ukmodelshops.co.uk/tmrg/
Contact: 07879 852736
Features: Layouts on display and refreshments.

29 BRADFORD MODEL RAILWAY CLUB AUTUMN OPEN DAY

Hosts: Bradford Model Railway Club
Location: Sedbergh Centre, Huddersfield Road, Odsal, Bradford, West Yorkshire BD6 1DJ
Times: 10.30am-4.30pm
Prices: Adults £3, children £1
Website: www.bradfordmrc.org.uk
Contact: 07941 553307
Features: Club layouts, trade support, chat with club members, refreshments and disabled access.

29 ENFIELD WHITEWEBBS MODEL RAILWAY EXHIBITION

Hosts: Enfield Whitewebbs Railway Modellers
Location: Whitewebbs Museum of Transport, Whitewebbs Road, Enfield, Middlesex EN2 9HW
Times: 10.30am-4.30pm
Prices: Adults £5, children 11+ £3, family (2+2) £13
Contact: 07798 765859
Features: 15 layouts, trade support, demonstrations, refreshments, parking and disabled access.

29 SMALL AND DELIGHTFUL RAILWAY GROUP OPEN DAY AND EXHIBITION

Hosts: Small and Delightful Railway Group
Location: Meadow Hall, Ham Lane, Compton Dundon, Somerset TA11 6PQ
Times: 10.30am-4pm
Prices: Adults £5, children £1, family (2+2) £10
Features: 22 narrow gauge layouts, trade support, demonstrations and refreshments.

29 WALTON-ON-THAMES MODEL RAILWAY EXHIBITION

Hosts: Gellert Kiss
Location: All Saints Church Hall, Queens Road, Walton-on-Thames, Surrey KT12 5LU
Times: 10am-5pm
Prices: Adults £5, concessions £4, children £3, family (2+2) £12
Website: www.waltonmodelrailwayexhibition.co.uk
Contact: 07763 438150
Features: Layouts, trade support, demonstrations, refreshments, parking and disabled access.

29/30 BOSTON MODEL RAILWAY SOCIETY EXHIBITION


Hosts: Boston Model Railway Society
Location: Stickney Village Hall, Hall Lane, Stickney, Boston, Lincolnshire PE22 8BG
Times: Sat 10am-5pm, Sun 10am-4pm
Prices: Adults £3, children £1, family £7
Contact: 07958 137122
Features: Seven layouts, trade support, refreshments, parking and disabled access.

PLANNING AN EXHIBITION?

● Hornby Magazine's Show Guide is a free listing which allows you to promote a forthcoming model railway show. Contact Hornby Magazine by calling 01780 755131 or e-mail: hornbymagazine@keypublishing.com. Please ensure you include appropriate contact details for the public as we are unable to publish the listing without this.

**30+ LAYOUTS, DEMONSTRATIONS,
QUALITY TRADE AND MORE!**

**WE'RE
MOVING!**



THE

GREAT ELECTRIC.

TRAIN SHOW

JOIN US AT OUR NEW VENUE!

OCTOBER 13/14 2018

**ARENA MK, STADIUM WAY,
MILTON KEYNES, MK1 1ST**

Keep your eye on our website and future *Hornby Magazine* issues for
a full list of layouts, updates, demonstrators and exhibitors

VISIT: www.greatelectrictrainshow.com

CALL: 01780 480404

Brought to you by

KEY
EVENTS

HORNBY
magazine

**NEW FOR
2018
VIP TICKETS**
See website
for details



All New OO Class 66

Developed & Manufactured by Hatton's Model Railways

30+ versions available from a variety of freight companies, including:



Research Stage
Complete



CAD Work
Complete



Tooling
In Progress



Release
Due March 2019

Diecast Chassis • 21-Pin Digital • 5-Pole Motor • Fully Detailed Cab • Rotating Axleboxes
Multiple Lighting Options • Standard & Low Emission Body Styles • Etched Grilles



- H4-66-001 66005 in EWS livery
- H4-66-002 66079 in EWS livery "James Nightall G.C."
- H4-66-003 66125 in EWS livery
- H4-66-004 66207 in EWS livery
- H4-66-005 66088 in EWS livery with DB branding
- H4-66-006 66097 in DB Schenker livery
- H4-66-007 66118 in DB Schenker livery
- H4-66-008 66033 in Euro Cargo Rail livery with EWS branding
- H4-66-009 66218 in Euro Cargo Rail livery with DB branding
- H4-66-010 66404 in DRS compass livery
- H4-66-011 66433 in DRS compass livery
- H4-66-012 66301 in DRS plain livery "Kingmoor TMD"
- H4-66-013 66429 in DRS plain livery
- H4-66-014 66502 in Freightliner livery "Basford Hall Centenary 2001"



- H4-66-015 66513 in Freightliner livery
- H4-66-016 66593 in Freightliner livery "3MG Mersey Multimodal Gateway"
- H4-66-017 66621 in Freightliner livery

H4-66-018 66957 in Freightliner livery "Stephenson Locomotive Society 1909-2009"

H4-66-019 66418 in Freightliner Powerhaul livery "Patriot"

H4-66-020 66504 in Freightliner Powerhaul livery

H4-66-021 66528 in Freightliner Powerhaul livery "Madge Elliot MBE - Borders Railway Opening 2015"



H4-66-022 66704 in GBRf original livery

H4-66-023 66705 in GBRf original livery with Union Flag "Golden Jubilee"

H4-66-024 66727 in GBRf/First group livery "Andrew Scott CBE"

H4-66-025 66731 in GBRf/First group livery

H4-66-026 66740 in GBRf Europorte livery "Sarah"

H4-66-027 66756 in GBRf Europorte livery "Royal Corps of Signals"

H4-66-028 66762 in GBRf Europorte livery

H4-66-029 66847 in Colas Rail Freight livery

H4-66-030 66848 in Colas Rail Freight livery



H4-66-031 66789 in BR Large Logo blue "British Rail 1948-1997"

H4-66-031 66783 in Biffa red "The Flying Dustman"

Digital Ready: **£150**

Digital Fitted: **£165**

Sound Fitted: **£265**

See the full list of specifications and more at: www.hattons.co.uk/66

Forthcoming Releases from Hornby & Bachmann

All available to pre-order now at: www.hattons.co.uk

HORNBY® 2018 Range Announced - see the full range at www.hattons.co.uk/hornby2018

SR 'Lord Nelson' 4-6-0

Pre-order from £136. TTS-fitted £156
Due in Stock: October 2018



R3603TTS 30850 "Lord Nelson" in BR green with late crest - TTS sound fitted

R3634 851 "Sir Francis Drake" in Southern Railway olive green

R3635 30863 "Lord Rodney" in BR green with early emblem

Class W4 Peckett 0-4-0ST

Pre-order for £82
Due in Stock: August 2018 (R3615)
Dec 2018 to Feb 2019 for other variations



R3680 'Forest No.1' in Charity Colliery lined green
R3615 560 in Peckett works leaf green with builders lettering
R3640 882 "Niclauss" in Peckett works leaf green
R3679 74 in Port of London Authority lined blue

LNER 20-ton Toad Brake van

Pre-order for £19
Due in Stock: November 2018



R6833 LNER bauxite
R6833A LNER bauxite
R6834 BR livery (TBC)
R6834A BR livery (TBC)

Class 8P Streamlined Princess Coronation 4-6-2

Pre-order for £152
Due in Stock: October 2018



©Hugh Llewelyn

R3677 6229 "Duchess of Hamilton" in LMS crimson lake - as preserved

R3623 6221 "Queen Elizabeth" in LMS coronation blue

R3639 6244 "King George VI" in LMS maroon

Class 87

Pre-order from £144
Due in Stock: August 2018



R3582 87010 'King Arthur' in Intercity Swallow livery
R3580 87035 'Robert Burns' in BR Blue
R3656 87019 "Sir Winston Churchill" in Virgin Trains red and black

Class J36 0-6-0

Pre-order from £112. TTS-fitted £132
Due in Stock: December 2018



R3600TTS 673 "Maude" in North British Railway lined black - as preserved - TTS sound fitted

R3621 851 722 in LNER black

R3622 65311 "Haig" in BR black with early emblem



2018 Range Announced

see the full range at www.hattons.co.uk/bachmann2018

Class 90

Pre-order for £152.96
Due in Stock: March/April 2019



32-610 90005 "Financial Times" in Intercity Swallow livery

32-611 90037 in Railfreight Distribution sector triple grey

32-612 90042 in Freightliner Powerhaul livery

Ransomes & Rapier 45T Breakdown Crane

Pre-order for £212.46
Due in Stock: March/April 2019



© Andy York / RMweb

38-800 SR black

38-801 GWR black

38-802 BR Black with early emblem

38-803 BR gulf red

Class 117 3-Car DMU

Pre-order from £254.96
Due in Stock: July 2019



35-500 BR green with speed whiskers

35-501 BR blue and grey

35-502 Network SouthEast livery

OO9 Quarry Hunslet 0-4-0ST

Pre-order from £114 (Estimated)
Due in Stock: TBC



391-051 "Britomart" in Pen-yr-Orsedd Quarry blue

391-050 "Alice" in Dinworic Quarry red

391-052 "Nesta" in Penrhyn Quarry lined black

391-053 "Dorothea" in Dorothea Quarry lined green



2017/18

Announcements

Class C Wainwright 0-6-0

Pre-order for £127.46
Due in Stock: TBC



372-775 271 in SE&CR plain green

372-776 1294 in Southern Railway black

372-777 31227 in BR black with early emblem

Class 450 4-car EMU

Pre-order for £240 (Estimated)
Due in Stock: TBC



371-725 450073 in South West Trains livery

Pre-orders accepted
via credit or debit card only
Pre-order prices subject to manufacturer RRP.

Welcome to our project update feature, with the latest status of forthcoming releases from all major manufacturers. Use it to see the progress of projects you are interested in. The web address in the "link" column can be used to view products online, and to place your preorders.

0151 733 3655

17 Montague Road,
Widnes, WA8 8FZ

Phone opening times
Mon to Sat 7:30am-6pm
Sun 9am-5pm
Shop opening times
Mon to Sun 9am-5pm

	Link	Price	Date announced	CAD done	In Tooling	Seen 1st EP	Decorated samples	In production	On Board Ship	Released
Baldwin Class 10-12-D 4-6-0	hattons.co.uk/baldwin460	from £127.46	Jul 2014							
BR Mk1 Carflat	hattons.co.uk/BRCarflat	from £31.41	Jan 2017							
Class H1 & H2 Atlantic 4-4-2	hattons.co.uk/h2atlantic	from £161.46	Mar 2013							
Class 90	hattons.co.uk/c90	from £152.96	Jul 2014							
Class 117 DMU	hattons.co.uk/c117	£254.96	Sep 2015							

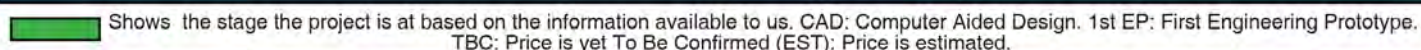
	Link	Price	Date announced	CAD done	In Tooling	Seen 1st EP	Decorated samples	In production	On Board Ship	Released
LSWR Class B4 0-4-0T	hattons.co.uk/b4	from £93.50	Apr 2014							
N Gauge Class 142	hattons.co.uk/c142	from £115.18	Jan 2011							
Class 59	hattons.co.uk/dapol59	from £124.43	Oct 2015							
GWR 'Large Prairie' 2-6-2T	hattons.co.uk/dapolprairie	from £115.56	Dec 2017							

	Link	Price	Date announced	CAD done	In Tooling	Seen 1st EP	Decorated samples	In production	On Board Ship	Released
SECR P Class 0-6-0T	hattons.co.uk/pclass	£99	Sep 2017							
Andrew Barclay 14" & 16" 0-4-0ST	hattons.co.uk/barclay	£99	Sep 2017							
Beilhack ZZA Snowplough	hattons.co.uk/beilhack	£43	Oct 2016							
O Gauge Class A3/A4	hattons.co.uk/recordbreakers	£750	Aug 2016							
Rail Head Treatment Train (RHTT)	hattons.co.uk/RHTT	from £118	Nov 2017							
FEA Intermodal Wagons	hattons.co.uk/FEA	from £32	Nov 2017							
Class 66	hattons.co.uk/66	from £150	May 2018							

	Link	Price	Date announced	CAD done	In Tooling	Seen 1st EP	Decorated samples	In production	On Board Ship	Released
Class 47xx 'Night Owl' 2-8-0	hattons.co.uk/47xx	£154	Nov 2014							
Class 07 Shunter	hattons.co.uk/cl07	£111	Jan 2016							
O Gauge Class 50 (Refurbished)	hattons.co.uk/hel50	£560	Apr 2017							
O Gauge Class 37/4	hattons.co.uk/hel374	£560	Nov 2017							

	Link	Price	Date announced	CAD done	In Tooling	Seen 1st EP	Decorated samples	In production	On Board Ship	Released
Hitiachi IEP Class 800	hattons.co.uk/IEP800	from £239	Nov 2016							
Class 87	hattons.co.uk/hornby87	from £144	Nov 2016							
SR 'Lord Nelson' 4-6-0	hattons.co.uk/lordnelson	from £136	Jan 2018							
NBR Class J36 0-6-0	hattons.co.uk/J36	from £112	Jan 2018							

	Link	Price	Date announced	CAD done	In Tooling	Seen 1st EP	Decorated samples	In production	On Board Ship	Released
GER/LNER Class N7 0-6-2T	hattons.co.uk/oxN7	from £87	Jan 2017							
5 Plank Open Wagon	hattons.co.uk/ox5p	£10	Jan 2016							
BL 18" Howitzer Railgun	hattons.co.uk/railgun	from £42.50	Jan 2018							

 Shows the stage the project is at based on the information available to us. CAD: Computer Aided Design. 1st EP: First Engineering Prototype. TBC: Price is yet To Be Confirmed (EST): Price is estimated.

You can view extended lists, preorder & comment on all of these projects at

www.hattons.co.uk/projectupdates

Information correct at the time of going to press on 19/07/18.

17 Montague Road, Widnes, WA8 8FZ
T: 0151 733 3655 E: info@hattons.co.uk



OO Gauge (1:76 Scale)

Steam locos

H4-AB14-004 Andrew Barclay 0-4-0ST 14" 1863 in Caledonian Railway lined blue (Hat).....£99
H4-AB14-007 Andrew Barclay 0-4-0ST 14" 1927 'No.1' in Bunbury Corporation Gas Department blue (Hat).....£99

H4-AB14-001 Andrew Barclay 0-4-0ST 14" 2047 '705' in BR black early crest (Hat).....£99

H4-AB14-002 Andrew Barclay 0-4-0ST 14" 2047 '705' in GWR green shirtbutton roundel (Hat).....£99

H4-AB14-008 Andrew Barclay 0-4-0ST 14" 2134 'No.3' in Fina lined blue (Hat).....£99

H4-AB14-003 Andrew Barclay 0-4-0ST 14" 2134 "Coronation" in lined green (Hat).....£99

H4-AB16-004 Andrew Barclay 0-4-0ST 16" 1964 in CPC UK blue (Hat).....£99

H4-AB16-002 Andrew Barclay 0-4-0ST 16" 2043 'No 6' in NCB green (Hat).....£99

H4-AB16-003 Andrew Barclay 0-4-0ST 16" 2226 "Katie" in lined maroon (Hat).....£99

H4-AB16-001 Andrew Barclay 0-4-0ST 16" 2244 'No.10' in NCB lined black (Hat).....£99

J9407 Austen 0-6-0ST No 4 in NCB Backworth Colliery lined black - Ltd Ed of 200 (DJ).....£99
R3525 Battle of Britain Class (Air Smoothed) 4-6-2 S21C159 "Sir Archibald Sinclair" in British Railways malachite green (Hor).....£139.50
1302 Class 1361 0-6-0ST 1364 in GWR green (Hol).....£124

H1415 Class 14xx 0-4-2T 1432 in BR Lined green late crest - Heavily weathered (DJ).....£99

H1413 Class 14xx 0-4-2T 1444 in BR Lined green early emblem (DJ).....£99
31-433 Class 1F 'Halt-Cab' 0-6-0T 1739 in LMS black (Bac).....£84.96

32-304A Class 2251 0-6-0 Collett Goods 2251 in GWR green Churchward tender (Bac).....£97.71

31-440 Class 2MT Ivatt 2-6-2T 41243 in BR lined black early emblem (Bac).....£110.46

31-127 Class 30xx 2-8-0 ROD 3023 in BR black early emblem (Bac) (RRP £129.95).....£99

31-128 Class 30xx 2-8-0 ROD 3036 in BR black early emblem - weathered (Bac) (RRP £142.95).....£72

31-728 Class 3700 City 4-4-0 3708 "Killarney" in Great Western green (Bac).....£123.21
32-235 Class 9F Fowler Jinty 0-6-0 tank 47673 in BR black late crest - weathered (Bac).....£93.46

32-227DS Class 3F Jinty 0-6-0T 7365 in LMS black - DCC sound fitted (Bac) **NEW**.....£182.71

R3619 Class 4073 'Castle' 4-6-0 5013 "Abergavenny Castle" in BR green late crest (Hor) **NEW**.....£136
R3333 Class 415 Knebworth Road 4-4-2T 30564 in BR black early emblem (Hor) (RRP £119.99).....£82

32-137A Class 4575 'Small Prairie' 2-6-2T 4592 in BR black early emblem - weathered (Bac).....£101.96

32-135B Class 4575 'Small Prairie' 2-6-2T 5532 in BR green late crest (Bac).....£97.71

4780 Class 47xx 2-8-0 'Night Owl' 4704 in GWR green shirtbutton emblem (Hel).....£154

4781 Class 47xx 2-8-0 'Night Owl' 4705 in GWR green Great Western lettering (Hel).....£154

4783 Class 47xx 2-8-0 'Night Owl' 4706 in BR black early emblem (Hel).....£154

4782 Class 47xx 2-8-0 'Night Owl' 4707 in GWR green post-war GW lettering (Hel).....£154
H1403 Class 48xx 0-4-2T 4871 in GWR Unlined green Shirtbutton logo - Lightly weathered (DJ).....£99

R3170 Class 49xx 4-6-0 4901 'Adderley Hall' in GWR Green - Railroad range (Hor).....£74

R3313 Class 4F 0-6-0 4323 in LMS Black (Hor) (RRP £99.99).....£58
32-861 Class 4MT Fairburn 2-6-4 tank 42105 BR lined black early emblem - weathered (Bac) (RRP £139.95).....£94

32-580A Class 4MT Ivatt 2-6-0 43014 in BR black late crest - weathered (Bac).....£118.96

32-085 Class 56XX 0-6-2 6639 in BR black early emblem (Bac) (RRP £114.95).....£79

R3494 Class 5MT Black 5 4-6-0 45025 in BR Black late crest - Railroad Range (Hor).....£80

31-636A Class 64xx 0-6-0PT pannier tank 6422 in BR black early emblem (Bac).....£84.96

31-214 Class 6P Patriot 4-6-0 45538 'Giggleswick' in BR Green early emblem (Bac) (RRP £164.95).....£119

31-204 Class 6P Patriot 4-6-0 5530 'Sir Frank Ree' in LMS crimson (Bac) (RRP £164.95).....£104

R3618 Class 7P6F Rebuilt Battle of Britain 4-6-2 34050 "Royal Observer Corps" in BR green late crest (Hor) **NEW**.....£144
R3565 Class 8F 2-8-0 8035 in LMS black (Hor).....£123

R3617 Class 8P Rebuilt Merchant Navy 4-6-2 35030 "Elder Dempster Lines" in BR green late crest (Hor).....£136

32-858 Class 9F 2-10-0 92189 in BR black late crest & BR1F tender - weathered (Bac).....£169.96

32-860 Class 9F 2-10-0 92211 in BR black late crest (Bac) **NEW**.....£161.46

32-850A Class 9F 2-10-0 92220 "Evening Star" in BR green late crest (Bac) **NEW**.....£161.46

R3086 Class A1 4-6-2 4472 "Flying Scotsman" in LNER apple green - Railroad Range (Hor) (RRP £110.99).....£55

R3284TTS Class A1 4-6-2 4472 "Flying Scotsman" in LNER Green TTS Sound - Railroad range (Hor).....£108

R3060 Class A1 4-6-2 60163 "Tornado" in British Railways Apple Green (Railroad Range) (Hor) (RRP £100.99).....£68
31-531 Class A2 4-6-2 60536 "Tribush" in BR lined green early emblem (Bac) (RRP £179.95).....£121

R3518 Class A3 4-6-2 108 "Gay Crusader" in LNER apple green - "The Final Day" special edition (Hor) (RRP £189.99).....£129
R3312 Class A3 4-6-2 60062 "Minotaur" in BR Green early emblem (Hor) (RRP £154.99).....£94

R3676 Class A4 4468 "Mallard" in LNER garter blue - as preserved (Hor) **NEW**.....£152

R3338 Class B1 4-6-0 61310 in BR Apple Green (Hor) (RRP £155.99).....£87

R3588 Class B17 4-6-0 2864 "Liverpool" in LNER green - Railroad Range (Hor).....£76.50

R3004 Class B17 4-6-0 61631 "Seribby Hall" in BR Green early emblem - weathered (Hor) (RRP £131.99).....£79

31-147 Class D11/1 4-4-0 501 "Mons" in GCR green (Bac).....£157.21

31-138 Class D11/2 4-4-0 62682 "Haystoun of Bucklaw" in BR black early emblem (Bac) (RRP £139.95).....£99

35-075 Class E4 Brighton tank 0-6-2 579 in LB&SCR umber (Bac) (RRP £109.95).....£80

R3416 Class J15 0-6-0 65464 in BR Black late crest (Hor) (RRP £127.99).....£79

R3380 Class J15 0-6-0 7510 in LNER Black (Hor) (RRP £109.99).....£76

Visit

www.hattons.co.uk/new

for all new releases



3525 Class 35 Hymek 7011 in BR blue full yellow ends (Hel) £101
3522 Class 35 Hymek 7012 in BR two-tone green no yellow ends (Hel) £101



R3583TTS Class 37/0 37040 in Railfreight triple grey - Railroad Range - TTS Sound fitted (Hor) £88
32-786 Class 37/0 37174 in EWS (weathered) (Bac) £106.21



32-377A Class 37/4 37401 "Mary Queen Of Scots" in BR large logo blue (Bac) £117.26



32-370 Class 37/4 37405 in DRS Compass blue (Bac) £117
32-389 Class 37/4 37421 in Colas Rail (Bac) £135.96



R3392TTS Class 40 40164 in BR blue - TTS sound fitted - Railroad Range (Hor) (RRP £99.99) £74
32-482 Class 40 97407 "Aureol" BR blue - weathered (Bac) (RRP £179.95) £119



R3491 Class 42 Warship D805 "Benbow" in BR green - Railroad Range (Hor) (RRP £64.99) £59
32-066 Class 43 North British (NBL) Warship D835 "Pegasus" in BR Green Small Yellow Panel (Bac) £118.96



31-659 Class 47/0 47001 in BR Blue - weathered (Bac) £144.46



31-660A Class 47/4 47444 "University of Nottingham" in BR large logo blue (Bac) £135.96



5310 Class 53 D0280 "Falcon" in original lime green and brown - Ltd Ed (Hel) (RRP £125) £94



32-753DS Class 57/0 57007 "Freightliner Bond" in Freightliner green - DCC sound fitted (Bac) £203.96
5827 Class 58 58016 EWS maroon and gold (Hel) (RRP £125) £99



5826 Class 58 58028 in unbranded Triple Grey (Hel) (RRP £125) £96
5825 Class 58 58038 in Mainline Freight blue (Hel) (RRP £125) £99



32-980A Class 66/7 66728 "Institution of Railway Operators" in GB Railfreight - weathered (Bac) £152.96
R3349 Class 67 67024 in EWS (Hor) £129.62
40-022-0100 Class 68 68008 "Avenger" in Direct Rail Services compass - DCC fitted (Dap) £151.16
40-022-0105 Class 68 68008 "Avenger" in Direct Rail Services compass - DCC sound fitted (Dap) £254.96



31-590 Class 70 70015 in Freightliner air intake modifications (Bac) NEW £144.46



R3591 Class 73/0 electro-diesel E6002 in BR green - Railroad Range (Hor) £59
OLIV003 Class 73/1 73141 "Charlton" in First GB Railfreight - Olivias Trains limited edition (Dap) (RRP £140) £99



OLIV002 Class 73/2 73205 "Jeanette" in GB Railfreight blue - Olivias Trains limited edition (Dap) (RRP £140) £99
OLIV001 Class 73/2 73207 in Gatwick Express - Olivias Trains limited edition (Dap) (RRP £140) £99



4000 Hawker Siddeley Brush HS4000 "Kestrel" prototype diesel electric loco (Hel) (RRP £155) £129



32-993 Type 27 Wickham Trolley and trailer MPP0007 in BR engineers yellow wasp stripes (Bac) £67.96
GV2012 YEC Janus 0-6-0DE shunter National Coal Board NCB blue (Gol) £90



GV2015 YEC Janus 0-6-0DE shunter No.201 in Port of London blue (Gol) £84
GV2013XS YEC Janus 0-6-0DE shunter No.5 in British Steel - Ltd Ed - DCC sound fitted (Gol) £179

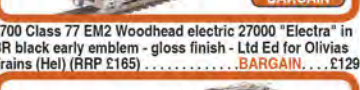
Electric locos



7601 Class 76 EM1 Woodhead electric E26051 in BR green half yellow panels - Ltd Ed for Olivias Trains (Hel) (RRP £160) £124



7700 Class 77 EM2 Woodhead electric 27000 "Electra" in BR black early emblem - gloss finish - Ltd Ed for Olivias Trains (Hel) (RRP £165) £129



7703 Class 77 EM2 Woodhead electric 27002 "Aurora" in BR black - Ltd Ed for Olivias Trains (Hel) (RRP £165) £129



7705 Class 77 EM2 Woodhead electric E27003 "Diana" in BR green half yellow panels - Ltd Ed for Olivias Trains (Hel) (RRP £165) £129



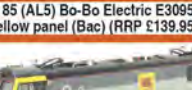
7701 Class 77 EM2 Woodhead electric E27005 "Minerva" in BR green half yellow panels - Ltd Ed for Olivias Trains (Hel) (RRP £165) £129



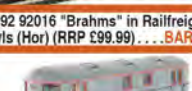
7706 Class 77 EM2 Woodhead electric E27006 "Pandora" in BR electric blue - Ltd Ed for Olivias Trains (Hel) (RRP £165) £129



31-679 Class 85 (AL5) Bo-Bo Electric E3095 BR Electric Blue small yellow panel (Bac) (RRP £139.95) £89



R3480 Class 92 92016 "Brahms" in Railfreight grey EWS "Beastie" vinyls (Hor) (RRP £99.99) £52



9002 Metropolitan Bo-Bo electric 1 in London Transport wartime grey (Hel) (RRP £139.95) £74



9007 Metropolitan Bo-Bo electric 11 "George Romney" in London Transport maroon (Hel) (RRP £139.95) £74



9009 Metropolitan Bo-Bo electric 12 "Sarah Siddons" in London Transport/Metropolitan (1990s preserved condition) (Hel) (RRP £139.95) £74



9008 Metropolitan Bo-Bo electric 12 "Sarah Siddons" in Metropolitan (As currently preserved) (Hel) (RRP £139.95) £74



9005 Metropolitan Bo-Bo electric 19 in Metropolitan (Hel) (RRP £139.95) £74



9001 Metropolitan Bo-Bo electric 9 "John Milton" in Metropolitan Railway maroon (Hel) (RRP £139.95) £74

HSTs



R3478 Class 43 HST train pack 43070 "The Corps of Royal Electrical and Mechanical Engineers" & 43036 in First Great Western (Hor) £199



R3510 Pair of Class 43 HST Power Cars 43187 and 43188 in GWR green - Ltd Ed (Hor) £246

DMUs



R3665 Class 121 "Bubble Car" 121034 in BR green - Railroad Range (Hor) NEW £56
40-009-HAT07 Class 121 single car DMU "Bubblecar" 120 in GWR 150 chocolate and cream - Hatton's limited edition (Dap) £129.95



40-009-HAT07 Class 121 single car DMU "Bubblecar" 55022 in original Network South East - Hatton's limited edition (Dap) £129.95

40-009-HAT03 Class 121 single car DMU "Bubblecar" 960011 in Railtrack blue and green - Hatton's limited edition (Dap) £129.95
40-009-001 Class 121 single car DMU "Bubblecar" W55020 in BR green speed whiskers (Dap) £123.25
40-009-004D Class 121 single car DMU "Bubblecar" W55023 in BR blue - DCC fitted (Dap) £142.70




8920 Class 128 parcels DMU 55991 in BR blue yellow ends "Parcels Service" branding (Hel) (RRP £119.95) £59



8923 Class 128 parcels DMU 55991 in Royal Mail Letters red (Hel) (RRP £119.95) £59
8940 Class 128 parcels DMU M55993 in BR Blue full yellow ends and flush fronts (Hel) (RRP £119.95) £59



32-939DS Class 150 150236 in Arriva Trains Wales passenger figures and DCC sound (Bac) £297.46
32-937 Class 150/2 2 car DMU 150202 in Centro blue stripe - (Bac) (RRP £164.95) £119



30-425 Class 251 Midland Pullman train pack in Pullman nanking blue - Collectors Edition (Bac) £490
40-011-004D Streamlined Railcar 6 in GWR lined chocolate and cream Twin Closes crest - DCC fitted (Dap) £142.70

EMUs



R3341 Class 2-HAL 2 Car EMU 2677 in BR blue (Hor) (RRP £130.25) £62
31-427B Class 411 4-CEP 7106 BR Blue & Grey (Bac) (RRP £299.95) £220



31-426B Class 411 4CEP EMU 7122 in BR Green yellow warning panels (Bac) (RRP £299.95) £220

Track Maintenance vehicles



B800 Non-motorised OO Track Cleaner motorised cleaning heads & vacuum in blue (Dap) £64

Train sets - analogue



R1151 Caledonian Belle trainset 0-4-0 steam loco in blue 4 wheel coach & open wagon (Hor) (RRP £49.99) £45
R1176 Class 373 Eurostar Train Set (Hor) (RRP £169.99) £129



R9285 Thomas the Tank Engine - Passenger and Goods Train Set (Hor) (RRP £109.99) £80

Train sets - digital



R1173 e-Link DCC Western Master train set GWR Class 2721 steam loco & 3 wagons (Hor) £130



R1126 Mixed Freight DCC digital train set Class 08 0-6-0 BR diesel electric loco, steam loco & 4 wagons (Hor) (RRP £264.99) £170



R1125 Somerset Belle train set Class 3F 0-6-0 S&DJR 0-6-0 steam loco & 3 wagons - DCC control (Hor) (RRP £210.99) £130

All prices correct
when going to press.
Errors excepted.



R1184 Western Express digital train set eLink TTS sound Hall steam loco (Hor) (RRP £329.99) **BARGAIN**... £199

Coaches



39-601 60' ex-SECR Birdcage brake third lavatory 3518 in SR olive green (Bac)..... £55.21
39-611 60' ex-SECR Birdcage composite 5453 in SR olive green (Bac)..... £55.21
R4688A Collett corridor brake third (Left hand) W4926W in BR crimson and cream (Hor) **NEW**..... £40
R4688A Collett corridor brake third (Right hand) W4925W in BR crimson and cream (Hor) **NEW**..... £40



R4687A Collett corridor composite (Left hand) W6146W in BR crimson and cream (Hor) **NEW**..... £40
R4688A Collett corridor composite (Right hand) W6145W in BR crimson and cream (Hor) **NEW**..... £40



R4684A Collett corridor third W4910W in BR crimson and cream (Hor) **NEW**..... £40



39-577 Haworth A38 Auto-trailer W237W in BR unlined crimson (Bac) (RRP £68.95) **BARGAIN**..... £49



39-105 Mk1 RU restaurant car W1900 in BR crimson & cream (Bac) (RRP £44.95) **BARGAIN**..... £29



39-052E Mk1 SO second open M3741 in BR crimson & cream (Bac) (RRP £44.95) **BARGAIN**..... £29



R4617A Mk2E FO first open 3221 in BR intercity (Hor) (RRP £24.99) **BARGAIN**..... £17



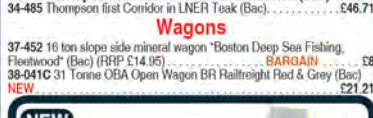
R4614A Mk2E FO first open W3231 BR Blue & Grey (Bac) (RRP £29.99) **BARGAIN**..... £17



R4680 Pullman Third Class Kitchen Car - K-Type Pullman Car (Hor) (RRP £49.99) **BARGAIN**..... £33

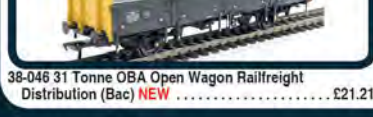


R4681 Pullman Third Class Parlour Car - K-Type Pullman Car (Hor) (RRP £49.99) **BARGAIN**..... £33



34-385 Thompson 3rd class corridor in LNER teal (Bac)..... £46.71
34-485 Thompson first Corridor in LNER Teak (Bac)..... £46.71

Wagons



37-452 16 ton slope side mineral wagon 'Boston Deep Sea Fishing, Fleetwood' (Bac) (RRP £14.95) **BARGAIN**..... £8

38-041C 31 Tonne OBA Open Wagon BR Railfreight Red & Grey (Bac) **NEW**..... £21.21

1154 4-wheel A lank 44290 in Esso grey 1980s Hazchem symbols - weathered (Hel)..... £20.50

1154 Pack of 4 (Hor) (RRP £39.80) **BARGAIN**..... £76

4F-013-021 4-wheel gunpowder van B887002 in BR baule (Dap) **NEW**..... £9.50

4F-013-022 4-wheel gunpowder van B887002 BR baule - weathered (Dap) **NEW**..... £10.50

4F-052-013 5 plank open wagon - 'A Bramley, Oxford' (Dap) **NEW**..... £10

4F-052-014 5 plank open wagon - 'A Bramley, Oxford' - weathered (Dap) **NEW**..... £11

R6868 5-plank open wagon 'C&F Gaen, Port Talbot' (Hor) **NEW**..... £13



R6875 7-plank open wagon 'Hawkins, Cannock' (Hor) **NEW**..... £13

4F-080-119 8 plank open wagon - 'Monckton Colliery, Barnsley' - weathered (Dap) **NEW**..... £11



37-326C 90 Tonne JGA Bogie Hopper in RMC - weathered (Bac)..... £39.06



H4-BH-001 Beilhack snow plough (ex Class 40) ZZA ADB965576 in BR yellow (Hat)..... £43

H4-BH-002 Beilhack snow plough (ex Class 40) ZZA ADB965577 BR yellow (Hat)..... £43




H4-BH-003 Beilhack snow plough (ex Class 40) ZZA ADB965578 in BR yellow (Hat)..... £43



H4-BH-009 Beilhack snow plough (ex Class 40) ZZA ADB965578 in Network Rail black (Hat)..... £43

H4-BH-004 Beilhack snow plough (ex Class 40) ZZA ADB965579 in BR yellow 'Stratford Shark' (Hat)..... £43


H4-BH-010 Beilhack snow plough (ex Class 40) ZZA ADB965579 Network Rail black (Hat)..... £43



H4-BH-007 Beilhack snow plough (ex Class 40) ZZA ADB965580 in Railtrack Black (Hat)..... £43

H4-BH-008 Beilhack snow plough (ex Class 40) ZZA ADB965581 Railtrack Black (Hat)..... £43

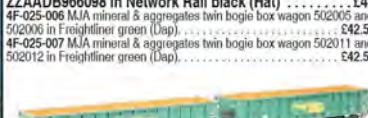
H4-BH-012 Beilhack snow plough (ex Class 45) ZZA ADB966099 Network Rail black (Hat)..... £43



H4-BH-011 Beilhack snow plough (ex Class 45) ZZA ADB966098 in Network Rail black (Hat)..... £43

4F-025-006 MJA mineral & aggregates twin bogie box wagon 502005 in Freightliner green (Dap)..... £42.50

4F-025-007 MJA mineral & aggregates twin bogie box wagon 502011 and 502012 in Freightliner green (Dap)..... £42.50



4F-025-008 MJA mineral & aggregates twin bogie box wagon 502019 and 502020 in Freightliner green (Dap)..... £42.50

4F-025-009 MJA mineral & aggregates twin bogie box wagon 502025 in GB Railfreight blue (Dap)..... £42.50

4F-025-010 MJA mineral & aggregates twin bogie box wagon 502031 and 502032 in GB Railfreight blue (Dap)..... £42.50



4F-025-008 MJA mineral & aggregates twin bogie box wagon 502019 and 502020 in Freightliner green (Dap)..... £42.50

4F-025-009 MJA mineral & aggregates twin bogie box wagon 502025 in GB Railfreight blue (Dap)..... £42.50

4F-025-010 MJA mineral & aggregates twin bogie box wagon 502031 and 502032 in GB Railfreight blue (Dap)..... £42.50

38-046 31 Tonne OBA Open Wagon Railfreight Distribution (Bac) **NEW**..... £21.21



R6473 Pack of 3 16 ton mineral wagons in BR baule - Railroad Range (Hor) (RRP £19.99) **BARGAIN**..... £18



R6884 Pack of three 6-wheel Milk Tanks 'Express Dairy' (Hor)..... £38

R6883 Pack of three GWR horse boxes in GWR brown (Hor)..... £52

R6887 PTA 102 ton bogie wagon PR20552 in Yeoman Aggregates grey - Railroad Range (Hor) **NEW**..... £15



4F-027-010 Silver Bullet bogie tank wagon in NACCO/ECC - 3780 7898 072-9 (Dap)..... £25.50

R6839A SR Dia 1529 cattle wagon in BR baule (Hor) **NEW**..... £20

Analogue controllers



R8012 HM2000 High output power & speed controller, mains supply (Hor)..... £87

Digital controllers

R8214 DCC Elite unit digital controller (Hor)..... £210

R8213 DCC Select unit (boxed) (Hor)..... £98

Point motors



R8243 Surface Mounted point motor (Hor)..... £8.50

Switches & Levers

R044 Passing contact lever frame switch (for point motors) (Hor)..... £9

Model railway spares

SL-110 Finescale rail joiners/fishplates (for code 70, 75 & 83) for OO & HO gauge - Pack of 24 (Pec)..... £2

SL-11 Insulated rail joiners/fishplates (for OO, HO & O gauge code 100 rails incl. Hornby, Peco & Peco Streamline) - Pack of 12 (Pec)..... £2

SL-10 Metal rail joiners/fishplates (for code 100 rails incl. Hornby, Peco & Peco Streamline) - For OO, HO & O gauge - Pack of 24 (Pec)..... £2.20

20KADEE NEM302 Kadee coupling - Extra-Long (11.68mm) - Pack of four (Kad)..... £5

18KADEE NEM302 Kadee coupling - Medium (8.63mm) - Pack of four (Kad)..... £5

Man-made scenic structure - railway-related



89121 27.4 metre (90ft) Motorised turntable - ready for installation. For HO/OO scales. DCC ready (Hel)..... £199

LK-55 761 Well type turntable (Pec)..... £41



R083 Box of 6 Buffer Stop (Hor)..... £9.50

R083 Single (Hor)..... £1.80



R070 Electrically Operated Turntable (Hor)..... £64

FL106 Steam shed depot clutter detail (Hor) **NEW**..... £9.50

R460 Straight Platform (Hor)..... £7

Signals

4L-003-005 Signal - Lattice Type SR Home Platform Starter (Dap)..... £26

4L-002-001 Signal - Motorised, LMS home (COSIGN3) (Dap)..... £25

4L-001-001 Signal - Motorised, Square post GWR home lower quadrant (COSIGN1) (Dap)..... £25

4L-003-001 Signal - Motorised, SR lattice home (Dap)..... £26.68

Buildings - general

CG228 Poultry shed (Hor) **NEW**..... £14.50

Man-made scenic structure - non-railway

SS394 Garage clutter detail (Hor) **NEW**..... £9.50

Bridges, Tunnels & Walls

R8008 Grand suspension bridge (Hor)..... £34

44-568 Quarryside walls, Slopes (Bac) (RRP £30.95) **BARGAIN**..... £24

PQ244 Retaining wall in red brick - 4 sections per pack - card kit (Mail) £12

People - civil



36-408 12 x Seated Coach Passengers (Bac)..... £11.50

38-047 Locomotive staff x 6 (Bac)..... £8.46

People - military

A00731V Pack of WW1 Royal House Artillery - Airfix Classics range - plastic kit (Air) **NEW**..... £4.50

Track - Code 100 Setrack

R8090 1 single yard length of Semi-Flexible Track (Hor)..... £3.50

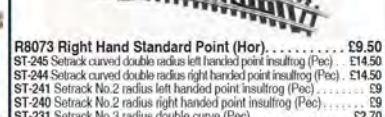
R8090 Pack of 24 (Hor)..... £79

R601 Double Straight (Hor)..... £2

R601 Box of 24 (Hor)..... £47

R8072 Left Hand Standard Point (Hor)..... £3.50

R603 Long Straight - 670mm (Hor)..... £3.70



R8073 Right Hand Standard Point (Hor)..... £9.50

ST-245 Setrack curved double radius left handed point insulfrog (Pec)..... £14.50

ST-244 Setrack curved double radius right handed point insulfrog (Pec)..... £14.50

ST-241 Setrack No.2 radius left handed point insulfrog (Pec)..... £9

ST-240 Setrack No.2 radius right handed point insulfrog (Pec)..... £9

ST-203 Setrack No.3 radius double curve (Pec)..... £2.70

ST-204 Setrack Quad Straight (670mm) (Pec)..... £3.50

ST-204 Box of 24 (Pec)..... £76

R600 Standard Straight (Hor)..... £1.50

R600 Box of 24 (Hor)..... £34


Track - Code 100 Streamline

SL-100 Pack of 25 1 yard (91.5cm) length of Code 100 Wooden-sleeper nickel silver flexible track (Pec)..... £66

SL-100 Single (Pec)..... £3

SL-102 1 yard (91.5cm) length of Nickel Silver concrete-sleeper flexible track (Pec)..... £3

SL-102 Pack of 25 (Pec)..... £70



SL-E99 3 way medium radius point - electrofrog (Pec)..... £27


SL-99 Double slip - insulfrog (Pec)..... £33



SL-E87 Left hand curved point - electrofrog (Pec)..... £12.50

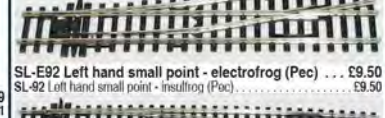
SL-E89 Left hand large point - electrofrog (Pec)..... £12

SL-89 Left hand large point - insulfrog (Pec)..... £12




SL-E96 Left hand medium point - electrofrog (Pec)..... £10.50

SL-96 Left hand medium point - insulfrog (Pec)..... £10.50



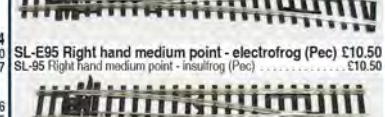
SL-E92 Left hand small point - electrofrog (Pec)..... £9.50

SL-92 Left hand small point - insulfrog (Pec)..... £9.50



SL-E86 Right hand curved point - electrofrog (Pec)..... £12.50

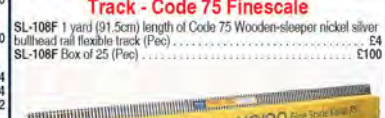
SL-86 Right hand curved point - insulfrog (Pec)..... £12.50



SL-E88 Right hand large point - electrofrog (Pec)..... £12

SL-E95 Right hand medium point - electrofrog (Pec)..... £10.50

SL-95 Right hand medium point - insulfrog (Pec)..... £10.50




SL-E91 Right hand small point - electrofrog (Pec)..... £9.50

SL-91 Right hand small point - insulfrog (Pec)..... £9.50

Track - Code 75 Finescale

SL-108F 1 yard (91.5cm) length of Code 75 Wooden-sleeper nickel silver bullhead rail flexible track (Pec)..... £4

SL-108F Box of 25 (Pec)..... £100



SL-100F Pack of 25 1 yard (91.5cm) length of Nickel Silver Finescale flexible track (Pec)..... £72

SL-100F Single (Pec)..... £3

SL-E199 3 way finescale medium radius point - electrofrog (Pec)..... £29

Visit

www.hattons.co.uk/preorder

for all forthcoming releases



SL-E190 Finescale double slip - electrofrog (Pec) £38
SL-E187 Finescale left hand curved point - electrofrog (Pec) £13



SL-E189 Finescale left hand large point electrofrog (Pec) £12.50



SL-E196 Finescale left hand medium point - electrofrog (Pec) £11.50



SL-E192 Finescale left hand small point - electrofrog (Pec) £10.50



SL-E186 Finescale right hand curved point - electrofrog (Pec) £13



SL-E188 Finescale right hand large point - electrofrog (Pec) £12.50



SL-E195 Finescale right hand medium point - electrofrog (Pec) £11.50




SL-E191 Finescale right hand small point - electrofrog (Pec) £10.50

SL-U1189 Left hand large radius bullhead rail point - unitfrog (Pec) £26
SL-U1188 Right hand large radius bullhead rail point - unitfrog (Pec) £26

GM200 5 metres of realistic grey ballasted OO gauge underlay (Gau) £22
SL-50 Roll of foam track underlay sleeper indentation. Suitable for Setrack and Streamline 5m long (16 4") (Pec) £10

Track underlay



R8156 Hornby book of track plans - 14th Edition (Hor) NEW £9.50

Buses

24331 30" BET Bus 'Hubble' (EFE) (RRP £29.95) BARGAIN £9
UK6501 ADL Enviro400 MMC - "Go Ahead London" (Nor) £48
UK6502 ADL Enviro400 MMC - "National Express West Midlands" (Nor) £48



UK6503 ADL Enviro400 MMC - "Stagecoach London" (Nor) £48



34112 AEC RT Bus 'London Transport' (EFE) NEW £29.71



GDG-19 Daimler 'Glasgow Corporation Transport' 11 Yorker Omo washing powder / Rentaset televisions adverts (FYS 524) (For) NEW £49



GDM-20 Daimler CVG6K "Manchester Corporation Transport" 95 East Didsbury Crawfords Crackers / Heinz Ketchup adverts (NNB 284) (For) NEW £49



761R6005 Irizar i6 - Guideline / Official England Football Team Coach - Collector's Edition (Oxf) £23

Cars



761L011 Austin Tilly No.1 MTTC. Camberley 1945 (Subaltern Princess Elizabeth) (Oxf) NEW £5

76M3002 BMW M3 Coupe £32 Jerez Black (Oxf) NEW £5

76M1009 Classic Mini Tweed Grey/OEW (Oxf) NEW £4.50

76COR1009 Ford Cortina Mk1 Black Cherry (Oxf) NEW £4.50

76COR3009 Ford Cortina Mk1i Sunset (Oxf) NEW £4.50

76RR002 Rolls Royce Corniche Persian Sand (Oxf) NEW £6



76ATK004 Atkinson Cattle Truck - "J Haydon and Sons" (Oxf) £13

76DXF003 DAF XF William Armstrong Houghton Parkhouse livestock trailer (Oxf) £22

76FT031 Ford Transit Mk5 SWB Low Roof 'London Underground' (Oxf) NEW £5



76L0001 Leyland Octopus trailer - "Tesco" (Oxf) £13

76LW001 Living Wagon Maroon/Red (Oxf) NEW £10

76J4001 Morris J4 van - 'Royal Mail' (Oxf) £5.50



76LW001 Living Wagon Maroon/Red (Oxf) NEW £10



76LW001 Living Wagon Maroon/Red (Oxf) NEW £10



763CX001 JCB 3CX Eco Backhoe Loader JCB (Oxf) £19.50



763CX002 JCB 3CX Eco Backhoe Loader Union Jack (Oxf) NEW £20



76LRFCA002 Land Rover FC Ambulance Nato Green (Oxf) NEW £8.50



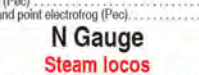
ST-412 Setrack No.1 radius double curves (pack of 4 - half curve) radius 228mm/9", 22.5deg (Pec) £12



SL-400 1 yard length of OO9 narrow gauge flexible track worn wooden sleepers (Pec) £3.50

SL-400 Box of 25 (Pec) £83

SL-E491 Right hand point electrofrog (Pec) £9.50



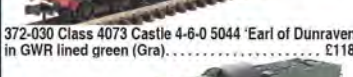
372-310 Class 21C1 Merchant Navy 4-6-2 35024 'East Asiatic Company' BR blue early emblem (Gra) (RRP £169.95) BARGAIN £119



372-312 Class 21C1 Merchant Navy 4-6-2 35028 'Clan Line' in BR green late crest (Gra) (RRP £169.95) BARGAIN £124



372-031 Class 4073 Castle 4-6-0 5041 'Tiverton Castle' in BR green early emblem (Gra) £118.96



372-030 Class 4073 Castle 4-6-0 5044 'Earl of Dunraven' in GWR lined green (Gra) £118.96



372-032 Class 4073 Castle 4-6-0 5070 'Sir Daniel Gooch' in BR lined green late crest (Gra) £118.96

372-061 Class 4F 0-6-0 3851 LMS black Johnson tender (Gra) (RRP £119.95) BARGAIN £99

372-750K Class 4MT Fairburn 2-6-4T 2085 in Caledonian Railway blue - as preserved - Ltd Ed for Bachmann Collectors' Club (Gra) £119.95

372-750 Class 4MT Fairburn 2-6-4T 2091 in LMS black (Gra) £99

372-536 Class 4MT Standard 2-6-4T 80119 BR lined black late crest (Gra) £101.96

28-007-010D Class 57xx Pannier 0-6-0 6700 in GWR green shuntbox emblem - DCC Fitted (Dap) £97

25-019-001 Class 68xx 4-6-0 6820 'Kingstone Grange' in GWR green shuntbox emblem (Dap) £118



372-800B Class A1 4-6-2 60163 "Tornado" in BR Express blue (as preserved) (Gra) £144.46

25-008-005 Class 4A 60022 'Mallard' in BR green early crest (Dap) £122



25-020-002 Class B17 4-6-0 61664 "Liverpool" in BR green early emblem (Dap) £109



372-184A Princess Coronation Class 4-6-2 46228 "Duchess of Rutland" in BR crimson late crest (Gra) £144.46



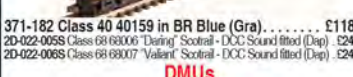
371-064 Class 03 Shunter 03170 BR Blue Wasp Stripes & Air Tanks (weatherrod) (Gra) £80.71



371-182 Class 40 40159 in BR Blue (Gra) £118.96

20-022-0058 Class 68 68006 'Daring' Scotrail - DCC Sound fitted (Dap) £242.72

20-022-0065 Class 68 68007 'Valiant' Scotrail - DCC Sound fitted (Dap) £242.72



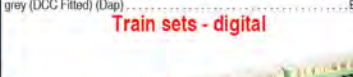
371-877A Class 108 2-car DMU in BR blue & grey (Gra) £144.46

20-009-002D Class 121 single car DMU 'Bubble car' 55032 in BR blue/grey (DCC Fitted) (Dap) £125



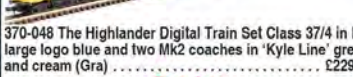
371-880 Class 108 2 Car DMU in BR Green half yellow ends (Gra) £144.46

20-009-002D Class 121 single car DMU 'Bubble car' 55032 in BR blue/grey (DCC Fitted) (Dap) £125



374-111 BR Mk1 RMB Mini Buffet Car Intercity (Gra) NEW £26.31

374-710A BR Mk2A TSO Tourist Second Open in blue & grey (Gra) £25.46




370-048 The Highlander Digital Train Set Class 37/4 in BR large logo blue and two Mk2 coaches in 'Kyle Line' green and cream (Gra) £229.46



374-111 BR Mk1 RMB Mini Buffet Car Intercity (Gra) NEW £26.31

374-710A BR Mk2A TSO Tourist Second Open in blue & grey (Gra) £25.46



2P-012-551 Pack of three Maunsell coaches - Set 392 - brake third, compartment third and brake third in BR green (Dap) £70.13



2P-012-551 Pack of three Maunsell coaches - Set 392 - brake third, compartment third and brake third in BR green (Dap) £70.13

2P-012-800 Pack of three Maunsell coaches - Set 366 - brake third, compartment third and compartment third in BR crimson and cream (Dap) £70.13

Wagons



2F-071-050 7 plank open wagon 302085 in LMS grey (Dap) NEW £8.50

2F-071-051 7 plank open wagon 302085 LMS grey - weatherrod (Dap) NEW £9.50

Model railway spares

Track - Code 80 Setrack

ST-11 Double straight track (Pec) £1.60

ST-6 Setrack left hand point insulfrog (Pec) £8.50

ST-5 Setrack right hand point insulfrog (Pec) £8.50

Track - Code 80 Streamline

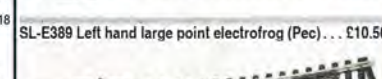


SL-300 Pack of 25 1 yard (91.5cm) length of Wooden-Sleeper Nickel Silver Flexible track (Pec) £64

SL-300 Single (Pec) £3



SL-E389 Left hand large point electrofrog (Pec) £10.50



SL-E396 Left hand medium point electrofrog (Pec) £9.50

SL-E388 Right hand large point electrofrog (Pec) £10.50



SL-E395 Right hand medium point electrofrog (Pec) £9.50

SL-395 Right hand medium point insulfrog (Pec) £9.50

Track - Code 55 Finescale

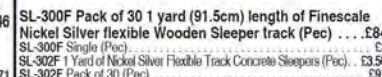


SL-300F Pack of 30 1 yard (91.5cm) length of Finescale Nickel Silver flexible Wooden Sleeper track (Pec) £84

SL-300F Single (Pec) £3

SL-302F 1 Yard of Nickel Silver Flexible Track Concrete Sleepers (Pec) £3.50

SL-302F Pack of 30 (Pec) £91

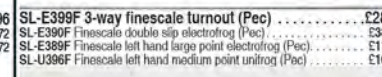


SL-E399F 3-way finescale turnout (Pec) £28

SL-E390F Finescale double slip electrofrog (Pec) £38

SL-E389F Finescale left hand large point electrofrog (Pec) £11

SL-U996F Finescale left hand medium point unitfrog (Pec) £10



SL-E392F Finescale left hand small point electrofrog (Pec) £9.50



SL-E388F Finescale right hand large point electrofrog (Pec) £11

SL-U995F Finescale right hand medium point unitfrog (Pec) £10



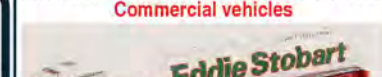
SL-E391F Finescale right hand small point electrofrog (Pec) £9.50



NSHL03TK Scania Highline tanker - "Eddie Stobart" (Oxf) NEW £12

Public Service vehicles

NMA002 Mercedes Ambulance London (Oxf) NEW £5.50

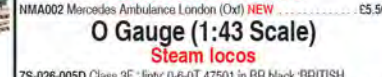


O Gauge (1:43 Scale) Steam locos

7S-026-005D Class 3F 'Jinty' 0-6-0T 47501 in BR black BRITISH RAILWAYS lettering - DCC sound fitted (Dap) £340

7S-026-007 Class 3F 'Jinty' 0-6-0T 7480 LMS black - Pushpull fitted (Dap) £191.25

7S-026-004U Class 3F 'Jinty' 0-6-0T BR black late crest - unnumbered (Dap) £191.25



7S-026-005D Class 3F "Jinty" 0-6-0T 47501 in BR black BRITISH RAILWAYS lettering - DCC sound fitted (Dap) £340

7S-026-007 Class 3F "Jinty" 0-6-0T 7480 LMS black - Pushpull fitted (Dap) £191.25

7S-026-004U Class 3F "Jinty" 0-6-0T BR black late crest - unnumbered (Dap) £191.25

Want it DCC fitted?

www.hattons.co.uk/dccfitting

for more details



7S-007-001 Class 57xx 0-6-0PT pannier 5717 in BR Black early emblem (Dap) £199.75
7S-007-001S Class 57xx 0-6-0PT pannier 5717 in BR Black early emblem - DCC sound fitted (Dap) £357.60



7S-024-004 Class 64xx 0-6-0PT pannier 6439 in BR lined green late crest (Dap) £340
7S-025-002S Class 64xx 0-6-0PT pannier 7444 in BR black late crest - DCC sound fitted (Dap) £467.50



7S-007-005 Class 8750 0-6-0PT pannier 3716 in BR Black late crest (Dap) £199.75
7S-007-005S Class 8750 0-6-0PT pannier 3716 in BR Black late crest - DCC sound fitted (Dap) NEW £357.60



7S-007-003 Class 8750 0-6-0PT pannier 9659 in GWR green (Dap) £199.75
7S-007-003S Class 8750 0-6-0PT pannier 9659 in GWR green - DCC sound fitted (Dap) £357.60
7S-010-010 Class A1X Tenter 0-6-0T W9 Fishbourne in Southern Railway green (Dap) £191.25



7D-008-009 Class 08 shunter D3002 in BR green late crest and wasp stripes (Dap) £191.25
7D-008-009D Class 08 shunter D3002 in BR green late crest and wasp stripes - DCC sound fitted (Dap) £340



2012 Class 20 in BR blue full yellow ends; pre-TOPS style double arrows on the cabsides and 4-character headcodes (Hel) (RRP £599) BARGAIN £360



2013 Class 20 in BR blue full yellow ends; TOPS style double arrows on the bodysides and 'domino' headcodes (Hel) (RRP £599) BARGAIN £360



2010 Class 20 in BR green small yellow panels and 4-character headcodes (Hel) (RRP £599) BARGAIN £340



2007 Class 20 in BR Railfreight grey full yellow ends, 1980s style warning flashes and headcode discs - Exclusive to Hatton's (Hel) £550



2015 Class 20 in Railfreight Red Stripe headcode boxes (Hel) £470
5350 Class 53 D0280 'Falcon' in original lime green cast crest (Hel) (RRP £899) BARGAIN £390



8914Hel Class 128 parcels DMU W55991 in BR blue - weathered (Hel) £470

Coaches



7P-004-002 GWR 59' Auto Coach in GWR chocolate and cream twin cities crest (Dap) £170
4955 Mk1 BG full brake BR blue Newspapers branding (Hel) (RRP £325) BARGAIN £180



4994 Mk1 GUV full brake in BR green (Hel) (RRP £325) BARGAIN £190

Wagons



1050 100xx OAA in BR bauxite - early (Hel) (RRP £84.95) BARGAIN £39



1052 100xx OAA in Railfreight red and grey (Hel) (RRP £84.95) BARGAIN £39
1053 100xx OAA in Railfreight red and grey (Hel) (RRP £84.95) BARGAIN £39



1054 100xx ZDA (ex-OAA) in Civil Engineers Dutch grey and yellow (Hel) (RRP £84.95) BARGAIN £39



1041 200xx VBA sliding door van in BR bauxite - late (Hel) (RRP £84.95) BARGAIN £39
1043 200xx VBA sliding door van in EWS (Hel) (RRP £84.95) BARGAIN £39
1005 4-wheel Class B tank Mobil Cherrington red (Hel) (RRP £84.95) BARGAIN £39



5053 Bogie covered IWB Cargowagon 2797589 - 'GB-Continent' (Hel) (RRP £189) BARGAIN £89
5051 Bogie covered IWB Cargowagon 2797591 in silver and blue - weathered (Hel) (RRP £189) BARGAIN £89
5052 Bogie covered IWB Cargowagon 2797669 in silver and blue (Hel) (RRP £189) BARGAIN £89
5151 Bogie flat IWB Cargowagon 4647026 in silver and blue - weathered (Hel) (RRP £189) BARGAIN £89



5153 Bogie flat IWB Cargowagon 4647039 in Corus Rail - weathered (Hel) (RRP £189) BARGAIN £89
H7-WW-706 Warwell wagon 50t diamond frame bogies M390329 BR red (Hel) £85



5153 Bogie flat IWB Cargowagon 4647039 in Corus Rail - weathered (Hel) (RRP £189) BARGAIN £89



SL-700BH Box of 121 Yard O Gauge Flexible Nickel Silver Track (Bullhead Nickel Silver Rail) (Pec) £75
SL-700BH Single (Pec) £6.50



SL-E792BH Left hand point bullhead rail and electrofrog (Pec) £43
SL-E786BH Right hand O gauge curved turnout (Pec) £54



SL-E791BH Right hand point bullhead rail and electrofrog (Pec) £43
ST-725 Setrack Bullhead 2nd radius standard curve 410mm (16") radius 1020mm (40.5") 16 make a circle (Pec) £6
ST-700 Setrack Bullhead straight 400mm (15.5") (Pec) £6
ST-U751 Setrack second radius Unifrog left hand point (Pec) £43



43AMD9003 Aston Martin DB9 Coupe Cobalt Blue (Oxf) NEW £21



VA12611 Ford Escort Mk2 1.6 Harrier, Strato Silver (Cor) NEW £24



VA12511 Ford Fiesta Mk2 1.1 'Sandpiper', Roman Bronze & Solar Gold (Cor) NEW £24



43JAG5002 Jaguar MKV DHC Closed British Racing Green (Oxf) £21
43JAG8004 Jaguar MKVIII Garmen Red (Oxf) NEW £20



VA13507 Mini 1275GT Special Tuning, Press Launch Car, Auto Car Magazine (Cor) NEW £25
43P25002 Pinks Hovos 2500 - Therapy & Mobility Two Tone Blue (Oxf) NEW £21



VA11509 Triumph TR5 - Jasmine Yellow (Cor) NEW £24



VA06412 Vauxhall Cresta PA, Alpine Green & Glade Green (Cor) NEW £24



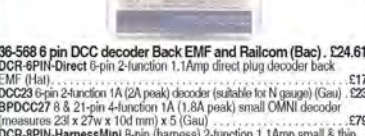
43LR3002 Land Rover Series 3 SWB hard top - 'AA' (Oxf) NEW £14.50



COMBI Combi 12v 1Amp Single Track Controller Transformer (Gau) £34
D Double/Twin track power controller (Gau) £80



M1 Transformer Output 2 x 16v AC 1A (Gau) £40



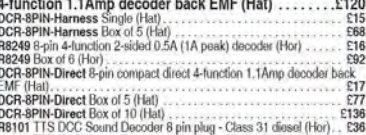
PLS-100 SmartSwitch Set for 4 servo control & operation, switches, control board & digital readout for Analogue operation (Pec) £59



Imperium1 'Imperium' 21 Pin MTC 6-function DCC decoder (Dap) £19.51
DCR-18PIN-Direct 18-pin 4-function 1Amp direct plug decoder back EMF (Hat) £17
36-554 21-pin 3-function 2-sided 1A decoder back EMF for slow running (Bac) £14.50
DCR-21PIN-Direct 21-pin 4-function 1Amp direct plug decoder back EMF (Hat) £15
DCR-21PIN-Direct Box of 5 (Hat) £68
DCR-21PIN-Direct Box of 10 (Hat) £120
36-557 21-pin E-Z Command 4-function 1A decoder back EMF (Bac) £18.66
36-557 Pack of 5 (Bac) (RRP £109.75) BARGAIN £90



DCR-8PIN-Harness Box of 10 8-pin (harness) £120
4-function 1.1Amp decoder back EMF (Hat) £15
DCR-8PIN-Harness Single (Hat) £15
DCR-8PIN-Harness Box of 5 (Hat) £16
R2249 Box of 6 (Hat) £92
DCR-8PIN-Direct 8-pin compact direct 4-function 1.1Amp decoder back EMF (Hat) £17
DCR-8PIN-Direct Box of 5 (Hat) £77
DCR-8PIN-Direct Box of 10 (Hat) £136
R101 TTS DCC Sound Decoder 8 pin plug - Class 31 diesel (Hor) £36
R102 TTS DCC Sound Decoder 8 pin plug - Class 37 diesel (Hor) £36



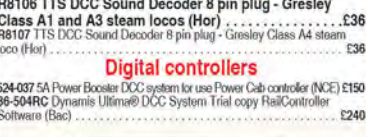
R8119 TTS DCC Sound Decoder 8 pin plug - Class 40 diesel (Hor) £36
R8110 TTS DCC Sound Decoder 8 pin plug - Class 4073 'Castle' steam loco (Hor) £36
R8103 TTS DCC Sound Decoder 8 pin plug - Class 47 diesel (Hor) £36
R8105 TTS DCC Sound Decoder 8 pin plug - Class 67 diesel (Hor) £36
R8113 TTS DCC Sound Decoder 8 pin plug - Class 9F 2-10-0 steam loco (Hor) £36
R8116 TTS DCC Sound Decoder 8 pin plug - Class S15 4-6-0 steam loco (Hor) £36



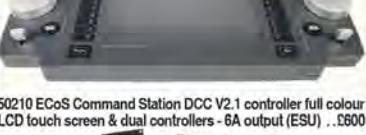
R8106 TTS DCC Sound Decoder 8 pin plug - Gresley Class A1 and A3 steam locos (Hor) £36
R8107 TTS DCC Sound Decoder 8 pin plug - Gresley Class A4 steam loco (Hor) £36



524-037 5A Power Booster DCC system for use Power Cab controller (NCE) £150
36-504RC Dynamics Ultima® DCC System Trial copy RailController Software (Bac) £240



52010 ECoS Command Station DCC V2.1 controller full colour LCD touch screen & dual controllers - 6A output (ESU) £600



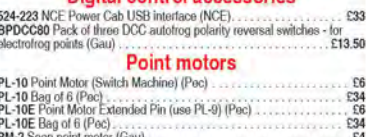
524-042 NCE Power Cab 2 Amp DCC controller (NCE) £140



DCC02 Prodigy 'Advance 2' starter DCC controller package (Gau) £239
DCC01 Prodigy Express 1.6 Amp DCC controller - complete starter pack (Gau) £138



524-223 NCE Power Cab USB interface (NCE) £33
BPDC080 Pack of three DCC autotrack polarity reversal switches - for electrofrog points (Gau) £13.50



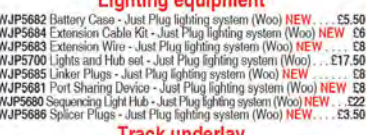
PL-10 Point Motor (Switch Machine) (Pec) £6
PL-10 Bag of 6 (Pec) £34
PL-10E Point Motor Extended Pin (use PL-9) (Pec) £6
PL-10E Bag of 6 (Pec) £34
PM-2 Sleep point motor (Gau) £4
PM-1 Sleep point motor accessory switch (Gau) £4.50



PL-11 Side/surface mounted point motor (Pec) £8
HAT-PM-01 Solenoid point motor including pin extension and 2-way arm for use points and signals. Exclusive to Hatton's (Hat) £6.50
HAT-PM-01 Pack of 6 (Hat) £35



PL-13 Accessory Switch for fitting to turnout motor PL10 (Pec) £3



WJPS682 Battery Case - Just Plug lighting system (Woo) NEW £5.50
WJPS684 Extension Cable Kit - Just Plug lighting system (Woo) NEW £6
WJPS683 Extension Wire - Just Plug lighting system (Woo) NEW £8
WJPS700 Lights and Hub set - Just Plug lighting system (Woo) NEW £17.50
WJPS685 Linker Plugs - Just Plug lighting system (Woo) NEW £8
WJPS681 Port Sharing Device - Just Plug lighting system (Woo) NEW £8
WJPS680 Sequencing Light Hub - Just Plug lighting system (Woo) NEW £22
WJPS686 Splitter Plugs - Just Plug lighting system (Woo) NEW £3.50



ST1424 1" Thick 12 x 24" foam sheets x 4 (Woo) £27
TTAT18 Train Tech 2018 Catalogue (Tra) NEW £0.20



SELL YOUR SECONDHAND LOCOS & ROLLING STOCK FOR CASH

• Trade in with Hatton's for immediate payment on the day that we receive your goods!*

Get cash for your items in just four easy steps...



“An excellent service everytime without fault. I honestly cannot think of anything which could be improved.”

Mr A Manning, Ipswich

“Excellent service, fair offer. I will not hesitate to use their service again and recommend it. Thank you.”

Mr P Shaddock, Portsmouth

“Very simple to trade-in. Beforehand I had thoughts of problems with couriers and the like, but all very easy.”

Mr D Spottiswoode, Kilmarnock

ALL brands purchased including:



Sell yours today at www.hattons.co.uk/preowned

Call us on 0151 305 1755 or email preowned@hattons.co.uk

17 Montague Road, Widnes WA8 8FZ

Phone opening times: Mon to Sun 9am-5pm.

*Same day payments apply for collections received Monday to Friday before 2pm. Any collections received after 2pm will be paid on the next working day. Please note: In the unlikely event that we revise our offer price for your collection, you will be paid after responding to our offer.

For full Terms and Conditions, visit hattons.co.uk/preownedterms



The most reliable turnout motors ever.

Every single batch of Cobalt iP series and Omega turnout motors is fully life-tested. Every test we do is counted using a motor's own switches so we are testing them as well. Acceptance happens only when we have simulated more than 100 years constant operations on a very, very busy club layout.

That's why we offer lifetime warranty on Cobalt iP & Cobalt Omega motors!

"World's best" for good reasons!

When we set out to create any new product, it has to be better, different... or simply easier to use for the average modeller.

We don't compromise for the sake of costs so all materials are MIL spec or better, electrical contacts are 24k gold plated and all of the switch tracks are hard gold plated. Plastics are all special engineering types not the usual polystyrene and every item we make is tested more than once before packing.

That's why we confidently offer such generous warranty and "Industry Best" customer service assistance to help you get the best from them.



Cobalt-S Levers

Over 140mm high, Cobalt-S levers are very comfortable to use and look really good when painted like the real thing.

Brass numbers and cast "top trims" are included with them to add to the realism.

These brass levers ooze quality. Each of the 3 switches have 24k gold contacts for a very long life.

Cobalt-S levers are the best there are!

Cobalt-SS ultra-small motor drive turnout motor ready to go "as is" to use with either DC or DCC.

This motor is so small it can be almost hidden in the ballast, yet it is strong enough for all common scales.

Very stable stepper motors provide the drive power... and all the power and control connections are plug-and-play.

Economical as each control output handles 2!



WE WANT YOUR Model Railways



We will buy
almost any Railway
Collection, large or small.
All gauges will be taken, in any
condition. We always give an honest
price and will collect and dismantle any layout.

Telephone: **01302 371623**

Mobile: **07526 768178**

or email: anoraksanonymous@googlemail.com

DISCOUNT 'O' GAUGE

TOWER BRASS LOCOMOTIVES

R.T.R. in unpainted brass/factory painted

GWR/BR Railcar 19-33	£550.00
GWR/BR Railcar 19-33	£550.00
GWR 1361 Early black chassis	£525.00
GWR/BR 1361 Late black chassis	£525.00
LY/LMS/BR Pug black	£450.00
GWR/BR J39 0-6-0 black	£925.00
GWR/BR 8750 pannier black chassis	£525.00
GWR City of Truro	£1650.00

TOWER BRASS COACHES

Fully assembled in unpainted brass
GWR/BR Collett D127 brake 3rd £235.00

FULLY FINISHED R-T-R LOCOS

L&Y/LMS/BR Pug 0-4-0T	from £525.00
GWR/BR 1361 0-6-0ST	from £695.00
GWR/BR 8750 pannier tank	from £695.00
GWR/BR Razor Edge railcar	£835.00
GWR/BR Railcar	£810.00
LNER/BR J39 0-6-0	£1075.00
LMS/BR Original Patriot	£1650.00
Over 100 R-T-R locos available off the shelf	

GLADIATOR LOCO KITS

GTR3 LNER/BR J11 0-6-0	£320.00
GTR10 LMS/BR de-streamlined Duchess	£415.00
GTR20 LMS/BR Princess	£415.00
GTR21 LMS/BR Rebuilt Royal Scot	£355.00
GTR24 LMS/BR Original Patriot	£355.00
GTR25 LMS/BR Rebuilt Patriot	£355.00
GTR28 LMS/BR 2P 4-4-0	£315.00
GTR36 LBSG/BR H2 Atlantic	£370.00
GTR60 LNER/BR Beyer Garratt 2-8-8-2	£920.00
GTR61 LBSG/BR H1 Atlantic	£370.00
GTR62 SR/BR Urie King Arthur	£415.00
FTS LNER/BR B16/1 4-6-0	£355.00
FT4 LNER/BR D171 D172 4-4-0	£300.00
FT9 NER/LNER/BR G6/BTP 0-4-4T	£215.00

JAVELIN LOCOMOTIVE KITS

JLK5 SEC/BR/BR D Class 4-4-0	£325.00
JLK6 G.W.R. Dean Goods 0-6-0	£315.00
JLK11 LMS/BR Long Fire Box Black Five	£355.00

MERCIAN LOCO KITS

SG5 LNER/BR J94 Austerity 0-6-0ST	£180.00
GW2 GWR/BR 1400 Autotank	£175.00

TOWER COLLECTION (D.L.H.) BEGINNERS KITS

Includes wheels, gears and motor

TC1 Class 02 0-4-0 Diesel Shunter	£240.00
TC3 Andrew Barclay 0-4-0 Steam Shunter	£240.00

TOWER COLLECTION LOCO KITS

Require wheels, gears and motor

TC2 LMS streamlined Coronation	£550.00
TC4 LMS/BR not streamlined Duchess	£550.00
TC5 LMS/BR de-streamlined Duchess	£550.00
TC6 LMS/BR Sir William Stainer	£550.00
TC7 LMS/BR Black Five 4-6-0	£550.00
TC14 LMS/BR Stainer BF 2-8-0	£550.00
TC16 LMS/BR Duchess with sloping firebox	£550.00

D.J.H. LOCO KITS

K300 B.R. Standard 84xx 2-6-2T	£362.00
K301 B.R. Standard 2MT 2-6-0	£415.00
K302 LMS/BR Ivatt 2-6-2T	£362.00
K303 LMS/BR Fairburn 2-6-4 T	£362.00
K310A LNER/BR A3 with Corridor tender	£595.00
K317B BR Britannia with B1/1A tender	£595.00
K324B B.R. 9F 2-10-0 BR1/BR1C	£595.00
K326 B.R. Class 03 complete kit	£415.00
K336 LNER/BR R. Peppercorn A2	£562.00
K338 LNER/BR R. G5 0-4-0T	£415.00
K340 B.R. Class 14 complete kit	£415.00
K344 NEW LNER/BR Hunt Class 4-4-0	£499.00
K345 NEW LNER/BR Thompson A2/1	£584.00

PECO LINESIDE KITS

LK704 Wooden lineside hut kit	£19.95
LK705 Brick lineside hut	£19.95
LK709 Ground Level Signal Box	£28.75
LK735 GWR Yard Crane	£21.50
LK741 GWR spear fencing	£11.00
LK742 GWR spear fencing ramps	£11.00
LK743 Field fencing and gates	£9.95
LK747 Telegraph Poles (4)	£6.50
LK749 Loading Gauges (2)	£12.45
LK750 Single track level crossing gates	£20.25
LK758 Platelayers tools	£6.45
LK759 Platform lamps (4)	£8.75
LK760 Telephone boxes (2)	£8.75
LK761 GWR Station seats (4)	£8.30
LK762 MR/NER station seats (4)	£8.30
LK763 SR/BR Station seats	£8.30
LK764 Bicycles (8)	£8.30
LK790 GWR home or distant signal	£18.65

SLATERS BR WAGONS AND VANS KITS

7062 B.R. 12ton Vanwide	£38.00
7063 B.R. Standard Van	£38.00
7064 B.R. 12ton Standard/Flat Van	£38.00
7065 B.R. Meat Van	£38.00
7066 B.R. Insulated Van	£38.00
7067 B.R. 13 ton conflat 'A'	£34.00
7069 B.R. Lowlift Wagon	£34.00
7070 B.R. 12 ton Patvan	£38.00
7071 B.R. 13 ton High Goods Wagon	£34.00
7033 LNER/BR 20T Brake Van	£49.00
7053 LNER/BR 20T Brake Van	£53.00
70202 SEC/BR/BR 4 wheel PLV/GUV	£79.00
70201P SR/BR Bogie Van	£126.00
70202 SR/BR 4 wheel BY	£80.00

PECO WAGON KITS

W601 GWR Toad brake can	£40.50
W602 GWR Permanent Way brake	£40.50
W603 GWR 6 wheel brake	£42.30
W604 GWR 4 plank open	£34.00
W605 GWR Steel Open	£34.00
W606 GWR 10 ton Van	£41.65
W607 BR 16 ton Mineral wagon	£42.30
W608 BR 27 ton Iron Ore wagon	£41.65
W609 BR 20 ton Pig Iron wagon	£41.65

PECO 'O' GAUGE TRACKWORK

SLE786BH Curved R/H Point	£54.75
SLE787BH Curved L/H Point	£54.75
SLE790BH 12 yards flexitrack	£80.00
SLE791BH Right Hand Point	£43.75
SLE792BH Left Hand Point	£43.75
SLE797BH Y Point	£43.75
SLE790BH Double Slip	£92.25
SLE10 24 metal railjoiners	£2.80
SLE11 12 insulated railjoiners	£2.80
SLE740BH Buffer stop	£2.80
TP1 Long Track pins (15mm)	£3.25
ST700 Box (6) 393mm straight	£45.50
ST725 Half circle 1028mm radius curves	£48.75
STU750BH R/H Setback Point	£41.95
STU751BH L/H Setback Point	£41.95

HELMAN CONTROLLERS

CF5A Sump Single Controller	£169.00
RMS Remote handset for above	£45.00

H.M.S. TRANSFERS

H1 L.M.S. gold loco and coach	£20.00
H2 L.M.S. yellow loco and coach	£20.00
H2A L.M.S. black style/Crews loco	£20.00
H3 L.M.S. loco lining	£20.00
H3A L.M.S. coach lining	£20.00
H4 L.N.E.R. green loco and coach	£20.00
H4A L.N.E.R. black loco and Gill Sands	£20.00
H5 L.N.E.R. loco lining	£20.00
H6 L.M.S. goods wagon lettering	£18.50
H7 G.W.R. loco and coach lettering	£20.00
H8 G.W.R. loco and coach lining	£20.00
H9 S.R. Maunsell loco and coach lettering	£20.00
H10 S.R. Bulleid loco and coach lettering	£20.00
H11 G.W.R. goods wagon lettering	£18.50
H12 L.N.E.R. goods wagon lettering	£18.50
H13 S.R. goods wagon lettering	£18.50
H14 BR steam loco and coach lettering	£20.00
H15 BR blue diesel and coach lettering	£18.50
H16 LMSR/WCS loco coach & wgn	£21.00
H17 LMSR/MP/SD/L/MCR gds lettering	£20.00
H18 N.E.R. loco and coach lettering	£21.00
H20 GB/NSR/MSR/HR/GNSR wgn lettering	£20.00
H22 B.R. mixed traffic/L.N.W.R. loco lining	£20.00
H24 MR/SDJR/LTSR/MGN loco & coach	£21.00
H25 B.R. pre-TOPS wgn numbers etc	£18.50
H26 B.R. pre-TOPS wgn instructions etc	£18.50
H31 Pullman crests, names and numbers	£21.00
H32 Pullman lining	£18.50
H40 G.N.R. coach lettering	£21.00

PARKSIDE WAGON KITS

PS14 BR Grampus Ballast wagon	£33.00
PS15 BR 21 Ton Mineral wagon	£33.00
PS16 LNER Loco Coal wagon	£33.00
PS17 BR 12 ton Pipe wagon	£33.00
PS23 GWR/BR 13 ton open wagon	£33.00
PS24 GWR/BR 12 ton unfitted van	£33.00
PS25 BR 24.5 ton mineral wagon	£33.00
PS26 GWR/BR 12 ton fitted van	£33.00
PS27 GWR/BR 12 ton open with tarp bar	£33.00
PS28 GWR/BR 12 ton plywood van	£33.00
PS29 GWR/BR Fruit van	£33.00
PS30 BR 16 ton mineral wagon	£33.00
PS31 BR 16 ton slope sided mineral	£33.00
PS32 BR 16 ton mineral (ex SNCF)	£33.00
PS33 BR 8 Plank wooden mineral	£33.00
PS42 LMS/BR 12 ton open wagon	£33.00
PS45 LNER/BR 12 ton goods van	£33.00
PS46 LNER/BR 12 ton fruit van	£33.00
PS49 GWR/BR Mica van	£33.00
PS100 SR/BR Banana van	£33.00
PS101 SR/BR Meat van	£33.00
PS104 BR 21 ton coal hopper	£33.00
PS106 SR/BR Cattle truck	£33.00
PS112 GWR/BR Gunpowder van	£33.00
PS114 LMS/BR Banana van	£33.00
PS115 LNER/BR Brake Van	£39.15

BACHMANN SCENECRAFT BUILDINGS

47040 Diesel Refuelling Point	£39.95
47047 Hampton Hill Platelayers Hut	£19.95
47203 Low Relief Corner Shop	£19.95
47004 Provender Store	£30.00
47009 Single Engine Shed	£60.00
47036 Sectional Lineside Hut	£20.50

NEW DAPOL 14/48/58xx

0-4-2T G.W.R. or B.R.
Available in various G.W.R. & B.R. liveries, autotitled or not, numbered or un-numbered, basic, DCC or DCC sound fitted.
BASIC RRP £225.00 OUR PRICE £191.25
Sound fitted RRP £400.00 OUR PRICE £345.00
Available late 2018 Reserve yours now

LIONHEART SUBURBAN COACHES

Fully finished superb quality with interior details and lights.
2 car 'B' set G.W.R. or B.R. 6 types RRP £470.50 OUR PRICE £399.99
4 car D set G.W.R. or B.R. 4 types RRP £823.50 OUR PRICE £699.99

NEW DAPOL SENTINEL Y1/Y3

LNER, LMS, GWR, B.R. or N.C.B.
Basic RRP £175.00 OUR PRICE £148.75
DCC fitted RRP £205.00 OUR PRICE £174.25
Sound fitted RRP £350.00 OUR PRICE £297.50
Available late 2018 Reserve yours now

DAPOL (EX LIONHEART) PANNIERS

64XX and 74XX G.W.R. or B.R.
List Price £399.00 OUR PRICE £340.00
Sound Fitted RRP £550.00 OUR PRICE £467.50

NEW DAPOL 57XX/8750 PANNIERS

57XX in BR & London Transport
8750 in GWR and BR Liveries
Basic Version RRP £235.00 OUR PRICE £199.75
Sound Fitted RRP £420.70 OUR PRICE £357.50
LT Livery £206.25 LT Livery with sound £364.00

NEW DAPOL 10 FOOT W.B. WAGONS

B.R. Open Wagons (various)
RRP £46.35 OUR PRICE £39.50
B.R. VEA, VBA, MEAT, INSULATED AND STANDARD VANS (12 TYPES)
RRP £49.95 OUR PRICE £42.50

NEW DAPOL

B.R. Standard 20T Brakevan 8 versions including Grey or Bauxite, numbered or un-numbered
RRP £79.95 OUR PRICE £67.95

DAPOL HEA & HAA COALWAGONS

4 Types of each
RRP £54.95 OUR PRICE £46.95
HAA'S Available Now - HEA'S Autumn

TOWER MODELS LIMITED

EDITION DAPOL WAGON SETS
Set of 6 Esso or Shell BP Tankers
RRP £324.48 OUR PRICE £275.00
Set Of Six Planked & Plywood Vans
RRP £299.70 OUR PRICE £255.00
ADVANCE ORDER YOURS NOW

NEW DAPOL B.R. MARK 1 COACHES

Available as CK, SO, SK and BSK in crimson & cream, S.R. green, blue & grey, chocolate & cream and maroon, numbered or un-numbered
Basic RRP £199.00 OUR PRICE £169.15
DCC fitted RRP £234.00 OUR PRICE £198.90
Available late 2018 Reserve yours now

DAPOL (EX LIONHEART) 45XX PRAIRIE

Superb quality fully finished with diecast body and excellent detail. Choice of six liveries, numbered and un-numbered.
RRP £495.00 OUR PRICE £420.75
Sound fitted RRP £550.00 OUR PRICE £552.50
Available mid 2018 Reserve yours now

DAPOL CLASS 121 & 122

Choice of 5 liveries
List Price £299.00 OUR PRICE £254.15
DCC Sound List Price £499.00 OUR PRICE £424.15
Available Late 2018 Reserve yours now

HELJAN CLASS 128 PARCELS RAILCAR

6 Versions
See website for details
RRP £599.00 OUR PRICE £475.00
Available NOW

NEW HELJAN CLASS 25/3

5 liveries available
RRP £525.00 OUR PRICE £425.00
Available late 2018
Reserve yours now

NEW HELJAN CLASS 117

3 Car D.M.U.
Available in a range of liveries from Cats Whiskers to N.S.E.
RRP £1100.00 OUR PRICE £875.00
Available late 2018. Reserve yours now.

NEW HELJAN CLASS 120

2 and 3 Car D.M.U.
Choice of blue or green liveries
2 car set RRP £800.00 OUR PRICE £640.00
3 car set RRP £1100.00 OUR PRICE £875.00
Available late 2018. Reserve yours now.

NEW HELJAN 61XX PRAIRIE TANK

HJ6100 6110 Great Western
HJ6101 6106 G.W.R.
HJ6102 6114 B.R. unlined black
HJ6103 6111 B.R. unlined green
HJ6104 6132 B.R. lined green
HJ6120 un-numbered Great Western
HJ6121 un-numbered B.R. unlined black
HJ6122 un-numbered B.R. unlined green
HJ6123 un-numbered B.R. lined green
HJ6124 5184 Great Western
HJ6125 4144 B.R. unlined black
HJ6126 5158 B.R. lined green
RRP £649.00 OUR PRICE £500.00
Available mid 2018 Reserve yours now
See our website for full details

NEW HELJAN 43XX MOGUL

7 standard versions in G.W.R. and B.R. all un-numbered and 3 limited editions numbered
List Price £779.00 OUR PRICE £630.00
Available 2018 Reserve yours now

HELJAN CLASS 45

3 liveries available
RRP £699.00 OUR PRICE £550.00
LAST FEW

NEW HELJAN CLASS 03

Several versions from original green to later blue
Price to be confirmed
See our website for details

NEW HELJAN CLASS 05

HJ2590 B.R. Plain Green
HJ2591 B.R. Green with chevrons early
HJ2592 B.R. Green with chevrons late
HJ2593 B.R. Blue with chevrons
HJ2594 CEGB Yellow
HJ2595 NCB Green
HJ2596 Industrial Maroon
RRP £395.00 OUR PRICE £315.00
AVAILABLE NOW

HELJAN READY TO RUN WAGONS

Class B tankers 4 types
VAA vans 4 types
OAA open wagons 5 types
RRP £84.95 OUR PRICE £70.00
Mix and match any ten for £65.00 each

NEW HELJAN CLASS 37

CENTRE HEAD CODE VERSION
Green with yellow ends
Blue large logo
Railfreight Coal Sector
Railfreight Petroleum
Railfreight Speedlink
RRP £599.00 OUR PRICE £475.00

HELJAN CLASS 40

B.R. Blue with yellow ends
RRP £649.00 OUR PRICE £500.00
Last few

HELJAN DIESEL DEPOT

Two Road Shed RRP £89.00 OUR PRICE £75.00
Extension Pack RRP £39.00 OUR PRICE £35.25
Spare Ends (3) RRP £19.00 OUR PRICE £16.00
See website for details and sizes

HELJAN DELTIC

Ltd Edition original green
RRP £599.99 OUR PRICE £475.00
LAST FEW

HELJAN AC RAILBUS CLEARANCE

Light green with speed whiskers
Dark green with yellow panel
List Price £495.00
SPECIAL OFFER £299.95

NEW HELJAN CLASS 52

Six versions available late 2018
RRP £599.00 OUR PRICE £475.00
RESERVE YOURS NOW

NEW HELJAN CLASS 50

Six liveries AVAILABLE LATE 2018
RRP £699.00 OUR PRICE £550.00
RESERVE YOURS NOW

HELJAN CLASS 25/1

Ltd Ed Plain Green
Green with yellow panel
Green full yellow ends
RRP £599.00 OUR PRICE £475.00

HELJAN BR PARCELS STOCK

G.U.V. available B.R. Parcels red, Express Parcels blue or S.R. green
BG available BR maroon, crimson & cream, chocolate & cream, Newspapers blue or Royal Mail red
RRP £325.00 OUR PRICE £250.00
Buy four or more, pay only £240.00 each
Stocks now running low

NEW HELJAN WAGONS

Heljan Dogfish & Catfish RRP £99.95
OUR PRICE £79.95 or £75.00 for 6 or more
Heljan Cargo Waggons RRP £189.00
Our price £155.00 each or £60.00 for any four

HELJAN CLASS 42

WARSHIP
Ltd Ed original green (no panel)
Green, yellow panel D527

Scale Link Ltd Announcement

It's time Bob slowed down!

Having supplied the modelling hobby for over 45 years and become an octogenarian, Bob has decided to offer parts of Scale Link for sale and to concentrate on fewer ranges than he supplies at present...

He will continue with MTH-trains, Omen Miniatures, Phoenix, Preiser and some others and also some products in OO-scale.

However, the Scale Link range of etched brass frets & whitmetal castings and the Scale Link WWI & WWII ranges are for sale...

So, please visit our stand at the Telford O-gauge exhibition (1st & 2nd September) and see what you may be able to save on existing stock items or to discuss any possible purchase of all or part of Scale Link Ltd.

As usual we will have some MTH items on the stand, including the LMS period 3 coaches in 4 different liveries and a few locos etc.

We will also have the Darstaed Mk1, 4-coach sets in all 5 liveries £750.00/set. Crocodiles/Weltrols & our remaining bogie tankers at £69.00...

Don't forget, we have lots of O-scale cars, vans, lorries & buses too!

Finally, thank you for your support since I started in November 1968 selling pre-owned model railway equipment as A & AW sales.

Wyatt & Tizard Ltd. followed in 1972 and became Wyatt's Model Railways Ltd. in 1979.

W&T Manufacturing (Birmingham) Ltd. started in 1973 and is still trading, making many of the castings for Scale Link's products!

Scale Link Company was started in 1979 by the late John Piper & purchased in 1991 by Scale Link Ltd., who grew the company over the past 27 years.

**Scale Link Ltd., 27 Applins Farm Business Centre, Farrington,
Blandford Forum, Dorset, DT11 8RA.
Tel: 01747 811817 | Email: info@scalelink.co.uk**

HARDER & STEENBECK



Available from
graphicair.co.uk
everythingairbrush.com
veteranus.co.uk
elementgames.co.uk
air-craft.net
graphicsdirect.co.uk
modellertools.co.uk
wargamestore.com
emodels.co.uk
scalemodelshop.co.uk
eileensemposium.com

PAINT EASY WITH HARDER

www.harder-airbrush.eu

GROW YOUR MODELLING EXPERIENCE



WITH THE HORNBY RAILROAD COLLECTION

The Hornby Railroad range provides a perfect entry into the exciting world of 00 gauge Hornby railway modelling. Carefully designed to be more robust, yet maintaining the attractive detailing and suitable liveries one would expect, the Hornby Railroad range is ideal for both the younger enthusiast and experienced modeller alike.



R3060 British Railways, Peppercorn A1 Class, 4-6-2, 60103 'Tornado' - Era 11



R3277 GWR, 3800 'County' Class, 4-4-0, 3835 'County of Devon' - Era 3



R3494 BR, Class 5MT 'Black Five', 4-6-0, 45025 - Era 5



R3586 BR, V 'Schools' Class, 4-4-0, 30935 'Sevenoaks' - Era 4



R3587 LMS, Class 3F 'Jinty', 0-6-0T, 7109 - Era 3



R3588 LNER, B17 Class, 4-6-0, 2864 'Liverpool' - Era 3



R3585 BR, Class 90, Bo-Bo, 90135 - Era 8



R3590 BR, Class 55, Co-Co, 9010 'The King's Own Scottish Borderer' - Era 5



R3591 BR, Class 73, Bo-Bo, E6002 - Era 5



R4353 BR, Mk. I Corridor Composite Coach - Era 4



R4525 GWR, Restaurant Coach - Era 3



R4526 GWR, Night Mail Coach (Operating) - Era 3



R4622 BR Intercity, Mk.2 Second Open Coach - Era 7



R4625 BR, Mk. I Parcels Coach - Era 5



R4626 BR, Mk. I Parcels Coach - Era 4



R4627 BR, Mk. I Tourist Second Open Coach - Era 5



R4628 BR, Mk. I Tourist Second Open Coach - Era 4



R4629 BR, Mk. I Tourist Second Open Coach - Era 5



R4630 BR, Mk. I Tourist Second Open Coach - Era 4



R4812 BR, Mk. I Corridor Composite Coach - Era 4



R4814 BR, Mk. I Corridor Brake Second Coach - Era 4

Visit www.hornby.com to find your nearest retailer or call **01843 233502** to place your order today.



THE HEREFORD MODEL CENTRE

SALES LINE
01432 352809

EMAIL US ON SALES@HEREFORDMODELS.CO.UK
www.herefordmodels.com

4 COMMERCIAL ROAD, HEREFORD, HEREFORDSHIRE, HR1 2BB
SHOP OPEN MON-SAT 9.00am-5.30pm

NEW RELEASES

7S-077-003	0 Gauge GWR 57xx.....	£199.75
7S-007-003U	" " unnumbered.....	£199.75
7S-007-005	0 Gauge BR 57xx.....	£199.75

DAPOL / OXFORD / HELJAN / DJM

OR76DG002	BR Early Dean Goods.....	£89.50
OR76AR005	Adams East Kent.....	£84.45
OR76AR006	Adams SR.....	£84.45
4D-011-001	GWR Railcar 12.....	£123.25
4D-011-002	BR Railcar W10.....	£123.25
4D-022-009	Class 68 Scotrail.....	£131.70
4D-022-010	Class 68 DRS.....	£131.70
4D-022-012	Class 68 Chiltern.....	£131.70
GV2013	Janus British Steel.....	£92.45
H1301	1361 GWR s.button.....	£122.45
H1302	1361 GWR.....	£122.45
H1303	1361 BR Early.....	£122.45
H1304	1361 BR Late.....	£122.45
DJM00J94-SPI	NCB J94.....	£99.75

HORNBY Steam Locomotives

R2784X	Mallard.....	£85.00
R3003	B17/6 Barnsley.....	£116.45
R3003X	B17/6 Barnsley DCC.....	£121.95
R3004	Serlby Hall.....	£116.45
R3004X	Serlby Hall.....	£133.45
R3017X	BR Patriot.....	£119.00
R3229	BR British Monarch.....	£119.25
R3235	D16/3 British Railways.....	£100.95
R3242A	K1 BR Early.....	£116.95
R3243B	K1 BR Late.....	£116.95
R3311	BR Schools.....	£119.45
R3318	B17/6 BR Gilwell.....	£116.45
R3325	J50 BR Early.....	£69.45
R3327	SR S15.....	£123.99
R3328	S15 BR Early.....	£123.99
R3329	BR Late S15.....	£123.99
R3333	BR Early Adams Radial.....	£107.95
R3334	BR Late Adams Radial.....	£107.95
R3335	LSWR Adams Radial.....	£107.95
R3380	J15 LNER.....	£96.90
R3381	J15 BR Early.....	£96.90
R3405	LNER J50.....	£78.50
R3407	BR J50.....	£78.50
R3411	S.R. S15.....	£125.95
R3413	S15 Late.....	£119.45
R3415	J15 BR Early.....	£99.45
R3416	J15 BR Late.....	£99.45
R3418	K1 BR Early.....	£114.45
R3419	SR 700 CLASS.....	£99.45
R3420	BR/L 700 CLASS.....	£99.45
R3421	BR/E 700 CLASS.....	£99.45
R3422	Adams SR.....	£109.45
R3423	Adams BR.....	£109.45
R3424	LNER Q6.....	£125.45
R3425	BR EARLY Q6.....	£125.45
R3426	BR Late Q6.....	£125.45
R3432	B12 BR Late.....	£127.95
R3445	West Country Camelford ...	£147.50
R3452	BR Grange.....	£119.25
R3455	GWR Star Class.....	£119.45
R3456	N15 BR.....	£137.45
R3457	SR Class T9.....	£116.45
R3463	52XX BR.....	£106.45
R3465	LNER Class N2.....	£82.95
R3468	BoB 603 Sqdn.....	£144.45
R3499	Hall Class BR Late.....	£72.45
R3586	BR Schools Class.....	£75.99
R3560	Q1 BR Late.....	£89.45
R3453	BR Black 5.....	£134.00
R3534	GWR King.....	£157.00
R3558	BR Late Royal Scot.....	£134.00
R3517	The Final Day LMS Scot ...	£149.00
R3385TTS	BR Black 5.....	£169.45
R3552	GWR Grange.....	£119.25

R3559	SR Q1.....	£89.45
R3566	BR Merchant Navy.....	£154.95
R3564	BR 8F with Fowler tender.....	£134.00
R3565	LMS 8F.....	£134.00
R3577	Sentinel graham.....	£58.00
R3588	LNER B17.....	£76.50

HORNBY

Diesel Electric Locomotives

R3161B	SR 2 BIL Green.....	£120.60
R3261	Network Class 08.....	£84.45
R3268	Class 67 Arriva.....	£122.90
R3283	Bagnall Shunter.....	£25.75
R3340	BR Green 2-Hal.....	£119.75
R3341A	BR Blue 2 HAL.....	£115.95
R3353	Sentinel Balfour Beatty.....	£49.45
R3343	FGW Class 08.....	£104.45
R3342	BR Class 08.....	£104.45
R3373	NRM Class 71.....	£134.95
R3374	BR Blue Class 71.....	£134.95
R3376	BR Green Class 71.....	£134.95
R3483	Sentinel Crossley.....	£51.45
R3484	Class 08 BR Green.....	£109.45
R3485	Class 08 Laira Blue.....	£109.45
R3573	Class 66 GBRF.....	£79.45

BACHMANN Steam Locomotives

31-014	Class 7F SDJR Black.....	£125.75
31-015	Class 7F LMS Black.....	£125.75
31-001	Robinson BR Late Crest.....	£94.99
31-003	Robinson LNER.....	£94.99
31-004A	Robinson BR Early.....	£118.95
31-088	BR Black Earl.....	£118.95
31-119	BR 4mt V/crest.....	£135.95
31-127	Class 3000 BR Early ROD.....	£118.45
31-128	BR ROD Weathered.....	£102.45
31-136DC	D11/2.....	£115.9
31-318A	LNER J11.....	£127.45
31-440	Ivatt 2mt BR Early.....	£110.45
31-691	BR Early Stanier Mogul.....	£135.95
31-690	LMS Stanier Mogul.....	£135.95
31-614	V3 BR Late.....	£110.45
31-615	V3 BR Early.....	£110.45
31-465	C Class BR.....	£93.46
31-626A	3F BR.....	£71.25
31-783	Fountains Hall BR.....	£114.70
31-932DC	BR Compound.....	£127.75

31-933	BR Compound Late Crest.....	£112.88
31-980	BR 3MT Green.....	£110.45
32-085	Class 56XX BR.....	£76.45
31-528A	A2 Pearl Diver.....	£144.45
32-227B	LMS 3F Jinty.....	£72.20
32-235	BR 3F Jinty.....	£80.70
32-279A	K3 LNER Black.....	£118.95
32-304A	GWR 2251.....	£97.70
32-882	Fairburn BR Late.....	£106.20
31-461A	C Class SR Black.....	£106.20
31-462A	C Class BR Early.....	£106.20
31-003A	Robinson LNER.....	£110.45
31-435	1F BR Early.....	£81.55
32-178A	LMS Crab.....	£123.20
32-176	BR Crab.....	£123.20
31-480	G2 LMS.....	£101.95
31-481	G2A BR Early weathered.....	£114.70
31-531	Class A2 Trimbush.....	£144.45
32-575A	LMS Ivatt 4MT.....	£114.70
32-353	4MT BR Green.....	£110.45
32-359A	4MT BR Early.....	£110.45
35-050	LNWR Coal tank.....	£101.95
35-051	LMS Coal Tank.....	£101.95
35-052	BR Early Coal Tank.....	£101.95

BACHMANN Diesel/Electric Locomotives

31-040	SWT Class 450.....	£271.95
31-041	SWT Class 450 Wthd.....	£297.45
31-266	MLV with yellow panel.....	£62.45
31-269	MLV Jaffa Cake.....	£83.26
31-575	Windhoff MPV NWR.....	£108.00
31-663	BR Class 47 L/L.....	£135.95
31-677	CL85 BR Blue.....	£85.99
31-679	Class 85 Electric Blue.....	£118.95
32-034A	Class 20 BR Grn wthd.....	£97.70
32-066	Class 43 Pegasus.....	£118.95
32-067	Class 43 Royal Oak.....	£118.95
32-786	Class 37 EWS.....	£106.20
32-928	Class 150 Sprinter.....	£135.95
32-937	Class 150 Centro.....	£127.45
32-992	Wickhams Trolley Yellow.....	£67.95
32-993	Wickhams Trolley Yellow.....	£67.95

Gauge Locomotives from Heljan and Dapol available. See website for details.

MAIL ORDER SERVICE

ALL PRICES VALID UNTIL 30.08.18

You must state these prices
when ordering

POSTAGE & PACKING RATES PER ORDER:

UK Standard Postage	£3.95p
UK Insured Postage and Packing Rate	£7.10p
UK Courier Transport and Packing Rate	£9.00p
Worldwide at cost. VAT free to non EC.	

**Train Sets/Packs and Controllers/Handsets

Postage charged at cost**

PRICES SUBJECT TO CHANGE WITHOUT NOTICE

***Please allow 7 days for clearance when paying
by cheque***

PLEASE QUOTE OUR SPECIAL PRICES

WHEN YOU VISIT US.

Credit Cards Welcome -

Visa, Mastercard, Maestro

Please state expiry date

**LARGE RANGE
OF PECO
PRODUCTS
ALWAYS IN STOCK**
See website for details

NEW

N Gauge Exclusive
Black Shell/ BP 15t TTA Tank
By PECO



Pristine	Weathered	Pack of 3	Pack of 3	All 6 Exclusive TTAs
£13.45	£14.25	Pristine	Weathered	£79.50
3 Numbers Available (5170, 5175, 5177)	3 Numbers Available (5169, 5172, 5178)	£39.60	£42.00	(3 Pristine & 3 Weathered)




We try hard to support DC modellers too...

The reality is, most of the products we make can also be used very effectively on DC layouts by DC modellers!

In fact, almost every single product that is related to the powering, connection or operation of point-work, control panel creation and layout control will reduce the DC modellers need for wiring, soldering and time use by 50 to 90 percent... and it may even end up costing less!

A simple example: Powering Solenoids

When used on DC with an appropriate power supply, ONE of our ADS-8sx 8-way Accessory decoders will power up to SIXTEEN Peco, Hornby, Seep or other solenoids very reliably as each output already has its own CDU build in and can quite comfortably power TWO solenoids.



You will not need to add micro-switches to the points either, as we already provide "frog power" switching in addition to direct connection terminals for LEDs or signals.

Control Panel creation is also easier, as with AD-S8sx, DC modellers can still control the solenoids with their preferred momentary switches or even choose to use stud-and-probe etc, while LED control is taken care of via the AD-S8sx LED outputs with no need for another LED power supply!

There are **MANY** more ways for a DC modeller to save time, cost & complexity with the DCCconcepts product range.

The best way to learn more is to visit us here in Settle, but if you can't manage that, please visit us on-line and then call us if you have any questions.

We are here to help and advise you 7 days per week, and we always have knowledgeable model railway experts here, ready to help with any subject at all.

**DCCconcepts Ltd., Unit E, The Sidings
Settle, North Yorkshire BD24 9RP UK**

We welcome modellers & knowledgeable, specialised dealers who care about their customers from all around the world.

Ph: +44 (0)1729 821 080 (7 days)

sales@dccconcepts.com

www.dccconcepts.com



WIGAN Model Railway Exhibition 2018

Incorporating the North West Festival
of Diesel & Electric Layouts



Kids go
FREE
when accompanied

Newhaven Harbour by WFRM²

Saturday 6th October 10am-5.30pm

Sunday 7th October 10am-4.30pm

Robin Park Leisure Centre, Loire Drive,
Wigan, WN5 0UH. Opposite DW Stadium.

Free vintage bus from Wigan NW Rail Station

£10 Admission with free guidebook

Accompanied children FREE

Discounted advance tickets available online



Wirral
Finescale
Railway Modellers

Organisers



Exhibition Sponsor

www.wiganfrm.co.uk

Opening Hours

10am - 5pm
Tuesday to Saturday
Closed Bank Holidays



Model Railways Direct Ltd

Retail Unit 2,
Phoenix Way
Portishead,
Bristol, BS20 7GP

Tel 01275 774 224

sales@modelrailwaysdirect.co.uk



MODEL RAILWAYS DIRECT

www.modelrailwaysdirect.co.uk

ANY SCALE



WOODLAND SCENICS®
The World Leader in Model Scenery



Fine Ballast **£4.89 £5.75**

- WB70 Fine Ballast Iron Ore
- WB71 Fine Ballast Dark Brown
- WB72 Fine Ballast Brown
- WB73 Fine Ballast Buff
- WB74 Fine Ballast Light Grey
- WB75 Fine Ballast Grey
- WB76 Fine Ballast Cinders



Medium Ballast **£4.89 £5.75**

- WB77 Medium Ballast Iron Ore
- WB78 Medium Ballast Dark Brown
- WB79 Medium Ballast Brown
- WB80 Medium Ballast Buff
- WB81 Medium Ballast Light Grey
- WB82 Medium Ballast Grey
- WB83 Medium Ballast Cinders
- WB94 Medium Ballast Grey Blend **£8.29**



Coarse Ballast **£4.89 £5.75**

- WB84 Coarse Ballast Iron Ore
- WB85 Coarse Ballast Dark Brown
- WB86 Coarse Ballast Brown
- WB87 Coarse Ballast Buff
- WB88 Coarse Ballast Light Grey
- WB89 Coarse Ballast Grey
- WB90 Coarse Ballast Cinders



Earth Colours Undercoat **£8.29 £9.75**

- WC128 Liquid Pigment Undercoat Green
- WC129 Liquid Pigment Undercoat Earth



Earth Colours **£6.59 £7.75**

- WC126 Liquid Pigment White
- WC127 Liquid Pigment Concrete
- WC128 Liquid Pigment Stone Grey
- WC129 Liquid Pigment Slate Grey
- WC120 Liquid Pigment Black
- WC122 Liquid Pigment Raw Umber
- WC123 Liquid Pigment Burnt Umber
- WC123 Liquid Pigment Yellow Ochre



Coal **£4.25 £5.00**

- WB92 Coal Mine Run
- WB93 Coal Lump




Fine Turf **£3.40 £4.00**

- WT41 Fine Turf Soil
- WT42 Fine Turf Earth
- WT43 Fine Turf Yellow Grass
- WT44 Fine Turf Burnt Grass
- WT45 Fine Turf Green Grass
- WT46 Fine Turf Weeds



Coarse Turf **£3.40 £4.00**

- WT60 Coarse Turf Earth
- WT61 Coarse Turf Yellow Grass
- WT62 Coarse Turf Burnt Grass
- WT63 Coarse Turf Light Green
- WT64 Coarse Turf Medium Green
- WT65 Coarse Turf Dark Green



Blended Turf **£6.59 £7.75**

- WT49 Blended Turf Green Blend
- WT50 Blended Turf Earth Blend




Underbrush **£4.89 £5.75**

- WFC134 Underbrush Olive Green
- WFC135 Underbrush Light Green
- WFC136 Underbrush Medium Green
- WFC137 Underbrush Dark Green
- WFC138 Underbrush Forest Green
- WFC139 Underbrush Forest Blend



Bushes **£4.89 £5.75**

- WFC144 Bushes Olive Green
- WFC145 Bushes Light Green
- WFC146 Bushes Medium Green
- WFC147 Bushes Dark Green
- WFC148 Bushes Forest Green
- WFC149 Bushes Forest Blend



Clump Foliage **£6.59 £7.75**

- WFC682 Clump Foliage Light Green
- WFC683 Clump Foliage Medium Green
- WFC684 Clump Foliage Dark Green



Foliage **£4.89 £5.75**

- WF51 Foliage Light Green
- WF52 Foliage Medium Green
- WF53 Foliage Dark Green
- WF54 Foliage Conifer Green
- WF55 Foliage Early Fall Mix
- WF56 Foliage Late Fall Mix



Foliage Clusters **£9.14 £10.75**

- WFC57 Foliage Clusters Light Green
- WFC58 Foliage Clusters Medium Green
- WFC59 Foliage Clusters Dark Green



Fine Leaf Foliage **£16.37 £19.25**

- WFI130 Fine Leaf Foliage Dark Green
- WFI131 Fine Leaf Foliage Medium Green
- WFI132 Fine Leaf Foliage Light Green
- WFI133 Fine Leaf Foliage Olive Green
- WFI134 Fine Leaf Foliage Dead Foliage
- WFI135 Fine Leaf Foliage Fall Mix



Tree Armatures **£14.24 £16.75**

- WTRI120 Deciduous Trees 3/4" to 2"
- WTRI121 Deciduous Trees 2" to 3"
- WTRI122 Deciduous Trees 3" to 5"
- WTRI123 Deciduous Trees 5" to 7"
- WTRI124 Pine Trees 2.5" to 4"
- WTRI125 Pine Trees 4" to 6"



Realistic Tree Kits **£13.39 £15.75**

- WTRI111 Deciduous 3/4" to 3" Med Green
- WTRI112 Deciduous 3" to 7" Med Green
- WTRI113 Pine 2 1/2" to 6" Forest Green



Earth Colour Kit **£16.37 £19.25**

- WC1215 Earth Colour Kit



Water

- WC1206 E-Z Water **£13.39 £15.75**
- WC1211 Realistic Water **£21.25 £25.00**
- WC1212 Water Effects **£14.88 £17.50**



Lichen **£9.99 £11.75**

- WLI61 Lichen Spring Green
- WLI62 Lichen Light Green
- WLI63 Lichen Medium Green
- WLI64 Lichen Dark Green
- WLI65 Lichen Autumn Mix
- WLI66 Lichen Natural



Field Grass **£4.25 £5.00**

- WFG171 Field Grass Natural Straw
- WFG172 Field Grass Harvest Gold
- WFG173 Field Grass Light Green
- WFG174 Field Grass Medium Green



Flowering Foliage **£4.25 £5.00**

- WF176 Flowering Foliage Yellow
- WF177 Flowering Foliage Purple



Adhesives & Accessories

- WS190 Scenic Glue **£7.44 £8.75**
- WS191 Scenic Cement **£8.29 £9.75**
- WS192 Scenic Sprayer **£4.25 £5.00**
- WS194 Canister Shaker **£4.25 £5.00**
- WS195 Hob-e-Tac Adhesive **£5.74 £6.75**



WC1203 Plaster Cloth **£9.99 £11.75**

**EXPORTS
VAT
FREE**

**FOR DELIVERIES OUTSIDE THE EU
WE WILL AUTOMATICALLY DEDUCT
VAT (20%) AND CALCULATE POSTAGE
CHARGES AT CHECKOUT.**

Prices valid for 28 days from magazine publication date and are valid for pre-orders made on or before this date, all items are subject to availability. All items are in stock or on order at time of producing advertisement, payment (except PayPal) will not be taken until items are dispatched. We regret that we are not able to accept cheques. Prices shown include VAT at 20%. Errors excepted.



UK POSTAGE £3.99

FAST, SECURE DELIVERY

Next Day delivery £7.95. Highlands, Islands are subject to a surcharge for large items and parcels over 1.8kg. Some oversized items may have to be shipped by courier. Postage charges are per shipment.

*Free UK Delivery excludes some areas including NI, Highlands & Islands



**LIVE
STOCK
INFO**

see the full range of
kits and building papers at...

www.superquick.co.uk



C6 Victorian Terrace House Fronts

**DIE-CUT
CARD KITS**

A5 Locomotive Shed (double track)

A16 Stone Bridge/Tunnel Entrance

**OUT
NOW**



A15 Blue Brick Bridge/Tunnel Entrance
(road bridge arrangement)

C01 Restaurant, Offis & Hotel



B24 Farmhouse



A14 Red Brick
Bridge/Tunnel Entrance

**NO PRINTING
REQUIRED**



C5 Victorian Terrace House Backs



A13 Asst Plant

Fine OO/HO detail from...

SUPERQUICK
MODEL KITS

Available from all good model shops & online NOW!



CRKEY!

- Fast, easy to use website!
- Clear live stock levels!
- Unbelievably fast dispatch!
- Legendary rapid low cost UK delivery!
- Free delivery on orders over £100!
- Award winning customer service!
- And now...



We constantly compare
our prices to ensure that
you get the best deal at
Track-shack.com

2018
**Gold
Trusted
Service**
★★★★★
feefo

PECO

**GRAHAM
FARISH**
By Bachmann

BACHMANN
BRANCH-LINE

WOODLAND SCENICS

HORNBY

WILLS-KITS

**PARKSIDE
PECO
MODELS**

**PLASTIC
RATIO
MODELS**

dapol
Model Railway Company

METCALFE
Models & Toys Ltd

**OXFORD
RAIL**

www.track-shack.com

Tel: 0330 0885759 UK local rate call

Or visit us in-store at

Units 4-8 Olive Court, Ramsay Road,
Peel, Isle of Man IM5 1RH

Selling your model railways?

Warwick and Warwick have an expanding requirement for early to modern collections of British and Foreign trains and train sets from large accumulations to items of individual value. Our customer base is increasing dramatically and we need an ever larger supply of quality material to keep pace with demand. The market has never been stronger and if you are considering the sale of your collection, now is the time to act.



FREE VALUATIONS - We will provide a free, professional valuation of your collection, without obligation on your part to proceed. Either we will make you a fair, binding private treaty offer, or we will recommend inclusion of your property in our next public auction.

FREE TRANSPORTATION - We can arrange insured transportation of your collection to our Warwick offices completely free of charge. If you decline our offer, we ask you to cover the return carriage costs only.

FREE VISITS - Visits by our valuers are possible anywhere in the country or abroad in order to assess more valuable collections. Please phone for details.

ADVISORY DAYS - We are staging a series of advisory days and will be visiting the following towns within the next few weeks:

Workington, Rochdale, Salisbury, Basingstoke, Gloucester, Belfast, Bingley, Barnsley, Daventry, Burton on Trent, Buckingham, Penrith, Chorley, Reading, Haywards Heath, Bromley, Crewe and Folkestone.

Please visit our website or telephone for further details.

EXCELLENT PRICES - Because of the strength of our customer base we are in a position to offer prices that we feel sure will exceed your expectations.

ACT NOW - Telephone or email Richard Beale today with details of your property.



Get the experts on your side!



Warwick & Warwick

AUCTIONEERS AND VALUERS
www.warwickandwarwick.com

Warwick & Warwick Ltd., Chalon House, Scar Bank,
Millers Road, Warwick CV34 5DB England

Tel: (01926) 499031 • Fax: (01926) 491906
Email: richard.beale@warwickandwarwick.com

Scaleforum 2018

What skills do you want to learn?*

Starting in finescale?

Coach construction?

Scenery?

Templot?

Track building?

Loco chassis?

*** And there are some exceptional layouts as well...**

22 & 23 September

Stoke Mandeville Stadium, Aylesbury, HP21 9PP

Weekend admission

Adults £10.00

Scalefour members £8.00

HORNBY MAGAZINE'S GUIDE TO LAYOUT CONSTRUCTION

HORNBY magazine **SKILLS GUIDE**
LAYOUT CONSTRUCTION

www.keypublishing.com www.hornbymagazine.com USA \$15.99 Aus \$14.95 CAD \$19.99 UK £6.99

BUILD YOUR DREAM RAILWAY!

FROM PLANNING TO BASEBOARDS AND SCENERY

WE SHOW YOU HOW!

18
MODELLING GUIDES

Design • Planning • Baseboards • Electrics • Digital basics
Track laying • Point motors • Ballast • Platforms • Scenery

Building a model railway is an enthralling process filled with opportunity and creativity.

JUST £6.99

In Hornby Magazine's latest Skills Guide the team take modellers through the process of building a model railway from the basics of choosing a scale through planning and design to laying track, building scenery and even the final details. This 132-page publication will become an essential workbench manual for modellers of all abilities.



ORDER DIRECT

£6.99 PLUS FREE P&P *

*Free 2nd class P&P on all UK & BFPO orders. Overseas charges apply.

Free P&P* when you order online at www.keypublishing.com/shop

OR

Call UK: 01780 480404
Overseas: +44 1780 480404

Monday to Friday
9am-5:30pm

635/18

• SUBSCRIBERS CALL FOR YOUR £1.00 DISCOUNT! • SUBSCRIBERS CALL FOR YOUR £1.00 DISCOUNT! •

BURE VALLEY MODELS

www.burevalleymodels.com

Check out our Hornby prices...

R3161B	SR 2-BIL Southern 2147	£99.00
R3177	SR 2-BIL 2 Car Emu Pack NRM	£99.00
R3257	BR 2-BIL 2019 BR Green	£110.00
R3259	BR 2-BIL - BR Blue Number 2090 - NRM Edition	£97.50
R3371	Railroad LNER A4 Mallard Garter Blue	£83.00
R3374	BR Class 71 BR Blue 71012	£99.00
R3385TTS	BR Black 45116 BR Black Early TTS Sound	£150.00
R3407	BR J50 68959 BR Black Early Crest	£69.00
R3415	BR Class J15 65477 BR Black Early	£90.00
R3417	BR K1 2-6-0 BR Black late 62065	£105.00
R3418	BR K1 "British Railways" 62006	£105.00
R3433	LNER D16/3 Claud Hamilton 8900 LNER Green	£99.00
R3453	Black 5 45274 BR Black Late Crest	£130.00
R3484	Class 08 Shunter BR Green No. 13363	£107.00
R3494	RailRoad BR 4-6-0 '45025' 'Black 5' Class 5MT	£77.50
R3517	The Final Day Royal Scot "Seaforth Highlander"	£140.00
R3520	Brittannia Pacific 70007 Coeur De Lion	£135.00
R3525	BR Battle of Britain Sir Archibald Sinclair	£130.00
R3527	SR N15 King Arthur 742 Camelot Sunshine Livery	£130.00
R3531	BR M7 0-4-4T 30129 BR Black Late Crest	£113.00
R3546	BR B12 4-6-0 BR Black Early 61576	£120.00
R3557	LMS Royal Scot 6126 Royal Army Service Corps	£125.00
R3564	BR 8F 2-8-0 BR Black Late Crest Fowler Tender 48045	£115.00
R3566	Rebuilt Merchant Navy 35014 Nederland Line BR Early	£129.00
R3588	RailRoad LNER 4-6-0 'Liverpool' Class B17	£72.00
R3617	Rebuilt Merchant Navy 35030 Elder Dempster Line	£125.00
R3665	Chiltern Class 121 DMU BR Green	£52.00



Shop open 7 days a week 9am to 5pm
Aylsham Station, Norwich Road, Aylsham, Norfolk, NR11 6BW
01263 733858 shop@bvr.co.uk

Postage £5.00 per order to UK destinations. All major credit cards accepted.

SALE SALE SALE SALE SALE SALE SALE SALE



HORNBLY:	
R3230	7524 LNER Bk ...£100.00
R3235	E2524 Brit Rail ...£100.00
R3242	62015 BR Early ...£115.60
R3303	62581 BR Early (W) ...£100.00
HELJAN:	
1600	D8400 BR Green ...£105.00
1601	D8401 BR Green SYP ...£105.00
2302	D5908 Green Full Yel ...£90.00
2322	D5905 BR Green ...£101.00
2323	D5909 Green (W) ...£109.00
2608	D5339 Green SYP ...£91.50

BACHMANN:	
31-932	DC40934 BR early ...£111.50
31-933	41157 BR Late ...£102.50
32-067	842 BR Blue ...£108.00
FARISH:	
372-185	46236 BR Black ...£118.00
372-386	60537 BR Gm Early ...£123.00
372-388	60532 BR Gm Late ...£123.00
377-802	Nuclear Flask ...£22.00

All subject to availability
UK P&P from £4.20 per order

We also stock 00 & N gauge from Bachmann, Base Toys, Britbus, Classix, Dapol, Dornaplas, EFE, Farish, Gagemaster, Heljan, Hornby, Humbrol, Kestrel, Metcalfe, Modelscene, Oxford Diecast, P.Dundas (N), Peco, Plastruct, Ratio, Superquick, Wills, Woodland Scenic & Deluxe Materials.

ONLINE SHOP www.churchstreetmodels.co.uk

Monday - Saturday 09.30-17.30 • Closed Tues & Bank Hols • Closed 24th & 25th August

Church Street Models, 10A, Church Street, Basingstoke, Hants, RG21 7QE

01256 358060 • Mail Order Welcome

A C Models


Tel: 02380 610100 www.acmodelseastleigh.co.uk

We have now expanded to number 9 High Street
and our Spares Department & Games Workshop at number 7 is now open
Visit us at www.acmodelsparcs.co.uk.

New R/C Dept now open

Your one stop shop for the model enthusiast, selling brand new and near new model trains, slotcars, sets, and diecast toys at very special prices direct from our website or our shop in Eastleigh.

Stockists of



and much more

7/9 High Street, Eastleigh, Hants SO50 5LF

email: info@acmodelseastleigh.co.uk Closed Weds, Sun.

DCC concepts

Cobalt-SS

Cobalt-SS. The ultra-small motor drive turnout motor, ready to go "as is" to use with DC or DCC.

So small that it can be almost hidden in the ballast, yet strong enough for all common scales. Very stable stepper motors provide the drive power... and all motor connections are plug-and-play.


Cobalt-SS works with all common scales & gauges.

All you will need is in every pack. Each output on the control board is able to operate a full crossover.

This picture of Cobalt-SS is presented here full size



RESET TO DEFAULT
CONNECT TO DC OR DCC
RESET TO DEFAULT



COBALT-SS THROW ADJUSTMENT CONTROL
THROW ADJUSTMENT INDICATOR LEDs
CONNECT TO DC OR DCC
THROW ADJUSTMENT INDICATOR LEDs
COBALT-SS THROW ADJUSTMENT CONTROL


DCCconcepts Ltd., Unit E, The Sidings, Settle, North Yorkshire, BD24 9RP, UK

We welcome modellers in all scales and prototypes... and those knowledgeable, specialised dealers who learn about the products they sell and care about their customers from all around the world.

Ph +44 (0) 1729 821 080 * sales@dccconcepts.com * www.dccconcepts.com

C & L FINESCALE TRACK BUILDING SYSTEMS

TRACK BUILDING MATERIALS FROM
C & L FINESCALE AND BRITISH FINESCALE
FINETRACK SYSTEM



Ranges in 2MM, 4MM, OO, EM P4,
and 7MM O Gauge

We have a growing range of O Gauge products from
the following suppliers



Office hours 10.00 to 14.00 Monday, Tuesday, Thursday,
14.00 to 19.00 Wednesday - Closed Friday

For current exhibition listing please check our website.

Telephone **01372 748490**

www.finescale.org.uk

C & L Finescale Track Building Systems Ltd
125 Reaver House, 12 East Street, Epsom KT17 1HX

CARNFORTH MODELS

N Gauge – OO Gauge – O Gauge – SM32 – 45mm – Paints –
Plastics – Scenery

Home of
Pendle Valley Workshop

**MORE Busy Bodies
available in September**



20 Minutes
FREE
parking

Opening times

10:00am – 4:30pm

**Located on Carnforth
Station**

01524 730101

Find us on Facebook

SHIPLEY 2018

40th Anniversary Exhibition

Three Floors of Top Quality Layouts

Refreshments and Free Car Parking Website: www.shipleymrs.org.uk

Including:

CALLATON (2FS)

DER STEINBRUCH (HO)

LEICESTER SOUTH (OOFS)

KINGSBEY (OO)

ST. GEORGE'S DOCK (O)

STALY VEGAS (N)

THE DEPOTS, ROSEDALE EAST (EM)

**BAILDON RECREATION CENTRE
SHIPLEY WEST YORKSHIRE BD17 5JH**

Sponsored by Frizinghall Models & Railways



**Saturday 15th September 10am to 5pm
Sunday 16th September 10am to 4pm**



CARRIAGE & WAGON MODELS



Now in Shakespeare Colliery (Dover) Pristine & Weathered Ltd Edn Wagons £12.95 + P&P exclusive to us by **Dapol**

Custom Made Bulleid Pacific's

(Renamed Renumbered, weathered).

New Hornby Coaches R4845 to R4848 and R4717A to E4720A

Quality Pre owned Makes Inc Bachmann & Heljan

See us at Medway & Faversham Model Railway Exhibitions
1st & 2nd and 8th & 9th September

Greg TEL: 01233 633295 • MOB: 07757 342525

Email: Carriagew@yahoo.co.uk

www.carriageandwagonmodels.co.uk

Fed up with excuses? **Call Andy Harris for help with DCC that you can trust**



Call Andy; **he solves problems for modellers and fits DCC in 0 and 00, and other scales.**

He'll guide you in the confusing world of DCC.

Independent, FREE advice on what to do . . .

. . . and not to do.

DCC is not cheap - go for quality

Top-class Sound and Lighting Fully-guaranteed

Our service may not be the cheapest . . . but it is reliable

We supply market-leading ECoS controllers and install **decoders, sound and lighting** using components from all main manufacturers, including ESU LokSound equipment.

Don't pay for obsolete parts—we fit only fully-capable components from a leading supplier.



DCC Fitting Limited

01934 510262

Strictly 8.30 am to 8 pm Monday to Saturday
12 Hanover Close Weston-super-Mare BS22 7UJ

www.dccfitting.co.uk E-mail mail@dccfitting.co.uk

CR Signals

N Gauge Locomotives

DCC Sound conversions

Wagon & Coach conversions



Lights

Signals

Trackside


DCC Control

07908-814059

info@crsignals.com

Follow us on  Facebook

www.crsignals.com



TRACK LOADS OF FUN

FOR OPENING TIMES SEE WEBSITE OR LEAFLETS

TEL: 01884 855671

www.devonrailwaycentre.co.uk

BICKLEIGH • TIVERTON • DEVON • EX16 8RG

O GAUGE FOCUS

To advertise in Hornby Magazine contact Elizabeth Ridge
elizabeth.ridge@keypublishing.com

LCUT creative www.lcut.co.uk
CONTACT@LCUT.CO.UK
HOME OF MODULAR LASER CUT BUILDING KITS AND SUPPLIES
CONTACT US FOR YOUR FREE PRINTED PRODUCTS CATALOGUE!
NEW ARRIVALS IN OUR O GAUGE RANGE



£4.49 £4.99 £16.99

PLATFORM EDGING ALSO AVAILABLE SEPARATELY L&CR/LMS SIGNAL BOX
OTHER SIGNAL BOXES, STATIONS, ENGINE SHEDS, BRIDGES,
AND LINESIDE BUILDINGS AVAILABLE IN O AND OO GAUGES
SEE US AT THE TELFORD O GAUGE SHOW IN SEPTEMBER!

**MSC Models
Motors &
Gearboxes**
for gauge 0, and gauge 1
4 types of motor with
various ratio
gearboxes for
3/16" and 1/4" axles.
See web site
or Phone 0208 397 2415 or
email mscmodels@gmail.com
MSC Models is part of
Tolworth O Gauge Group

**Build 0 in OO space?
Model
Early Railways!**



Parliamentary Trains
17 New Street, St David's,
SA62 6SW
www.parlytrains.co.uk
0771508085

NICK TOZER
RAILWAY BOOKS
BOUGHT AND SOLD
Free railway book search
service
See you at Telford 1st/2nd
September 2018
155 Church Street, Paddock,
Huddersfield HD1 4UJ
Telephone 01484 518159
Email: nick@railwaybook.com
Website: www.railwaybook.com
Visit our shop
Open Tue/Wed 11.00 - 17.00
+ Thu 14.00 - 20.00

**ROGER CARPENTER
PHOTOGRAPHS**
COME AND SEE ME AT TELFORD
**A COMPREHENSIVE
SELECTION OF SUBJECTS**
• Mostly postcards featuring locomotives,
trains, stations/lineside and rolling stock circa
1890's - 1970's.
• Minor/Light/Industrial, continental bus/
tramway views.
• Selection of photographs/lists from the lens
of Sutton Photographic collection.
• Small collection of specialist publications.
• Small selection of 7mm scale etched fittings
and kits by N Brass Models.

01214 308769

**Northants Model
Railway Supplies**
Manufacturer of
O Gauge 1:43 scale
models and
accessories
42 Dunster Street
Northampton
NN1 3JY
Tel: 01604 631977
email: nmrs-models@btconnect.com
www.nmrs-models.co.uk

Roxey Mouldings
Just about everything you need for O
Gauge. Kits for locos, coaches, wagons
platform and lineside detailing. Motors,
gears, wheels, couplings, sprung buffers,
plus etched, turned and cast accessories.
Roxey Mouldings
58 Dudley Road, Walton-on-Thames,
Surrey KT12 2JU. Tel: 01932 245439
Email: dave@roxeymouldings.co.uk
Online Shop: roxeymouldings.co.uk



PETITE PROPERTIES
NEW 2mm STREET SCENES
LOW RELIEF
+ 360° **1:148 kits from £3.50**
2mm, 4mm & 7mm building Kits!
01526 328 738
www.petite-properties.com



SCENIC - SOLUTIONS
Commissions for Dioramas and scenic
features
Manufacture and supply *Scotia Design*
Models plaster castings
Road Bridges Boundary Walls
Embankment Walls Platform Edging
Rail Bridges Cattle Docks
Tunnel Portals Multi-Arch Bridges
**AND
MUCH
MORE!**
e-mail enquiries: scenicsolutions@yahoo.co.uk
Browse and Order online
See our Catalogue and current price list -
www.scenic-solutions.co.uk



**SLATER'S
PLASTIKARD**
The original and
the best!
Slater's Plastikard introduced the original
styrene modelling material to this country; the
name is often used to describe our competitors,
but ours is still the best and we have the most
comprehensive range. The sheet material
(Plastikard) is available in white or black in
thicknesses from 20thou (0.5mm) to 60thou
(1.5mm), with white also in 10thou (0.25mm) and
80thou (2mm). All in a variety of sizes. Coloured
sheets are available in 20thou (0.5mm) thick.
Microstrip, rod and embossed sheets (brickwork,
stonework, tiles and others) are available too. The
best adhesive for these is our own **Mek-Pak**.
www.slatersplastikard.com
Telephone: 01629 734053

**Skytrex Model
Railways**
O Gauge Resin and white metal building
kits and scenic accessories
Unit 1 Charnwood
Business Park
North Road
Loughborough
Leicestershire
LE11 1LE
tel: 01509 213789
www.ogauge.co.uk
Low-Relief scenic
backdrops



**HORNBY
magazine**
**OCTOBER
ISSUE**
COPY DEADLINE:
Wednesday 22nd August
ON SALE:
Thursday 13th September

Opening Hours

10am - 5pm
Tuesday to Saturday
Closed Bank Holidays



Model Railways Direct Ltd

Retail Unit 2,
Phoenix Way
Portishead,
Bristol, BS20 7GP

Tel 01275 774 224

sales@modelrailwaysdirect.co.uk



MODEL RAILWAYS DIRECT

www.modelrailwaysdirect.co.uk

N GAUGE

N GAUGE

Code 80 Rail



PECO N Gauge Streamline Code 80

SL-300	Flexible Track® Wooden Sleeper Nickel Silver	£2.64
SL-300(25)	Flexible Track® Wooden Sleeper Nickel Silver Pk 25	£71.00
SL-302	Flexible Track® Concrete Sleeper Nickel Silver	£2.80
SL-302(25)	Flexible Track® Concrete Sleeper Nickel Silver Pk 25	£70.00
SL-384	Catch Point Right Hand	£6.32
SL-385	Catch Point Left Hand	£6.32

PECO N Gauge Streamline Code 80 Insulfrog

SL-386	Curved Turnout Right Hand	£11.08
SL-387	Curved Turnout Left Hand	£11.08
SL-388	Large Radius Turnout Right Hand	£11.08
SL-389	Large Radius Turnout Left Hand	£11.08
SL-393	Short Crossing	£9.24
SL-394	Long Crossing	£10.08
SL-395	Medium Radius Turnout Right Hand	£9.88
SL-396	Medium Radius Turnout Left Hand	£9.88
SL-397	Medium Radius Y Turnout	£9.88

PECO N Gauge Streamline Code 80 Electrofrog

SL-E386	Curved Turnout Right Hand	£11.16
SL-E387	Curved Turnout Left Hand	£11.16
SL-E388	Large Radius Turnout Right Hand	£11.16
SL-E389	Large Radius Turnout Left Hand	£11.16
SL-E395	Medium Radius Turnout Right Hand	£9.96
SL-E396	Medium Radius Turnout Left Hand	£9.96
SL-E397	Medium Radius Y Turnout	£9.96

N GAUGE

Code 55 Rail



PECO N Gauge Streamline Code 55 Fine

SL-300F	Flexible Track® Wooden Sleeper Nickel Silver	£3.16
SL-300F(30)	Flexible Track® Wooden Sleeper Nickel Silver Pk 30	£94.80
SL-302F	Flexible Track® Concrete Sleeper Nickel Silver	£3.36
SL-302F(30)	Flexible Track® Concrete Sleeper Nickel Silver Pk 30	£100.80

PECO N Gauge Streamline Code 55 Fine Insulfrog

SL-380F	Single Slip	£36.12
SL-390F	Double Slip	£37.80
SL-394F	Long Crossing	£10.52

N GAUGE

PECO N Gauge Streamline Code 55 Fine Electrofrog

SL-E386F	Curved Turnout Right Hand	£11.96
SL-E387F	Curved Turnout Left Hand	£11.96
SL-E388F	Large Radius Turnout Right Hand	£11.96
SL-E389F	Large Radius Turnout Left Hand	£11.96
SL-E380F	Single Slip	£37.40
SL-E383F	Scissors Crossing	£64.68
SL-E390F	Double Slip	£39.08
SL-E391F	Small Radius Turnout Right Hand	£9.72
SL-E392F	Small Radius Turnout Left Hand	£9.72
SL-E393F	Short Crossing	£9.88
SL-E394F	Long Crossing	£10.72
SL-E395F	Medium Radius Turnout Right Hand	£10.80
SL-E396F	Medium Radius Turnout Left Hand	£10.80
SL-E397F	Medium Radius Y Turnout	£10.92
SL-E399F	Asymmetric Three Way Turnout	£29.60

OO GAUGE

OO / HO

Code 100 Rail



PECO OO / HO Streamline Code 100

SL-100	Flexible Track® Wooden Sleeper Nickel Silver	£3.12
SL-100(25)	Flexible Track® Wooden Sleeper Nickel Silver Pk 25	£78.00
SL-102	Flexible Track® Concrete Sleeper Nickel Silver	£3.08
SL-102(25)	Flexible Track® Concrete Sleeper Nickel Silver Pk 25	£77.00
SL-184	Catch Point Right Hand	£8.76
SL-185	Catch Point Left Hand	£8.76

PECO OO / HO Streamline Code 100 Insulfrog

SL-80	Single Slip	£31.72
SL-86	Large Radius Curved Turnout Right Hand	£13.40
SL-87	Large Radius Curved Turnout Left Hand	£13.40
SL-88	Large Radius Turnout Right Hand	£12.60
SL-89	Large Radius Turnout Left Hand	£12.60
SL-90	Double Slip	£34.80
SL-91	Small Radius Turnout Right Hand	£9.96
SL-92	Small Radius Turnout Left Hand	£9.96
SL-93	Short Crossing	£9.20
SL-94	Long Crossing	£10.76
SL-95	Medium Radius Turnout Right Hand	£11.08
SL-96	Medium Radius Turnout Left Hand	£11.08
SL-97	Small Radius Y Turnout	£10.20
SL-98	Large Radius Y Turnout	£11.80
SL-99	Medium Radius 3 Way Turnout	£27.92

OO GAUGE

PECO OO / HO Streamline Code 100 Electrofrog

SL-E86	Large Radius Curved Turnout Right Hand	£13.48
SL-E87	Large Radius Curved Turnout Left Hand	£13.48
SL-E88	Large Radius Turnout Right Hand	£12.68
SL-E89	Large Radius Turnout Left Hand	£12.68
SL-E91	Small Radius Turnout Right Hand	£10.04
SL-E92	Small Radius Turnout Left Hand	£10.04
SL-E95	Medium Radius Turnout Right Hand	£11.16
SL-E96	Medium Radius Turnout Left Hand	£11.16
SL-E97	Small Radius Y Turnout	£10.28
SL-E98	Large Radius Y Turnout	£11.88
SL-E99	Medium Radius 3 Way Turnout	£28.00

OO / HO

Code 75 Rail



PECO OO / HO Streamline Code 75 Fine

SL-100F	Flexible Track® Wooden Sleeper Nickel Silver	£3.20
SL-100F(25)	Flexible Track® Wooden Sleeper Nickel Silver Pk 25	£80.00
SL-102F	Flexible Track® Concrete Sleeper Nickel Silver	£3.28
SL-102F(25)	Flexible Track® Concrete Sleeper Nickel Silver Pk 25	£82.00
SL-104F	Flexible Track® Steel Sleeper Nickel Silver	£3.28
SL-104F(25)	Flexible Track® Steel Sleeper Nickel Silver Pk 25	£82.00
SL-106F	Flexible Track® Concrete Bi-Block Sleeper	£3.36
SL-106F(25)	Flexible Track® Concrete Bi-Block Sleeper Pk 25	£84.00
SL-184	Catch Point Right Hand	£9.00
SL-185	Catch Point Left Hand	£9.00

PECO OO / HO Streamline Code 75 Fine Insulfrog

SL-180	Single Slip	£35.92
SL-190	Double Slip	£38.64
SL-193	Short Crossing	£9.96
SL-194	Long Crossing	£11.00

PECO OO / HO Streamline Code 75 Fine Electrofrog

SL-E1095	Medium Radius Turnout RH with Concrete Sleepers	£13.56
SL-E1096	Medium Radius Turnout LH with Concrete Sleepers	£13.56
SL-E180	Single Slip	£36.40
SL-E186	Curved Turnout Right Hand	£13.80
SL-E187	Curved Turnout Left Hand	£13.80
SL-E188	Large Radius Turnout Right Hand	£13.40
SL-E189	Large Radius Turnout Left Hand	£13.40
SL-E190	Double Slip	£39.00
SL-E191	Small Radius Turnout Right Hand	£11.08
SL-E192	Small Radius Turnout Left Hand	£11.08
SL-E193	Short Crossing	£10.85
SL-E194	Long Crossing	£11.72
SL-E195	Medium Radius Turnout Right Hand	£12.20
SL-E196	Medium Radius Turnout Left Hand	£12.20
SL-E197	Small Radius Y Turnout	£11.80
SL-E198	Large Radius Y Turnout	£13.00
SL-E199	Asymmetric Three Way Turnout	£30.20

EXPORTS
VAT
FREE

FOR DELIVERIES OUTSIDE THE EU
WE WILL AUTOMATICALLY DEDUCT
VAT (20%) AND CALCULATE POSTAGE
CHARGES AT CHECKOUT.

Prices valid for 28 days from magazine publication date and are valid for pre-orders made on or before this date, all items are subject to availability. All items are in stock or on order at time of producing advertisement, payment (except PayPal) will not be taken until items are dispatched. We regret that we are not able to accept cheques. Prices shown include VAT at 20%. Errors excepted.



UK POSTAGE £3.99
(*Flexible Track £7.95)
FAST, SECURE DELIVERY

Next Day delivery £7.95. Highlands, Islands are subject to a surcharge for large items and parcels over 1.8kg. *Some oversize items may have to be shipped by courier. Postage charges are per shipment.



LIVE
STOCK
INFO

**A FANTASTIC TWO DAY EVENT
IN O GAUGE - A GREAT SHOW
FOR ALL RAILWAY MODELLERS**

GUILDEX2018

Telford International Centre

St. Quentin Gate, TELFORD, Shropshire TF3 4JH

Saturday 1st September 10.00-17.00

Sunday 2nd September 10.00-16.00

**Visiting layouts Demonstrators
Bring & Buy 120+ traders**



ADMISSION

MEMBERS £10 NON MEMBERS £15

ALL TICKETS ARE FAMILY TICKETS THEY ALSO ADMIT
PARTNER & TWO CHILDREN U16



Advance tickets from: Alan Jones,
8 Upper Coltbridge Terrace, Murrayfield, Edinburgh EH12 6AD

Find out why so many modellers are moving to O gauge

More info at www.gauge0guild.com



Sig-naTrak®

Model railway electronics by GFB Designs

Our DCC controller - updated - more features!



- ★ Up to 9999 train and 2044 accessory addresses
- ★ Trains and accessories can be named
- ★ Easy to use - elegant, clearly-labelled touch keys - clear, colour graphical display
- ★ Drive from the touch panel, or optional handsets
- ★ USB interface for updating AND computer control
- ★ Generous 5A output!

£249.00

The ACE-2 (DCS2044-2H)

NMRA-compliant DCC controller with full decoder programming and reading functions. Interfaces for XpressNet and LocoNet under development! Compact: only 220x150x45mm!

and for accessories.....

£16.00

The IMP (part no: DSI1001)

Servo controller - DCC or DC.

£28.00

The GEM (part no: DPD2001)

Point motor - DCC or DC.

£19.00

The DRIVER

(BHS1204)
ACE Handset.

See website or send large-letter SAE for more details. (prices inc. VAT, p+p extra)

GFB Designs - WE put YOU in control!

Layout control modules - DCC or LocoNet™

DAC20 Accessory Decoder - 8 outputs, built-in CDU. **£65.00**

SIGM20 Colour-light Signal Controller - 6 or 8 outputs. **£54.00**

DTM30 Digital Tower Master - 30 inputs & outputs. **£63.00**

DSS1 Loco Shuttle - automatic train running sequences. **£60.00**

TXC1 Turntable Controller - automatic indexing. **£80.00**

MSC8 Scenery Animator - control lights, motors & servos. **£30.00**

67 Boddens Hill Road, Stockport, SK4 2DG

Tel: 0161 883 2022; fax: 0161 883 2077

(Callers by appointment only, please.)

Email: info@signatrak.co.uk; Web: www.signatrak.co.uk

GRIMY TIMES

**MODEL
RAILWAYS**

www.grimytimes.co.uk

187 Orford Lane, Warrington, Cheshire WA2 7BA

Open daily 10am-5.00pm Closed Sundays & Mondays

01925 632209

07921 830484



The Home of Grimy Times Weathering

- Excellent range of products and very competitive prices.
- Weathering, Renumbering & Renaming Service.
- Displays of pre-weathered locomotives for sale.
- Advice from professional railway modellers.
- DCC fitting service / Repairs & Servicing.



**Sankey
Scenics**

Over 800 different packs of
Quality Signage & Titled Trains



COACH DESTINATION BOARDS

GENERAL ARKRIGHT'S STORE

TOPLEY DALE

THE RAILWAY

THE PINES EXPRESS

THE MOST COMPREHENSIVE RANGE OF MODEL SIGNAGE

Tel: 07565 892209

www.sankeyscenics.co.uk

HEATHCOTE ELECTRONICS

Our range of controls includes: IRDOT infra red detectors, CDUs, 2,3, and 4 aspect automatic signal controls, shuttles, station stops, passing and storage loop automatic controls, block sections, fire, welder flashing light and arcing effects, servo controllers, bouncing semaphore controllers. For OO gauge we have motorised uncoupler, single track and double track gated crossing kits

The pictures show an IRDOT-1 infra red detector. This is used for locating trains in hidden sidings and fiddleyards. The IRDOT board fits beneath the baseboard with the infra red detector and emitter (black "tubes" shown in the right hand picture) fitting in a hole between the sleepers. The infra red beam is reflected from the underside of (unmodified) rolling stock.



When a train is detected the LED lights. It is easy to locate the LED on the control panel with 2 wires from the screw terminals on the left of the board. IRDOT boards are powered from 12 to 16 volts AC or DC. A range of IRDOTs with relays and switch off delays are also available. These may be used for train location, track isolation, operation of points, signals, lineside accessories, replacements for reed switches eliminating the necessity for magnets, interfacing to computers Infra red detection works in light or dark and requires no modifications to track or rolling stock.

IRDOT-1 £11.95 postage £3.80

For more information and videos see our website:

www.heathcote-electronics.co.uk

email: cah@heathcote-electronics.co.uk phone/fax: 01538 756800

Heathcote Electronics, 1 Haydock Close, Cheadle Staffs, ST10 1UE

FRIZINGHALL MODELS & RAILWAYS

FMR

THE MODELLER'S CHOICE SINCE 1950

EXCLUSIVE MODEL COMING SOON!



PECO 'N' SCALE 7-PLANK OPEN
'LISTER & CO LTD'
MANNINGHAM MILLS, BRADFORD
TWO DIFFERENT RUNNING NUMBERS
WEATHERED OR PRISTINE

£9.99 EACH

WWW.MODELRAILSHOP.CO.UK

Tel: 01274 747447

E-mail: shop@fmrdirect.co.uk

Unit 8A, Sapper Jordan Rossi Park
BALDON, West Yorkshire, BD17 7AX



OUR WELL STOCKED MODEL
RAILWAY SHOP CARRIES A
HUGE RANGE OF LOCOMOTIVES,
ROLLING STOCK, SCENICS, KITS,
TOOLS, PAINTS, ETC. AND WE
ALWAYS HAVE A WIDE RANGE
OF PRE-OWNED MODELS AND
SPECIAL OFFERS ON DISPLAY

Find us on
Facebook

OPENING HOURS 09.30 - 17.30
MONDAY - SATURDAY
(CLOSED WEDNESDAY)

OSBORN'S MODELS



DOING 'N' SCALE
on a
BIG SCALE



NEW STATION BUILDING

7 HONESTONE ST, BIDEFORD, N.DEVON, EX39 2DL 01237 423453

www.osbornsmodels.com

CM3MODELS

Call: 0333 050 2763

LAYOUT BUILDING SUPPLIES

LaisDcc
Chips

International
postage

Seafoam trees, Foliage / Lichen and Scatters
25 & 50mm Rubberised Horsehair
Teddy Bear Fur for grass and embankments
Plaster Bandage
LaisDcc Decoders
Wire, Connectors, Switches for both DCC & Conventional wiring
Modelling Card compatible with Scalescenes Kits
Styrene / Brass tubes & sections

www.cm3models.co.uk

Email: sales@cm3models.co.uk



KS Laser Designs Ltd

See the full range of items on our website

www.kslaserdesigns.com

Kevin: 07866073194

Stephen: 07958372872



Mimic Control Panels
Made To Order

Easy sound, lighting & control for all!

NEW Ground Signals



- DC Version for standard switches £16
- DCC Fitted Version for DCC control or automate with optional track sensor £35

NEW Multi Aspect Signals



- DC Version for standard switches £20
- DCC Version for control by DCC £42
- Automatic Sensor Signal Version £55

Colour Light Signals
DC & DCC fitted versions



00 2, 3, 4 Aspect From £10

Automatic Coach Lights for any Coach
Turns on automatically, no pickups, no flicker, From £20



Available in N gauge!
NO wires - fit this in seconds! Multipacks available

Clip-in Buffer Lights & Track Testers
DC & DCC N & 00 only £5 each



Various Lighting Effects £15
Welding, Fire, Disco, Random, TV, Emergency



Available direct from www.dcpexpress.com & model shops

Order by 3pm for same day First Class despatch



Train-Tech
Model Technology Made Easy

**NEW
BROCHURE
FREE!**

01953 457800 / www.Train-Tech.com

sales@dcpmicro.com

£4 UK P&P - this month quote HBY918 for £2 off postage!



Illustrated Catalogues Including Post
 00,009 (1/76th)..... £6 In Colour
 N (1/148th)..... £5 In Colour
 O (1/43rd)..... £4 In Colour

Mail Order By Return P+P £4, over £40 Post Free
 Unpainted metal kits-glue with epoxy glue (£7.00)

LANGLEY MODELS
 166 Three Bridges Road, Crawley, Sussex, RH10 1LE
 Tel: 01293 516329 www.langleymodels.co.uk

OO SCALE
 50ft Harbour Light. £32.75. 110ft Lighthouse (not pictured) £110, Seagulls £4.60, Small seashore birds, turns gulls £3.45, telephone box £8.90 lots of other kits in our illustrated colour catalogue or on our website

6 boys playing with toys £5.10
 6 girls playing with toys £5.10
 Boys with go-kart & pedal car £4.85
 2 Telegraph poles £6.70
 Seaside Ballustrade Posts £5.60
 3 Jockeys & Racehorses £8.40
 3 Horses & Riders (galloping/jumping) £8.40
 Schoolgirls and teachers £5.80
 NEW Schoolboys and teacher (8) £5.80
 Nightwatchman with hut & brazier £6.90
 2 prams, childrens trolley & 3 figures £5.90
 Wishing well and Dove cote £4.60
 8 Police/traffic wardens/school Xing figs £6.55
 Crazy Golf course set- figures, flags etc £22.15
 4 Platform double bench seats £4.05
 10 pieces of platform luggage £4.05
 4 15' Platform canopy pillars £4.85
 4 x 12' Platform Canopy Pillars £4.85
 8 x small station canopy brackets £4.85
 5x Station Valance pointed trim £4.85
 5x Station Valance ball trim £4.85
 10 Geese & Turkeys £5.55
 Beach Set Inc figs, lilo's sandcastle's etc £7.80

Painted Loco Crew 2 x Diesel Drivers £5.25
 Painted Waterfowl-swans and ducks etc £10.10
 Painted Pigs / piglets and feeding troughs £8.35
 Painted 5 Assorted Firemen Action Figures £11.35
 Painted Modern Firefighters (brown uniform) £11.35
 Painted 1970/80's Firefighters (black/yellow) £11.35
 Painted Picnic and lounging figures £13.20
 Painted Rowing Boat and Fisherman £10.55
 Painted Rowing Boat and rowing figure £10.30
 Painted 4 Wheelie Bins (2 grey 2 green) £7.80
 Painted 2 x Canoes/Kayaks + figures £10.95
 Painted 6 Assorted Chickens £5.70
 Painted 8 assorted Seagulls £8.95
 Painted 6 assorted Cats £6.95
 Painted Foxes hares & rabbits £6.95
 Painted Wild Animals £9.15
 Painted Wild Birds £9.45
 Painted 6 Doves & Pigeons £5.85
 Painted 4 x Rock Climbers £9.95
 Painted 8 x Farm Figures £17.60
 Painted 5 x Hiking Figures £11.35
 Painted Golfers, trolleys and flags etc £19.85
 Painted Lawn Bowls figures £14.20
 Painted Army figures on fatigues (working) £15.70
 Painted 4x Royal Marine Soldiers 'At Ease' 50's £9.25
 Painted 1 x Officer Royal Marines £2.65

Painted Police Telephone box £3.90
 Painted AA Box £3.90
 Painted Ballast Boxes (two wood boxes) £5.35
 Painted trackside relay boxes £5.25
 Painted War Memorial £5.95
 Painted 2 Plain Horses (unharnessed) £5.85
 Painted Loco Crew £3.90
 Painted Swans & Ducks x 4 each £6.30
 Painted Washing Line & Figure £6.95
 Painted Wild Animals £6.85
 Painted Assorted Seagulls x 8 £6.45
 Painted Dogs 6 off £6.30
 Painted 6 x Pigs £6.00
 Painted Sheep 8off £6.40
 Painted Chickens 10 off £6.40
 Painted Funeral Scene £9.15

Transfers for industrial Canal boats £4.30
 1 x 70ft Holiday Canal boat £9.65
 1x35ft, 1x52ft Holiday Canal boats £13.90
 AA Boxes x 2 £3.30
 Bus Shelter with bus stop & figures £3.25
 Bus stops - set 6 £3.25
 Village Blacksmith & Forge scene £10.00
 Farm figures - 10 assorted £3.60
 Modern Tractor & spray boom £3.90
 Period Tractor (1940's to present) £3.70
 Farm machinery-ground preparation £10.00
 Farm machinery-spring planting £10.00
 Farm machinery-Harvesting £12.00
 Farm machinery-Haymaking £11.35
 10 brass ladders £4.00
 Garage Forecourt scene (1920/30's) £7.35
 Lattice footbridge £20.15

N Scale Kits
 Waterways set £21.90
 (2 boats and lock gates)
 100ft Lighthouse
 £29.75. Cement Mixer £8.20

SCALE MAGIC
 SOLE SUPPLIER OF SCALE MAGIC PRODUCTS
 VISA MasterCard DISCOVER AMERICAN EXPRESS PayPal

If paying by cheque please make out to T M Butterworth
 M&M Models, 38 Daws Avenue, Bournemouth, Dorset, BH11 8SD
 Tel 01202 386195, email onthewagon22@hotmail.co.uk
 www.modelrailwaywagons.co.uk

M&M Models

O" Gauge Brass Etch BR WELCOME WAGON KITS

WW01 Guards Van (504/506) (P)...£40.00
WW02 Conflat "A" Plus resin container...£26.00
WW03e 12T Pipe Wagon (Eight Shoe) (P)...£31.00
WW03f 12T Pipe Wagon (Four Shoe) (P)...£31.00
WW04 25T Lowmac...£27.00
WW05 Bogie Bolster "E" (P)...£37.00
WW06E 21T Mineral (Eight Shoe)...£29.00
WW06F 21T Mineral (Four Shoe)...£29.00
WW07 Medfit (P)...£29.00
WW08 Bogie Bolster "C" (Fitted) (P)...£42.00
WW09 Bogie Bolster "C" (Unfitted) (P)...£42.00
QQ10 13T Open (Hybar) (P)...£31.00
WW11 12T Plywood Van (Ventilated)...£32.00
WW12 12T Planked Van (Ventilated)...£32.00
WW13E 16T Mineral Wagon (8 Shoe)...£27.00
WW13F 16T Mineral Wagon (2/4 Shoe)...£27.00
WW14 B>R> Vanwide...£30.00
WW15 13 4 Plank Open...£30.00
WW16E 13T Steel Open (8 Shoe)...£28.50
WW16F 13T Steel Open (4 Shoe)...£28.50
WW17 Conflat "B" Plus 2 containers...£39.50

(P) = Poppy's laser cut wooden insert.
 £5.50 P&P applies to kits

'Come and see me at Telford 'O' Gauge show 1st / 2nd Sep'
 Hopper Wagon Kits Mustard Tools Poppys Wood Kits Wheels & Spring Buffers
 Resin Platform Edges Derlin Chain Products Timing Belt Drives Miniature Bearings Transfers

SCALE MAGIC
 SOLE SUPPLIER OF SCALE MAGIC PRODUCTS
 VISA MasterCard DISCOVER AMERICAN EXPRESS PayPal

If paying by cheque please make out to T M Butterworth
 M&M Models, 38 Daws Avenue, Bournemouth, Dorset, BH11 8SD
 Tel 01202 386195, email onthewagon22@hotmail.co.uk
 www.modelrailwaywagons.co.uk

THE JUNCTION BOX

WANTED - WANTED - WANTED -

MODEL RAILWAYS

Top prices paid for N and OO gauge collections or individual items, such as

- Airfix • Bachmann • Graham Farish
- Hornby • Lima • Mainline • Peco
- or any other makes.

Will travel to collect.

FORTHCOMING EXHIBITION DATES

- AUGUST 18TH/19TH CARNFORTH • SEPT 15TH/16TH AYR
- SEPT 22ND/23RD HALIFAX

Please forward your list of items by E-mail to: ian@ihunter10.plus.com
 Or send to: The Junction Box, 15, Shepherd Terrace, Haltwhistle, Northumberland NE49 9LS
 Or contact Ian **07763 806306 / 01434 320328**
 Please visit our online shop for all your model railway requirements at:
www.thejunctionbox.net

Harburn Hobbies, 67 Elm Row, Edinburgh EH7 4AQ
Tel. 0131 556 3233 Web. www.harburns.co.uk

P&P £3.00 per order

HARBURN HAMLET
 OO & N
 Acclaimed Accessories

Ready painted
 Ready to place
 Please refer to our website for sizes

Decorate gardens, stations, roadsides, linesides & countrysides

HN613 Raised bed £7.50 HN614 Raised bed/seat £7.50 HN603 Flower bed £7.50

HN660 War Memorial £7.50 HN620 Round bales (2) £4.95 HN622 Rectangular bales £6.50

HN621 Bales stacked £7.50

HN661 Hump bridge £16.95 HN615 Allotment with shed £16.95 HN617 Vegetable patch £13.95 HN616 Allotment with hut £16.95

FL105 'Between the Tracks' steam depot detail £13.95

FL106 'Corner Creations' steam depot detail £10.70

SS394 'Corner Creations' garage detail £10.70

CG224 Pigeon Loft £10.50

CG238 Hen House £10.95

CG228 Poultry Shed with nest boxes £16.58

SS359 NEW! Isambard Kingdom Brunel Statue £19.95

SS363 Queen Victoria Statue £19.95

'00' scale

Bespoke and trade enquiries please call Nigel Julian on
07971 741478
 or
01332 781795
 email: nigel@airframed.co.uk

AirFramed
 Bespoke Glass Display Cases
www.airframed.co.uk

OO gauge loco & tender cases with mirrored or clear back wall (14" x 3" x 3") £35.00 plus p&p
 Bespoke sizes made to order. Prices on application.

Possibly Hampshire's Largest Stockist of Model Railways, Diecast, Books, Magazines, Scalextric and much more...

Full range of model railway products from the leading manufacturers including:

Hornby, Bachmann, Dapol, DJ Models, Graham Farish, Heljan, Oxford Rail, Peco, Dapol, Ratio, Wills, Superquick, Metcalfe, Gaugemaster, Parkside, Railmatch, South Eastern Finecast, Vallejo Model Colour, AK pigments & washes, Woodland Scenics and many, many more.

DCC equipment from DCC Concepts, ESU, Gaugemaster, Hornby and Bachmann. Sound decoders from South West Digital.

Also stockists of Die cast models including: Corgi, EFE, Oxford Die-Cast, Base Toys & Classix.

Modelling materials & tools.

Wide selection of books, DVDs, videos and magazines.

ALTON MODEL CENTRE

Monday: Closed
 Tuesday to Saturday: 9.00am to 5.00pm
 Sunday: See website / call
 Tel: 01420 542244
altonmodelcentre.co.uk
 7a Normandy Street, Alton
 Hants, GU34 1DD

ELLIS CLARK TRAINS

Ellis Clark Trains
 Unit 1 Toller Court, Shortbank Road
 Skipton, North Yorkshire BD23 2HG

WANTED

Top prices paid for your collections of model railways, diecast & tinplate
 For more info call Ellis on 07799 554491

- ✓ Call, email or post a list
- ✓ All makes, gauges and ages considered
- ✓ British, Continental and American
- ✓ All gauges of kit/scratch built and live steam
- ✓ Diecast and tinplate cars, lorries, buses, planes, soldiers
- ✓ Payment in your preferred method
- ✓ Happy to travel nationwide and view or collect
- ✓ Large collections a speciality
- ✓ Friendly and professional service

BUY ONLINE
 at our new WEBSITE

T 01756 701451 M 07799 554491
 E ellis@ellisclarktrains.com
 W ellisclarktrains.com

MAC'S MODEL



RAILROADING

4-8 REFORM STREET, KIRRIEMUIR, SCOTLAND DD8 4BS

TEL: 01575 572397

WWW.MACSMODELS.CO.UK WWW.ECSCENICS.CO.UK

EMAIL: SALES@ECSCENICS.CO.UK



VISIT MY FACEBOOK PAGE -

WWW.FACEBOOK.COM/MACSMODELRAILROADING

OPEN: 10.30AM - 4.00PM

BRITISH, AMERICAN AND CONTINENTAL
OUTLINE STOCKED
COMPREHENSIVE WOODLANDS
SCENIC SELECTION

Mid Essex Model Railway Exhibition



Shenfield High School, Oliver Road

SHENFIELD

10am to 5pm Saturday

15th September

Car Park on site at CM15 8PX

Free Classic Bus Service from

nearest Railway Station - Shenfield

www.MidEssexMRC.org

Advert sponsored by ENGLISH LANDSCAPES 07958 423539

Model Rail Baseboards

Custom made modular baseboard systems



Manufacturers of bespoke modular baseboard systems.

Our baseboards are supplied fully assembled, the legs just simply bolt on.

Made from professional furniture grade MDF the construction is open frame with a 9mm top making them light and incredibly strong and robust.

They are very stable and will not twist, warp or sag.

We custom make baseboards to order to meet your exact requirements.

We offer a complete layout service.

We can design and build your layout from start to finish.

Track laying, electrical work, point control panels.

Scenery.

Model Rail Baseboards

Unit 2 Eden Trading Estate, Monasteroris, Edenderry, Co. Offaly. R45 E791 Ireland

Tel: 00353 87 6555052 Email: sales@modelrailbaseboards.com

www.modelrailbaseboards.com

'N' kits



N CRANE KITS

HR 1.5ton Travelling	£8.00
GWR 6ton Yard	£11.50
GW 1.5ton Travelling	£8.50
MR 6ton Travelling	£14.00

N LOCO ETCHES

Dean Goods	£16.00
SR L class 4-4-0	£16.00
MR 3F 0-6-0	£10.00
LNER J25 0-6-0	£10.00
L&Y Ironclad 0-6-0	£12.00

N LOCO PARTS

Coupling Hook x 2	£1.60
Vac Pipe x 2	£1.60
Screwlink x 4	£1.60
Whistle x 1	£1.20
Coal Rails Tank Loco	£1.60
Tool Box x 2	£2.20

'N' Lineside

Lattice Footbridge	£27.00
Hoop Top Railing 1.5m	£7.00
Road Side Railing	£5.20
80s Station Railing	£5.80
Warehouse Windows	£4.20
Roof Lights	£6.40
Wood PW Trolley	£3.40
Steel PW Trolley	£3.80
Mine Head Gear	£15.00
Ladders	£3.60
Speed Signs	£2.20

'009'

Coach 4 wheel	£12.80
Bolster Wagon	£6.00
Inspection Wagon	£7.00
Tar Tank Wagon	£8.00
Side Tipper Wagon	£7.00

'O' gauge

Wickham Trolley 17	£22.50
Wickham Trolley 27	£34.50
Wickham Trailer	£12.50
PW push Trolley	£10.50

All items are kits and need other items to complete. P&P £1.80.

To see these and all our other kits visit us at these exhibitions

TINGS, 8&9 Sep, Warwickshire Event Centre, Fosse Way, CV31 1XN

Wigan, 6&7 Oct, Robin Park Leisure Centre, Loire Drive, Wigan. WN5 0UL

Warley National MRE, 24&25 Nov, NEC Birmingham.

BRM Peterborough, 8&9 Dec, East England Arena. PE2 6XE

www.nbrasslocos.co.uk

32 Crendon Rd, Rowley Regis, W. Mids.

B65 8LE. 01384 250478



MegaPoints Controllers

Awesome layout control system

Control your model railway from one or more tactile control panels

- NO SOLDERING! *It's all plug and play!* ✓
- Only uses a single cable between each control board.
- Includes *feedback channel display* option for:-
 - Block & section track occupancy ✓
 - Points position indication ✓
- Optional *bespoke professional mimic panel design* and build.
- Control servos, traditional solenoids, stall motors and relays.
- Works with *analogue and digital* layouts.

See website videos and product pages for more information.


Our single MultiPanel control board does it all! →

A single cable connects each control board together and operates in BOTH directions for feedback display.

Plug-and-play, NO Soldering for control panel hookup. Cables and buttons available pre-wired with plugs attached. See our new website for details.



Your bespoke mimic panel



Size 8cm x 10cm

1. Plug in LED cables
2. Plug in switch cables
3. Connect to control boards
4. Press buttons, start using!



Web & details: megapointscontrollers.com

Rev 17-04

Model Train Sale

Friday 17th August 2018

auction commences at 10.30am - Thornaby Auction Rooms

Contact **Michael Bond**

on **01642 750616**

email: michael.bond@vectis.co.uk

or **Mike Delaney**

on **01993 709424**

email: mike.delaney@vectis.co.uk

Vectis Auctions - Fleck Way, Thornaby, Stockton on Tees TS17 9JZ

Oxford Office - Unit 5A, West End Industrial Estate, Witney, Oxon OX28 1UB



Constantly Achieving Excellent Prices ⚡

Items always wanted for our Vintage & Modern Train Auctions

For more information regarding forthcoming sales visit the Vectis website
All Vectis sales are Room Auctions. 🌐 Live internet bidding available at
www.vectis.co.uk & www.invaluable.com

THE MOST EXCITING TOY AUCTION ROOMS
VECTIS AUCTIONS - THORNABY
MODEL TRAIN SALES - HELD MONTHLY
BIDDING AT VECTIS.CO.UK



Vectis
AUCTIONS LTD
COLLECTABLE TOY SPECIALISTS

Olivia's Trains of Sheffield

'OO' Gauge UK DCC Sound Specialists. **HORNBY** 25a Mansfield Rd, Intake, S12 2AE
Extensive UK sound library utilising the Loksound decoders.
DCC/ Sound Fitting Whilst You Wait.



Coming 2016 - Class 73 In EW&S, Fragonset & Network Rail.
pre-order now!

For More details on the above & all our stock visit:

www.oliviastrains.com

Tel: 0114 3216 160 Tel: 0114 2647 449 Mob: 0755 7126 651

e-mail: oliviastrains@blueyonder.co.uk

ESU



Pauls Model Railway Shop



FOR ALL
YOUR MODEL
RAILWAY
NEEDS

WE BUY AND SELL MODEL RAILWAY
ITEMS OF ALL GAUGES

FIND US Church Street,
Church Gresley DE1 19N
Near Rising Sun pub

OPENING TIMES...

Tue 7:00 - 8:30

Thurs 7:00 - 8:30

Sat 1:30 - 4:00

Sun 11:00 - 2:00

Call: 01283 216861

or 01283 545124



PETER'S SPARES

MODEL RAILWAYS LIMITED
MAIL ORDER & REPAIR SPECIALISTS



- ✦ New & Used Hornby Spare Parts
- ✦ Our own spare parts made in China
- ✦ Locomotives and Rolling Stock
- ✦ Plastic Kits, Paints, Tools & Glues
- ✦ Digital Decoders & Controllers
- ✦ Locomotive Detailing parts
- ✦ Mega Steam Smoke Fluid
- ✦ Tracks & Train Sets
- ✦ We have it all at Peters Spares

NEED HORNBY SPARES?

Talk to Peter's Spares - over 2000 different
Hornby Spares in stock.

East Kent Models parts are
being listed on our website.

WE STOCK
10,000 ITEMS

DON'T FORGET WE SELL:

Locomotives, Rolling Stock,
Scenics and much more!



NEW & USED MODEL RAILWAYS

Specialists in Model Trains since 1994 - Servicing, Repairs & DCC Decoder Fitting
2J Brighouse Business Village, Riverside Park, Middlesbrough, Cleveland TS2 1RT

Tel: 01642 909794

Open Mon-Sat 10am - 5pm

Web: www.petersspares.com

Email: sales@petersspares.com



GAUGEMASTER

SouthWest digital

Distributor
for the UK



Photos: Chris Perkins



The digital
sound experts

Take a look at our YouTube channel See website for details
ALL products come with a 2 year warranty and FREE return postage

Close your eyes and
you're there!

UDRIVE

responsive sound algorithm

The highest quality sounds in all
gauges. A wide range of responsive
steam and diesel sounds developed
for the all new UDRIVE



Test drive the latest loco sounds with
stunning clarity at SWD - call now for
more info

T: 01934 515382

info@swd4esu.co.uk

www.southwestdigital.co.uk



AVON VALLEY RAILWAY

**BANK HOLIDAY
SUMMER SPECIAL!**

**CHILDREN
TRAVEL FREE!**

25 – 27 AUGUST 2018
ONE CHILD GOES FREE WITH THIS VOUCHER

FIND US BETWEEN BRISTOL & BATH

www.avonvalleyrailway.org

DIDCOT RAILWAY CENTRE

Summer Running Days:
All weekends – 23 September,
Wednesdays 25 July – 29 August,
& Monday 27 August

Didcot, Oxfordshire OX11 7NJ
01235 817200
info@didcotrailwaycentre.org.uk
www.didcotrailwaycentre.org.uk

WEARDALE RAILWAY

25th Anniversary!
1993 - 2018

**Services now
operating through
to Bishop Auckland**

Follow us on Facebook and Twitter

www.weardale-railway.org.uk
info@weardale-railway.org.uk
Weardale Railway Heritage Services Ltd
Stanhope Station, Station Road, Stanhope,
Bishop Auckland, Co Durham DL13 2YS
Tel. 07719 757755

HORNBY
magazine

**ADVERTISE YOUR GREAT DAY
OUT IN THE NEXT ISSUE OF
HORNBY MAGAZINE...
GET IN TOUCH**

ELIZABETH RIDGE
elizabeth.ridge@keypublishing.com

01780 755131

ILLUMINATIONSTOURS

Every evening
2 September - 9 November
Adults £6, Children £3

**HERITAGE
TRAM TOURS**

www.BlackpoolHeritage.com

50 years
since the end of BR steam

A very special event recreating the final days

5 steam locos including: OLIVER CROMWELL

4th-5th & 11th-12th August 2018
Great Central Railway Leicestershire
www.gcrailway.co.uk

WEST SOMERSET RAILWAY

**Late Summer
Weekend**

**MARKING THE END OF SUMMER
1st & 2nd September 2018**

Throughout this event we run a variety of steam and heritage diesel locomotives from our home fleet. The frequency of these services allow passengers to make the most out of their rover tickets.

all locos subject to availability

Discover more and book online for advance discounts at
www.west-somerset-railway.co.uk

**Autumn Steam
Gala**

**CROSS COUNTRY RAIL ROUTES
27th - 30th September 2018**

Featuring a large fleet of steam engines in action over the four days, including visiting locomotives and our home fleet

Including:

7820 Dinmore Manor	73082 Camelot
7828 Odney Manor	53808
7822 Foxcote Manor	
6046 S160	
6960 Raveningham Hall	

HORNBY
magazine

**OCTOBER
ISSUE**

COPY DEADLINE:
Wednesday 22nd August

ON SALE:
Thursday 13th September

MIDDLETON RAILWAY

WHITE ROSE AWARDS 2018

[/MiddletonRailwayOfficial](https://www.facebook.com/MiddletonRailwayOfficial) | www.middletonrailway.org.uk

YouTube Instagram flickr

BURE VALLEY RAILWAY
STEAM TRAINS TO THE NORFOLK BROADS

Trains from Aylsham or Wroxham
Combined Train and Cruise

**UNDER 5'S GO
FREE**

A great day out!

Norwich Road, Aylsham, Norfolk, NR11 6BW
01263 733655 - www.bvrw.co.uk

DEAN FOREST RAILWAY

TAKE A RELAXED RIDE BACK IN TIME

A GREAT DAY OUT FOR THE WHOLE FAMILY!
WE CAN OFFER YOU:

- RELAXING TRIPS THROUGH THE FOREST ON STEAM TRAINS.
- THOMAS, PEPPA, PAW PATROL, PJ MASKS AND SANTA THEMED EVENTS.
- CREAM TEAS SERVED ON BOARD THE STEAM TRAIN.
- MUSEUM, SHOP & CAFE, OPEN EVERY DAY.
- LARGE FREE CAR PARK.

TIMETABLES, SPECIAL EVENTS & FARES
WWW.DEANFORESTRAILWAY.CO.UK

Telford Steam Railway

**1940'S WEEKEND
25TH & 26TH AUGUST**

TELFORDSTEAMRAILWAY.CO.UK
BRIDGE ROAD
HORSELEY
TELFORD
TF1 2NF

**BE WISE
WHEN YOU ADVERTISE**

Hornby Magazine is independently verified by ABC.

So our advertisers know they are getting what they paid for.

ABC. See it. Believe it. Trust it.

To advertise, call Sarah Jarman on 01780 755131 or email sarah.jarman@keypublishing.com

HORNBY magazine **abc**
www.abc.org.uk

STEAM GWR
Museum of the Great Western Railway

Experience the wonderful world of
model railways
and much more!

THE SWINDON RAILWAY FESTIVAL

Sat 8 and Sun 9
September 2018
10am - 5pm at STEAM Museum

Six new layouts make their debut at this show!

Photo: Snow Hill, Birmingham
New for this show

Advance tickets and the latest info at:
www.steam-museum.org.uk

Connect with us:
@steam_museum
steammuseum

ASSOCIATION OF LARGER
SCALE RAILWAY MODELLERS
PECO **RAILWAY MODELLER**

**Sunningwell
Command Control Ltd**

Always looking to bring you the
best in DCC systems and support



SCC are proud to stock and support the full range of Soundtraxx's UK Econami decoders



Run by railway modellers for railway modellers.
Serving the DCC community since 1998 with the experience and knowledge to match.

SCC LTD.
PO Box 381, Abingdon SO OX13 6RB
Tel: 01865 730455
Email: info@scc4dcc.co.uk
Website: www.scc4dcc.co.uk



THE HOBBY SHOP
Est. 1988
www.hobb-e-mail.com 01795 531666 info@hobb-e-mail.com
85 Preston Street, Faversham, Kent ME13 8NU

BEACHMANN **PECO** **HORNBY**
PLASTIC RATIO **OXFORD RAIL** **BUSCH** **dapol**
HELJAN **sundeala.co.uk** **WILLS-KITS** **herpa**

and much more ...

Opening hours: Tuesday to Saturday 9.30 am to 5.00 pm

TRY OUR SAME-DAY DESPATCH MAIL ORDER SERVICE.
ALL MAJOR CREDIT/DEBIT CARDS ACCEPTED

The Railway Enthusiasts' Club

**2018
MODEL RAILWAY
EXHIBITION**

Saturday 8th September 2018 10:30am to 5:30pm
Sunday 9th September 2018 10:00am to 5:00pm

WOKING LEISURE CENTRE
WOKING PARK, KINGFIELD ROAD, WOKING. GU22 9BA

Admission: Adults £8.00; Children £3.00
(One accompanied child free with an adult)

REC
The Railway Enthusiasts' Club, PO Box 73, Farnborough, Hampshire GU14 8JG
For further information please telephone 01252 542 574
Website: www.recexhibition.org.uk
(Details correct at time of publication)

LOCOMOTION
RAILWAY
MUSEUM
EXCLUSIVE

Limited Edition Twin Pack
MALLARD
+
DYNAMOMETER CAR

80
YEARS
1938 - 2018

LIMITED EDITION
MODEL TWIN PACK
£369.95

IN PARTNERSHIP WITH



Available for preorder at
locomotionmodels.com
and our museum shops
01904 685785

MegaPoints Controllers

Awesome mimic panel control system

Have us *design and build your mimic panel* for you.
Professionally cut and *expertly assembled*.
We take care of all the details, *one supplier for everything*.
Available with or without enclosure (*flat or angled options*).
Use our LEDs and buttons (*preferred*) or your own.
Plug and play wiring - absolutely no soldering, just plug in cables.
Easy, *detachable wipe clean panel*, nothing attaches directly to fascia.
Only power and a signal cable connect the whole enclosure to your layout.
Feedback data *displays block occupancy and points position*, built right in.
Works with analogue (DC) and digital (DCC) - at the same time!
Use to drive traditional *solenoid motors, stall motors, servos or relays*.
Kato points option coming soon.
Extensive *how-to video library* shows you how.
Telephone and email support for *advice and guidance*.
Our website has *many examples of our work*.
Maximum single panel size 600mm x 350mm
(*multiple panels snap together*).



Multiple enclosure styles

No soldering!
Plug-n-play
panel wiring.



Locating holes for LEDs and buttons clearly marked.



LEDs push into rear panel.



Buttons attach from the rear, held with screws (supplied).

Website & details: megapointscontrollers.com

MegaPoints Controllers
Waverley, Warrington Road,
Cuddington, Cheshire, CW8 2LW
Tel: 07846 409320
Email: info@megapointscontrollers.com

BACHMANN * HORNBY * FARISH * PECO * RATIO * WILLS * METCALFE *
Aspire Gifts & Models
 OPENING TIMES: Mon 2pm-5pm Tues, Wed, Thurs 10am-5pm

**The Model Shop for Modellers,
 Run by a Modeller**

**Suppliers of all Major Railway Brands,
 We Chip, Service and Repair Engines.**

Layouts built from Track to finished item.
 THOSAND'S OF ITEMS AVAILABLE ON OUR WEBSITE CREDIT CARDS WELCOME

Come and see the progress on our new 30' x 30' OO Gauge layout
 Unit 4, Court Farm Business Park, Buckland Newton, Dorset. DT2 7BT
 Telephone: 01300 345355 email: edward.aspire@btinternet.com
 Website: www.aspiregiftsandmodels.co.uk

WOODLAND SCENICS * KNIGHTWING * SUPERQUICK * WILLS * BASE

BRESSINGHAM Model Railway Show
 www.bressingham.co.uk
 Layouts / Stalls / Museum / Steam Railways

Sun 2nd September
 10:30-17:00
 Entry £6.50

www.bressingham.co.uk Tel: 01379 686900
 Bressingham Steam Museum, Diss, Norfolk, IP22 2AA



DESPERATION CONTEMPLATION GRATIFICATION
Get your retail therapy at

C&M Models

1 Crosby Street, Carlisle CA1 1DQ Tel: 01228 514689
 Web: www.candmmodels.co.uk E-mail: sales@candmmodels.co.uk
 Opening Hours: Tuesday to Saturday, 10a.m. to 5p.m.

Durham Trains of Stanley



"more than just a model shop"

Opening hours: Mon 09.30-17.00, Tue 09.30-17.00 Wed Closed,
 Thu 11.00-19.00, Fri 09.30-17.00, Sat 09.30-17.00, Sun Closed
 6 Station Road, Stanley, Co. Durham, DH9 0JL
 Tel: 01207 232545
www.durhamtrainsofstanley.co.uk
 Email: sales@durhamtrainsofstanley.co.uk

World of Model Railways
MEVAGISSEY - Cornwall

£1 off per person with this advert
Under 5s go free - see Hornby Thomas!



Permanent exhibition & model shop
Operating Sundays to Fridays
till 30th September 10 a.m. - 5 p.m.
Last entries ½ hour before closing time
SATNAV for main village car park: PL26 6SB
(Find us behind the King's Arms pub)!
www.model-railway.co.uk
 Meadow Street, Mevagissey, St. Austell, Cornwall, PL26 6UL

YouChoos 
DCC Sound
LET'S MAKE SOME NOISE!

**experience our most realistic
 and driveable sounds yet...**

**immersive
 Drive**

Active braking
 Dynamic & exponential inertia
 Consistent function keys
 Smoothed transitions
 More sounds
 Realistic shunt mode
 Light-engine for steam
 Notching for diesel
 Mute (fade in/out)
 Volume controls
 and more...

Also now stockists of SPROG
 & PIKO SmartControl


 Home of the DCC Decoder Programmer

**Go online for more
 information & complete
 sound database**

0844 7725052
www.YouChoos.co.uk john@youchoos.co.uk

ESR Electronic Components Ltd



Mon to Fri 08:30 - 17.00, Sat 08:30 - 15:30 Tel: 0191 251 4363



- Diodes • Capacitors
- Electronic Modules • LED's
- Relays • Resistors • PCB's
- Switches • Transformers
- Multipole Connectors
- Cable • Lamps • Tools
- Tag Strip • Wire

Station Road,
Cullercoats,
North Shields,
Tyne & Wear.



We can help and advise with your enquiry, from design to construction.

sales@esr.co.uk www.esr.co.uk NE30 4PQ

Plastruct

Please ask your model shop for genuine Plastruct fineline Styrene structural shapes.

Range contains over 70 shapes including: Angles, I-Beams, Channels, Columns, Deep Channels, Tees and Z Sections, Round, Rectangular and Square Tubing, Plastic Strips and Sheet, Scale Ladders, Stairs and Railings, Open Web Trusses.

Essential for all scratch model makers.

www.plastruct.co.uk

www.expressmodels.co.uk

LIGHTING SPECIALISTS

Let our lighting scenic effects bring your layout to life. Our range includes: Flashing Neon Signs, Arc Welding Simulators, Flickering Fires, Working Belisha Beacons, Party Garlands & Flashing Beacons for Emergency and Maintenance Vehicles. We also stock a comprehensive range of Knightwing Products & the excellent ID Photographic Backscenes.

Visit our website which has secure online shopping.

EXPRESS MODELS, 65 CONWAY DRIVE, SHEPshed,
LOUGHBOROUGH, LEICS. LE12 9PP

Tel: 01509 829008 Fax: 01509 560878

Email: express.models@ntlworld.com

PROTOTYPE MODELS

Production News

Although our range is rather depleted, some of our most popular products are still in stock. Other items will re-appear in due course.



- 4mm scale kits
- 46E8 LNER Loco shed £9.00
 - 46E9 LNER Station £7.00
 - 46M6 LMS Goods shed £7.50
 - 46M8 LMS Loco shed £8.50
 - 46S8 SR Loco shed £5.00
 - 46T2 Victorian Bridges £6.00
 - 46T4 Corner Pub £6.00
 - 46W5 GWR Goods office £3.00
 - 46W8 GWR Loco shed £5.00
 - 46W9 GWR Station £8.50



- 2mm scale kits
- 26E8 LNER Loco shed £2.50
 - 26M6 LMS Goods shed £3.00
 - 26M8 LMS Loco shed £4.50
 - 26S8 SR Loco shed £3.00
 - 26W5 GWR asst. b'dings £2.50

Scale Models of Real Buildings




- 4mm brick papers
- 46BR Red brick £1.50
 - 46RT Red tile £1.50
 - 46GT Grey tile £1.50
- 2mm brick papers
- 26BR Red brick £1.00
 - 26BS Black sooty brick £1.00
 - 26RT Red tile (5) £1.50
 - 26GT Grey tile (5) £1.50



28 Newland Mill Tel: 01993 775979 UK P&P
Witney OX28 3HH e: sales@freestonemod.co.uk £3.00

GHOST-SIGNS.COM

Realistic faded street advertising in miniature



Add a little extra character and individuality to your layout's towns and villages with our authentic replica faded 'ghost sign' adverts. Ideal for card, plastic or resin buildings, in a choice of paper or water-slide transfer.

- OO and N Gauge
- Free UK delivery
- Personalised options

NOT ONLINE? CALL 07970 977 628 FOR AN ILLUSTRATED PRICE LIST

MAD ABOUT TRAINS

www.madabouttrains.co.uk

106 Trinity Street,
Gainsborough, DN21 1HS

- T: 01427 811040
- E: sales@madabouttrains.co.uk

Mad About Trains is a well-stocked shop selling Bachmann, Graham, Farrish, Hornby, Dapol, Gaugemaster, Peco, Metcalfe, Ratio, Modelsene, Wills etc. An extensive range of scenic materials and accessories are always available including lights, infra-red signals, Belisha Beacons, grounds signals etc. We stock a range of paints, weathering powders, glues, track cleaner, liquid flux, model oil and smoke oil together with smoke generators etc.



As DCC Specialists we offer an advisory and information service, onsite repairs, weathering, DCC Decoder and sound fitting service, plus our unique extra function sound decoders. See us at the shop, at exhibitions or give us a call to discuss your requirements.

We offer a bespoke layout design and construction service and have a large layout in the shop where customers can hear the sound locos and get an idea regarding scenery etc.

Create your own docklands



GV2015
Port of London Janus 060



GV6015
Matching Wagon Set



11414 AUHAGEN
Loading Ramp
£23.54



38520 KIBRI
Tug Boat
£21.77



10922 KIBRI
Six 40 Ft Containers
£18.13



38530 KIBRI
DEMAG Container Crane
£50.87



38522 KIBRI
Barge
£19.04

www.GoldenValleyHobbies.com

Unit 1, Riverside Business Park, Fenny Stratford, Bucks. HP8 0AZ
Write, call us on 01918 241 237 or visit our website to order.
Trade enquiries welcome.

20 DECODER & SOUND FITTING GUIDES

NEW!



The new Locomotive Manual, from the team behind *Hornby Magazine*, covers everything you need to know to enhance your express steam locomotives with digital decoders AND digital sound. Inside this 132-page special magazine you will find 20 step-by-step guides covering 26 different locomotive classes in '00' gauge.

Projects include:

Hornby GWR 'Star', 'Castle' and 'King' 4-6-0s

Hornby SR 'King Arthur 4-6-0s and Bulleid 'Pacifics'

Hornby LMS 'Princess Royal' and 'Duchess' 4-6-2s

Bachmann LMS 'Patriot' and 'Jubilee' 4-6-0s

Bachmann LNER 'A1' and 'A2' 4-6-2s

Hornby LNER 'A3' and 'A4' 4-6-2s

Hornby LNER 'B12' and 'B17' 4-6-0s

Hornby BR 'Brit', 'Clan' and '8P' 4-6-2s

and much more!



AVAILABLE FROM THURSDAY 9TH AUGUST AT **WHSmith** AND ALL LEADING NEWSAGENTS

ALTERNATIVELY, ORDER DIRECT

JUST £6.99 PLUS FREE P&P*

*Free 2nd class P&P on all UK & BFPO orders. Overseas charges apply.

Free P&P* when you order online at www.keypublishing.com/shop



Call UK: 01780 480404
Overseas: +44 1780 480404

Monday to Friday 9am-5:30pm GMT

725/18

SUBSCRIBERS CALL FOR YOUR £1.00 DISCOUNT! SUBSCRIBERS CALL FOR YOUR £1.00 DISCOUNT!

Model Railway Baseboards

Any size board built for any scale model railway
We manufacture standard sized layout boards as well as any size required to your specification



Fixed, portable or modular boards for indoor & outdoor use
01223 864029
www.model-railway-baseboards.co.uk

MAIDSTONE GAMES MODELS AND RAILWAY

Shop open
Mon - Sat 9am - 5:30pm | Sun 10am - 4pm
Units 345 The Mall, Chequers Centre,
Maidstone, Kent ME15 6AT
Tel: 01622 765277
maidstonegamesmodelsandrailway@gmail.com

GRAVESEND GAMES MODELS AND RAILWAY

Shop open
Tues - Sat 9am - 5pm | Sun 10am - 4pm
Units 19-20 Gravesend Indoor Market,
High Street, Gravesend, Kent DA11 0AZ
Tel: 01622 765277
gravesendgm@gmail.com

ALL YOUR WARGAMING, MODELLING & RAILWAY NEEDS UNDER ONE ROOF

www.maidstonegamesmodelsandrailway.co.uk

MALPAS VINTAGE MACHINERY ASSOCIATION LTD

45TH YESTERYEAR RALLY

at HAMPTON HEATH, MALPAS, CHESHIRE
8th & 9th September 2019

WORKING DEMONSTRATIONS

On the A41
WHITCHURCH, CHESTER RD
The organisers reserve the right to
cancel or amend any events schedules

ADULTS £10 | SENIOR CITIZENS £9 | CHILDREN over 5 £5 | FAMILY £25 | UNDER 5 FREE

ALL ENQUIRES TO RALLY SECRETARY: **01978 780743**

MP Middleton Press

EVOLVING THE ULTIMATE RAIL ENCYCLOPEDIA

PUBLISHED 22 SEPTEMBER

DISS TO NORWICH

including Bressingham Steam Museum

- Recently Published -
CHESTERFIELD TO LINCOLN
PEEBLES LOOP
SHEFFIELD TOWARDS MANCHESTER

Albums £18.95 FREE P&P (UK) MAIL ORDER
www.middletonpress.co.uk



Easton Main Lines
DISS TO NORWICH
Including Bressingham steam museum
Richard Adderson and Graham Kenworthy
Series editor: Vic Mitchell

Easebourne Ln, Midhurst. GU29 9AZ
Tel: 01730 813 169
E: info@middletonpress.co.uk

MODEL RAILWAY SOLUTIONS

Established 2010

NEW MODEL SHOP NOW OPEN!

- All well known brands stocked.
- Free on-site parking.
- Gift cards available.
- See website for info on our Modular Baseboard & Helix systems.
- We also purchase any unwanted railway items or collections.
- Online shop to follow shortly.

Unit 1, 10-12 Alder Hills,
Poole, Dorset. BH12 4AL.
01202 798068.




www.modelrailwaysolutions.co.uk
Email: info@modelrailwaysolutions.co.uk

MonkBar Model Shop

Celebrating 55 years
of trading in 2018
Est. 1963

2 Goodramgate
York - YO1 7LQ
01904 659423
info@monkbarmodelshop.co.uk

OO & N Gauge Model Railways

Diecast Planes & Vehicles - Plastic Kits & Figures - Scalextric - Jigsaws

Visit us in York
Only 2 minutes walk from
York Minster
Open Monday - Saturday
9am - 5.30pm

Stockists of Hornby, Bachmann, Graham Farish, Peco, Dapol, Gaugemaster, Ratio, Wills, Woodland Scenics, Metcalfe, Oxford Diecast, Base Toys and many more

monkbarmodelshop.co.uk

MORRIS MODELS NORTH LANCING

80 Manor Road, N Lancing,
West Sussex, BN15 0HD
Tel 01903 754850
www.morris-models.co.uk
info@morrismodels.co.uk

We are between Brighton & Worthing, just off A27 west of Shoreham Airport

BRITISH RAILWAYS

HORNBY, PECO, DAPOL, HELIX
PLUS MANY OTHER RANGES OF SCENIC MATERIALS, BUILDINGS, VEHICLES etc

BICYCLED

OO/HO & N
Cycles & M/cycles
with working
lights!!
See our webshop
for details
Easy free parking!!
Open Mon - Sat
9.30 to 5.00

CONTINENTAL RAILWAYS

FLEISCHMANN, Roco, BRAWA, TRIX, herpa, FALLER, Preiser, BUSCH, NOCH, MINITRAINS



Pooleys Puffers

Partnership: David and Anne Poole

PECO, HORNBURY, DAPOL, JAVIS, KATO, WILLS-KITS

Model Railway Supplies, New & Second Hand Bought & Sold Diecast Models, kits & accessories

Tel: 0191 4910202 / 4106386 Mobile: 07976 519178
www.pooleyspuffers.com email: pooleyspuffers@btopenworld.com
382a Jedburgh Court, Team Valley Trading Estate,
Gateshead, Tyne & Wear NE11 0BQ
Mon - Sat 10am - 4pm •
When attending weekend exhibitions shop will be closed
Please phone FRI/SAT for opening times. Closed Sundays
All major cards accepted. Part exchange welcome



SPALDING MODEL RAILWAY EXHIBITION

SATURDAY 3RD & SUNDAY 4TH NOVEMBER 2018

SAT: 10AM - 5PM & SUN: 10AM - 4:30PM

9:30AM - 10AM WHEELCHAIR & DISABLED VISITORS ONLY

SPRINGFIELDS EVENTS CENTRE, CAMEL GATE, SPALDING, PE12 6ET.
(NEXT TO SPRINGFIELDS OUTLET SHOPPING CENTRE)

ADMISSION: ADULTS - £8.00 | OAP's - £7.00 | ACCOMPANIED CHILDREN FREE



Photo taken by Paul Bason

30+ LAYOUTS | TRADERS | DEMONSTRATIONS
FREE SHOW GUIDE | FREE PARKING | RESTAURANT
www.spaldingmrc.co.uk

EAST OF ENGLAND'S PREMIER MODEL RAILWAY EXHIBITION

EXHIBITION SPONSORS



Tel: 01780 784444
www.nvr.org.uk



Tel: +44 (0)1780 480404
www.hornbymagazine.com



Tel: 01263 733858
www.burevalleymodels.com

SQUIRES
Model & Craft Tools

Tel: 01243 842424
www.squirestools.com

DIGITRAINS

Tel: 01522 527731
www.digitrains.co.uk

From DC Kits
High Quality Sounds
from LEGOMANBIFFO

Tel: 0113 256 3415
www.dckits-devideos.co.uk



SAT MODEL RAIL 

<http://satmodelrail.co.uk> info@satmodelrail.co.uk

DCC decoder fitting service
Open Mon, Wed, Thurs, Sat, Sun 10.00 am to 5.00pm
Tue 10.00 to 1.30pm, Fri 1.30 to 5.00pm

Unit G5, The Old Granary, Battlesbridge Craft Centre,
Hawk Hill, Battlesbridge, Wickford, Essex. SS11 7RE
Tel: 01268 562588 Free Parking

LX050-00 Modular Catenary **LASER CUT TRACKSIDE ACCESSORIES IN 00**

Packs Start At Just £12.95




Modular Catenary Masts & Headspans For 2, 3, 4 Or More Tracks!
 A Choice Of Head Span & Mast Styles Available - Mix & Match!

Sturdy Laserboard & NOF Construction...
 No Soldering...
 Assemblies Just like a card kite!

scalemodelscenery.co.uk

Order online or call **01530 456952**

NEW from Scalescenes.com

→ scaleglaze

An wide range of handy Scalescenes compatible white screenprinted windows

Also great for scratchbuilders! View our large range of N and OO kits and texture sheets



Shady Lane Models
 Model Railways

RETAILERS OF BACHMANN, SCALEXTRIC, PECO, HORNBY, WOODLAND SCENICS, METCALFE, AIRFIX, HUMBROL, & MANY OTHER PRODUCTS & ACCESSORIES.

WE ARE SERVICE/WARRANTY AGENTS FOR HORNBY BUT CAN SERVICE/REPAIR MANY OTHER MAKES & SCALES OF MODELS.

WE CAN SUPPLY DCC PRODUCTS & FIT DCC DECODERS TO ROLLING STOCK.

WE CAN HELP IN THE DESIGN OF YOUR LAYOUT. WE CAN ALSO MAKE HOUSE CALLS TO ADVISE OR WORK ON YOUR LAYOUT DESIGN/ELECTRICS.

Open: Mon to Sat 9.30-5.00
SHADY LANE MODELS
11 Grenville Street, Bideford
Devon EX39 2EA
www.shadylanemodels.co.uk
Email: shadylane@live.co.uk
Call: 01237 238872
Mac McAllister

Sharge uk
 Tel: 01556 612157

N & OO/HO GAUGE TRACK CLEANERS

A small engineering company based in Scotland, and are involved solely in the manufacture of model railway track cleaning tankers.

Each boxed tanker comes complete with:

- Syringe and blunt needle to aid filling
- Material to make extra pads that can be used many times
- Screwdriver to adjust liquid flow

N GAUGE £75.00

OO GAUGE £93.00

Available in a range of colours and we can now supply the unit in EM Gauge.

www.model-traintrack-cleaner.co.uk

SOUTH EASTERN FINECAST

NEW

GWR 517 CLASS

AVAILABLE NOW



Price :
 F212 Loco & Chassis Kit £89.50
 FC212 N/S Chassis Kit £32.50

Whitemetal body complete with etched N/S chassis. Can be built in either 00, EM or P4. Fully compensation compatible. The kit includes name & number plates for 'Fair Rosamund' with number plates for five others. Chassis has options to build inside or outside bearing trailing wheel versions. (Includes brake and pull rod options).

Don't forget our range of :-
 VAC formed Building Sheets in 2, 4, 7 & 10mm scales - Flushglaze Window packs
 1/24 & 1/34 CAR KITS - 1/32 TRACTION ENGINE KITS
 4mm LOCOMOTIVE KITS including the NUCAST PARTNERS range

Email or SAE for Price List
GLENN HOUSE, HARTFIELD ROAD, FOREST ROW EAST SUSSEX RH18 5DZ
 Tel : 01342 824711 email : dave@sefinecast.co.uk
www.sefinecast.co.uk

2018 LLANFAIR GARDEN RAILWAY SHOW
AT LLANFAIR CAEREINION LEISURE CENTRE SY21 OHW

SATURDAY 1st SEPT
10:00am - 4:30pm
SUNDAY 2nd SEPT
10:00am - 4:00pm

ADMISSION
£7:00
UNDER 16 FREE

LAYOUTS - 16mm & G scale
40+ TRADERS, REFRESHMENTS
FREE PARKING
FREE BUS FROM WELSHPOOL & LLANFAIR RAILWAY GALA
MORE INFO CONTACT 07796 863249



www.YorkModelrail.com

Precision laser cut architectural components and scenery detailing; helping you create your models

Unique range of laser cut parts, kits, tools & materials

Laser cut plastics, timbers & card produce perfect results, with realistic depth, intricate detail and longevity



N, OO & 0 scales. Bespoke service for ALL other scales

Please visit our website to view all our products

York Modelmaking Printed price lists available 01904
 Unit 13, Bull Centre, Stockton-on-the-Forest, York, YO32 9LE 400358

ACCESSORIES

P & D Marsh

Whitemetal kits, hand painted models and laser cut wooden structures in N & 00. Painted signals available in N and 00. Free price list available.

48 Elm High Road, Wisbech PE14 0DQ

Tel: 07730 202270

www.pdmarshmodels.com

Skytrex Model Railways

Unit 1 Charnwood Business Park, North Rd, Loughborough, Leics LE11 1LE
tel: 01509 213789

For OO Gauge

www.skytrexmodelrailways.com

For O Gauge

www.ogauge.co.uk

Free subscription to newsletters!

Details on websites

BOOKS

Railways Buses Aviation Canals

DEREK'S TRANSPORT BOOKS
All Transport Subjects Covered
www.derekstransportbooks.com
Over 8000 Books in Stock on-line
Based in the New Forest
Est. 1995

Shipping Commercial Motoring Vehicles

NICK TOZER

RAILWAY BOOKS
RAILWAY BOOKS BOUGHT & SOLD

Free Railway Booksearch Service


155 Church Street, Paddock, Huddersfield, HD1 4UJ

SHOP: Tue/Wed 11:00-17:00 + Thur 14:00-20:00

www.railwaybook.com nick@railwaybook.com

Tel: 01484 518159

INSURANCE SERVICES



SPECIALIST MODEL RAILWAY COLLECTION INSURANCE
from £67.20* per annum
*Based on sums insured of £12,500

Full policy terms and conditions available at
www.modelrailwayinsurance.co.uk

Call us on 01636 858249

Our Model Railway Collection Policy is for enthusiasts who own a Model or Garden Railway, and provides cover anywhere in the UK, including in transit and whilst at an exhibition. Optional cover can be added to include Public Liability for ride-on passenger carrying locomotives.

We also offer:

- Exhibition Insurance
- Club or Society Insurance

magnet



Newark Beacon | Cafferata Way
Newark | NG24 2TN

Authorised and regulated by the Financial Conduct Authority

KITS/COMPONENTS

Wizard Models



Over 2,400 kits and parts mainly in 4 & 7mm scales covering: semaphore signalling; Sprat & Winkle and D.G. autocouplings; 51L, Comet and Mainly Trains locomotive, carriage and wagon kits and components.

Order on line at www.wizardmodels.ltd

UK P&P: £3.90 per order, tracked Airmail at cost, price list 5x1st class stamps.

24hr Phone 01652 635885

Wizard Models Limited, PO Box 70, Barton upon Humber DN18 5XY

EVENTS

NEWTON ABBOT TRAINS & TOY

FAIR, Sunday September 16th 2018,

at Newton Abbot, The Racecourse,

Devon TQ12 3AF 10.00am to 3.30pm

Admission £2.00 120+ tables. Contact

Ray Heard 01823 480097 or email

rayheard66@btinternet.com

BUS/RAILWAY COLLECTORS FAIR

Plus free vintage bus rides
PUDSEY CIVIC HALL, LEEDS


SATURDAY 27th OCTOBER 2018

- Over 100 stalls • 10am to 3pm
- Admission £2.00

Enquiries to Barry Rennison 0113 236 3695

Email: rennison@cc-email.co.uk

www.samuelledgardsociety.org.uk



DISPLAY/LAYOUTS

Model Layout Services



Layout Building - Custom Buildings
Bespoke Baseboards - Scenery

www.modellayoutservices.co.uk
Tel: 01337 830007

Platform 3 Models

Layouts designed and built From N to Garden railways based in the south west
All loco Servicing & Repairs and DCC decoder installation for N & OO

Contact **Tom Hussey**

Tel: 07811 903231

Email:

platform3models@hotmail.co.uk

Web: platform3models.co.uk

DCC CONVERSIONS

Mark's Trains



A RENOWNED SPECIALIST DCC CONVERSION SERVICE

- All scales and budgets • Friendly, reliable service
- Quick turn-around • Servicing and repairs • Weathering
- Resprays • Kit building service • Zimo, ESU & Lenz dealer

www.marks-trains.co.uk

Contact Mark: 07515 436396 • Email: info@marks-trains.co.uk

HARDWARE & FIXTURES

ALWAYS IN STOCK:
Huge range of miniature fasteners, including self tappers from No 0 Gauge.

ModelFixings.co.uk
also the home of **ModelBearings.co.uk**

- Taps, Dies & Drills
- Miniature Bearings
- Adhesives & Tools
- Circlips
- E-Clips
- Starlocks

EST. 2003
Fast mail order service

Tel: +44 (0)115 854 8791 • Email: info@modelfixings.com

EXTREME ETCHINGS
2 Upper Dunstead Road
Langley Mill Nottingham
NG16 4GR
email: brian@shawplan.com
Specialist suppliers of the finest quality nameplates and detailing components for the Diesel and Electric era in 2, 4 and 7mm scales.
01773 718648
www.shawplan.com

BRANCH LINES



Mashima, Hanzono, Canon motors. Gears, gearboxes, bearings, drive shafts, wheels, crankpins, etc. Black Beetle, Tenshodo motor bogies

4mm loco and chassis kits and detailing parts and accessories.

4 and 7mm narrow gauge loco, coach and wagon kits, chopper couplings

4mm etched coach and PBV kits (MR/LMS, LBSR, SECR, SR, TVR) 7mm Ford T Railbus, coach kits.

P.O. BOX, WESTBURY, BA13 9AA
Tel/Fax: 01373 822231
E-mail: sales@branchlines.com

Catalogues: e-mail or SSAE + £1 in stamps or £2.50 C/card and PLEASE STATE INTERESTS


MANUFACTURERS

Northumbrian Painting Services



Manufacturer of metal railway figures and scenery suited to railway enthusiasts of all ages. Figures available in N Gauge, 00 Gauge and 0 Gauge. Resin Scenery available in all sizes. Weathering services available on request

Tel: 01434 600529 paintinghistory@live.co.uk
www.paintinghistory.co.uk



MODEL SHOP



www.BestsModeller.co.uk
0781 4751547

We at **BESTSMODELLER** sell all Die-Cast Models, Hornby, Lima, Bachmann Railways, Eddie Stobart products, Corgi Buses and have many other products to sell. You can also purchase online at our website.

CAISTOR LOCO
8 Market Place, Caistor, Lincs LN7 6TW
Tel: 01472 859990
For all your Model Railway Needs
Opening Hours: Mon, Tue, Thur 10 till 5
Fri 10 till 5 & Sat 10 till 5
Hornby • Parkside • Smiths • Peco • Cambrian
Metcalfe • Bachmann • Cooper • Mail Coach
Wills • Farish • Springride • Ratio • Railmatch
Point • Knightwing • Falter • Knoch • Javis •
Woodlands Kadec • P.D. Marsh and many more
Mail order welcome

Hornby • Bachmann • Metcalfe • Hummel • Oxford • Scalecraft •
Woodland Scenics • Graham Farish • Airfix • Prosser • Expo • Scalextrics
Extensive Range of Model Railway Scenery & Accessories
K.D.C Hobbies
50 Saron Road Saron Chapel Mendre
Ammanford SA18 3LG
01269 831332 / 01269 831105
www.kdchobbies.co.uk
kdchobbies@aol.com

EVERGREEN / HORNBY / METCALFE
www.sherwoodmodels.co.uk
831 MANSFIELD ROAD, NR. DAYSBROOK,
NOTTINGHAM NG5 3GF - TEL: 0115 926 6290
MERHUR STYROPLAST
Arched retaining walls (straight and angled), tunnels/
cobblestones/walling sheets in 'N' & 'OO' gauges
www.pls-layouts.co.uk
★ SPIRALS & TRAVELLERS ★ UPGRADES & TROUBLESHOOTING
★ TRACK LAYING & WEATHERING ★ LAYOUT ELECTRICS & ELECTRONICS
★ CONTROL PANEL CONSTRUCTION ★ SCENICS & BALLASTING
★ DCC SPECIALISTS IN LAYOUT CONSTRUCTION & INSTALLATION
★ CAD LAYOUT DESIGN ★ BASEBOARD DESIGN & CONSTRUCTION
WOODLAND SCENICS & KADEE STOCKED

Addlestone Models
The Shop with the stock
Surrey's leading Discount Model Centre
Open 7 days
Mon - Sat 9.30 - 5.30 Sun 11 - 2
130 Station Road, Addlestone,
Surrey, KT15 2BE
www.addlestone-models.co.uk
01932 845440

Crafty Hobbies
South Cumbria's
number one
shop for model
railways, crafts, and
doll's houses.
www.crafty-hobbies.co.uk
54 Cavendish Street,
Barrow-in-Furness,
T: 01229 820759

Maestro Tel: 01933 355531
PayPal Mobile: 07969 535 699
H&A MODELS
19 Keats Way, Higham Ferrers,
Northants. NN10 8DQ
Email: sales@hamodels.net
Coach & Wagon Kits, Wheels, Decals, Wagon Loads, Paint & Sundries
Parkside Models, Dundas Models, Cambrian, Genesis, Slaters, Ian Kirk, Red Panda, Dapol, Kadec,
Ratio, Peco, Precision Paint, Modelmaster, Labelle Oils, Alan Gibson, Romford, Seuthe, Smiths
Order on line at: www.hamodels.net or ring us (same day or next day despatch)
Precision Paint - pre order and pick up at exhibitions (minimum two weeks notice)
September Exhibitions - 1st & 2nd Soar Valley Loughborough LE11 2DU - 15th Mid Essex Shenfield CM15 8RY

HIGH LANE MODEL RAILWAYS
Stockport Indoor Market, Marketplace, Stockport, SK1 1ES
Email: info@highlanemodelrailways.co.uk Tel: 07955 362105
Stockist of • JAVIS • GAUGEMASTER • HORNBY • BACHMANN
New and Pre-owned Model Railways in gauges • OO/HO • N • O
Also stock • Diecast cars • Buses • Track • Scenic accessories, paints and adhesives
Open: 9.00am till 4.30pm Tuesday, Thursday, Friday & Saturday

TRIDENT TRAINS
www.tridenttrains.co.uk
01270 842 400
We stock
HORNBY-BACHMANN-GRHAM FARISH-DAPOL OO & N
PECO-RATIO-WILLS-RAILMATCH-PAINTS-HUMBROL
PLASTIC-JAVIS-WOODLAND-SCENIC-OXFORD DIECAST
METCALFE OO & N-SUPERQUICK-TCS DECODERS-LENZ DCC
GAUGEMASTER-TRACKSETTA OO & N + MUCH MORE.
WEDNESDAY - SUNDAY 10.00 TIL 5.00

Millennium Models
Hornby, Bachmann, Peco & Gaugemaster
New and Secondhand Stock
Javis, Dapol, Metcalfe, Corgi & Oxford
67 Queen Street, Morley, Leeds
LS27 8EB • Tel: 0113 2189 286
www.millenniummodels.co.uk
MODEL JUNCTION
The Best Model Shop In Suffolk
Peco
Hornby
Bachmann
Gaugemaster
Metcalfe Models
And So Much More
Whiting St. Bury St. Edmunds IP33 1NX
www.modeljunction.com
Open Mon - Sat 9.00 - 5.00 01284 753456

JOHN DUTFIELD CHELMSFORD
Wards Yard, 133 Springfield Park Road, Chelmsford, CM2 6EE
PECO, HORNBY, BACHMANN, FARISH, DAPOL, HELJAN etc
and lots more for the railway modeller.
Opening times: 9 till 5.30 Closed Weds Suns & Bank hols
Tel: 01245 494455
email: heatherwilkinson@btconnect.com
www.johndutfieldmodelrailways.co.uk

LORD AND BUTLER CARDIFF
2000 sq ft model railway showroom CAFE & FREE PARKING
The Old Warehouse The Pumping Station
Penarth Rd Cardiff CF11 8TT
OPEN Mon - Sat 10-5.30 Sunday CLOSED
029 2066 7225 info@lordandbutler.com lordandbutler.com

THE HOBBY GOBLIN
STOKE-ON-TRENT
54 Hamil Road, Burslem ST6 1AU
Bachmann, Farish, Scenecraft, Woodland Scenics,
Hornby, PECO, Dapol, Gaugemaster,
Lenz, Metcalfe and much more!
T: 01782 818433
e: thehobbygoblin-uk@hotmail.com
www.thehobbygoblin.co.uk

The Model Shop
www.marketmodels.co.uk
Trains, boats, planes,
cars, vans, lorries
Unit 7a Ground Floor
The Octagon Centre
New Street, Burton On Trent,
Staffordshire, DE14 3TN
07939544527
Bob, Liz

RHUDDLAN MODELS
• Model Railways
• Games Workshop
• Die Cast Models
Corgie - Dinky - Matchbox
• Plastic Kits
Airfix - Revel - Etc
NEW AND USED ITEMS
BOUGHT AND SOLD
HIGH ST, RHUDDLAN
01745 590048
www.rhuddlanmodels.co.uk

PAIGNTON MODEL SHOP
Stockist of:
Hornby, Bachmann, Peco,
Woodland Scenics, Metcalfe,
Superquick, Airfix, Scalextric, Ratio,
Wills & Scenerama
N Gauge stockist for Farish
Loco Weathering Service Available
60 Hyde Road, Paignton,
Devon TQ4 5BY
Tel: 01803 555882
Email:
paigntonmodels@hotmail.co.uk
Website:
www.paigntonmodelshop.com

ROCHESTER GAMES MODELS & RAILWAY
All your wargaming,
modelling & railway needs
FREE PARKING under one roof FIND US ON F
Shop Open:
Mon-Sat 10am to 6pm • Sun 10am to 4pm
Late night - Monday, Tuesday & Thursday
21 Corporation Street,
Rochester, Kent ME1 1NN
Tel: 01634 815699
E: rochestergamesmodelsrailways@gmail.com
com.co.uk
www.rochestergamesmodelsandrailway.co.uk

Redcar Models & Hobbies
130 High Street,
Redcar, Cleveland
Stocking a wide range of 'OO'
railways by Bachmann, Hornby,
Peco and Gaugemaster
Tel: 01642 494 912
sales@redcarmodels.co.uk

THE RAILWAY SHOP
33 Broad Street, Blaenavon, Torfaen NP4 9NF
01495 792263
Bachmann - Hornby - Peco - Dapol - Wills
Ratio - Gaugemaster - Kadec - Metcalfe - Heljan
all at discount prices Mail order welcome
NEW • NEW • NEW
Basil Jayne - 7 Plank Wagon
£10.25 + £2.85 p&p
NEW • NEW • NEW
Open Weekdays: 10.30 - 5.00 • Sat. 10.30 - 4.00
Profits support the Pontypool & Blaenavon Railway

MODEL SHOP

Salopian Models

Salopianmodels.com
 Authorised Stockists of all big brands, such as Hornby, Scalextric, Airfix, Metcalfe, Dapol & Wall Hangers Heritage Prints. Very competitive pricing with top quality service.
 07951 241343
 Stall 52, Shrewsbury Indoor Market Hall, Claremont Street, Shrewsbury, Shropshire SY1 1HQ

THE MODEL SHOP

Specialist Model Railway Stockist
4 St David's Hill, Exeter EX4 3RG
 (just off the old Iron Bridge)
 Now agents for NCE DCC systems
 www.trainsandtrack.co.uk
 Tel: 01392 421906
 shop open Tue/Sat 9.30-5.00pm
 Now taking orders for 2018 releases

RONEO MODELS

32 Roneo Corner, Hornchurch, Essex, RM12 4TN
 T 01708 442836, E roneomodels@yahoo.co.uk

Opening times: 9:30-17:00
 Mon, Tues, Thurs- Sat

mike's models

- THE MODELLERS MODEL SHOP -

Contact us on:
 3-5 Brockwell Rd, Birmingham B44 9PF
 01213 604 521
 Email: info@mikes-models.co.uk
 www.mikes-models.co.uk

Over 11,000 products in stock covering all aspects of model making.

Great after sales support.

From ready to go train sets to materials for your layout or anything in between.

hpi-racing OptiFUEL SCALEXTRIC VISIT US FOR ALL YOUR MODELLING REQUIREMENTS 65 Kingston Road, Portsmouth PO2 7DX Tel No. 02392 738111 Email: modelshop117@gmail.com

Kent Garden Railways

16mm and G Scale Specialists

LGB ♦ Bachmann ♦ Aristocraft ♦ Accurcraft ♦ Peco ♦ Piko ♦ Pola ♦ Roundhouse etc
 OO and N from leading suppliers ♦ Hornby ♦ Bachmann ♦ Farish ♦ Heljan ♦ Peco
 66 High Street, St Mary Cray, Orpington, Kent, BR5 3NH Tel: 01689 891668
 Shop Open Mon - Sat 09.00 - 17.00 www.kgrmodels.com

MODEL WORLD

3 LONDON ROAD,
 NEWPORT PAGNELL,
 BUCKS MK16 0HA
 ONLY 1 MILE JNC14 M1
 Hornby, Bachmann, Peco etc.
 Tel: 01908 612983

mickoxley@aol.com



Visiting the Isle of Wight?

Two floors of locomotives, wagons, coaches, buildings, scenery, electrics, figures, cars and more!

N/009/HO/00/On30/G

UPSTAIRS DOWNSTAIRS

Pier Street - Sandown - PO36 8JR
 01983 406 616 - www.udiw.com

SPORTS & MODEL SHOP

We are a traditional model shop based in the Highlands.
 Brands available include Hornby, Bachmann, Graham Farish, Peco and Dapol
 We also stock a wide range of plastics, metals and scenics
 www.sportsandmodelshop.co.uk
 You can also order by telephone 01349 862 346 Mon-Sat 9:15-17:00

Trains4U.com

27 St. David's Square, Fengate, Peterborough, PE1 5QA
 Open Tues-Fri 9:30-5:00, Sat 9:00-5:00, Sunday 10:30-3:30, closed Monday

Huge range of Models in N, OO & O. Used items bought & sold. Free parking
Revolution N Gauge Class B Tankers in stock now!

Single Tankers (all varieties) £26.95
 Triple Packs £80.85

Tel: 01733 895989 e-mail: Trains4U@BTConnect.com



LARGE STOCKS OF PRE-OWNED RAILWAYS, A SELECTION OF WHICH IS ON OUR WEBSITE.

We stock new Hornby, Bachmann, Graham Farish, PECO, Expo Tools, Electrical components & much more!

We also purchase your unwanted railways, whether it's a single item or collection - anything considered.

Whether you're a novice or an expert we are always happy to help! So why not visit us today or give us a ring!

Tel: 02380 772 681 www.ronlines.com
 342 Shirley Road, Southampton, SO15 3HJ
 Open: Mon to Fri 10am-5pm & Sat 9am-4pm

WALTONSMODELS.CO.UK

Where Will Your Hobby Take You Today?

Figures from £5.20

Peco Accessories from £2.75

Hornby DCC NMRA decoder only £13.75

Crosfield Chemicals
 Limited Edition
 3 x Wagons
 £29.95



info@waltonsmodels.co.uk 0161 928 5940

30 Stamford Street, Altrincham, Cheshire, WA14 1EY



ONLINE MODEL SHOP

RAILWAYSCENICS

14 Woodsage Drive, Gillingham, Dorset SP8 4UF
 Secure online ordering: 01747 826269
 Email: sales@railwayscenics.com

ONLINE MODEL SHOP SUPPLYING A WIDE RANGE OF TOOLS AND COMPONENTS.

See website for more details.

www.railwayscenics.com

THE ORIGINAL DCC FITTING SERVICE

THE ORIGINAL DCC FITTING SERVICE
Wickness Models
 • DCC Fitting Service
 • All Gauges
 • DCC Products
 • Layout Accessories
 • DCC Sound Decoders
 www.wicknessmodels.co.uk • Call Douglas on: 07506 689978

NOW buying your unwanted model railway collections
NOW STOCKING A WIDE SELECTION OF PRE-OWNED MODEL & NEW RAILWAY COLLECTIONS ONLINE & INSTORE
 www.agrmodelrailwaystore.co.uk
 Monday - Friday 9am-5pm Saturday 9am-4pm
 AGR Model Railway Store
 9 High Street Mews,
 28 High Street,
 Leighton Buzzard
 Bedfordshire, LU7 1EA
 01525 854788
 sales@agrmodelrailwaystore.co.uk

NAMEPLATES & ETCHING

247 DEVELOPMENTS
For your 4mm Loco plates & Loco detailing parts

247 Development
1 Pen Y Banc, Seven Sisters
Neath, SA10 9AB
01639 701583
Email: info@247developments.co.uk
Web Site 247developments.co.uk

SCENERY SPECIALIST

Model Scenery Supplies

Internet Shopping
Hundreds of Items

Search... Baseboards any size
modelscenerysupplies.co.uk

TOY & TRAIN FAIRS

SANDOWN PARK TOY & TRAIN COLLECTORS FAIR Europe's No1 Toy Collectors Fair Sandown Exhibition Centre, Sandown Park Racecourse, Portsmouth Rd, Esher, Surrey, KT10 9AJ Saturday 15th September 2018 10.30am-3pm Adults £6.50 Seniors £6 Children £2 (under 5s free) FREE PARKING www.bpfairs.com Tel 01604 846688

BRIDGNORTH TOYFAIRS, Leisure Centre, High Town, Bridgnorth WV16 4ER. Monday 27th August 10.30am-3.00pm, £2.00 entry, Tony Oakes Fairs 01270 652773

WANTED

SID'S COLLECTABLES
We buy your collections,
Model Railways -
Hornby, Bachmann,
Wrenn etc...
Model kits -
Airfix, Revell, Tamiya etc...
also
Die cast cars & motorbikes -
Onyx, Minichamps, Vitesse etc...
also 5" action figures
WE PAY CASH
for your New and Pre-owned
items. Can travel for the right
items, pictures would be
appreciated, please contact me :-
EMAIL
BUSTERSBONANZA@GMAIL.CO.UK
OR PHONE: 07958589698

HORNBY DUBLO WANTED -
Locos, coaches, wagons, all related
items. Single items to whole
collections, cash paid, distance no
object. TONY COOPER
Call: 01254 234017

TOTEM MUGS

WALLHANGERS HERITAGE

ADWINTON DUKESFIELD TOWN
BURY ST EDMUNDS SHEPPARTON
ILMINSTER CREWE

Visit the website and personalise
your very own 1950's style British
Railways Totem Mugs!
Just add a name or message and
choose from the regional colours of
the day!
Only £9.50 including
P & P within the UK.
www.wallhangersheritage.com

TOY & TRAIN FAIRS

BURTON-UPON-TRENT TOY & TRAIN FAIR, Town Hall, DE14 2EB,
Wednesday 26th September 6.30pm-
8.30pm. Always a good selection of
rail and diecast. Contact Malc 07951
072790

RETURNING - BUXTON TOY FAIR,
The Pavilion Gardens, St. John's Road,
Buxton, Derbyshire, SK17 6XN. Sunday
9th September 2018 10.30am-3pm
Adults £3 Seniors £2.50 Children £1
(under 5s free) www.bpfairs.com Tel
01604 846688.

RUGBY VINTAGE OLD TOY & TRAIN COLLECTORS FAIR, The Benn Hall,
Newbold Road, Rugby, Warwickshire,
CV21 2LN Saturday 8th September
2018 10.30am-3pm Adults £3.50
Seniors £3 Children £1 (under 5s free)
www.bpfairs.com Tel 01604 846688.

ASHFIELD TOY & TRAIN FAIR,
Festival Hall NG17 7DJ. Sunday 30th
September 10am-2pm. Good access,
refreshments, free parking, Contact
Malc: 07951 072790

STAFFORD SHOWGROUND TOY & TRAIN COLLECTORS FAIR, The
Prestwood and Argyle Centres, Stafford
Showground, Weston Road, Stafford
ST18 0BD Sunday 2nd September
2018 10.30am-3pm 300 stalls Adults
£4 Seniors £3.50 Children £1 (under 5s
Free) Free parking www.bpfairs.com
Tel: 01604 846688

CHESTER LE STREET - LORD LAWSON OF BEAMISH ACADEMY,
Birtley Lane, Birtley Co Durham DH3
2LP Sunday 2nd September 2018
10am - 3pm Admission £3 Senior
Citizens and Children £2 Early entry
£5.00 Contact Jim Corr 07594035955
Email jim_corr73@hotmail.co.uk Like us
on Facebook Northerntoyfairs
ALFRETON LEISURE CENTRE, Toy
and Train Fair: DE55 7BD Friday 7th
September, 7pm -9pm, refreshments
available. Perfect start to the weekend
Contact Malc: 07951 072790

Tri-angman
Specialist in Model Railway
Tri-ang, Hornby, Bachmann, Wrenn, Minic, etc

BUY & SELL HARD TO FIND ITEMS & COLLECTABLES

Find me on www.tri-angman.co.uk
Tel: 07966 333605 Email: laurence@tri-angman.co.uk

SQUIRES MODEL & CRAFT TOOLS

100 London Rd, Bognor Regis, West Sussex PO21 1DD
Tel: 01243 842424 Fax: 01243 842525
Email: sales@squirestools.com www.squirestools.com
Squires will be exhibiting at the following shows in 2018
Diary updated as bookings are confirmed

AUG 11 - BEXHILL MR Exhibition, St. Richards Catholic College, Ashdown Rd,
Bexhill-on-Sea, East Sussex, TN40 1SE Sat 10 - 5pm. Plenty of FREE Car Parking on site!

AUG 11/12 - SKIPTON MR Exhibition, Skipton Academy (Formerly Aireville School)
Gargrave Rd, Skipton, BD23 1UQ, Sat 10 - 5, Sun 10 - 4. www.skiptonrailsoc.org.uk

AUG 25 - BOURNVILLE Model Railway Ex, The Hollymoor Centre, 8 Manor Park Grove,
Northfield, Birmingham, B31 5ER. 10.00am to 4.30pm.

SEPT 1/2 - TELFORD GUILDEX 2018, O Gauge Exhibition and Trade Show, The Telford Exhibition
Centre, St. Quentin Gate, Telford, TF3 4JH, Sat 10 - 5, Sun 10 - 4.

**Coming to Telford? - Why not try Sunday? - the show is less busy - see more of the layouts
AND a lot easier to get to our stand!!! :-)**

SEPT 8/9 SWINDON Railway Festival, STEAM Museum of The Great Western Railway, Fire Fly Avenue,
Swindon. SN2 2EY. Sat/Sun 10-5.

**Coming to Steam at Swindon? - Why not try Sunday?? - the show is less busy, see more of
the layouts AND a lot easier to get to our stand!!! :-)**

SEPT 15/16 AYR MR Exhibition, The Citadel Leisure Centre, Ayr, KY7 1JB. Sat 10-5, Sun 10-4.

SEPT 22 - BURY ST. EDMUNDS Model Railway Club Annual Exhibition, Thurston Sixth, Beyton Campus,
Drinkstone Rd, Beyton, Bury St Edmunds, Suffolk IP30 9AQ. Saturday 10 - 5

SEPT 22/23 - HALIFAX MR Exhib, North Bridge Leisure Centre, Halifax, HX1 1XH. Sat/Sun 10-5.

SEPT 29/30 - WORTHING MR EXHIBITION, Durrington High School, The Boulevard, Durrington, Worth-
ing, West Sussex. BN13 1LA Sat 10-5, Sun 10-4. Plenty of FREE Parking

OCT 6/7 - SHILDON, Model Railway Exhibition, Locomotion Museum, Shildon DL4 1PQ Sat/Sun 10-5pm.
*Free Car Parking and Free Entry to Museum and Exhibition - Yes that's Free Entry!!!! :-)

OCT 6/7 - FOLKESTONE Folkstone, Hythe & District MR Exhibition, The Leas Cliff Hall, Folkestone, Kent.
CT20 2DZ. Sat 10 - 5.30, Sun 10 - 5.

OCT 6/7 - FAREHAM Fareham & District MR Exhibition, Fareham Leisure Centre, Park Lane, Fareham,
Hampshire, PO16 7JU. Sat 10 - 5.30, Sun 10 - 4.30.

OCT 13/14 - ALDERSHOT Farnham Model Railway Club 44th Exhibition, Alderwood Leisure Centre,
Tongham Rd, Aldershot, Hants. GU12 4AS. Sat 10-5, Sun 10 - 4.30. www.farnhammrc.or.uk

OCT 20 - CHICHESTER M/RAILWAY EX, Boy's H/Sch, Kingsham Rd, Chichester, W.Sussex. PO19 8AE. 10-5.

OCT 20/21 - UCKFIELD MODEL RAILWAY EX, Uckfield Civic Centre, Uckfield. TN22 1AE Sat/Sun 10 - 5.

OCT 27/28 - ABERDEEN MR EXHIBITION, Hallmark Hotel, Aberdeen Airport,
Aberdeen, AB21 7DW Sat 10-5/Sun 10-4. www.facebook.comAberdeenModelRailwayclub

OCT 27/28 - LEEDS The Leeds Model Railway Society MR Exhibition, The Grammar School, Alwoodley
Gates, Harrogate Rd, Leeds, LS17 8GS, Sat 10 - 5, Sun 10 - 4.30. Plenty of Free Parking.

OCT 27/28 - STOCKPORT Hazel Grove & District MR Society Exhibition, Hazel Grove
Recreation Centre, Jacksons Ln, Hazel Grove, Stockport, Cheshire, SK7 5JX. Sat 10 - 5, Sun 10 - 4.

NOV 3 - HIGH WYCOMBE - WYCRAIL 18 MR Exhibition, Cressex Community School, Cressex Rd, High
Wycombe Bucks, HP12 4UD. Sat 10-5.

NOV 3/4 - SPALDING MR Exhibition, Springfields Exhibition Centre, Camelgate, Spalding PE12 6ET,
Sat 10 - 5, Sun 9.30 - 4.30.

NOV 3/4 - ANGMERING W.Sussex Area Group N Gauge Society "All Scales Model Railway Exhibition",
The Angmering School, Greenwood Drive, Station Rd, Angmering, BN16 4HH, Sat 10-5 Sun 10-4

*Now 2 Day Show - Short Walk Angmering Station - Features various scales not just N Gauge!!!!

NOV 10 - IPSWICH MR Ex, Rushmere Hall Primary School, Lanark Rd, Ipswich, Suffolk IP4 3EJ. Sat 10 - 5pm.

NOV 10/11 TELFORD IPMS SCALE MODEL WORLD, The Telford International Centre, St. Quentin Gate,
Telford, TF3 4JH. Sat 10-6, Sun 10-4.

Nov 16-18 - WAKEFIELD 57th Model Railway Ex, Thorne Park Athletics Stadium, Horbury Road,
Wakefield, WF2 8TY Fri 5.30-9. Sat 10-5.30. Sun 10-4.30.

Nov 17 - PORTSMOUTH South Hants Model Railway Ex, Admiral Lord Nelson School, Dundas Lane,
Portsmouth, Hants PO3 5XT. 10-5. *Plenty of Free Parking.

Nov 17/18 - WORKINGTON Model Rail Show, University of Cumbria, Energus Building, Blackwood Rd,
Lillyhall Estate, Workington, Cumbria, CA14 4JW. Sat 10 - 5, Sun 10 - 4. 5th Year at this NEW VENUE.

Nov 24/25 - BIRMINGHAM Warley National Model Railway Ex, Hall 5, NEC Birmingham B40 1NT. Sat
9.15 - 6, Sun 9.15 - 5. www.warley-mrc.org.uk.

EXHIBITIONS AND SHOWS IN 2019

Jan 12/13 - BOGNOR REGIS Model Railway Ex, Felpham Community College Felpham Way, Felpham,
Bognor Regis, West Sussex PO22 8EL Sat 10 - 5, Sun 10 - 4.30. Plenty of Free Parking.

Jan 19/20 - CALNE Model Railway Ex, Calne Leisure Centre, White Horse Way, Calne, Wilts. SN11
OSP Free parking, Sat/Sun 10-5 - **Enlarged Show for 2019**

JAN 20 GUILDFORD - Astolat Model Railway Exhibition, The Surrey Sports Park, University of Surrey,
Richard Meyjes Road, Guildford, Surrey, GU2 7AD. Sunday 10-5.

JAN 26/27 KENDAL MODEL RAILWAY EX, Leisure Centre, Burton Rd, Kendal, LA9 7HX Sat/Sun 10-5

JAN 27 BRISTOL - Bristol 'O' Gauge Group Ex, University of the West of England (UWE Bristol),
Conference & Exhibition Centre, Filton Road, Bristol, BS34 8QZ. Sun 10 - 4.00pm.

Feb 22/23/24 GLASGOW Model Rail Scotland Scottish Exhibition Centre, Glasgow, G3 8YW Fri
10.30-6, Sat 9.30-6, Sun 9.30-5 www.modelrail-scotland.co.uk

Mar 2/3 - PRESTON Preston & District Model Railway Ex, Sports Hall, Preston College, St Vincents
Road, Fullwood, Preston, Lancashire, PR2 8JR. Sat/Sun 10 - 5pm

Mar 16 - ABINGDON ABRAIL 2018 Model Railway Ex, White Horse Leisure & Tennis Centre, Audlett
Drive, Abingdon, Oxon, OX14 3PJ. Saturday 10 - 5pm.

MAR 16/17 PERTH GREEN Model Railway Exhibition, Perth Green Community Centre, Inverness Road,
Jarrow, Tyne and Wear, NE32 4AQ Sat 10-5. Sun 10-4.

APRIL 13/14 CORSHAM Trainwest 2019 Model Railway Exhibition, Springfield Community Campus,
Beechfield Road, Corsham, Wilts SN13 9DN Sat/Sun 10 - 5 **Plenty of FREE Parking**

New Tools Shop Extension Now Open.

New Printed Mail Order Catalogue to be published soon - reserve your copy now.
Exhibition Invitations always welcomed.

NEXT ISSUE

DIGITAL SPECIAL!

Hi-tech layouts



Three stunning feature layouts, all operated with Digital Command Control, will showcase this system's potential for running railways big and small and across the scales. Highlights include Paul Toulmin's Exeter Junction in 'OO' gauge and Peter Price's compact 'O' gauge terminus Peterton. Plus you can expect the latest updates on *Hornby Magazine's* own in house project layouts.

MODELLING AND MORE

Tim Shackleton shows how to create a 'dead' locomotive to tow in a freight consist, we have a full preview to the Great Electric Train Show, a guide to building a laser cut lamp hut, the latest product reviews, news and much more. Don't miss it!



WE SHOW YOU HOW!



THE NEXT ISSUE OF
HORNBY
magazine

is on sale September 13 2018

DON'T MISS IT!

The *Hornby Magazine* team will show you how to make the most of digital control with informed features, detailed product reviews – including the latest sound decoders – and an in depth guide to installing Legomanbiffo's new sound decoder for the Hornby Class 800 units.

PLUS

- The latest reviews
- Exclusive competition
- Railway history
- The latest news
- Step by step guides
- Inspirational layouts

dapol

model railway company

Tel: 01691 774455

Fax: 01691 778866

e-mail: sales@dapol.co.uk

www.dapol.co.uk

Dapol Limited, Gledrid Industrial Park, Chirk, Wrexham, LL14 5DG

August releases

Terrier



7S-010-013 - Terrier A1 751 SECR Green

7S-010-014 - Terrier A1 734 LSWR Green

7S-010-016 - Terrier A1 Fenchurch Marsh Brown

7S-010-012 - Terrier A1X 32650 BR Lined Black E/Crest Ex IOW Fishbourne

7S-010-015 - Terrier A1X Plain Black

These are 1st Decorated Samples Copyright Dapol Ltd.

NEW!

MGR HAA



These are 1st Decorated Samples Copyright Dapol Ltd.

7F-048-001 - MGR HAA Coal Wagon (Red Cradle) 350274 ERA 7-8

7F-048-002 - MGR HAA Coal Wagon (Red Cradle) 355203 ERA 7-8

7F-048-003 - MGR HAA Coal Wagon (Red Cradle) 353823 ERA 7-8

7F-048-004 - MGR HAA Coal Wagon (Blue Cradle) 351351 ERA 8-9

7F-048-005 - MGR HAA Coal Wagon (Brown Cradle) 354317 ERA 5-7

7F-048-006 - MGR HAA Coal Wagon (Brown Cradle) 359180 ERA 5-7

7F-048-007 - MGR HAA Coal Wagon (Brown Cradle) 359447 ERA 5-7

7F-048-008 - MGR HAA Coal Wagon (Yellow Cradle) 354469 ERA 7-8

HIA



Previously Produced Model used for Illustration Purposes Only.

4F-026-013 - HIA Freightliner Green Heavy Haul Limestone Hopper 369006

4F-026-014 - HIA Freightliner Green Heavy Haul Limestone Hopper 369012

4F-026-015 - HIA Freightliner Green Heavy Haul Limestone Hopper 369018

4F-026-016 - HIA Freightliner Green Heavy Haul Limestone Hopper 369019

4F-026-017 - HIA Freightliner White Heavy Haul Limestone Hopper 369026

4F-026-018 - HIA Freightliner White Heavy Haul Limestone Hopper 369033

Turbot



These are 1st Decorated Samples Copyright Dapol Ltd.

4F-043-001 - Turbot Bogie Ballast Wagon EWS Maroon DB978363

4F-043-002 - Turbot Bogie Ballast Wagon EWS Maroon DB978396

4F-043-003 - Turbot Bogie Ballast Wagon EWS Maroon DB978309

4F-043-004 - Turbot Bogie Ballast Wagon Engineers Dutch Livery DB978337

7F-200-001 - BR 20T Brake Van B951771 Grey CAO

7F-200-002 - BR 20T Brake Van B952182 Grey

7F-200-003 - BR 20T Brake Van B953095 Bauxite

7F-200-004 - BR 20T Brake Van B951224 Bauxite CAP

7F-200-005 - BR 20T Brake Van B952042 Grey

7F-200-006 - BR 20T Brake Van B952978 Bauxite

7F-200-007 - BR 20T Brake Van Unnumbered Grey

7F-200-008 - BR 20T Brake Van Unnumbered Bauxite

4F-013-039 - Gunpowder Van - Spillers 177

4F-013-040 - Gunpowder Van - Spillers 177

Weathered

4F-016-027 - Banana Van - Geest B882128

4F-016-028 - Banana Van - Geest B882128

Weathered

4F-090-009 - 9 Plank - NE Loco Coal 30990

4F-090-010 - 9 Plank - NE Loco Coal 30990

Weathered

2F-038-053 - 20T Steel Mineral - Bolsover 6395

2F-038-054 - 20T Steel Mineral - Bolsover 6395

Weathered

Product Scale Key

O Gauge

OO Gauge

N Gauge

All product release dates correct at time of going to press

dapol

collectors

club

ONLY £25 PER YEAR

(Plus p&p)

15% DISCOUNT ON ALL DAPOL PRODUCTS PURCHASED THROUGH DAPOL

ANNUAL OPEN DAY

4 NEWSLETTERS PER YEAR

IN GAUGES 'N' 'OO' & 'O'

FOR MORE INFORMATION CONTACT ANDREA / NEIL ON 01691 774455 OPTION 1 OR EMAIL club@dapol.co.uk

SPECIAL COMMISSION WAGONS

- YOUR CHOICE OF DAPOL BODY
- YOUR CHOICE OF LIVERY
- TURN AROUND IN JUST 3 MONTHS
- FROM JUST 100 IDENTICAL MODELS IN 'OO' OR 'N' 25 IN 'O'
- FOR MORE DETAILS CONTACT CLAIRE ON 01691 774455 OPTION 1 OR EMAIL studio@dapol.co.uk



GAUGEMASTER Spotlight

SEEP Point Motors



SEEP GMC-PM10 Classic Solenoid Point Motor



- Reversible fitting direct to point, or under baseboard.
- Positive throw action with less bounce.
- Low voltage, energy efficient operation (16-24v AC or DC).
- Complete with mounting screws and extension pin.
- In-built terminal block, no soldering.
- OO, N and O Scale compatible.
- Precision-built with high tolerance levels.
- Value Packs of 5 available.
- Digital version available, that can be powered by either DC or DCC power sources.



The in-built terminal block means that installing the PM10 is a breeze, with no soldering required. The motor can be fitted either directly to the point, or under the baseboard.

The **GMC-PM10 Classic** Solenoid Point Motor has been created to work with all leading brands of track in the United Kingdom. Designed with easy installation in mind, it has a built-in reversible mounting plate (with adjustment slots and holes), robust plated metalwork frame and fibreglass circuit boards for longer life.

The PM10s magnetic coils are high-efficiency for reliable operation, needing less current than other brands. The PM10 also has easy to use solder-free screw terminals. We have included mounting screws and a throw-bar extension for each motor for easy, simple installation. We even supply a handy screwdriver with the Value Pack, for use with the solderless terminals.

The **Digital version (GMC-PM10D)** comes complete with an accessory decoder and harness, with the same features and flexibility as the **Classic** version. It has built-in connections for manual switch operation, as well as LEDs for your mimic panel for position indicators. All terminals are screw connections.



SEEP GMC-PM20 Surface Mounted Point Motor



- 'Plug and Play' installation with reversible 3-Way connector.
- Fits parallel to point work - tie-bar linkage drops over tie-bar pin.
- Strong metal body shell construction.
- Complete with mounting screws and pre-terminated harness.
- Low voltage, energy efficient operation (16-24v AC or DC).
- OO, N and O Scale compatible.
- Value Packs of 5 available.
- Digital version available, that can be powered by either DC or DCC power sources.

Designed with easy installation in mind, the **GMC-PM20 Surface Mounted** Point Motor is placed parallel to your point-work and operates equally well orientated either way. PM20 works well with all popular modelling scales, and with the leading brands of track in the UK.

The magnetic coils are high-efficiency for reliable operation, needing much less current than most other brands. The **GMC-PM20** also has a plug-in harness that is very easy to use. Mounting screws are included.

GMC-PM20 has built-in connections for manual switch operation, as well as LEDs for your mimic panel for position indicators. All terminals are screw connections.

Installation is simplified with three pin plug socket on the end of the point motor. Simply plug in the pre-terminated harness and connect the wires to your power source.



GMC-PM50 Connection Boxes (3)

Ever find you've cut your run of wire too short or run out before you get to the switch? These connectors will help. They even come with screws to fix them on.



GM09RB Red/Black Twinned Wire
10m (14 x 0.15mm)

10m of Red/Black twinned wire. Ideal for model railway use and when trying to keep wiring tidy.



GMC-PM52 Point Motor Accessory Pack Contains 5 spare extension pins and collars, 20 attachment screws, screwdriver, and 5 ballast stickers.

This is a useful pack for anyone using our GMC-M10/PM10D Point Motors. It contains extra extension pins and collars, screws, and a screwdriver which fits the terminal block on the PM-10, as well as ballast stickers to cover the hole in the baseboard.



GMC-PM51 Point Motor Wire
(Red/Green/Black) 10m Tripled (14 x 0.15)

This is a useful 10m reel of tripled wire; with red, green, and black wires together. Easier, tidier wiring for point motors.



GM612 45mm Hole Saw and Arbor
for Point Motor Fitting

Great for drilling holes in your baseboard if you are fitting your motors directly to the track.

PRICES

Full details of our Analogue Controller range can be found in the Gaugemaster Full Catalogue **AVAILABLE SUMMER 2018**. It also contains details of our Digital Controllers, Scenics, Point Control, Electrics and much more in the Gaugemaster range.

It also contains selected items from many of the other brands that we stock.

GM353 Gaugemaster Full Catalogue £3.95

SEEP Point Motors

GMC-PM1	Point Motor with Built-In Switch	£5.95
GMC-PM2	Point Motor No Switch	£5.50
GMC-PM4	Point Motor with Latching Mechanism	£6.75
GMC-PM10	Classic Solenoid Point Motor	£7.25
GMC-BPPM10	Classic Solenoid Point Motor (5 Pack)	£32.95
GMC-PM10D	Classic Solenoid Point Motor (DCC-Fitted)	£19.95
GMC-PM20	Surface Mounted Point Motor	£10.25
GMC-BPPM20	Surface Mounted Point Motor (5 Pack)	£47.95
GMC-PM20D	Surface Mounted Point Motor	£23.95

Point Motor Accessories

GMC-CDU	Capacitor Discharge Unit	£14.50
GMC-PM50	Connection Boxes (3)	£4.15
GMC-PM51	Point Motor Wire (Red/Green/Black) 10m Tripled (14x0.15)	£8.50
GMC-PM52	Point Motor Accessory Pack	£3.95
GMC-PM53	Harnesses for PM10D (2)	£4.15
GMC-PM60	Solenoid Point Motor Decoder/Harness	£17.25
GM09RB	Red/Black Twinned Wire 10m (14x0.15)	£6.25
GM612	45mm Hole Saw and Arbor	£3.65

GAUGEMASTER products are available from your local Model Shop or, in case of difficulty, direct from ourselves.

GAUGEMASTER Controls Ltd, Gaugemaster House, Ford Road, Arundel, West Sussex, BN18 0BN, United Kingdom
tel - 01903 884321 Fax - 01903 884377 email - sales@gaugemaster.co.uk web - www.gaugemaster.com