



HORNBY

magazine

Issue 109 **July 2016** USA \$12.99 · CAD \$12.99 · AUS \$12.95 · **UK £4.20**

www.hornbymagazine.com

Network
SouthEast
30th
ANNIVERSARY



- 30 train formations for '00'
- Railway Realism - the NSE story

WE SHOW YOU HOW

PLUG & PLAY



Digital sound made simple

UPGRADE



New life for old carriages

Heljan delivers 'O' gauge
'WARSHIP'



INTERNET SENSATION!

Everard Junction: 5million hits and counting...



» **OXFORD PLANS NEW '00' PROJECTS**

» **HELJAN REVEALS SHUNTERS FOR 'O'**

KEY



07 >

Cobalt Alpha

By DCCconcepts



Alpha-Power

Cobalt Alpha-Power is a top quality Power supply for use with DC or DCC systems and it is also perfect for the Accessory power bus.

Alpha-Power has fast-acting overload protection that will instantly turn power off in the case of significant overload, giving you both audible and visible indication of overload or wiring problems and a reset is simple - Just turn the power switch off and on again.

Properly regulated for consistent results it will deliver a stable 18v DC at 5 amps irrespective of your local mains power levels.

CE and FCC approved and usable with mains voltages from 100 to 240v AC, Alpha Power is suitable for use in most parts of the world.

The natural partner for Alpha-Box, Alpha-Power has both DC output plug and screw terminal connections, so it is also an ideal choice for most DCC systems as well as DC users needing more power.



Alpha-Box

Initially conceived as a way to bring the magic of Cobalt Alpha to ALL modellers, DC or DCC, Alpha-box really IS something special. In fact we think that Alpha-Box is the best power booster available!


We really wanted maximum cross-brand compatibility so Alpha-box is very versatile ... as a result it's perhaps best described as the "Swiss Army Knife" of DCC power boosters because it offers so much more than ANY other power booster you can buy anywhere.

Alpha-Box has inputs at track power and command bus level plus a powerful 5 amp output that's well protected by fast acting short circuit overload protection. As a result it is the perfect upgrade for ALL brands of DCC start set from Bachmann EZ command to other train-set DCC controllers as well as those from more specialised brands.

NCE users really love it. Power Cab and Power Pro plug straight in, becoming fully "Cobalt Alpha" compatible systems with the addition of 5 amps of very clean track power. Other brand users really like it too... and "interface adapters" are available where needed!

Cobalt Alpha products are DCC compliant & are carefully designed from the ground up to make the wiring of your control panels very simple. Using them can reduce wiring between the control panel and layout to a single cable.

The Cobalt Alpha range and all other DCCconcepts products are distributed world-wide by DCCconcepts Pty Ltd. Our products are also distributed in the UK by Gaugemaster Controls Ltd.



Alpha Central



It just does NOT get any easier than this!

Cobalt Alpha Central is literally a complete and ready-to-use digital control panel for 12 points... in a box!

It's so simple instructions could read "Unpack-Plug in-Change points"

Alpha Central can be connected directly to any model NCE system - however the other brands are not forgotten. Alpha central will work well with any DCC system at all if used in combination with the very clever Alpha-Box, with the combination adding 5A of clean power AND full digital accessory control to the most basic of starter sets. With Alpha-Box it improves the power & performance of basic systems such as Prodigy & Prodigy Express. They also add the luxury of almost wire-free manual control-panel operation to systems from EZ Command to Z21 or ECoS.

Multiple Alpha-Central units can be linked together to control up 2000+ Accessories and addressing your Accessory decoders becomes incredibly simple once you have installed Cobalt Alpha in ANY of its forms as your DCC control interface.


Alpha

The very Heart of Alpha. Cobalt Alpha interprets commands from ANY momentary switch & turns them into a digital signal.

Cobalt Alpha allows you to connect ANY form of switch from "Stud and Probe" to a simple push-button. Alpha is of course also ideally suited for Cobalt-S Levers and the sophisticated, "Easy-to-connect" Alpha-Switch-D shown below.

No matter what choice you make for your switches, the wiring is greatly simplified and reduced as Alpha will digitise all of the switch commands, meaning that nothing needs long direct wiring. Because of this your ENTIRE Control panel could then need as little as ONE cable to connect it to the layout.

For quality "Mimic" panels without soldering and no complex wiring if any kind, we recommend that you take a look at Cobalt Alpha and Alpha-Switch-D. It really IS as easy as using LEGO!



Alpha-Switch-D

Cobalt Alpha-Switch-D is a sophisticated but super-easy to install switching system for Mimic panel control of DCC Accessories.

Usable on its own with Accessory decoders that have added switch connections or just combined with Cobalt Alpha itself, it is the SIMPLEST form of Accessory switch wiring you'll find anywhere.

Each switch includes its own indicator LED and connects simply and directly to the control PCB.

Wiring a panel takes no time at all and it really IS as simple as assembling Lego! Full instructions are supplied - we even show you a simple way to create a top quality control panel for them!

The little things really CAN Make a big difference!

A 6-wire curly Cord is often supplied with the appropriate Cobalt Alpha models.

This 6-wire cord is also available as a separate item of course. (The part number is DCD-ACL).

NCE / ROCO users will love it as it can easily replace inconvenient flat cables that are supplied with those DCC system brands as it is much more convenient to use.



Cobalt Alpha makes the wiring of control panels quick and easy!

DCC thinking outside the square
concepts

HORNBY magazine

July 2016

Editor: Mike Wild
Assistant Editor: Mark Chivers
Senior Designer: Steve Diggle
Sub-editor: Andrew Roden
Contributors: Evan Green-Hughes, Brian Stephenson, Tim Shackleton, Nigel Burkin, Graham Gaches, Paul Chetter, Julia Scarlett, Trevor Jones, Gary Atkinson, Richard Warren and Steve Howe.

EDITORIAL ADDRESS

Hornby Magazine, Key Publishing,
 PO Box 100, Stamford, Lincolnshire PE9 1XQ
Tel: 01780 755131
Email: hornbymagazine@keypublishing.com
Website: www.hornbymagazine.com

ADVERTISING

Advertising Manager: Sarah Garrod
Email: sarah.garrod@keypublishing.com
Telephone: 01780 755131
Mobile: 07969 471756
Sales Executive: Liz Ridge
Email: elizabeth.ridge@keypublishing.com
Telephone: 01780 755131
Advertising Production: Louise Talbot
Tel: 01780 755131 **Fax:** 01780 757261
Email: louise.talbot@keypublishing.com

ADVERTISING ADDRESS

Hornby Magazine, Key Publishing Ltd,
 Po Box 100, Stamford, Lincolnshire PE9 1XQ

SUBSCRIPTIONS/MAIL ORDER

PO Box 300, Stamford, Lincolnshire PE9 1NA, UK
Tel: 01780 480404
Email: Subscriptions - subs@keypublishing.com
Email: Mail Order - orders@keypublishing.com

PUBLISHING

Publisher: Adrian Cox
Managing Director: Adrian Cox
Commercial Director: Ann Saundry
Group Marketing Manager: Martin Steele
Chairman: Richard Cox
Webmaster: Simon Russell
Registered Office: Units 1-4, Gwash Way Industrial Estate, Ryhall Road, Stamford, Lincolnshire PE9 1XP

PRINTING

Precision Colour Printing Ltd, Haldane, Halesfield,
 Telford, Shropshire TF7 4QQ.

DISTRIBUTION

Seymour Distribution Ltd.,
 2 Poultry Avenue, London. EC1A 9PP
Tel: 020 7429 4000

Having difficulty obtaining your copy of Hornby Magazine?
 Please contact the subscriptions team using the details above.

Key

© Key Publishing Ltd 2016

All rights reserved. No part of this magazine may be reproduced or transmitted in any form by any means, electronic or mechanical, including photocopying, recording or by any information storage and retrieval system, without prior permission in writing from the copyright owner. Multiple copying of the contents of the magazine without prior written approval is not permitted.

Material sent to the Editor, whether commissioned or freely submitted, is provided at the contributor's own risk; Key Publishing Ltd cannot be held responsible for loss or damage howsoever caused.

The opinions and views expressed by authors and contributors within Hornby Magazine are not necessarily those of the Editor or Key Publishing.

We are unable to guarantee the bona fides of any of our advertisers. Readers are strongly recommended to take their own precautions before parting with any information or item of value, including, but not limited to, money, manuscripts, photographs or personal information in response to any advertisements within this publication.

HORNBY is a registered trade mark of Hornby Hobbies Limited and is used under licence.

abc

Audit Bureau of Circulation 30,846
 newsstand and digital sales.

Hornby Magazine is published on
 the second Thursday of each month
 preceeding the cover date.

ISSUE
109

HORNBY
 magazine

LATEST OFFERS
 See pages 56-57 for full details.

16 LOW YARD JUNCTION



WE SHOW YOU HOW!

26

TRAIN FORMATIONS

Network
 SouthEast
 30th Anniversary

30 years since the launch of BR's Network SouthEast (NSE) sector, Mark Chivers illustrates a collection of 30 colourful NSE passenger train formations you can replicate in model form with ready-to-run 'OO' gauge stock.



p32

32

WORKBENCH

Tim Shackleton breathes new life into old carriages and demonstrates how to improve them with finer details, new glazing and refreshed decoration.

38

FLACKWELL HARBOUR

With summer here, Trevor Jones creates a harbour cameo scene for his 'OO' gauge garden railway using readily available Bachmann Scenecraft buildings.

82

DIGITAL SOUND

Paul Chetter considers whether it is possible to achieve true 'plug and play' Digital Command Control (DCC) sound installations with today's DCC ready locomotives.



p82



FIRST REVIEWS

p72



- 60** Hornby 'OO' gauge Class 71
- 72** Heljan Class 42 'Warship' for 'O'
- 76** Bachmann 'N' gauge GWR '64XX' 0-6-0PT

OTHER REVIEWS

60 Bachmann delivers its 'N' gauge GWR '64XX' 0-6-0PT together with a weathered departmental Class 40 and more. Plus Hornbys latest 'Britannia' and Stanier coaches and the latest releases.



Inside...

7

EDITORIAL

June marks the 30th anniversary of Network SouthEast. Mike Wild reflects on its past while looking forward to this busy July issue and beyond.

8

UPDATE

Oxford Rail unveils new additions to its 'OO' gauge range, Hornby updates its 2016 release schedule and reveals progress on its forthcoming 'OO' gauge Peckett 'W4' 0-4-0ST, Heljan announces two new locomotives for 'O' gauge and much more.

16

LOW YARD JUNCTION

Set on former Great Central Railway territory around Nottingham in the late-1950s and early-1960s, Gary Atkinson created Low Yard to showcase his growing roster of improved 'N' gauge models in a realistic setting.

46

HORNBY POST

Reader observations and comments from the *Hornby Magazine* postbag.

48

EVERARD JUNCTION

Network SouthEast 30th ANNIVERSARY

With over 5 million views online, this impressive 'OO' gauge BR Western Region layout set in the late-1980s enjoys celebrity status amongst its 26,000 followers on YouTube - and for good reason, as Richard Warren reveals.



64

REALITY CHECK

From freight to prestigious named trains, Evan Green-Hughes looks back at BR Southern Region's unique Class 71 Bo-Bo electrics.

90

HORSLEY BANK

Steve Howe packs plenty of eye-catching detail into a small space with his striking 'P4' scale layout set in West Yorkshire during the 1930s.

100

RAILWAY REALISM

Network SouthEast 30th ANNIVERSARY

London's commuter rail network was transformed with the launch of Network SouthEast in 1986. Evan Green-Hughes recalls the introduction of this dynamic British Rail passenger sector 30 years ago.

104

STAFF PROJECTS

We reveal the latest modelling venture for the *Hornby Magazine* office - building a layout within a layout in 'O' gauge!

110

READER PROJECTS

Hornby Magazine presents your latest model building and layout projects.

112

SHOW GUIDE

Hornby Magazine's comprehensive guide to forthcoming events.



Introducing the MX600 decoder

Legendary motor control

Premium ZIMO quality

Exceptional value for money



Products for all scales

DCC decoders suitable for models ranging in size from 'N' to 'O' gauge, and larger, including garden railways.



Incredible specification

Functionality is paramount at ZIMO. Plenty of function outputs are always provided for greater play value.



Unrivalled motor control

Low-noise, high-frequency drive options with back-EMF sampling. Optimal performance from all motor types.



High current ratings

Plenty of capacity provides peace of mind, plus there are thermal cut-outs and overload protection on all outputs.



Stay alive technology

Many decoders incorporate energy storage circuitry that will improve running over poor or dirty trackwork.



Easy software updating

Our decoders can be easily updated with new software without the need to disconnect or disassemble locos.



Worldwide reputation

Chosen by premium brands like Roco & Fleischmann. Widely respected in continental Europe and the USA.



Great value for money

All decoders are made in our own hi-tech production facility in Austria and are surprisingly affordable.

ZIMO has answered the long-standing call for a top quality economy decoder with the launch of the MX600 family. This has been achieved by focusing on what the railway modeller really needs from a basic decoder and omitting superfluous features. Advanced circuitry design has also allowed for a compact single-sided layout, only 2mm in height.

NEW MX600 ECONOMY DECODER

- MX600 (Wires), MX600R (8-pin), MX600P12 (PluX12)
- Single-sided 'ultra thin' design 25 x 11 x 2mm
- DCC, DC (Analogue), RailCom™ equipped
- 4 Function outputs (F0f, F0r, F01, F02)
- 0.8 Amp (1.5 Amp peak) motor rating
- Automatic motor regulation and optimization
- High frequency 'silent drive' back-EMF sampling for all types of DC motor including coreless
- 3 & 28-step programmable speed curves
- Signal and distance-controlled stopping
- ZIMO software update capability via track rails
- 3-year 'repair or replace' manufacturing warranty

Order yours today... In stock with dealers now!

Ask for



by name...

ZIMO decoders, sugar cube speakers and accessories are available ONLY from these approved retailers:

RAIL EXCLUSIVE
01780 470086
DISTRIBUTOR

DIGITRAINS
01522 527731
GOLD

YOUCHOOS
0844 772 5052
GOLD

COASTAL DCC
01473 403764
SILVER

MR SOUNDGUY
01983 531443
SILVER

EDM MODELS
01904 331973
SILVER

DCC TRAIN AUTOMATION
01823 429309
BRONZE

WICKNESS MODELS
01387 738175
BRONZE

GARDEN RAIL SPECIALISTS
01844 345158
LARGE SCALE ONLY

Welcome

THE EDITOR'S PAGE



TIME FLIES! It is incredible to think that a sector which is generally regarded as modern is now 30 years old. June marks three decades since the formation of Network SouthEast (NSE) - one of the

most passenger focused brands created by British Rail. It served millions of commuters day in, day out and covered a huge area of the country stretching from Cambridgeshire in the north to the Kent and Dorset coasts in the south.

Models of NSE rolling stock have long been popular choices for ready-to-run manufacturers, not least because of their eye catching colour scheme and this issue's Train Formations feature - one of three special items to mark the 30th anniversary - highlights just how much has been made in 'OO' gauge.

As part of our Network SouthEast coverage we are privileged to be able to bring you the first full feature on Everard Junction. This layout has attracted an incredible following on its YouTube video channel

recording a massive 26,000 followers and a total of 5 million views across the owner, Richard Warren's, 170 plus videos.

We've followed his journey ourselves online, but getting to see this layout first-hand was a great pleasure. Once you've read the feature on Everard Junction, if you haven't already, then you must check out his YouTube channel. We'll

Network SouthEast 30th ANNIVERSARY

also be uploading exclusive video footage shot by the *Hornby Magazine* team later this month on the magazine website.

May has seen a bumper crop of new products land in our offices for review - and not just for 'OO': we've had brand new models in 'N' and 'O' gauges too. The highlight for many surely has to be Hornby's Class 71 Southern Region electric - a model that the *Hornby Magazine* team

has been itching to get their hands on! In addition we've also got full reviews of the Bachmann 'N' gauge GWR '64XX' 0-6-0PT and Heljan 'O' gauge 'Warship', both of which are superb creations.

The popularity and increase in readily available 'O' gauge models has prompted a new project in the *Hornby Magazine* test room too with construction of a brand new 16ft x 10ft 7mm scale layout commencing during May. This big project will be developed gradually over the coming months inbetween other modelling work giving us full capability to test models in real world situations in all three major scales. You can read all about the first phase of development in Staff Projects.

And finally, June marks the arrival of the Great Central Railway Model Event where we will be exhibiting Shortley Bridge. If you are coming to the show do come over to the *Hornby Magazine* stand and layout and say hello.

Happy modelling!

Mike Wild

Mike Wild
Editor, *Hornby Magazine*

IN YOUR MAGAZINE THIS MONTH

EXCLUSIVE

60

Read our first full review of Hornby's new 'OO' gauge Class 71 Bo-Bo electric and visit hornbymagazine.com to see it running.

Network SouthEast 30th ANNIVERSARY

Network SouthEast train formations and Railway Realism mark this milestone.

DIGITAL SOUND

82

Paul Chetter examines whether 'plug and play' digital sound installations are possible.

CARRIAGES

32

Tim Shackleton breathes new life into old carriages with simple detailing and repainting.

REVIEWED

72

Heljan's mighty 'O' gauge 'Warship' debuts alongside Bachmann's 'N' gauge GWR '64XX' 0-6-0PT.

EXCLUSIVE FIRST HORNBY'S
Southern Region Class 71 Bo-Bo electric

HORNBY
magazine

Issue 109 July 2016 USA \$12.99 - CAN \$12.99 - AUS \$12.95 - UK £4.20

Network SouthEast 30th ANNIVERSARY

INTERNET SENSATION!
Everard Junction: 5million hits and counting...

WE SHOW YOU HOW PLUG & PLAY

DIGITAL SOUND MADE SIMPLE

UPGRADE

Heljan delivers 'O' gauge WARSHIP

OXFORD PLANS NEW 'OO' PROJECTS
HELIJAN REVEALS SHUNTERS FOR 'O'

REALITY CHECK

SEE PAGE 64

BR'S BO-BO THIRD-RAIL ELECTRIC

LAYOUT FEATURES

Low Yard Junction: Gary Atkinson took a change of direction to model the popular transition era. This busy 'N' gauge layout is the result.

Everard Junction: Widely viewed on YouTube, Richard Warren's superb 'OO' gauge Western Region loft layout makes its debut in print.

Horsley Bank: Steve Howe wanted to build a layout that could fit on the kitchen table and Horsley Bank is the result. We bring you the full story on this compact shunting layout.

SEE PAGES 16, 48 & 90

BR Carflat and digital sound join OXFORD LINE UP



THE BR DIAGRAM 1/088 Carflat wagon is the latest product to be announced for 'OO' gauge by Oxford Rail alongside Digital Command Control (DCC) sound fitted versions of its steam locomotives, eight new versions of its seven-plank open wagon and under development North British four-plank open.

The Carflats were introduced by BR in the 1960s and were built using redundant underframes for LMS carriages. These open vehicles were used on car carrying trains and later on the Motorail branded services operated by BR.

Oxford Rail is producing three versions for release in the first quarter of 2017. These are in original ex-works BR maroon with black underframe (Cat No. OR76CAR001), BR maroon

with fading and weathering (OR76CAR002) and BR Motorail blue (OR76CAR003). All three will be supplied with separate chocks for fitting after purchase and without vehicles. The price is expected to be £29.95.

DCC sound versions of the Adams 'Radial' 4-4-2T and the new 'Dean Goods' 0-6-0 are on the cards, including a new version of the 'Radial' in Southern Railway black as 3520. The 4-4-2T will

also be available with sound on the previously announced versions of No. 5 in East Kent Railway green and 3522 in Southern Railway olive green. Standard DCC ready versions of all three will also be released.

Sound versions of all three of the first 'Dean Goods' locomotives will be available with each using an ESU LokSound V4.0 decoder connected to the same manufacturer's 11mm

Oxford Rail shows 'Dean Goods' and



Oxford Rail's 2016 model projects are advancing rapidly with decorated samples of its GWR 'Dean Goods' 0-6-0 and three new wagons revealed in May.

The 'Dean Goods' is being released as 2309 in GWR lined green (Cat No. OR76DG001), 2409 in BR black with early crests (OR76DG002) and as 2475 in GWR unlined green (OR76DG003). All three are subject to revisions before production commences

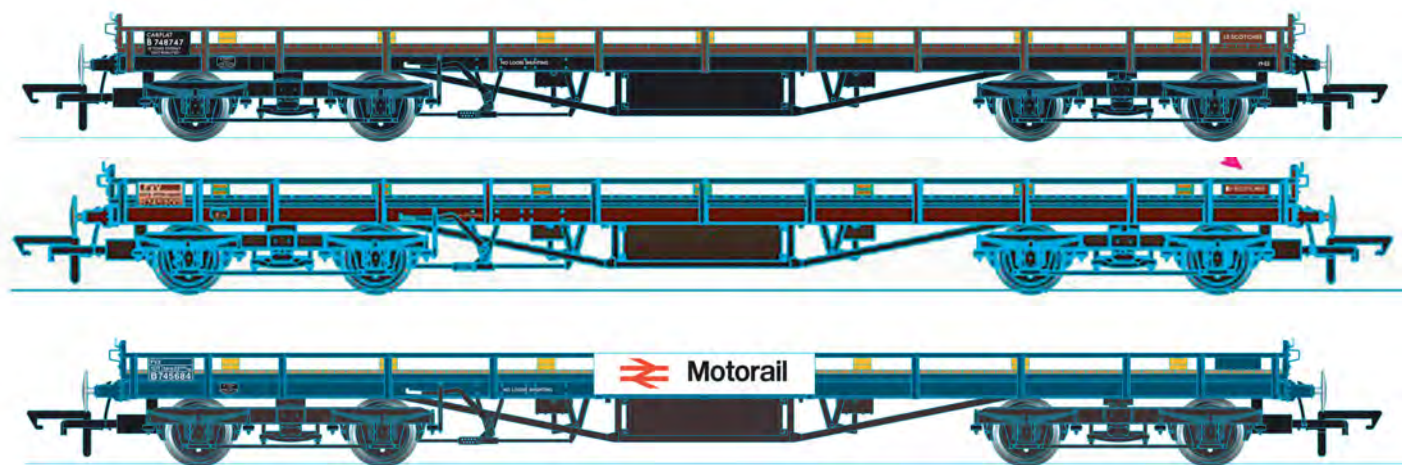
including correcting the position and alignment of the cabside numberplates. Release, at £112.95 each, is expected in the third and fourth quarters of 2016.

Also revealed by Oxford Rail are decorated samples of its LNER cattle wagon, LNER six-plank open wagon and North British four-plank open wagon ahead of their forthcoming release in July/August. Prices for these new wagons start at



£9.95 for the four-plank and rise to £10.95 for the cattle wagon.

● Visit www.oxfordrail.com for more information.



x 15mm cube speaker.

The tooling for the 'Radial' is being modified to have a built-in sound enclosure with the 'Dean Goods' being similarly treated before production commences. Sounds will be a combination of authentic recordings where possible, and generic sounds.

The sound fitted Adams '0415' will be priced at £199.95 while the 'Dean Goods' with sound will have a retail price of £209.95.

Completing Oxford Rail's mid-year announcements are a new range of liveries on its seven-plank open wagon covering four private owner liveries and BR grey in single and triple packs with a choice of weathered and pristine finishes. Two further liveries have also been announced for the North British four-plank as Lothian Coal Co 792 and United Collieries 6439. See Table 1 for the full list of new product announcements.

TABLE 1 - OXFORD RAIL MID-YEAR ANNOUNCEMENTS 2016

PRODUCT	CAT NO.	PRICE	RELEASE
GWR 'Dean Goods' 0-6-0 2309, GWR lined green with sound	OR76DG001XS	£209.95	Q3
GWR 'Dean Goods' 0-6-0 2409, BR black with sound	OR76DG002XS	£209.95	Q3
GWR 'Dean Goods' 0-6-0 2475, GWR unlined green with sound	OR76DG003XS	£209.95	Q3
LSWR '0415' 4-4-2T No. 5, EKR green with sound	OR76AR005XS	£199.95	Q4
LSWR '0415' 4-4-2T 3522, SR olive green with sound	OR76AR006XS	£199.95	Q4
LSWR '0415' 4-4-2T 3520, SR black	OR76AR007	£104.95	Q4
LSWR '0415' 4-4-2T 3520, SR black with sound	OR76AR007XS	£199.95	Q4
Seven-plank open, BR grey, pristine	OR76MW7013	£9.95	Q3
Seven-plank open, BR grey, pristine triple pack	OR76MW7014	£29.95	Q3
Seven-plank open, BR grey, weathered	OR76MW7015	£9.95	Q3
Seven-plank open, BR grey, weathered triple pack	OR76MW7016	£29.95	Q3
Seven-plank open, Wigan Coal and Iron Co A147	OR76MW7017	£9.95	Q3
Seven-plank open, Fulton 602	OR76MW7018	£9.95	Q3
Seven-plank open, Phillips George and Co 251	OR76MW7019	£9.95	Q4
Seven-plank open, Barton and Co 321	OR76MW7020	£9.95	Q4
BR Carflat, BR maroon	OR76CAR001	£29.95	Q1 2017
BR Carflat, BR maroon faded	OR76CAR002	£29.95	Q1 2017
BR Carflat, BR Motorail blue	OR76CAR003	£29.95	Q1 2017
NBR four-plank open, Lothian Coal Co 792	OR76MW4005	£9.95	Q4
NBR four-plank open, United Collieries 6439	OR76MW4006	£9.95	Q4

wagon samples...



Two shunters for 'O' from Heljan

Heljan has announced that it will be producing two new 'O' gauge ready-to-run diesel shunters: the BR Class 03 and Hunslet Class 05.

The 'O' gauge Class 05, launched in 'OO' by Heljan in 2015 (pictured above), is first for release with a target of 2017 and a price tag of £495. It will model the Type A variant with six unnumbered models planned. They are BR plain green (Cat No. 2590), BR green with 'wasp stripe' ends (2591), BR blue with 'wasp stripes' (2592), industrial

yellow (2593), industrial dark blue (2594) and industrial maroon (2595).

Heljan says CAD drawing work for the model has been approved and the first sample is being made.

The Class 03 is in development, but Heljan has not announced a price or release date yet. However, it has confirmed the 0-6-0 will cater for conical and 'flowerpot' exhausts and will model the class in as-built vacuum braked condition.

● Visit www.heljan.dk for more information.

Final call for... **THE GREAT CENTRAL**



Soar Valley Model Railway Club's 'O' gauge Charnwood Forest Branch is one of 71 layouts booked to attend the Great Central Railway Model Event on June 17-19.

STOP PRESS: 'B12' LIVERIES REVEALED



AS HORNBY MAGAZINE closed for press Hornby Hobbies revealed the first decorated samples of its LNER 'B12' 4-6-0 for 'OO' gauge.

The Great Eastern section 4-6-0 was announced in November 2015 as part of Hornby's 2016 range and is being released as 8573 in LNER lined apple green (Cat No. R3430), 61533 in BR lined black with early crests (R3431) and 61580 in BR black with late crests (R3432).

Hornby's model represents the 'B12/3' variant which was created by fitting larger boilers to the original locomotive frames

All will be fitted with an 8-pin DCC decoder socket in the tender and will be priced at £144.99 each. Release is anticipated at the end of 2016.

● Visit www.hornbymagazine.com for all the latest news updates as they happen and more on the Hornby 'B12'.

MODEL EVENT

MORE THAN 150 stands, five full-size locomotives, a 10¼in gauge Class 60 and garden railway are set to take part in the Great Central Railway's Model Event on the weekend of June 17-19.

The three day event will see 71 layouts, 61 traders, 12 societies and seven demonstrations come together at Loughborough, Quorn and Rothley stations on the preserved double-track main line.

Highlights include the Gauge 3 layout Blackgang at Rothley which offers a 75ft x 45ft 'L' shape running line, live steam garden models at Loughborough and a model of a Brush Class 60 to 10¼in gauge in the main arena at Quorn.

Quorn will be the focus of activity during the weekend as the only station site with parking availability and huge marquees to provide the area for model railways and traders of all shapes and sizes. Highlights include Soar Valley Model Railway Club's Charnwood Forest Branch in 'O' gauge (HM99/HM100), *Hornby Magazine's* Shortley Bridge and Felton Cement Works in 'OO' (HM107) and many more. Railway Vehicle Preservation is also set to display its under construction diesel brake tender which is now entering the final phases of its build.

Five locomotives are booked to be



THE DETAILS

Event:	Great Central Model Event
When:	June 17-19 2016
Where:	Great Central Railway, Quorn and Woodhouse Station, LE12 8AG
Time:	Fri 10am-5pm, Sat 10am-5pm, Sun 10am-4pm
Website:	www.gcrailway.co.uk/modelevent
Prices:	Adult £18, children £10, family (1+3) £28, family (2+3) £45

operating the intensive passenger service between Loughborough and Leicester North. Steam power rostered for the event are GWR 'Modified Hall' 6990 *Witherslack Hall* and LMS 'Black Five' 45305. Three diesels will be running through the weekend with Class 25 D5185 booked for Friday, Class 45 45041 on Saturday and

Class 37/7 37714 on Sunday. In addition a DMU shuttle with the line's resident Class 101 will be operating between Loughborough and Rothley. The full timetable will be available on the event website in the run up to the show.

● Visit www.gcrailway.co.uk/modelevent for full details of the event and tickets.

Golden Valley evaluates Janus



The working prototype for Golden Valley Hobbies new 'OO' gauge Janus 0-6-0 shunter has arrived for evaluation. The Yorkshire Engine Company diesel shunter is being produced exclusively for Golden Valley by Oxford Rail.

It is now moving onto the decoration stage and Golden Valley says there will be modifications to make the handrails straighter and reduce gear noise.

An 8-pin DCC decoder socket has also been confirmed together with provision for digital sound. It will be designed to suit fitting of a LokSound V4.0 sound with an ESU 11mm x 15mm cube speaker (Cat No. 50321).

Prices and delivery dates have still to be confirmed for the Janus.

● For more information visit www.goldenvalleyhobbies.com.

FULL TILT TALK

Forest of Dean Model Railway Club is hosting a talk with former Advanced Passenger Train tilt system engineer Kit Spackman on the APT. The talk is on Friday July 1 from 7pm at Westbury-on-Severn Parish Hall, Gloucestershire. Tickets are priced at £5 for adults and £3 for club members.

● E-mail jonbeales213@btinternet.com for more details.

Hornby shows Peckett first shots

Hornby has received the first complete sample of its Peckett 'W4' 0-4-0ST for 'OO' gauge. Release is expected in December 2016 with a price of £79.99 per model.

The Peckett will offer a new choice of industrial steam locomotive and features a die-cast metal saddle tank and running plate with plastic injection moulded detail pieces to allow for variations between locomotives.

The model will be released in three liveries - light green, dark green and blue, all



with lining - and a 4-pin DCC decoder socket will be provided following the pattern established by the Sentinel four-wheel diesel shunters.

● Visit www.hornby.com for more information.

Kernow '1361' tooling starts



Tooling work to produce models of all five '1361' 0-6-0STs has been started for Kernow Model Rail Centre's exclusive 'OO' gauge product. It is being manufactured in China through DJ Models.

The new tooling is to allow for unique features of all five locomotives to be catered for. A sixth version has also been announced - 1361 in works photographic grey (Cat No. K2201A). The '1361's' will have

a 6-pin DCC decoder socket as well as a coreless motor.

Prices are now £134.99 for pristine versions and £144.99 for weathered with a £10 discount for pre-orders. The original price has been amended to cover additional tooling costs, but KMRC has stated that all pre-orders placed before May 2016 will be honoured at the previous price.

● For more information visit www.kernowmodelrailcentre.com

'MERCHANT NAVY' MOVES TO 2017

HORNBY'S 'OO' gauge air-smoothed Bulleid 'Merchant Navy' class 'Pacific' has been rescheduled to 2017 following an appraisal of its 2016 range.

Four of the distinctive 'Pacifics' are planned in the first round of releases covering the first and third series locomotives. They are 21C1 *Channel Packet* in SR malachite green (Cat No. R3434), 21C3 *Royal Mail* in SR malachite green (R3435), 35028 *Clan Line* in BR lined green

with early crests (R3436) and 35023 *Holland Afrika Line* in BR lined green with early crests and Twin Track Sound (R3382TTS).

The 'Merchant Navy' isn't the only model to move into 2017 and the manufacturer has published a revised release schedule for a selection of locomotives and rolling stock with some transferring to the 2017 range and others withdrawn.

Amongst those withdrawn are five Hornby Twin Track Sound locomotives from the 2016 range, including GWR 'Castle' 4-6-0 5050 *Earl of St Germans* (R3383TTS), SR 'Schools' 4-4-0

30933 *King's Canterbury* (R3386TTS) and Class 60 60012 in EW&S maroon and gold (R3389TTS).

● See Table 2 for the full list and visit www.hornby.com for more information.

TABLE 2 - HORNBY MODELS RESCHEDULED TO 2017

CAT NO:	DESCRIPTION		
R3382TTS	SR 'Merchant Navy' 4-6-2 35023 <i>Holland-Afrika Line</i> , BR lined green, early crests	R4741	Pullman Third Class Kitchen Car Car No.58
R3385TTS	BR 'Black 5' 4-6-0 45116, BR lined black, early crests	R4742	Pullman Third Class Brake Car Car No.162
R3394TTS	RailRoad Class 20 20163 with TTS Sound, BR blue	R6743	Four-plank wagon Westleigh Stone & Lime Co. Ltd
R3397	LMS Suburban Passenger Train Pack	R6744	Four-plank wagon North Bitchburn Coal Co. Ltd
R3402	LNER Queen of Scots Train Pack	R6745	Four-plank wagon Hingley & Sons Ltd
R3404	LMS Fowler '4P' 2-6-4T 42334, BR lined black, late crests	R6746	Four-plank wagon Stephens & Co.
R3422	SR Adams '0415' 4-4-2T, 3125, SR black with Bulleid lettering	R6747	Five-plank wagon Walter Burt
R3423	SR Adams '0415' 4-4-2T 30583, BR lined black, late crests	R6748	Five-plank wagon Foster Wilson
R3434	SR 'Merchant Navy' 4-6-2 21C1 <i>Channel Packet</i> (air-smoothed), SR malachite green	R6749	Five-plank wagon Farndon
R3435	SR 'Merchant Navy' 4-6-2 21C3 <i>Royal Mail</i> (air-smoothed), SR malachite green	R6750	Five-plank wagon Shap Tarred Granite
R3436	SR 'Merchant Navy' 4-6-2 35028 <i>Clan Line</i> (air-smoothed), BR lined green, early crests	R6772	EWS 100ton tank wagon
R3445	SR 'West Country' 4-6-2 34032 <i>Camelford</i> (air-smoothed), BR lined green, early crests	R6773	BR Ferry Van VIX
R3451	LNER 'B1' 4-6-0 61032 <i>Stembok</i> , BR lined black, early crests	R6774	BR Ferry Van VJX
R3452	GWR 'Grange' 4-6-0 6825 <i>Llanvair Grange</i> , BR lined green, late crests	R6775	SR Vent Van
R3453	BR 'Black Five' 4-6-0 45274, BR lined black, late crests	THE FOLLOWING ITEMS HAVE BEEN WITHDRAWN FROM THE 2016 RANGE:	
R3454	GWR 'Castle' 4-6-0 5076 <i>Dryslwyn Castle</i> , GWR 'shirtbutton' lined green	R3383TTS	GWR 'Castle' 4-6-0 5050 <i>Earl of St Germans</i> , BR lined green, early crests
R3455	GWR 'Star' 4-6-0 4013 <i>Knight of St Patrick</i> , GWR lined green	R3386TTS	SR 'Schools' 4-4-0 30933 <i>King's Canterbury</i> , BR lined green, late crests
R3458	SR 'Schools' 4-4-0 921 <i>Shrewsbury</i> , SR black with Bulleid lettering	R3387TTS	BR 'Britannia' 4-6-2 70001 <i>Lord Hurcomb</i> , BR lined green, early crests
R3468	SR 'Battle of Britain' 4-6-2 34077 603 <i>Squadron</i> (rebuilt), BR lined green, late crests	R3389TTS	Class 60 60012 EW&S maroon and gold
R3473	Class 56 56108 BR Railfreight grey with red stripe	R3391TTS	Class 31 31239, BR blue
R3484	Class 08 13363, BR green, red con rods	R3442	LMS 'Princess Coronation' 4-6-2 6237 <i>City of Bristol</i> (streamlined) LMS lined maroon
R3485	Class 08 08644 <i>Laira Diesel Depot</i> , BR blue	R3446	LNER 'O1' 2-8-0 6359, LNER black
R3494	Railroad LMS 'Black Five' 45025, BR lined black	R3470	Class 31 D5509, BR green
R4131C	BR (Ex-LMS) 68' Dining/Restaurant Car, Maroon	R3472	Class 56 56018 EWS maroon and gold
R4234B	BR (Ex-LMS) Corridor 1st Class Maroon	R3474	Class 90 90015 <i>The International Brigades</i> , Virgin Trains
R4235C	BR (Ex-LMS) Corridor 3rd Class Maroon	R3475	Class 90 90014 <i>Norfolk and Norwich Festival</i> , Greater Anglia
R4236C	BR (Ex-LMS) Corridor Brake 3rd Class Maroon	R3492	RailRoad Class 20 20059, Railfreight grey with red stripe
R4572A	LNER Thompson Non-corridor (Lavatory) Composite Coach, Teak	R3493	RailRoad Class 87 87026 <i>Sir Richard Arkwright</i> , BR blue
R4573A	LNER Thompson Non-corridor 3rd Class Coach, Teak	R4178C	BR (ex-LNER) Gresley Corridor Composite Brake Crimson and Cream
R4574A	LNER Thompson Non-corridor 3rd Class Brake Coach, Teak	R4179B	BR (ex-LNER) Gresley Corridor 1st Class Coach, Crimson and Cream
R4738	Pullman First Class Parlour Car <i>Lydia</i>	R4180B	BR (ex-LNER) Gresley Corridor 3rd Class Coach, Crimson and Cream
R4739	Pullman Third Class Parlour Car Car No.34	R4181B	BR (ex-LNER) Gresley Corridor Buffet Coach, Crimson and Cream
R4740	Pullman First Class Kitchen Car <i>Argus</i>	R4745	BR '2-SET W' Coach Pack
		R6764	Departmental ZCV (Tope) Wagon

Locomotion commissions glossy '71'

Locomotionmodels.com has commissioned Hornby to produce a limited edition run of its forthcoming 'OO' gauge Class 71 Bo-Bo electric locomotive (see Reviews) as E5001 in BR green (Cat No. R3378).

E5001 was saved for the

National Collection and is on loan to the Barrow Hill Engine Shed Society where a repaint into BR green is planned. This version of the model will feature a gloss finish to replicate that intended for the prototype.

Priced at £159.95 each,



plus postage and packing, 250 models will be available. Release is anticipated for July 1.

● Visit www.locomotionmodels.com for more information and the full range.



Cobalt iP digital

**525,000 plus changes and still going...
counted on its own internal switches!**

A look behind the scenes @DCCconcepts:

Every time we produce a batch of Cobalt motors, we take random samples from the batch and test them until they no longer work perfectly!

What's more, while that is of course important, we don't just test them for reliable changing... We count all our tests two ways, watching both the commands to change sent from the Tester AND reading the feed-back from Cobalts own on-board S.P.D.T. switches.

We also analyse every single test, trying to make every Cobalt motor a little better every single time...

The result? Cobalt tests now exceed 500,000 changes per test... with little no change in the operating quality

So why are Cobalt iP Digital and Cobalt iP Analog so reliable?

- Tooling is replaced before it wears and the case is made from super-stable plastics
- Gearing is made from really long-life engineering plastics created for gearing use.
- We use Gold plated Phosphor-bronze contacts & we harden switching PCB tracks for low wear.

So - What does such high reliability mean for YOU? We think it means a lot!

An example? we offer a lifetime warranty: However - What's it worth unless we know what a lifetime may be? In the case of Cobalt iP we now KNOW that the average Cobalt iP turnout motor, Digital or Analog will out-last us all as the tests we put them through equal more than 200 years "On-layout" use...

So our LIFETIME warranty is a real benefit to YOU: We like that!

Cobalt point motors & all other DCCconcepts products are distributed world-wide by DCCconcepts Pty. Ltd
3/13 Lionel St, Naval Base WA 6165 Australia P+61 8 9437 2470 F+61 8 9437 2471 www.dccconcepts.com

DCCconcepts welcomes Retailer & Distributor enquiries. In the UK, DCCconcepts products are distributed by Gaugemaster Controls Ltd., Ford Rd, Arundel BN18 0BN Ph. +44 1903 884 488 www.gaugemaster.com



GAUGEMASTER.com

The Online Home of The Engine Shed



DCC CONTROL

DIGITAL CONTROL SYSTEMS



DCC01 Prodigy Express System £149.95



DCC02 Prodigy Advance2 System £279.95

DCC03 Prodigy Advance2 Wireless System £479.95

DECODERS

DCC22 CLASSIC 2 Function Micro £24.95

DCC23 CLASSIC 6 Pin Plug-in Decoder £24.95



DCC26 Compact 6 Pin Decoder w/Harness £14.95

DCC27 OMNI 21 & 8 Pin Decoder £18.95

DCC28 OMNI 6 Pin Decoder with Harness £20.95

DCC29 OMNI Direct Plug Decoder £19.95

BPDC22 OMNI 21 & 8 Pin Decoder (5) £89.95

BPDC28 OMNI 6 Pin with Harness (5) £89.95

BPDC29 OMNI Direct Plug Decoder (5) £94.95

DCC30 Accessory Decoder 4 Accessories £59.95

DCC ACCESSORIES

DCC11 Prodigy Extension Plate £37.95

DCC13 Prodigy Adv2 Wireless Walkaround £179.95

DCC14 Prodigy Adv2 Backlit Walkaround £129.95



DCC15 'Decoder Doctor' Decoder Tester £79.95

DCC40 Auto Reverse Module £39.95

DCC49 Prodigy DCC Booster Unit 8 Amp £179.95

DCC51 Prodigy Wireless Conversion Set £259.95

DCC55 Prodigy Wired Computer Interface £54.95

DCC60 Spare plug for Prodigy £3.45

DCC61 Medium NEM 652 Socket (5) £5.50

DCC62 Prodigy Universal Lead (2m) £5.50

DCC63 Prodigy Adv2 Power Supply Unit £25.95

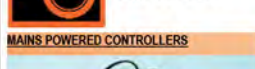
DCC64 Prodigy Power Pack Lead £6.95

DCC65 Prodigy Express Power Supply Unit £25.95

DCC71 Prodigy Decoder Tester £9.95

DCC72 8 to 21 Pin Adaptor £4.65

DCC77 Prodigy Walkaround Adapter £9.95



ANALOGUE CONTROL

MAINS POWERED CONTROLLERS



GMC-CDU Capacitor Discharge Unit £13.95

GMC-MCDU Mains Powered CDU £24.95

UNCOUPLERS

GMC-EM1 N Electro Magnetic Uncoupler £8.95

GMC-EM2 Coupling Adaptor Fret (20) £4.95

GMC-P Single Track Simulation £99.95

GMC-PO Single Track Simulation O Scale £104.95



GMC-D Twin Track £99.95

GMC-DO Twin Track O Scale £169.95

GMC-DS Twin Track Simulation £169.95

GMC-TS Three Track Simulation £174.95



GMC-Q Four Track £179.95

PANEL MOUNT CONTROLLERS



GMC-100 Single Track £34.95

GMC-100 Q Single Track O Scale £44.95

GMC-100LGB Single Track G Scale £54.95

GMC-U Single Track Simulation £44.95

GMC-UF Single Track Feedback £39.95

GMC-UO Single Track Simulation O Scale £59.95

GMC-UD Twin Track £54.95

GMC-UDF Twin Track Feedback £59.95

GMC-UDS Twin Track Simulation £69.95

GMC-UTS Three Track Controller Sim. £79.95

GMC-UQ Four Track £84.95

HANDHELD CONTROLLERS

GMC-W Single Track £39.95

GMC-HH Single Track Feedback £39.95

GMC-WS Single Track Simulation £59.95

MAINS POWERED TRANSFORMERS

GMC-M1 Output 2 x 16v AC £49.95

GMC-M1DC Output 2 x12v DC £54.95

GMC-M2 Output 1 x 18v AC (2.5a) £54.95

GMC-M3 Output 1 x 24v AC (1.25a) £54.95

GMC-M4 Output 2 x12v AC (1.25a) £54.95

WALL MOUNTED TRANSFORMERS

GMC-WM1 Output 1 x 16v AC or 12v DC £19.95

GMC-WM2 Output 1 x 9v DC (0.6a) £14.95

GMC-WM3 Kato Unitrack UK Power Supply £14.95

GMC-WM4 Output 12v DC (Regulated) £14.95

OPEN TRANSFORMERS

GMC-T1 Output 2 x 16v AC (1a) £24.95

GMC-T2 Output 1 x 18v AC (2.5a) £24.95

GMC-T3 Output 1 x 24v AC (1.25a) £24.95

GMC-T4 Output 2 x12v AC (1a) £24.95

MODULES

GMC-SS1 Super Shuttle Unit £34.95

GMC-SS1LGB Super Shuttle Unit G Scale £44.95

GMC-SS2 Station Stop Unit £39.95

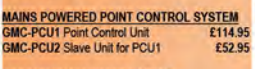
POINT CONTROL



GMC-PCSET Point Control Starter Set £49.95

Contains Mains Powered CDU, 3 x Point Motors, 3 x Reels of 10m Wire & 3 x Toggle Switches. Ideal for the beginner.

POINT CONTROL STARTER SET



GMC-PCU1 Point Control Unit £114.95

GMC-PCU2 Slave Unit for PCU1 £52.95

CAPACITOR DISCHARGE UNITS



GMC-CDU Capacitor Discharge Unit £13.95

GMC-MCDU Mains Powered CDU £24.95

UNCOUPLERS

GMC-EM1 N Electro Magnetic Uncoupler £8.95

GMC-EM2 Coupling Adaptor Fret (20) £4.95

GMC-TLU OO Tension Lock Uncoupler £10.95

POINT MOTORS



GMC-PM1 SEEP Motor with Built-In Switch £5.50

GMC-PM2 SEEP Motor No Switch £4.95

GMC-PM4 SEEP Motor Latching Mechanism £6.25



GMC-PM10 Solenoid Point Motor £6.95

GMC-BPPM10 Solenoid Point Motor (5) £29.95

Designed with easy installation in mind, this motor features a built-in reversible mounting plate (with adjustment slots and holes), robust, plated metalwork and fibreglass PCBs for longer life. The magnetic coils are highly efficient for reliable operation. Also has easy to use "solder-free" screw terminals. Includes mounting screws and a throw-bar extension.



GMC-PM100 Digital Solenoid Point Motor £18.95

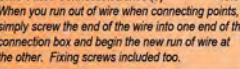
All the features of the PM10 but with an inbuilt DCC decoder to make wiring even easier.

POINT MOTOR ACCESSORIES



GMC-PM50 Connection Boxes (3) £3.95

When you run out of wire when connecting points, simply screw the end of the wire into one end of the connection box and begin the new run of wire at the other. Fixing screws included too.



GMC-PM51 Tripled Point Motor Wire 10m £6.95



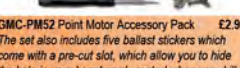
GMC-PM52 Point Motor Accessory Pack £2.95

The set also includes five ballast stickers which come with a pre-cut slot, which allow you to hide the hole in your baseboard created when you drill a hole in your baseboard for your point motor tiebar.

GMC-PM53 Harnesses for PM100 (2) £3.95

GMC-PM60 Solenoid Point Motor Decoder £17.95

TRACK



GMC-HF1 Single Track Unit £39.95

GMC-HF2 Double Track Unit £49.95

ELECTRONIC HIGH FREQUENCY TRACK CLEANERS FOR DC (ANALOGUE) USE ONLY

GMC-HF1 Single Track Unit £39.95

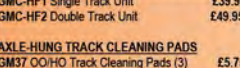
GMC-HF2 Double Track Unit £49.95

AXLE-HUNG TRACK CLEANING PADS

GM37 OO/HO Track Cleaning Pads (3) £5.75

GM39 N Track Cleaning Pads (3) £5.75

TRACK TESTER



GM52 Multi Scale Track Tester £4.95

OO SCALE FLEXIBLE TRACK

GM90 900mm N/Silver Flexible Track (100) £29.95

GM93 900mm N/Silver Bk Flexi Track (24) £79.95

GM94 900mm N/Silver Bm Flexi Track (24) £79.95

GM97 900mm N/Silver Bm Flexi Track (100) £29.95

GM19 Code 100 (OO) Rail Joiners (24) £2.95

OO SCALE TRACK ACCESSORIES

GM45 OO/HO Re-Railer £3.35

GM54 OO Buffer Stop £1.95

BPGM54 OO Buffer Stop (5 Pack) £8.50



GM55 OO Lit Buffer Stop £7.25

GM56 OO Buffer Stop Lights (Pack of 2) £9.95

GM13 Pair of Leads (Joiners/Bare Wire) £4.95

GM66 Hornby Type Track Pins 10mm £2.65

GM67 Extra Long Track Pins 15mm £2.65

N SCALE FLEXIBLE TRACK

GM96 900mm N/Silver Bk Flexi Track (24) £54.95

GM18 Code 80 (N) Rail Joiners (24) £2.95

N SCALE TRACK ACCESSORIES

GM46 N Re-Railer £2.95

GM53 N Scale Buffer Stop £4.75

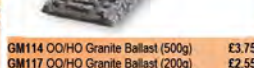
BPGM53 N Scale Buffer Stop (Pack of 5) £21.50

GM57 N Lit Buffer Stop on Track £9.25

GM58 N Buffer Stop Lights (Pack of 2) £9.95

GM17 Pair of Leads (N Joiner/Bare Wire) £4.95

OO GREY BALLASTED UNDERLAY SYSTEM



GM114 OO/HO Granite Ballast (500g) £3.75

GM117 OO/HO Granite Ballast (200g) £2.55

GM200 Flexible Ballasted Underlay (5m) £22.95

GM204 Point & Crossing Ballasting Kit £7.95

OO BROWN BALLASTED UNDERLAY SYSTEM

GM111 OO/HO Brown Ballast (500g) £3.75

GM118 N Granite Ballast (200g) £2.55

GM201 N Flexible Ballasted Underlay (5m) £22.95

GM205 N Point & Crossing Ballasting Kit £7.95

N GREY BALLASTED UNDERLAY SYSTEM

GM115 N Granite Ballast (500g) £3.75

GM118 N Granite Ballast (200g) £2.55

GM201 N Flexible Ballasted Underlay (5m) £22.95

GM205 N Point & Crossing Ballasting Kit £7.95

N BROWN BALLASTED UNDERLAY SYSTEM

GM113 N Brown Ballast (500g) £3.75

GM116 N Flexible Ballasted Underlay (5m) £22.95

GM215 Point & Crossing Ballasting Kit £7.95

OO SCALE CORK TRACKBED SYSTEM

GM251 3mm Cork Trackbed 4.5 x 50cm (6) £8.95

GM252 3mm Cork Plates 15 x 50cm (2) £4.50

GM240 For RH Sectional Points (2) £4.25

GM241 For LH Sectional Points (2) £4.25

GM244 For RH Sectional Curved Points (2) £4.25

GM245 For LH Sectional Curved Points (2) £4.25

GM247 For Y Sectional Points (2) £4.25

N SCALE CORK TRACKBED SYSTEM

GM231 2mm Cork Trackbed 2.8 x 50cm (6) £8.95

GM232 2mm Cork Plates 15 x 50cm (2) £4.50

GM225 For RH Sectional Points (2) £3.95

GM226 For LH Sectional Points (2) £3.95

SCENICS



GM194 Scenic Starter Pack £24.95

STARTER PACK



GM180 Plum Trees (3) £7.25

GM181 Plum Trees in Blossom (3) £7.25

GM182 Fruit Trees (3) £7.25

GM183 Apple Trees (3) £7.25

GM184 Birch Trees (3) £7.25

GM185 Weeping Willow Trees (3) £7.25

GM186 Poplar Trees (3) £7.25

GM187 Pine Trees (3) £7.25

GM188 Beech Trees (2) £7.75

VALUE TREE ASSORTMENTS

GM127 N Scale Tree Assortment (10) £8.95

GM128 OO Scale Spring Trees (10) £10.95

GM129 OO Scale Summer Trees (10) £10.95

GENERAL SCENIC MODELLING PRODUCTS

GM100 Mod Roc (2.75m) £4.65

GM119 Fine Plaster of Paris (1kg) £4.25

GM130 1/16 Cork Sheet 3' x 2' (60 x 90cm) £6.75

GM131 1/8 Cork Sheet 3' x 2' (60 x 90cm) £10.75

GM167 Balsa Bundle 50 x 76 x 229mm £2.25

GM168 Balsa Bundle 75 x 150 x 450mm £9.95

GRASS & GRAVEL MATS



GM20 Spring Grass Mat 100cm x 75cm £7.95

GM21 Summer Grass Mat 100cm x 75cm £7.95

GM22 Autumn Grass Mat 100cm x 75cm £7.95

GM23 Gravel Mat 100cm x 75cm £3.95

GM38 Spring Grass Mat 240cm x 120cm £29.95



GM140 Meadow Mat - Spring 6mm Grass £3.25

GM141 Meadow Mat - Meadow 6mm Grass £3.25

GM142 Meadow Mat - Spring 12mm Grass £12.25

GM143 Meadow Mat-Meadow 12mm Grass £12.25

GM147 Meadow Mat - Beige 6mm Grass £3.25

GM148 Meadow Mat - Beige 12mm Grass £12.25

STATIC GRASS SYSTEM



GM196 Static Grass Starter Set £9.95

GM193 Puffer Bottle £4.95

GM169 Static Grass Glue (250ml) £6.95

GM101 Meadow Scatter (30g) £3.35

GM170 Spring Grass Flock (30g) £3.35

GM171 Summer Grass Flock (30g) £3.35

GM172 Moorland Grass Flock (30g) £3.35

GM173 Meadow Grass Flock (30



GAUGEMASTER



STRUCTURES

OO SCALE LASER CUT BUILDINGS



GM453
Garden Shed Kit
£6.50

OO SCALE "FORDHAMPTON" PLASTIC KITS

Fordhampton is a bustling market town on a busy mainline running through the rolling South Downs. With both local and express services steaming through, Fordhampton Station serves all kinds of trains from commuters travelling to and from London as well as excursions to the seaside at Brighton! Wherever you are going the station master will be happy to help you get to your destination.



GM401 Fordhampton Station £25.95



GM402 Fordhampton Signal Box £10.95



GM403 Fordhampton Footbridge £17.95



GM404 Fordhampton Level Crossing £11.95



GM405 Fordhampton 60s Estate House £15.95



GM406 Fordhampton Locomotive Shed £19.95



GM407 Fordhampton Carriage Platforms £9.95



GM408 Fordhampton Village Store or Pub £17.95

COMING SOON...
GM409 Fordhampton Pub/Bistro TBA
GM410 Fordhampton Rest Home/Doctors TBA
GM411 Fordhampton Farmhouse/Cottage TBA



KESTREL DESIGNS

N GAUGE PLASTIC KITS

GMKD01 House	£4.35
GMKD02 Shop	£4.35
GMKD03 Bungalow	£3.60
GMKD04 Church with Porch	£5.95
GMKD05 House/Shop Unit with Glazing	£6.75
GMKD06 Two Shop Unit with Glazing	£6.75
GMKD07 Four House Unit	£6.75
GMKD08 Country Station	£8.75
GMKD09 Station Buildings	£5.35
GMKD10 Island Platform with Flat Canopy	£8.25
GMKD11 Flat Canopy	£5.95
GMKD12 Small Sign Box	£6.45
GMKD13B Farm Rail Fencing Brown	£3.10
GMKD13W Farm Rail Fencing White	£3.10
GMKD14 Telegraph Poles	£3.10
GMKD15 Windows Doors & Gutters	£4.35
GMKD16 Platforms (2)	£2.85
GMKD17 Platform Ramps (2)	£2.85
GMKD18 Station Yard Huts	£3.35
GMKD19 Weighbridge & Office	£4.35
GMKD20 Coal Office	£3.35
GMKD21 Level Crossing/Keepers Cottage	£5.95
GMKD22 Four Greenhouses	£3.10
GMKD23 Two Domestic Garages	£3.10
GMKD24 Water Tower	£3.85
GMKD25 Corner Shop	£4.65
GMKD26 Corner Pub	£4.65
GMKD27 Three Storey Townhouse	£5.95
GMKD28 Three Storey Town Shop	£5.95
GMKD29 Modern Station	£7.95
GMKD30 Modern Station Waiting Room	£5.75
GMKD31 Station Masters House	£6.45
GMKD32 Pair Pre War Semi Det. Houses	£7.25
GMKD33 Boilerhouse & Chimney	£6.45
GMKD34 Stable Block	£3.85
GMKD35 Cow Shed	£3.60
GMKD36 Barn	£5.95
GMKD37 Farm House	£7.50



GMKD38 Steel Footbridge	£7.50
GMKD39 Modern Industrial Unit	£5.95
GMKD40 Modern Fire Station	£7.25
GMKD41 Platforms Wide (2)	£3.35
GMKD42 Platform Ramps Wide (2)	£2.85
GMKD43 Goods Shed	£7.75
GMKD1000 Town Station	£16.95
GMKD1001 Old Factory with Chimney	£19.95

N GAUGE LASER CUT KITS

The same as the ultra detailed OO equivalents (GM451/GM452/GM453) - pack sizes vary from the 4mm versions though

GMKD51 Wooden Fencing	£5.25
GMKD52 Lattice Fencing	£5.25
GMKD53 Garden Sheds (2)	£5.50

N GAUGE VALUE KIT SETS

GMKD2000 Station Set	£14.95
GMKD2001 Town Set	£12.95
GMKD2002 Suburban Set	£14.95
GMKD2003 Farm Set	£16.95



MODEL RAILWAY MAINTENANCE



GM50 OO/HO Locomotive Wheel Cleaner	£39.95
GM47 N Gauge Wheel Cleaner	£34.95
GM51 Spare Pads for GM50	£17.95
GM49 Spare Pads for GM47	£17.95
GM59 N Scale Wheel Cleaner	£15.95



TOOLS



GM60 OO Scale Wheel Cleaner	£19.95
GM619 Precision Lubricator	£4.75
GM667 Superfine Oil Pen w/Teflon Particles	£5.95
GM668 Electrical Control Oil Pen	£9.95

GENERAL MODELLING TOOLS

GM08 Modelstrip (115ml)	£6.95
GM26 Track Rubber	£3.15
GM27 Jumbo Track Rubber	£5.75
GM600 A2 Cutting Mat	£14.95
GM601 A3 Cutting Mat	£9.95
GM602 A4 Cutting Mat	£4.95
GM603 A5 Cutting Mat	£2.95
GM604 Round Nose Pliers	£8.95
GM605 Flat Nose Pliers	£8.95
GM606 Side Cutters	£8.95
GM607 Half Round Pliers	£8.95
GM608 Bent Nose Pliers	£8.95
GM609 S/Steel Tweezers (4)	£7.95
GM610 Double Ended Pin Vice	£9.95
GM611 Sawset 1 w/ Scalpel Handle	£9.95
GM612 Hole Saw & Arbor for Point Motor Fitting	£3.50
GM613 Trim-away Knife	£3.75
GM614 S/S Scalpel & Blades	£5.50
GM615 Plastic Scalpel & Blades	£5.95
GM617 Pick-Up Tool	£6.50
GM618 Magnifier Tweezers	£3.95
GM621 Locking forceps Curved	£6.95
GM622 Hot Wire Cutter for Scenic Modelling	£19.95
GM624 Swivel Top Pin Vice	£6.75
GM625 Curved Tweezer Reverse Action	£4.50
GM626 Straight Tweezer Reverse Action	£4.50
GM627 Blunt End Tweezer Reverse Action	£4.50
GM629 Cutting Discs (10)	£4.95
GM630 Screw Top Mandrels (3)	£4.50
GM631 Slitting Discs (10) & Mandrel	£5.25
GM632 Budget Needle File Set	£6.95
GM633 Glass Fibre Pencil 4mm	£4.75
GM634 4mm G/Fibre Refills (10)	£7.50
GM635 2mm Glass Fibre Pencil	£9.95
GM636 2mm G/Fibre Refills (5)	£6.75
GM638 Cutting Brushes 0.6-2.0	£15.95
GM640 Archimedian Drill Stock	£5.95
GM641 HSS Jbbs Drills 0.5 (5)	£2.15
GM642 HSS Jbbs Drills 0.8 (5)	£3.95
GM643 HSS Jbbs Drills 1.0 (5)	£3.95
GM644 HSS Jbbs Drills 1.2 (5)	£3.95
GM645 HSS Jbbs Drills 1.5 (5)	£3.95
GM646 HSS Jbbs Drills 1.8 (5)	£3.95
GM647 HSS Jbbs Drills 2.0 (5)	£3.95
GM648 Microbox Drills 0.3-1.6	£10.95
GM649 Microbox HSS Twist Drill Bits 61-80	£19.95
GM650 HSS Jbbs Drills 0.3 (5)	£3.95
GM651 HSS Jbbs Drills 0.5 (5)	£3.95
GM652 HSS Jbbs Drills 0.6 (5)	£3.95
GM653 HSS Jbbs Drills 0.7 (5)	£3.95
GM654 HSS Jbbs Drills 0.9 (5)	£3.95
GM655 Spare Blades for GM614	£2.75
GM660 Pick n Place Twin Pack	£8.95
GM664 Economy Sprue/Plastic Cutter	£4.75
GM666 Clip On Magnifying Eye Glass	£6.75
GM669 Pin Pusher with Depth Stop	£10.95
GM670 Deluxe Paintbrush Set	£12.95



GM683 Soft Grip Knife Set with Blades	£6.95
GM684 Spare Blades for GM683	£1.50
GM693 Value Model Railway Drill	£9.95
GM694 Mains Powered Value Drill	£16.95
GM695 Model Railway Screwdriver Set	£4.95
GM696 Masking Tape 6mm x 18m (2)	£1.95
GM697 Masking Tape 10mm x 18m (2)	£2.75
GM698 Masking Tape 18mm x 18m (1)	£2.65

RAZOR SAWS

GM672 Razor Saw Superfine	£11.75
GM673 3 in 1 Saw Set	£14.95
GM674 Razor Saw Fine	£11.75
GM675 Razor Saw Medium	£11.95
GM676 Aluminium Mitre Box	£16.50
GM677 Fine Woodcraft Saw	£11.95
GM678 Flush Cutting Saw	£15.75
GM679 Universal Razor Saw	£12.75

SOLDERING IRONS & BITS

GM680 15W 230V Soldering Iron	£16.95
GM681 25W 230V Soldering Iron	£17.95
GM682 40W 230V Soldering Iron	£19.95
GM685 15W No.6 Tip	£3.95
GM686 15W No.8 Tip	£3.95
GM687 25W No.6 Tip	£3.95
GM688 25W No.7 Tip	£3.95
GM689 25W No.8 Tip	£3.95
GM690 40W No.6 Tip	£3.95
GM691 40W No.7 Tip	£3.95
GM692 40W No.8 Tip	£3.95

SOLDERING ACCESSORIES

GM01 Low Melt Solder 70 degrees (20g)	£4.25
GM02 Solder 180 degrees (20g)	£3.95
GM03 White Metal Flux	£5.95
GM04 Brass Flux	£6.95
GM05 Non Acid Safety Flux	£5.25
GM06 Solder Wire 145 Degrees	£4.85

ELECTRICS



SWITCHES

GM501 Slide Switch DPDT	£1.70
GM502 Slide Switch DPDT (C/off)	£1.70
GM503 Toggle Switch SPST	£2.35
GM504 Toggle Switch DPDT	£2.65
GM505 Mini-Toggle DPDT (C/off)	£3.15

GM506 Mini-Toggle DPDT

GM507 Mini-Toggle SPST	£2.75
GM508 Mini-Toggle SPDT	£2.45
GM509 Mini-Toggle SPDT (C/off)	£2.45
GM510 Mini-Toggle for Point Motors	£2.70
GM511 Mini-Toggle for G Point Motors	£3.65
GM512 Push to Make Black (5)	£5.95
GM513 Push to Make Blue (5)	£2.85
GM514 Push to Make Green (5)	£2.85
GM515 Push to Make Red (5)	£2.85
GM516 Push to Make White (5)	£2.85
GM517 Push to Make Yellow (5)	£2.85
GM518 Rotary Switch 1 Pole 12 Way	£2.85
GM519 Rotary Switch 2 Pole 6 Way	£3.75
GM520 Rotary Switch 3 Pole 4 Way	£3.75
GM521 Rotary Switch 4 Pole 3 Way	£3.75
BPGM501 Slide Switch DPDT (25)	£12.95
BPGM502 Slide Switch DPDT (C/off) (25)	£12.95
BPGM503 Toggle Switch SPST (25)	£12.95
BPGM504 Toggle Switch DPDT (25)	£12.95
BPGM505 Mini-Toggle DPDT (C/off) (25)	£12.95
BPGM506 Mini-Toggle DPDT (25)	£12.95
BPGM507 Mini-Toggle SPDT (25)	£12.95
BPGM508 Mini-Toggle SPDT (25)	£12.95
BPGM509 Mini-Toggle for Point Motors (25)	£12.95
BPGM510 Mini-Toggle for Point Motors (25)	£12.95
BPGM511 Push to Make Black (25)	£9.95
BPGM512 Push to Make Blue (25)	£9.95
BPGM513 Push to Make Green (25)	£9.95
BPGM514 Push to Make Red (25)	£9.95
BPGM515 Push to Make White (25)	£9.95
BPGM516 Push to Make Yellow (25)	£9.95

WIRE

GM09RB Twinned Wire Red/Black (10m)	£4.95
GM10 Wire Red/Black/Green (10m of each)	£5.95
GM11BK Wire Black 7 x 0.2mm (10m)	£2.15
GM11BL Wire Blue 7 x 0.2mm (10m)	£2.15
GM11BN Wire Brown 7 x 0.2mm (10m)	£2.15
GM11GN Wire Green 7 x 0.2mm (10m)	£2.15
GM11GR Wire Grey 7 x 0.2mm (10m)	£2.15
GM11IO Wire Orange 7 x 0.2mm (10m)	£2.15
GM11IP Wire Pink 7 x 0.2mm (10m)	£2.15
GM11PP Wire Purple 7 x 0.2mm (10m)	£2.15
GM11R Wire Red 7 x 0.2mm (10m)	£2.15
GM11W Wire White 7 x 0.2mm (10m)	£2.15
GM11Y Wire Yellow 7 x 0.2mm (10m)	£2.15
BPGM11BK Black Wire 7 x 0.2mm (100m)	£7.95
BPGM11BL Blue Wire 7 x 0.2mm (100m)	£7.95
BPGM11BN Brown Wire 7 x 0.2mm (100m)	£7.95
BPGM11GN Green Wire 7 x 0.2mm (100m)	£7.95
BPGM11GR Grey Wire 7 x 0.2mm (100m)	£7.95
BPGM11IO Orange Wire 7 x 0.2mm (100m)	£7.95
BPGM11IP Pink Wire 7 x 0.2mm (100m)	£7.95
BPGM11R Red Wire 7 x 0.2mm (100m)	£7.95
BPGM11W White Wire 7 x 0.2mm (100m)	£7.95
BPGM11Y Yellow Wire 7 x 0.2mm (100m)	£7.95

GENERAL ELECTRICAL ACCESSORIES

GM12 Pair Connecting Leads (Pin/Bare Wire)	£4.65
GM14 Crimped Pin Terminals (6)	£2.95
GM15 Ring Terminals (6)	£1.95
GM16 Pair Connecting Leads (Pin/Pin)	£4.95
GM28 Crocodile Clips Red/Black Pair	£1.75
GM29 Knob for Rotary Switches & Pots	£2.85
GM40 1.5a Rectifier	£4.95
GM41 Thermal Cut-Out 1 Amp	£3.95
GM42 Thermal Cut-Out 2.5 Amp	£3.95
GM75 PS6 6-Way Din Plug/Socket	£3.15
GM77 12-Way Poly Terminal Block	£1.95
GM89 Pack of 5 Amp Fuses (5)	£2.75

LIGHTING

GM61 Micro LED White (4)	£7.95
GM62 Micro LED Red (4)	£7.95
GM63 Micro LED Blue (4)	£7.95
GM64 Micro LED Orange (4)	£7.95
GM69 Grain of Wheat Bulb 12v Yellow (5)	£3.95
GM70 Grain of Wheat Bulb 12v Red (5)	£3.95
GM71 Grain of Wheat Bulb 12v Clear (5)	£3.95
GM72 Grain of Wheat Bulb 12v Green (5)	£3.95
GM73 Grain of Wheat Bulb 12v Orange (5)	£3.95
BPGM69 GOW 12v Yellow (100)	£49.95
BPGM70 GOW Bulb 12v Red (100)	£49.95
BPGM71 GOW Bulb 12v Clear (100)	£39.95
BPGM72 GOW Bulb 12v Green (100)	£49.95
BPGM73 GOW Bulb 12v Orange (100)	£49.95
GM80 LED Green 3mm 12v (5)	£2.25
GM81 LED Red 3mm 12v (5)	£2.25
GM82 LED Yellow 3mm 12v (5)	£2.25
GM83 LED Green 5mm 12v (5)	£1.95
GM84 LED Red 5mm 12v (5)	£1.95
GM85 LED Yellow 5mm 12v (5)	£1.95
GM76 Resistor 1K Ohm for LEDs (10)	£1.65

MAGNETS

GM86 Small Magnets (10)	£5.50
GM87 Medium Magnets (10)	£5.75
GM88 Large Magnets (10)	£6.00
GM98 3v Bulbs (10) & Capacitors (5)	£5.95
GM99 Pack of Reeds & 5 Magnets	£13.95

UNIVERSAL RELAY SWITCH

GM500 Universal Relay Switch	£5.50
BPGM500 Universal Relay Switch (3)	£14.50
GM500D Universal Relay Switch (DCC Friendly)	£5.75

GM353 CATALOGUE

128 Page Full Colour Catalogue	£3.95
--------------------------------	-------

GAUGEMASTER Limited Edition News

N SCALE



DAGM221 GBRf Aggregate Industries
66711 "Sence"
£109.95 - Expected November 2016



DAGM230 Brighton Evening Argus
DAGM235 The Royal Alex
£69.95

Both Already Sold Out to Pre-Orders



DAGM231 IC Executive Pristine £69.95
73 142 Broadlands



DAGM232 First GBRf - £69.95
73 141 Charlotte



DAGM233 South West Trains - £69.95
73 235




DAGM234 Southern Livery - £69.95
73 202

OO SCALE

Low yard JUNCTION

*Seeking a change of scene from his Woodhead and wartime modelling activities, **GARY ATKINSON** turned to the transition era in 'N' gauge as a means of expanding the operational potential for his rolling stock.*


PHOTOGRAPHY, MIKE WILD.



STATISTICS

Owner:	Gary Atkinson
Scale:	'N'
Length:	14ft
Width:	3ft
Track:	Peco code 55 and code 80
Control:	Analogue
Period:	BR 1950s/1960s, Great Central Main Line

 **Right:** A Class 03 draws stock out of the carriage sheds.

 **Below:** A 'WD' 2-8-0 leads a ballast working along the main line as a 'Jubilee' 4-6-0 heads a short passenger working down the incline from the upper branch.



I HAVE BEEN MODELLING IN 'N' gauge for the past 25 years and in that time I've built a number of layouts covering subjects as diverse as the modern railway, preservation, the Second World War and lines like the Woodhead route, including its electrification. However, until now I have never modelled the highly popular transition era of the late-1950s and early-1960s.

The past decade has seen a massive increase in the quality and quantity of

ready-to-run products and nowhere has this been more pronounced than in 'N' gauge. When Bachmann took over the Graham Farish brand in 2000 'N' gauge didn't have the best reputation for detail and performance. All that has been completely turned around in all respects and we now enjoy a greater variety of top quality models. I wanted to own and run these fantastic new models, but in turn that meant I wanted a realistic setting in which to enjoy them. Running '9Fs' and 'WDs' on a late-1960s Woodhead layout wouldn't be authentic. >>



SETTING THE SCENE

Low Yard Junction is the result. It is based on former Great Central Railway (GCR) lines around Nottingham. Being the last great main line of the steam era, opened in 1899, it linked Manchester in the north with London, terminating at Marylebone on the west of the capital.

On its route it passed through major cities including Sheffield, Nottingham and Leicester and provided one of the fastest routes to the capital in its early years. Modelling the GCR meant taking stock of the area it travelled through. The GCR had a more open feeling than other main lines with greater space being provided for yards to allow for future expansion. Island platforms were also a significant

feature of its station designs while the whole route was engineered to the larger European loading gauge and had a ruling gradient of 1-in-176. Level crossings were kept to a minimum with just one on the London Extension at Beighton in Sheffield.

Low Yard Junction has a freelance trackplan and features a double-track main line with a passing loop, two branch lines, a locomotive shed and a set of carriage sidings – something that I haven't seen modelled before in 'N' gauge. To operate all this there are three storage yards. The main yard is located behind the scenic section and completes the continuous run. At the centre of this are cassette locations allowing trains from the branches to be turned back without the need for handling

or a great deal of pointwork. In addition, there are two further storage yards at right angles to the scenic section which provide the terminating point for the branch lines. These feature a combination of cassette and plain track storage roads.


The baseboards were built from 6mm plywood braced with 1in x 1½in timber. Cork floor tiles are glued to the baseboard surface for the trackbed. The track is Peco code 55 for the scenic area and code 80 in the storage yard. Peco point motors are used throughout connected to a large mimic panel above the main storage yard. A separate panel containing six analogue controllers bolts onto the back of the layout to take charge of all train movements.

The track has been ballasted with Peco



Right: A Class 24 powers up the grade from the lower level branch to join the main line as a 'Britannia' passes above with a passenger working.

Below: A BR 'Britannia' 4-6-2 passes under the disused railway bridge as it approaches Low Yard Junction.



material. Several shades of grey are used and mixed with wallpaper paste and wood glue. This mix is applied to the track and levelled with the sleeper tops to disguise their height. The sides of the rails are painted with track colour and the ballast is then airbrushed with matt black in certain areas to give it a tonal effect.

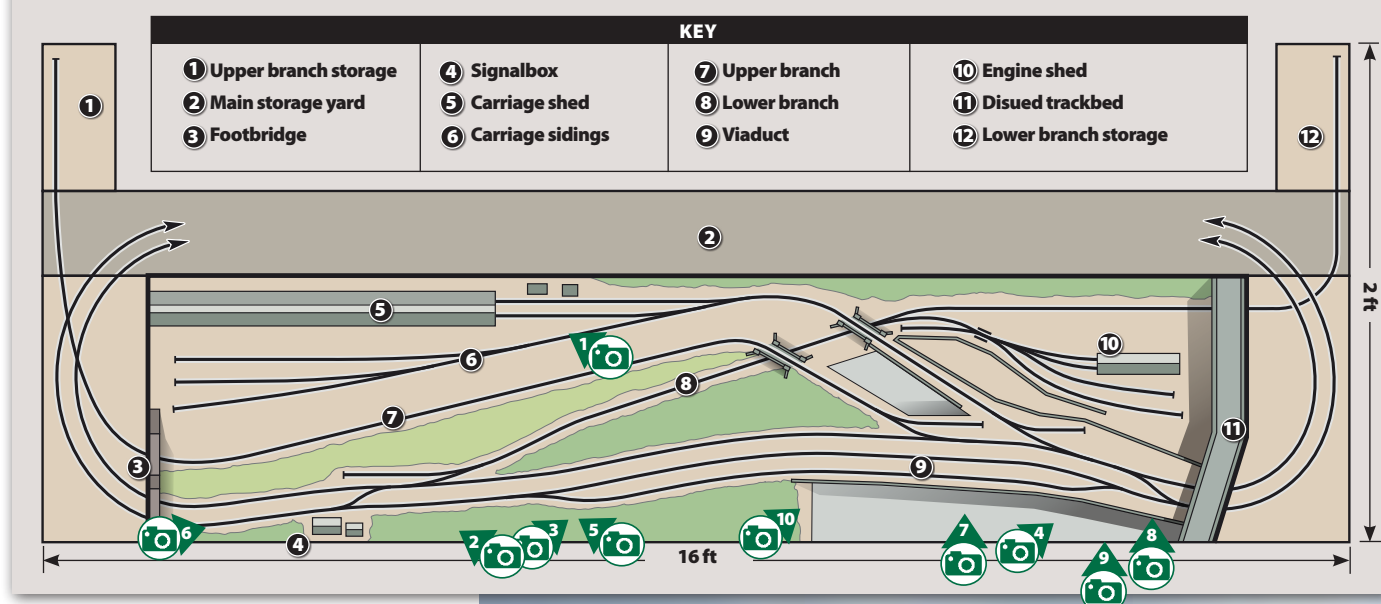
BUILDINGS FROM SCRATCH

While Low Yard Junction has a clear railway theme there are still a number of buildings and structures around the scene. These are a mixture of scratchbuilt, kit built and modified kit structures.

The most prominent is the blue brick viaduct at the 'city' end of the layout. This is a simple structure made from card covered with brick paper with balsa wood for the stone cappings. It features two roads passing underneath as well as a lit pedestrian walkway under the lower end as the railway enters the 'country' section.

The signalbox, factory buildings and engine shed are all modified kits which started life as Metcalfe products. The signalboxes have been given different finishes to more accurately represent Great Central designs. This has been done with a combination of brick papers and paints while each has also been further >>

LOW YARD JUNCTION TRACK DIAGRAM (NOT TO SCALE)



detailed with gutters and drain pipes.

The large carriage shed was assembled using components from the Ratio 'N' gauge kit and plastic sheeting. The vacuum formed roof sections from the kit were sourced separately and these formed the basis for the model. It is long enough to accommodate a six-coach train under cover and makes quite an impressive backdrop to the railway.

ROLLING STOCK

The locomotives and rolling stock represent typical stock of the transition era. This continues to expand as new releases arrive and encompasses steam and diesel traction. Almost all of the locomotives are ready-to-run examples from Bachmann's Graham Farish range and Dapol with the most recent addition being a Gresley 'J39' 0-6-0.

Currently on the books for Low Yard Junction are a 'Black Five' and 'Jubilee' 4-6-0, 'WD' 2-8-0s, '9F' 2-10-0s and a 'Britannia' 4-6-2 on the steam front while classes 03, 08, 24, 31 and 37 model the 'new' form of traction. Three multiple units are available in the shape of a Class 101 two-car and Class 108 three-car DMU together with a six-car Blue Pullman unit. A Metro-Vic Co-Bo, built from a BH Enterprises kit and running on a modified Graham Farish Class 31 chassis, is also on the roster for Low Yard Junction.

One of the difficulties of a large 'N' gauge layout is putting together enough rolling stock for it, especially when it comes to running scale length trains. This has been particularly prevalent with passenger rolling stock as it takes a lot of carriages to fill the storage yard and the carriage shed roads.

Goods trains include a 50-wagon empty coal working as well as mixed goods. Shorter formations also operate on the branch lines, although due to the gradients careful choice of motive power is required.

OPERATION

Low Yard Junction offers much greater operational potential than my previous layouts. With six controllers to hand there is a lot that this layout can do »



5 Right: Passenger rolling stock fills the yard at the carriage shed as a Class 31 climbs the gradient on the upper branch.

6 Below: With a 50 wagon empty coal train behind a BR '9F' 2-10-0 passes one of the signalboxes. In the background the carriage sidings are shunted by a Class 08 and a Class 108 DMU is held at the signal from the lower branch line to allow goods trains to pass on the main.



SEE IT AT THE GREAT ELECTRIC. TRAIN SHOW OCTOBER 8/9 2016

07 Right: The main signalbox for Low Yard Junction is a modified pair of Metcalfe kits, repainted and refinished.

08 Right, centre: A small locomotive depot services engines from local duties. The building is based on a Metcalfe kit.

Far right: Metcalfe based buildings line the street below the railway arches.

09 Below: A Class 101 joins the main line as a 'Black Five' passes with a long loaded coal train. On the left a Class 108 traverses the lower branch.






and with only a handful of exhibition appearances so far the operating team is still discovering its full potential.

The mimic control panel takes charge of all point operations as well as providing power switches to isolate areas of track. Signals are also operated from the panel – these are a combination of Dapol semaphores and Eckon colour lights. The latter have been wired so they can be turned off to replicate the ‘approach lit’ system used on the Great Central Main Line.

The joy of this layout is that multiple operations can take place at the same time. Main line trains can pass while another operator shunts carriages in the yard and others drive trains on the branches. It requires communication though, as both branches join the main line to allow the trains to complete their journey, but that is all part of the enjoyment of this layout.

THE FUTURE

It has been an enjoyable layout to put together and while I limit the number of appearances it makes each year, partly due to the need to recruit a larger team of operators, it has gone down well on each outing so far.

More stock is doubtless on the cards for Low Yard Junction as new prospects become available in ready-to-run and I am looking forward to bringing the layout to the Great Electric Train Show sponsored by *Hornby Magazine* in October this year. See you there! 

● Thanks go to operators Dave Holmes and David Hancock and to Alan Petrie for painting the backscene.

Shop online: www.metcalfe-models.com



Build your world...

Metcalfe means quality, exquisite detail and realism. During construction of a Metcalfe kit, you can expect a relaxing experience as you work your way through the fine detailed miniature architecture. Working with card, in either 00/HO or N Scale, is both challenging and satisfying. We take pride in designing buildings with a realistic finish that you can enjoy long after completion.



ORDER BY PHONE:

01729 830072

ORDER BY MAIL:

Metcalfe Models, Bell Busk, Skipton, N. Yorks, BD23 4DU



POSTAGE:

Orders up to £19.99 = £2.50

Orders £20 and over = £4.50

Visiting Skipton? Visit Craven Model Centre, Mount Pleasant, BD23 1JZ.



PO232

A country station scene in three kits...

The country station is based on designs by the Cheshire Lines Railway and the Manchester, Sheffield and Lincolnshire Railway Companies.



PO233

Railway Buildings

00/HO Scale

PO232 00/HO Goods Shed - £13.99

PO233 00/HO Signal Box - £9.00

PO237 00/HO Country Station - £13.75

N Scale

PN112 N Goods Shed - £7.25

PN133 N Signal Box Set - £9.00


00/HO Country Station PO237 - £13.75



Includes main station building and opposite platform shelter

Exquisite detail and precision with laser cut designs...

COMING SOON IN N SCALE N Scale Stable Block PN822 - £5.75



Pictured 00/HO Stable Block
PO256 - £7.99

Mini & Midi Kits

00/HO Scale

PO256 00/HO Stable Block - £7.99

PO410 00/HO Wooden Pavilion - £6.50

PO502 00/HO Platform Benches - £5.75

PO503 00/HO Park Benches - £5.50

PO510 00/HO Picnic Tables - £5.50

PO511 00/HO Showjumps - £5.50

PO517 00/HO Platform Kiosk - £5.75

PO522 00/HO Stone Fountain - £5.25

N Scale

PN817 N Platform Kiosk - £5.50

PN821 N Wooden Pavilion - £5.50

PN822 N Stable Block - £5.75

PN823 N Fountain Set - £5.75

See and buy the full range of Metcalfe kits at www.metcalfe-models.com



PO517

Kiosk available in N Scale (PN817)



PO410

Pavilion also available in N Scale (PN821)

NEW RELEASE N Scale Fountain set - PN823 £5.75



00/HO Stone Fountain kit comes with one hexagonal fountain and three spouts (PO522)



PO510



PO503



PO511



PO502



METCALFE

Card Construction Kits

NEW RELEASE

00 Scale Wall-backed Canopy
PO341 - £15.99



PO341

This modular kit comes with a section of platform and back wall, is very easy to add on extra kits to make impressive and realistic structures and is made to the same style as our free standing Platform Canopy kit. (00 code - PO340 pictured below). All match the Stone Platform kit.

Mainline Station Range

PO340 Platform Canopy - £14.99
PO341 Wall-backed Canopy - £14.99
PO320 Booking Hall - £22.99
PO235 Stone Platform Kit - £11.99



PO340

The All New Mainline Station Range...

NEW RELEASE

00 Booking Hall
PO320 - £22.99



The grand centrepiece and first in a series of newly redesigned station buildings with more to follow.

New features include finely detailed laser-cut platform canopy and fine die-cut recessed windows.



Shop online now at
www.metcalfeodels.com

An industrial metropolis in N Scale...

Impressive industrial buildings all designed to stand next to each other allowing you to create a realistic skyline. The N Scale Warehouse can be built as stand-alone or low-relief to suit your layout space.



See and buy the full range of Metcalfe kits at
www.metcalfeodels.com

PN183

Industrial Buildings

PN182 Warehouse - £10.99
PN183 Small Factory - £10.99
PN184 B/hse & Factory Ent. - £12.99
Similar available in 00/HO Scale
(Designs may vary slightly)
PO282 Warehouse - £13.99
PO283 Small Factory - £13.99
PO284 B/hse & Factory Ent. - £13.99




PN182

NEW RELEASE

N Scale Boilerhouse & Factory Entrance

PN184 - £12.99

A grand entrance and powerhouse to complete any mill or industrial scene. Designed to stand with the PN183 and PN182 (left)



f Network South East forma

WITH THE LAUNCH OF Network SouthEast (NSE) in 1986 came a transformation of the railway system in the South East of England which saw the wholesale repainting of its fleet of locomotives and rolling stock in a new vibrant blue, grey, red and white colour scheme. Those vehicles not immediately repainted gained Network SouthEast branding on the bodysides, and a distinctive red, blue and grey lozenge logo on multiple unit and locomotive cab ends, seemingly overnight.

NSE territory covered many route miles and stretched from Weymouth and Exeter in the west to Harwich and Margate in the east and as far north as Banbury, Northampton, Huntingdon and King's Lynn. Within this area, NSE inherited a mixed network of long distance locomotive-hauled and multiple unit services together with intensive inner and outer suburban operations too.

Locomotive-hauled services were mainly in the hands of classes 33, 47, 50, 85 and 86 together with a mixed fleet of BR Mk 1 and pressure ventilated Mk 2 coaches. Routes included London Liverpool Street-King's Lynn, London Euston-Northampton, London Waterloo-Exeter and London Paddington-

Newbury, Oxford and Banbury. Elsewhere a varied fleet of Diesel Multiple Units (DMUs), Diesel Electric Multiple Units (DEMUs) and Electric Multiple Units (EMUs) completed the picture.

At weekends and during the summer, spare locomotive-hauled stock was utilised by other sectors which took it to far flung destinations including Hereford, Penzance and Aberystwyth. Gradual modernisation saw electrification of the Cambridge and King's Lynn services with EMUs replacing locomotive-hauled services here and on the Northampton line, new Class 159 DMUs appeared on services between Waterloo and Exeter, while Class 165 and Class 166 'Turbo' DMUs replaced the fleet on Thames and Chiltern lines.

MODEL LOCOMOTIVES

Model railway manufacturers were quick off the mark following the launch of NSE. Italian manufacturer Lima announced 'OO' gauge models of Class 50s in the new colours that year while a selection of BR Mk 1 and Mk 2b carriages followed during 1987. Hornby followed with a selection of its 'OO' models including Class 47, Class 86 and BR Mk 2 carriages in the colour scheme.

Since then manufacturers have developed more refined and detailed products with Heljan, Bachmann and ViTrains each producing a model of the ubiquitous Class 47 in original

and revised NSE colour schemes as well as a wide selection of alternative liveries to suit most needs. Hornby's highly-acclaimed Class 50 has also been released in original and revised NSE colours and is also available in BR 'large logo' blue which suits the NSE period.

Heljan's popular Class 33 appeared as NSE-liveried 33035 *Spitfire* (Cat No. 3302) and 33114 *Ashford 150* (3344), both of which were regular performers on NSE metals. The Danish manufacturer also produced a model of the Class 86, although this has yet to appear as unique 86401 *Northampton Town* in NSE livery.

Lima's Class 73 electro-diesel has also stood the test of time and still looks good alongside more detailed products, especially with the high quality paint finishes offered by Hornby, which now owns the tooling for this model. Original and revised NSE liveries have been issued. Following Dapol's recently released 'OO' gauge Class 73, it is hoped that NSE livery will soon grace this refined model too.

ROLLING STOCK

Bachmann's extensive range of BR Mk 1 and Mk 2 carriages includes many of the vehicles required to replicate the main locomotive-hauled services. The Mk 1 NSE fleet focused on the Northampton commuter services emanating from London Euston, which could run to 13 vehicles behind



tions

To mark 30 years since the formation of Network SouthEast
MARK CHIVERS examines typical train formations over the years.

Network SouthEast
30th ANNIVERSARY
Special

a single Class 85 electric locomotive, and the Thames and Chiltern routes out of London Paddington. The Mk 2 fleet was utilised on King's Lynn, Exeter and, increasingly, on the Thames and Chiltern services.

However, not all the required vehicles are available off the shelf as Bachmann only produces BR Mk 2 and Mk 2a vehicles, so an element of modeller's licence is required as Mk 2b and Mk 2c carriages are not currently available. This means that vehicles such as the BR Mk 2c Open Second Micro Buffet (TSO(T)) which appeared within London Waterloo to Exeter formations can't strictly be modelled off-the-shelf. Lima did at one time produce a BR Mk 2b, which could also be enhanced with some work, and can often be found second-hand at exhibitions and toy fairs.

In the early-1990s, NSE inherited a few air-conditioned Mk 2d and Mk2e coaches for use on the Waterloo to Exeter route. Amongst them were a small number of Mk 2d First Corridors (FK) and although these aren't available in model form, they are outwardly similar to Hornby's Mk 2d FO which could be used as a substitute.

In terms of BR Mk 1 catering, King's Lynn line services used a small fleet of BR Mk 1 RMBs. Bachmann produces a version in BR blue and grey which is suitable for use within NSE liveried rakes and a version in NSE colours should be available soon to complete uniform train formations for this

line, too. Like the prototypes, original and later revised NSE colour schemes have been produced.

MULTIPLE UNITS

With such a large area to cover, Network SouthEast relied on a significant fleet of multiple units too, many of which remain unavailable ready-to-run, although manufacturers have gradually increased the number of 'OO' gauge models available.

Bachmann's range includes Classes 101, 108, 159 and 166 Diesel Multiple Units (DMUs) along with a Class 416 2-EPB Electric Multiple Unit (EMU) and Class 419 Motor Luggage Van – these latter two models operating on former BR Southern Region (SR) third-rail electrified lines. Bachmann also teamed up with Kernow Model Rail Centre to produce a Class 205 2-H Diesel Electric Multiple Unit (DEMU), which has plugged another gap for Southern modellers.

Hornby's multiple unit range includes the versatile Class 423 4-VEP EMU, which was effectively a go-anywhere third-rail unit. In addition, the manufacturer also produced a useful model of the Class 466 two-car 'Networker' EMU, although it isn't currently available, which was introduced by NSE as it modernised the fleet towards the end of its tenure, for strengthening suburban services.

In terms of DMUs, Hornby acquired the

Class 101 and Class 121 tooling from Lima which still stand the test of time. Lima also produced a model of the Class 117 DMU in NSE livery, although this model has yet to appear in the Hornby range.

Dapol announced its intention to produce 'OO' gauge Class 121 and Class 122 diesel railcars in late-2012, with development of these models now at an advanced stage. Meanwhile, in 2015 Bachmann confirmed that it is to produce a 'OO' gauge Class 117 three-car DMU together with a Class 121 diesel railcar in conjunction with Kernow Model Rail Centre. Models in NSE livery are planned.

Finally, Bachmann announced a 'OO' gauge Class 414 2-HAP EMU in March (HM107) as part of its 2016/2017 range, which fills an important gap as these units were utilised on suburban and longer distance peak commuter services on the former Southern Region.

The following list features a small selection of actual NSE train formations which can be recreated in 'OO' using off-the-shelf ready-to-run products. Whilst not exhaustive, it aims to be representative of services operated by the sector in the late 1980s and 1990s. [Table](#)

PLEASE TURN FOR THE FORMATIONS

A Heljan Class 33/1 leads a uniform rake of Bachmann Mk 2s in Network SouthEast colours towards Twelve Trees Junction.



The formations



Class 50 BR 'large logo' blue (Hornby/Lima), BR Mk 2 a/b/c TSO, TSO*, BSO*, TSO(T), TSO, TSO, TSO BR blue and grey - except* NSE



Class 47/4 BR 'large logo' blue (Bachmann/Heljan/ViTrains), BR Mk 2 TSO, TSO, BR Mk 2a FK, BR Mk 1 RMB, BR Mk 2 BSO, TSO, TSO BR blue and grey
DATE: 1987 **SERVICE:** King's Lynn to Liverpool Street **LOCATION:** Cambridge



Class 33/0 BR blue (Heljan), BR Mk 2a/b/c TSO, TSO, TSO, FK, BFK*, TSO, TSO, TSO NSE - except* BR blue and grey



Class 423 4-VEP EMU NSE + Class 423 4-VEP EMU BR blue and grey (Hornby)



Class 50 BR 'large logo' blue (Hornby/Lima), BR Mk 1 TSO*, TSO*, BR Mk 2 TSO, BFK, FK, TSO, TSO, TSO NSE - except* BR blue and grey



Class 85 BR blue (Bachmann), BR Mk 1 TSO, TSO, TSO, TSO, TSO, TSO, CK, CK, TSO, TSO, TSO, BSK NSE



Class 101 two-car DMU NSE (Bachmann/Hornby/Lima)
 + Class 121 Diesel Railcar BR blue and grey (Hornby/Lima)
DATE: 1989 **SERVICE:** Paddington to Reading **LOCATION:** Southall



Class 33/0 BR blue, Class 33/1 BR blue, Class 33/0 Dutch yellow and grey (Heljan), BR Mk 2 a/b/c TSO, TSO, TSO, BFK, TSO(T), BFK, TSO, TSO, TSO NSE



Class 47/7 NSE revised (Bachmann/Heljan), BR Mk 1 TSO, TSO, CK, Mk 2a FK, Mk 2z BSO, TSO, TSO, TSO NSE



Class 50 NSE revised (Hornby/Lima), BR Mk 2a/b/c TSO, TSO, TSO, BFK, TSO(T), BFK, TSO, TSO NSE



Class 50 GW150 lined green (Hornby/Lima), BR Mk 2a/b/c TSO, TSO, FK, FK, BSO, TSO NSE



Class 73/1 NSE original (Hornby/Lima), BR Mk 1 GUV, BR Mk 2a/b/c FK, FK, FK, BFK, FK, FK, FK, FK NSE



Class 108 two car DMU NSE (Bachmann) **DATE:** 1990
SERVICE: Corby to Kettering **LOCATION:** Corby



Class 33/1 BR blue (Heljan), BR Mk 2 a/b/c BFK, TSO NSE
DATE: 1991 **SERVICE:** Salisbury to Basingstoke **LOCATION:** Salisbury



Class 47/4 BR 'large logo' blue (Bachmann/Heljan/Vi-Trains), BR Mk 2a FK, BR Mk 1 CK, CK, FK, BR Mk 2z BSO, BR Mk 1 TSO, TSO NSE

ATIONS



DATE: 1986 **SERVICE:** Salisbury to Waterloo **LOCATION:** Waterloo



DATE: 1988 **SERVICE:** Portsmouth to Paignton **LOCATION:** St Denys



DATE: 1988 **SERVICE:** Waterloo to Bournemouth **LOCATION:** Clapham Junction



DATE: 1989 **SERVICE:** Paddington to Banbury **LOCATION:** King's Sutton



DATE: 1989 **SERVICE:** Euston to Northampton **LOCATION:** Euston



DATE: 1990 **SERVICE:** Exeter St Davids to Waterloo **LOCATION:** Gillingham



DATE: 1990 **SERVICE:** Oxford to Paddington **LOCATION:** Reading



DATE: 1990 **SERVICE:** Exeter St Davids to Waterloo **LOCATION:** West Byfleet



DATE: 1990 **SERVICE:** Waterloo to Salisbury **LOCATION:** Clapham Junction



DATE: 1990 **SERVICE:** Southampton to Waterloo Boat Train **LOCATION:** Woking



Class 416 2-EPB EMU NSE + **Class** 416 2-EPB BR blue and grey (Bachmann)

DATE: 1990 **SERVICE:** Charing Cross to Gillingham **LOCATION:** Waterloo East



DATE: 1991 **SERVICE:** Paddington to Oxford **LOCATION:** Taplow

NSE LIVERY 'OO' GAUGE LOCOS/MULTIPLE UNITS

CLASS	MANUFACTURER
Class 03	Bachmann/Modelzone
Class 08	Bachmann/Modelzone/Signal Box
Class 33	Heljan/Lima
Class 47	Bachmann/Heljan/Hornby/Lima/viTrains
Class 50	Hornby/Lima
Class 73	Hornby/Lima
Class 86	Hornby
Class 101	Bachmann*/Lima
Class 108	Bachmann
Class 117	Bachmann*/Lima
Class 121	Bachmann*/Dapol*/Lima
Class 159	Bachmann
Class 166	Bachmann
Class 205 2-H	Bachmann/KMRC
Class 414 2-HAP	Bachmann*
Class 416 2-EPB	Bachmann
Class 419 MLV	Bachmann
Class 423 4-VEP	Hornby
Class 466 Networker	Hornby

NOTES:

*	Forthcoming model
KMRC	Kernow Model Rail Centre

VEHICLE DESCRIPTIONS

BG	Gangwayed Brake
BSK	Corridor Brake Second
BSO	Brake Open Second
CK	Corridor Composite
FK	Corridor First
GUV	General Utility Van
RMB	Restaurant Miniature Buffet
SK	Corridor Second
TSO	Tourist Open Second
TSO(T)	Open Second (Micro-Buffer)

The formations



Class 47/7 Scotrail 'blue stripe' (Bachmann/Heljan), BR Mk 2a TSO, TSO, TSO, BFK, FK, TSO, TSO, TSO, TSO NSE



Class 50 BR 'large logo' blue + Class 50 NSE revised (Hornby/Lima), BR Mk 2 a/b/c TSO, TSO, TSO, BFK, TSO, BFK, TSO, TSO, TSO NSE



Class 73 InterCity Executive (Hornby/Lima/Dapol), BR Mk 2a/b/c TSO, TSO, TSO, BFK, FK, TSO, TSO, TSO NSE



Class 101 two-car DMU NSE (Lima/Hornby/Bachmann)

DATE: 1991 **SERVICE:** Sudbury to Marks Tey **LOCATION:** Sudbury



Class 33/0 'Dutch' yellow and grey + Class 33/1 BR blue (Heljan), BR Mk 2a/b/c TSO, TSO, TSO, TSO, BFK, TSO(T), BFK, TSO, TSO, TSO NSE



Class 33/1 NSE revised (Heljan), BR Mk 2a/b/c TSO, TSO, TSO, BFK, TSO, TSO, TSO **DATE:** 1992 **SERVICE:** Salisbury to Waterloo



Class 47/4 BR 'large logo' blue (Bachmann/Heljan/ViTrains), BR Mk 1 TSO, TSO, BR Mk2z TSO, BR Mk 1 BSK, FK, BR Mk 2z TSO, TSO, BR Mk 1 SK



2 x Class 159 three-car DMU NSE (Bachmann) **DATE:** 1993 **SERVICE:** Yeovil Junction to Waterloo **LOCATION:** Woking



2 x Class 166 three-car DMU NSE (Bachmann) **DATE:** 1993 **SERVICE:** Oxford to Paddington **LOCATION:** Reading



Class 47/7 NSE revised (Bachmann/Heljan), BR Mk 1 BSK EMU Translator, Class 466 two-car EMU (Hornby), BR Mk 1 BSK EMU translator vehicle NSE

DATE: 1994 **SERVICE:** Class 466 Networker delivery **LOCATION:** Acton Yard



Class 416 2-EPB NSE + Class 416 2-EPB BR blue and grey + Class 416 2-EPB NSE + Class 416 2-EPB BR blue and grey (Bachmann) **DATE:** 1994



Class 423 4-VEP + Class 423 4-VEP EMUs NSE (Hornby) **DATE:** 1994 **SERVICE:** Dover Priory to Victoria **LOCATION:** Folkestone East



Class 205 2-H NSE (Bachmann)

DATE: 1995 **SERVICE:** Hastings to Ashford **LOCATION:** Hastings

ATIONS



DATE: 1991 **SERVICE:** Paddington to Oxford **LOCATION:** Pangbourne



DATE: 1991 **SERVICE:** Exeter St Davids to Waterloo **LOCATION:** Crewkerne



DATE: 1991 **SERVICE:** Plymouth to Brighton **LOCATION:** Barnham



Class 419 MLV NSE + Class 419 MLV LSE 'Jaffa Cake' (Bachmann), TTA tank grey
DATE: 1991 **SERVICE:** Ashford to Dover carriage wash **LOCATION:** Ashford



DATE: 1992 **SERVICE:** Exeter St Davids to Waterloo **LOCATION:** Gillingham



LOCATION: Clapham Junction



DATE: 1992 **SERVICE:** Paddington to Banbury **LOCATION:** Aynho Jct



SERVICE: Dartford to Charing Cross **LOCATION:** London Bridge



NOTES

DMU	Diesel Multiple Unit
ECS	Empty Coaching Stock
EMU	Electric Multiple Unit
LSE	London and South East Sector
MLV	Motor Luggage Van
NSE	Network SouthEast

USEFUL LINKS

Bachmann	www.bachmann.co.uk
Dapol	www.dapol.co.uk
Heljan	www.heljan.dk
Hornby	www.hornby.com
Invicta Model Rail	www.invictamodelrail.com
Kernow Model Rail Centre	www.kernowmodelrailcentre.com
Replica Railways	www.replicarailways.com
ViTrains	www.vitrains.it

NSE LIVERY 'OO' GAUGE CARRIAGES

TYPE	MANUFACTURER	LIVERY	CATALOGUE NUMBER
BR Mk 1 BSK	Bachmann	LB	39-082/39-082A/39-082B
BR Mk 1 BSK	Lima	LB	L305307
BR Mk 1 BSK	Replica	LB	12123
BR Mk 1 BG	Bachmann	LB	39-176Z (SB)/39-188
BR Mk 1 CK	Bachmann	LB	39-130/39-131
BR Mk 1 FK	Bachmann	LB	39-157
BR Mk 1 GUV	Bachmann	LB	39-270Z (SB)
BR Mk 1 RMB	Bachmann	LB	39-265*
BR Mk 1 SK	Bachmann	LB	39-031/39-031A
BR Mk 1 SK	Lima	LB	L305306
BR Mk 1 SK	Replica	LB	12113
BR Mk 1 TSO	Bachmann	LB	39-057/39-057A/39-058
BR Mk 1 BSK/SK	Bachmann	BGN	39-003*
BR Mk 2z BFK	Bachmann	DB	39-402
BR Mk 2z BFK	Hornby	LB	R444/R4154/R4154A
BR Mk 2z BSO	Bachmann	DB	39-382
BR Mk 2z TSO	Bachmann	DB	39-352
BR Mk 2z TSO	Bachmann	BGN	39-001T twin-pack (KMRC)
BR Mk 2z TSO	Hornby	LB	R439/R4153/R4153A
BR Mk 2a BFK	Bachmann	DB	39-412
BR Mk 2a BFK	Bachmann	LB	39-412A
BR Mk 2a BSO	Bachmann	DB	39-382
BR Mk 2a TSO	Bachmann	DB	39-362
BR Mk 2a TSO	Bachmann	LB	39-363/39-363A
BR Mk 2b BFK	Lima	LB	L305388
BR Mk 2b TSO	Lima	LB	L305386
BR Mk 2b FK	Lima	LB	L305387
BR Mk 2b TSO(T)	Lima	BG	L305308
BR Mk 1 EMU Translators	Bachmann	DB	39-001X twin-pack (IMR)

NOTES:

*	Forthcoming model
LB	Original light blue NSE
DB	Revised dark blue NSE
BG	BR blue and grey
BGN	BR blue and grey with Network SouthEast branding
IMR	Produced for Invicta Model Rail
KMRC	Produced for Kernow Model Rail Centre
SB	Produced for Signal Box Model Railways

Upgrade to **FIRST CLASS**

TIM SHACKLETON explores ways of improving an earlier generation of ready-to-run coaches.




LOOKING AT THE SHEER QUALITY of the ready-to-run coaches that have been released in recent years – Hornby’s exquisite Gresley and Thompson suburbans, for instance, and Bachmann’s GWR auto-trailer – we need to remind ourselves that things weren’t always like this.

Many products of 20-25 years ago were eminently forgettable but there were also some good models around that cry out for further improvement. They provide a great opportunity for creating something more on a par with today’s products.

I have boxes full of coaches acquired when the going was good price-wise and better alternatives weren’t to hand. Though my Lima Mk 1s have long been replaced by Bachmann and Hornby RailRoad models, there are plenty of coach types that have yet to receive a makeover.


Some are no longer available while others are still on the market with new branding but otherwise unaltered. I wouldn’t discount any of them as a basis for better things. The areas that need most attention tend to be the sketchy underframe and roof detail, poor livery rendition, the lack of things like No Smoking signs and above all the deeply recessed glazing that’s anything but flush. None of this presents an insurmountable problem.

I enjoy every aspect of these wholesale upgrades – planning ahead, seeing what can be done, working out how I’m going to do it. As far as coaches running in rakes are concerned, overall appearance matters more to me than true finescale fidelity. When building up a set I don’t have the patience or the willpower to carve off several hundred door hinges and grab handles and replace them with something a percentage point finer. I tend to stick with what I’m given unless it’s glaringly overscale or wildly inaccurate.

A touch or two in the right places is what’s called for – the usual priorities are better glazing, decent buffers or roof ventilators, more accurate underframe detail, and above all a high standard of painting and weathering. None of it is rocket science and in this piece I’ll show you in incremental steps exactly how I go about it. 

Below left: This is an upgraded Bachmann Bulleid open second, reglazed with much thinner material and fitted with the correct roof ventilators. Careful weathering disguises the raised seams around the door openings – to my eye, it now looks like regulation dirt build-up in this area. I only noticed the panel lines weren’t inset as they should be when I tried weathering them with a pin wash at one of my Pendon Museum tutorials!

Below: The benchmark – Bachmann’s Hawksworth auto trailer was one of the highlights of 2015. Even so, I’ve seen some very convincing reworkings of the old Airfix model, still available from Hornby.



A typical suburban train of the early-1960s in its natural environment. These elderly ready-to-run coaches – the Airfix lavatory composite is all of 39 years old – have a lot of potential for improvement, especially as none of the ones I reworked for this article is available in a retooled, high fidelity version. They’re easy enough to source on the second-hand market.



STEP BY STEP SUPERIOR SUBURBANS

The first part of this piece focuses on a trio of popular models, none of them less than 20 years old – Airfix London Midland & Scottish Railway (LMS) 57ft non-corridor lavatory composite, Mainline LMS 57ft panel-sided Brake Second and Bachmann's Mk 1 Suburban Brake Second.



1

All kinds of interesting items of coaching stock have been produced over the years – and if you bring etched kits into the equation, the range is simply vast. The Mainline LMS Period 1 Corridor Brake (rear) and the Airfix non-corridor lavatory composite (centre) are getting on for 40 years old now, while the Bachmann BR Mk 1 suburban coach in the foreground dates from the 1990s. All are basically good models worthy of improvement.




2

Can you live with compromises such as moulded grab and door handles? Unless the coach is destined for very close inspection, I certainly can. Careful painting and a build-up of dirt in the right areas can disguise all manner of fiddles.



3

There was no mass of separately applied detail parts in those days! Using a minimum of components, this earlier generation of coach models was designed to fit together easily using screws and clips – which means they come apart just as easily. Once you've found where the securing clips are, the rest is straightforward.



4

'00' gauge coaches traditionally feature one-piece bodysells but Airfix preferred a dip-on separate roof. The heavy prismatic glazing is readily apparent in this view and clearly needs replacing with something altogether finer. This model has subsequently been re-released by Dapol in kit form at a very affordable price.



5

Underframes could be pretty basic at first. Fortunately the boom in kit-building in the 1990s created a vast range of detail parts, many of which are still available from specialist suppliers such as ABS and Wizard Models. These can be used to replace the inferior plastic mouldings on the Airfix coach.



6

The underframe of the Airfix coach after reworking with etched, cast and scratchbuilt detail parts. I fitted scale buffers from ABS at the same time. This is not exactly high-fidelity but a big improvement on the rudimentary fittings provided with the base model – and, with very little outlay, on a par with Hornby's version.



7

Flush glazing a coach by hand is a laborious process, involving individually cut and fitted panes, but once again the trade comes to our assistance in the form of Brian Hanson's excellent laser-cut windows.



8

Factory glazing is usually glued in place with cyano. Breaking the bonds to get rid of it may involve applying a little pressure – it doesn't matter if the glazing strip breaks. Coach bodies are made of a flexible plastic that is very tolerant of heavy-handed persuasion.

9 Essential aids to carriage modelling – T-Cut to remove lettering and other unwanted livery elements and a gloss varnish to add sparkle to coach sides. I rate this product from Winsor & Newton's Galeria range even more highly than Pledge Future floor polish.



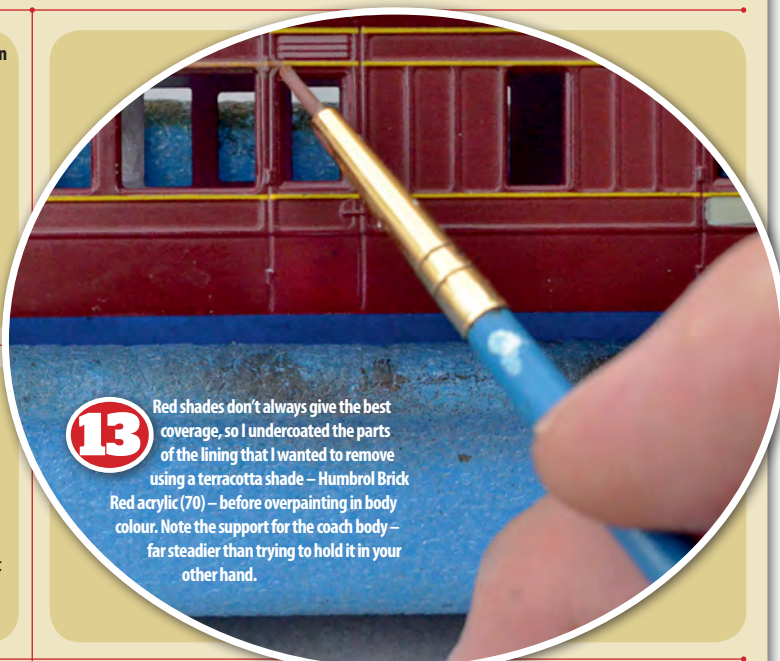
10 Coaches usually have quite a high-gloss finish and the best time to create this is before you fit the replacement glazing. I use Winsor & Newton's Galeria acrylic varnish, applied with a large, flat brush to minimise brushstrokes.



Unwanted insignia can be removed by gentle rubbing with T-Cut applied using cotton buds. Some localised retouching may be necessary and this will help create the impression of a coach that has been patch-painted after repair.



BR didn't start painting coach ends in body colour until the mid-1960s, following the introduction of new spraying techniques. Before then they were black. I masked off the ends of the Mk 1 suburban and then airbrushed on a coat of Humbrol Satin Black acrylic (85). I did the same with the ex-LMS coach. You might wonder why anyone would get the airbrush out for such a small job – and dean it afterwards – but that's the way I do things.



13 Red shades don't always give the best coverage, so I undercoated the parts of the lining that I wanted to remove using a terracotta shade – Humbrol Brick Red acrylic (70) – before overpainting in body colour. Note the support for the coach body – far steadier than trying to hold it in your other hand.



Extreme Etching's replacement glazing is a simple push-fit into the window apertures. It's gently bevelled to help hold it in place – it will only go in one way – but a coat of Klear on the inside is a wise precaution to secure it.



For all lining, graphics, lettering and numbering on my coaching stock I now use sets of waterslide decals from Cambridge Custom Transfers. These need to be carefully applied so the alignment is as perfect as possible.



16 Once the transfers are in place the coaches can be carefully reassembled and then weathered. A thin coat of MIG 'Dark Wash' along all the panel lines helps emphasise relief detail. Note the contrast between the patched-up LMS maroon on the Diagram 1696 brake second and the vibrant BR crimson on the lavatory composite. This colour has a distinct orange tint and to my eye only Vauxhall Carmine Red from a Halford's aerosol provides the correct shade.

STEP BY STEP BUILDING A BETTER BULLEID

IT WAS ONLY after I'd assembled the rake of coaches for the Bradford-Poole train (HM98) that I had doubts about the formation. The high proportion of Second Class accommodation was correct, but I'd used a mixture of Maunsell and BR Mk 1 stock. Looking at photographs of Southern Region trains of the late-1950s/early-1960s, a mixture of Maunsell

and Bulleid coaches was common and so were Bulleids plus Mk 1s, all predominantly in green livery. However, finding Maunsell carriages and Mk 1s in the same rake proved difficult and I never did find a shot showing this combination on the Poole train.

So why not just add some Bachmann Bulleid coaches to the set? The snag is that while

Bachmann has made Bulleid stock for a good 20 years, it's behind the Mk 1s in quality – let alone Hornby's marvellous Maunsells. Having studied them closely, I decided life was too short for a full upgrade of the nine second-hand coaches I'd acquired and instead I concentrated on the areas that I felt would make the most difference.



A

My Bachmann Bulleids had been used for weathering experiments by their previous owner. Some of them were actually in quite good condition, but others were in a dreadful state! By a process of mixing and matching, I managed to salvage six reasonable specimens. The remainder went on eBay, where they sold within 20 minutes.



C

I'm not a fan of vacuum-formed windows, and I decided against re-glazing these Bulleid coaches with individual panes. I've done it often enough in the past but it's very laborious, while the window recesses in the coach mouldings are bevelled and would need filing square and true. As a compromise I decided the most significant improvement would come from removing all the dummy factory-fitted glazing – a scale five inches thick – and replacing it with 0.1mm transparent film salvaged from packaging and cut into individual strips. As an adhesive I used clear acrylic nail varnish. I left most of the droplights half-open to bring the coaches to life.



B

As bought the actual body mouldings on the Bulleid coaches are quite good but the factory-fitted glazing is from another era entirely – thick, clumsy and anything but flush. The overcooked effect is intensified because there's quite a gap between the inside face of the coach and the glazing – in other words, the clear plastic panels are nothing like tight up against the sides to begin with. If you press them in so there's no gap, it looks much better.






D

Open Seconds were a common feature on inter-regional trains and Bachmann's one-size-fits-all body moulding is for a corridor second. I ground off the roof ventilators, filled the scars with Squadron green putty and then filed them smooth. Finally I marked out and drilled 2mm holes for the replacement vents, which came from MJT.

TIP

Old carriages shouldn't be confined to the bottom drawer. Spending a couple of evenings breathing new life into them with simple modifications can revive their appearance bringing them back into frontline service.



F

It's possible to go town with coach interiors but I don't particularly enjoy this kind of modelling. Here I restricted myself to airbrushing the partitions with a suitable varnished wood colour, followed by the upholstery. I found it paid to paint the vertical edges of each seating unit dark grey – in some lights it is visible through the windows.



E

Instead of being inset, the door panel lines stand proud of the bodywork. There are 12 doors on a Bulleid Brake Second and six on a typical compartment coach. On the six I was reworking, that would be 48 sets of doors to scrape off and re-scribe. I couldn't manage even half that number without a single knife slip, wavy line or tool mark. And even if you scraped the raised lines off and made good the scars, you'd still have to reinstate all the neatly moulded door hinges (over 200 of them in my case), door handles and grab irons – all of them exactly in line. I learned long ago that sometimes it's better to leave well alone than to attempt improvements that only draw attention to themselves.



Mainline's BR Mk 1 RB set a new standard when it was first introduced back in the 1980s. I still feel it's a very good model, and this is a type that Bachmann has never produced. I've made no alterations to this model other than to give the sides a high-gloss finish and add a dab of ingrained dirt. We've looked at coach weathering in some detail in previous articles as well as in the *Hornby Magazine Skills Guides* on weathering, so there's no need to go into it here.

Flackwell

HARBOUR

Modelling in the garden brings new challenges and prospects. Using the Bachmann Scenecraft harbour

*wall sections **TREVOR JONES** builds a new cameo for the Great Woking, Flackwell Heath & Whitefield Railway outdoors.*

PHOTOGRAPHY, TREVOR JONES.



SEE THE FULL BACHMANN
SCENECRAFT RANGE AT...
WWW.BACHMANN.CO.UK

THE GREAT WAKERING, Flackwell Heath & Whitefield Railway (GWFHWR) started its life in 1981 with four metres of a four-track section laid on an experimental trackbed. Its

construction has constantly evolved ever since and it now offers an attractive outdoor railway which can host scale length trains on its double track figure of eight main line.

It was in about 2000 that pictures from China of the Jing Peng viaduct appeared and in the back of my mind a plan was formulated for a line to drop down to an engine shed inside the bottom loop. It raised the question of was there anything like it in the UK? I found a photograph of a curved viaduct over a gap in the cliffs spanning a river and a road with buildings situated under the viaduct. The location was Sandsend on the Whitby to Saltburn-by-the-Sea coastal line.



The north harbour: The cement steps to the fishermen's lofts and the base for them have been moulded by hand from mortar with the lofts located into the plastic mortar. The buckets of fish being unloaded have silver foil in them to give the appearance of fish.



I had already decided to make a small pond in this area so I created a stream and constructed a viaduct spanning it and a rocky coast line. Constructions outside have to be rugged so whilst I used a plastic kit for the straight section of the viaduct over the stream the curved part of the viaduct had to be substantial.

I made a curved plywood former and took it to my local metal work shop who folded an aluminium channel around it. The supports were freelance using brass 'I' section curved to an arch with columns made from copper water pipe and brass beam and column inserts. This in my imagination created a steel version of the concrete viaduct at Jing Peng.

The edges of the aluminium channel were covered with Peco plate girder bridge sides, the channel filled with 'rubbercrete' mix, bitumen black paint painted on the 'rubbercrete' and ballast sprinkled on it whilst tacky. The track was then laid by pinning down with steel pins but full ballasting took place this year using SBR adhesive rather than PVA for outside use.

Every few inches a copper-clad sleeper was soldered to the rails and a guide rail soldered to this; whilst laying the track a Peco 36in track guide was used as I needed to keep to that minimum radius. The straight section plastic viaduct over the river had its trackbed sides reinforced with 'I' section beams stuck on with exterior Gripfix. All this was completed in 2007/2008. I intended to have a pier at the bottom of the steep lane leading to Hard To Find Farm but it was not until last year when the Bachmann Scenecraft harbour walls appeared that a plan formulated to produce a small Cornish type harbour as a new cameo for the railway. »

Left: An 'A5' 4-6-2T on a suburban train crosses the viaduct while on the main line an 'A2' 4-6-2 has charge of an express. In the background a 'K1' 2-6-0 leads an inter-regional.

WHAT WE USED – THE BUILDINGS

Quayside walls	Scenecraft	44-568
Quayside walls with steps	Scenecraft	44-569
Quayside corners	Scenecraft	44-570
Fishing net lofts	Scenecraft	44-0039
Fishing boat	Scenecraft	44-557

SPRING WORK SESSION

In March of this year the engineering involving the concrete work commenced. Firstly the water level was lowered so that the existing rock formation and pond bed was exposed allowing the Bachmann harbour walls to be located in mortar and backfilled. The harbour units were tried in different combinations and a split north and south section was settled on using two units in a right angle for the north harbour and two in a straight line for the south. These were then glued together with Araldite and then varnished with an

anti-UV varnish. Experience with resin buildings outdoors is that the colours fade with time under sunlight so the varnish is essential to extend their original finish.

A foundation of mortar using a ratio of 3:1 rendering sand mix was used to set the units in place, making sure that exposed mortar on the sea side was moulded to look like mud. Whilst still wet sharp sand and grit were sprinkled onto it to enhance the appearance. After this work had set the units were backfilled with concrete and topped off with screed to just below the harbour walls. When hardened, Wills plastic paving

was glued on top with exterior Gripfix. Additional rocks were mortared into place and a path between the two harbours was formed. Whilst the mortar was setting plastic brass fence posts were pushed into it. When set brass wire was fed through the posts and soldered into place. The road surface and farmyard were recovered using the 3:1 rendering mix and painted with Green Scene textured paint blending the colours whilst still wet. The paving was painted and weathering powders brushed on before the paint had fully set. The textured paint was used on the path and the fence posts painted.



**The scene at night:
A 'J11' 0-6-0 brings coal
to the locomotive depot
as prototype diesel Falcon
heads an east coast
ullman service.**

LIGHTING THE WAY

The next stage was to break into the lighting circuit to supply 16v DC power for the harbour lighting. Removing some of my weak decorative mortar at the top of the viaduct I broke into the cables running to the farm and inserted a junction box which would be covered up afterwards. The cables were run along the viaduct and down the columns to two tag boards, one for the north harbour and one for the south. These would have resistors for distribution of power to the LED street lights, the light inside the cottages and

the navigation light on the prominent rock at the harbour entrances. The north harbour tag board would be hidden under a pillbox and the south under the cottages: the lights in the cottages were attached by a mini plug to allow removal of the building if necessary. The cables to the navigation light were run through a tube buried in the gravel in the pond and all cables would be covered up with mortar blended into the rocks.

The harbour was always to be at low tide so a small hand crane, from Mike's Models, was added to allow easy

unloading of buckets of fish which were then transported to the new use of the Hard to Find Farm, the smokery. The cameo was finished off with the addition of a Bachmann fishing boat, vehicles, people, seats, fishing nets, barrels and other details. The Bachmann fishing net lofts were positioned by pushing them home into wet mortar to locate them, and old nets were hung up to dry.

No railway is ever finished but the advent of resin buildings has made the possibility of interesting cameo settings on a garden railway a real possibility. [Fleam](#)

STEP BY STEP DEVELOPING THE RAILWAY HARBOUR SCENE



1 Hard To Find Farm, needing an after winter clean-up and some renovation after eight years. The roadway under the viaduct has been scraped away showing the concrete pond base and the roadway base.



2 The north Bachmann harbour wall in position to check appearance, while the south harbour is located in mortar foundations. The boat is being tested for location and the duckweed needs removal.



3 The south harbour located in its mortar foundations.



4 The north harbour wall set in its foundation, with the rocky coast line built up to support the path and the brass fence posts inserted in the plastic mortar.



5 The south harbour wall backfilled, and with sand and grit spread on the beach mortar before it has set.



6 The north harbour wall backfilled and the foreshore treated similarly.

STEP BY STEP DEVELOPING THE RAILWAY HARBOUR SCENE

Intermediate
Beginner **SKILL LEVEL** Advanced



The north harbour with the Wills plastic stone sets glued in place with exterior Gripfix.




The north harbour with the paving painted and weathered.



At the top of the viaduct the lighting circuit has been broken into, a junction box inserted and the cable for the harbour lighting run along the viaduct. The space around the junction box will be filled with gravel and capped over with a weak peat:mortar mix.




The street lamps installed on the north harbour. I drilled holes in the concrete to take the base and glued in using a hot glue gun as I have found that if any technical problem arises in the future this can be carefully dug out. The cables have been routed around the rock paving interface and tacked in place with a hot glue gun - the cables will then be covered with a mortar mix.



The tag board for the northern harbour lights complete with resistors for the LEDs. The cables will be covered with mortar and the board hidden under a pillbox.



The cable for the harbour light runs through a protective tube where it will be below water level. The ends will be covered with mortar.



The tag board for the light inside the south harbour cottages. The inside has been painted black as otherwise the light shines through the resin. The inside light is positioned in line with a window and the exterior wall light, which lights the narrow roadway beside the cottages, has been inserted in the wall.



A new road and yard surface has been applied to the farm, the buildings pushed into the plastic mortar to locate them.



A'D16' 4-4-0 and 'B1' 4-6-0 cross over the viaduct heading for the future shed, the LNER 'Coronation' train and an 'O1' on a freight train are on the main line.

IN BRIEF BUILDING THE VIADUCT



2005 and construction of the final trackbed, bottom pond and bridge to the garden extension is under way. For years this area had been a temporary section on timber.



2007 the final piece in the jigsaw - the formed aluminium viaduct propped in place ready for construction of the supports. The main line and station loops had been operational since 2005.



A rubber, cork and mortar mix is trowelled onto the viaduct trackbed. The columns are in place but unpainted.



A Peco 36in track gauge was used at the end of the viaduct to ensure my minimum radius was adhered to.



2008 Hard To Find Farm with trains running on the main line and on the viaduct - although the engine shed at the end of it has not been started.



The main line, the storage loops and the viaduct are all in use: the engine shed, temporary bridge across the path and station platforms were all in the future when this image was taken.

R4655	Driving Van Trailer No. 82146 (R) Schenker.	\$29.99
R4656	New-Norcor 57k Composite Coach No. 16597T LMS.	\$40.25
R4657	New-Norcor 57k Third Class Coach No. 11693T LMS.	\$40.25
R4659	New-Norcor 57k 3rd Class Coach No. W11700N BP.	\$40.25
R4660	MIA Standard Class Coach 12425 East Coast.	\$28.49
R4666	MIA Standard Class Coach 12430 East Coast.	\$28.49
R4671	Hallroad LMS A Wheel Coach.	\$14.99
R4672	Hallroad SH A Wheel Coach.	\$14.99
R4673	Hallroad GWFJ A Wheel Coach.	\$14.99
R4674	Hallroad I NFH A Wheel Coach.	\$14.99
R4676	BRI M4 InterCity Coach Pack x 3 BR Blue & Grey.	\$49.99
R4677	New-Norcor 57k 3rd Class Coach No. 20724 LMS.	\$40.25
R4678	New-Norcor 57k Third Class Coach 20725 LMS.	\$40.25
R4678	New-Norcor 57k 3rd Class Brake M20770M BP.	\$40.25
R4678A	New-Norcor 57k 3rd Class Brake M20770M BP.	\$40.25
R4679	Collett GWR Bow Ended Corridor 3rd Class 4548 GWR.	\$39.99
R4680	Collett GWR Bow Ended Corridor 3rd Class Brake Right.	\$39.99
R4681	Collett GWR Bow Ended Corridor 3rd Class Brake Left.	\$39.99
R4682	Collett GWR Bow Ended Corridor Composite 6520 GWR.	\$39.99
R4683	Collett GWR Bow Ended Corridor Composite 6519 GWR.	\$39.99
R4684	Collett GWR Bow Ended Corridor 3rd Class 4857 BR.	\$39.99
R4685	Collett GWR Bow Ended Corridor 3rd Class 5091 BR.	\$39.99
R4686	Collett GWR Bow Ended Corridor Brake 3rd 5092 BR.	\$39.99
R4687	Collett GWR Bow Ended Corridor Composite 6630 BR.	\$39.99
R4688	Collett GWR Bow Ended Corridor Composite 6026 BR.	\$39.99
R4698	MMI BGV Parcels Coach No. E18034 BR.	\$28.49
R4700	MM1 Second Open Coach No. M4487 BR Maroon.	\$28.49
R4705	MM1 Corridor 2nd CK Coach No. F24162 BR.	\$28.49
R4706	MM1 Corridor Composite Coach No. F15058 BR.	\$28.49
R4708	MM1 Corridor 2nd Coach No. W24540 BR (WP).	\$28.49
R4709	MM1 Corridor Composite Coach No. W15061 BR WF.	\$28.49
R4710	MM1 Corridor Brake 2nd Coach No. W34290 BR WR.	\$28.49
R4711	MM1 Corridor 2nd CK Coach No. S24316 BR (SR).	\$28.49
R4712	MM1 Corridor Composite Coach No. S15913 BR.	\$28.49
R4713	MM1 Corridor Brake Coach No. S34613 BR (SR).	\$28.49
R4714	MM1 Corridor 2nd Coach No. M24219 BR Maroon.	\$28.49
R4715	MM1 Corridor Composite CK Coach No. H15679 BR.	\$33.50
R4716	MM1 Corridor Brake 2nd BSK Coach M34672 BR.	\$33.99
R4744	Hallroad Corridor Brake 3rd Coach 3563 SR.	\$18.99
A41-006-0001	Class 73s Electro-Diesel No. 73 102.	C119.99
A41-006-0005	Class 73s Electro-Diesel No. 73 102, DCC Sound.	C119.99
A41-006-0001	Class 73s Electro-Diesel No. 73 105.	C119.99
A41-006-0002	Class 73s Electro-Diesel No. 73 124.	C119.99
A41-006-0035	Class 73s Electro-Diesel 73 135, DCC Sound.	C237.99
A41-006-0050	Class 73/1 Electro-Diesel 16039, BR Blue.	C137.99
A41-006-0060	Class 73/1 Electro-Diesel 73 138, Dutch Civil.	C137.99
A41-006-0070	Class 73/2 Electro-Diesel 73 206 "Lisa" GBHF.	C137.99
A41-006-0075	Class 73/2 Electro-Diesel 73 206 "Lisa" GBHF.	C237.99
DAPOL OO COACHES/WAGONS/TRUCKS		
F41-010-001	JNA Falcon Open Wagon NLU2005 Network Rail.	NEW C19.99
F41-010-002	JNA Falcon Open Wagon NLU20023 Network Rail.	NEW C19.99
F41-010-003	JNA Falcon Open Wagon NLU20145 Network Rail.	NEW C19.99
F41-010-004	JNA Falcon Open Wagon NLU20239 Network Rail.	NEW C19.99
F41-016-013	Banana Van No. M42 Tropical Fruit.	NEW C10.00
F41-016-014	Banana Van No. M42 Tropical Fruit, whtwd.	NEW C10.00
F41-028-003	HKA Limestone Bogie Hopper Wagon No. 369042J.	NEW C24.99
F41-028-004	HKA Limestone Bogie Hopper Wagon No. 368004J.	NEW C24.99
F41-031-026	Wheel Milk Tanker CWS, weathered.	NEW C15.00
F41-031-027	Wheel Milk Tanker SR United Dalries.	NEW C14.00
F41-031-028	Wheel Milk Tanker SR United Dalries, whtwd.	NEW C15.00
F41-031-036	Wheel Milk Tanker Co-op Milk Red, whtwd.	NEW C15.00
GRAHAM FARISH TRAIN LOCOMOTIVES		
G70-070	Corrish Hylera Digital Train Set.	C169.99
G70-080	Corrish Hylera Digital Train Set.	C149.99
G70-180	Seaside Excursion Train Set.	C119.99
G70-2014	Silver Anniversary Gift Set (Blue & Jubilee Steel).	C184.99
G70-210(14)	Class 47 Diesel No. 47 164 (BR class with Union Flag).	C289.99
G70-2014S	Jubilee Steam No. 45532 DR Green F-C.	C379.99
G71-015C	Class 08 Diesel Shunter No. 08 672.	C69.99
G71-021A	Class 08 Diesel Shunter No. 03785.	C80.99
G71-023	Class 08 Diesel Shunter No. 08 600 tvr.	C80.99
G71-024	Class 08 Diesel Shunter No. 08 907 DJR Schenker.	C80.99
G71-032	Class 2D Diesel 20063, BR blue indicator discs, whtwd.	C97.99
G71-033	Class 2D Diesel No. 1D 001, weathered.	C97.99
G71-034	Class 2D Diesel No. 1D 001 Red Paint Railfreight.	C105.99
G71-051C	Class 04 Diesel No. D2995 BR.	C72.99

HORNBY OO WAGONS/BOXES/VANS/TRUCKS/CRANES		371-054 Class 04 Diesel Shunter No. D2332	£72.95
--	--	---	--------

16643: Shunters Truck DW 94579 Briley with Marsh branding (s/s)	371-110 Class 31 Diesel 9526 BH Green, sun yellow ends	£100.90
16679: IMS Horse Box 42513 IMS	371-111 Class 31 Diesel 15596 BH Green, small yellow ends	£103.90
16682: Extra Long CCT Van No. 1248 LNER	371-112 Class 31 Diesel 9526 BH Green, sun yellow ends	£100.90
166829: LTR Extra Long CCT Van No. 1247 LNER	371-166 Class 37/4 Diesel No. 37 406 "The Sattine Society" BH	£101.90
16706: DMU Class 101 Extra Long Wagon 3211 (former cab) (s/s)	371-167 Class 37/4 Diesel No. 37 514 "Ironroad Metals"	£103.90
16712: 12' Hump Open Wagon 1 Triple Pack BH Bauxite	371-168 Class 37/4 Diesel 37 506 "British Steel Skinninggrove"	£101.90
16712A: 12' Hump Open Wagon 1 Triple Pack BH Bauxite	371-285 Class 55 Deltic loco No. 19007 "Pinza" BH Green	£101.90
16713: Ventilated Van Triple Pack BH Bauxite	371-286 55 Deltic 19002 "The Kings Own Yorkshire Light Infantry"	£101.90
16713A: Ventilated Van Triple Pack BH Bauxite	371-287 55 Deltic 55 Deltic 55 "Prince of Wales's Own Regiment Yorkshire"	£101.90

HORNBY OO SKALEDALE		371-383A Class 66 Diesel No. 66 101 DB Schenker	£103.9
		371-384 Class 66 No. 66 209 EWS, weathered	£105.9

R6652 Victorian brick & Glass Greenhouse.....	£6.99	371-395 Class 66 No. 66 546 Freightliner.....	£101.99
R6999 Ore Load.....	£1.25	371-396 Class 66 No. 66 731 'InterhubGB' GBRI.....	£99.99
R9639 Great Northern Water Tower.....	£9.99	371-397 Class 66 Diesel No. 66 434 DRS Flain Blue Compass.....	£103.99
R9643 Derelict Thatched Cottage.....	£1.99		

HELJAN OO DIESEL LOCOMOTIVES

1509 Class 15 Bo-Bo No. D8204 BR Green.....	\$101.99	371-455 Class 37 No. 37 251 BR Blue, weathered.....	\$106.99
1510 Class 15 Bo-Bo No. D8208 BR Green.....	\$101.99	371-456 Class 37/0 No. 37 133 BR Civil Engineers Dutch.....	\$101.99
1511 Class 15 Bo-Bo No. D8234 BR Green.....	\$101.99	371-504 Class 101 2 Car DMU BR Green small yellow panels, NEW	\$144.00
		371-559 Class 150 2 Car TMI No. 150 871 Spoiler.....	CBD

1512 Class 15 Bo-Bo No. D8242 BR Green.....	£101.99	371-536 Class 15B 2 Car DMU No. 15B BR Green.....	£269.99
1513 Class 15 Bo-Bo ADH96800 BR Sherwood Green.....	£101.99	371-604 Class 42 Warship Diesel D832 "Onslaught" BR Green.....	£100.99

16021	Class 16 D6404 BH Green Strid stype warning panels	£114.99	161-655	Class 42 Warship Diesel No10 "Cockade" BR, waatered	£106.99
16031	Class 16 D6407 BH Green with full yellow ends	£114.99	161-636	Class 70 Diesel No. 70 003 "Freightliner" Pavehaul	£102.99
16041	Class 16 D6409 BH Green with gloss finish & grey roof	£114.99	161-674	Class 70 Diesel No. 70 004 "Freightliner" Pavehaul	£102.99
16051	Class 16 D6405 BH Green with small yellow panels w/strd	£123.99	161-655	Class 57 Diesel No. 57 312 Network Hall Yellow	£93.99
1716	Class 17 Bc-Ho No. D5523 BH Blue	£101.95	161-700	Class 3501 Desiro 4 Car EMU 350 111 Apollo Silverdale Green	£99.99
1718	Class 17 Bc-Ho No. D5523 BH Blue	£101.95	161-701	Class 3502 Desiro 4 Car EMU 350 239 London Midland	£99.99
1720	Class 17 Bc-Ho No. D5534 BH Green	£101.95	161-702	Class 3501 Desiro 4 Car EMU 350 101 London Midland	£99.99
1720	Class 17 Bc-Ho No. D5534 BH Green	£101.95	161-828	Class 470 Diesel Loco No. 47 096 BH Blue	£103.99
2301	Class 23 Baby Detic No. D5900 BH Green, full yellow ends	£104.99	161-860	Midland Class 47/4 43924 BH BK LK Fowler Tender	£93.99
2310	Class 23 Baby Detic D5907 BH small yellow ends, gloss	£104.99	161-861	Midland Class 47/4 38511 MS Black Johnson Tender	£93.99
2320	Class 23 Baby Detic No. D5900 BH Green frost grilles	£114.99	161-862	Midland Class 47/4 38512 MS Black Johnson Tender	£93.99
2321	Class 23 Baby Detic No. D5900 BH Green frost grilles	£114.99	161-138	Class 5 No. 5190 MS Plain Black	£109.99
2322	Class 23 Baby Detic No. D5905 BH Green	£114.99	161-139	Class 5 No. 45206 BH Lined Black F/E	£118.99
2323	Class 23 Baby Detic No. D5909 BH Green, weathered	£124.99	161-181	Princess Coronation Class "Duchess of Hamilton"	£127.99
2501	Class 05 Diesel Shunter No. D2578 BH Green	£109.99	161-182	Princess Coronation Class "City of Birmingham"	£127.99
2502	Class 05 Diesel Shunter No. D2581 BH Green	£109.99	161-183	Princess Coronation Class "City of Coventry"	£127.99
2503	Class 05 Diesel Shunter Cider Green Industrial	£109.99	161-184	Princess Coronation Class No. 46245 "City of London"	£127.99
2504	Class 05 Diesel Shunter No. D2592 BH Green	£109.99	161-185	Princess Coronation Class "City of Bradford"	£127.99
2521	Class 05 Diesel Shunter No. D2600 BH Green	£109.99	161-363	Class 2 A2 Steam No. 60527 "N.E.M.J. Black" BR	£135.99
2522	Class 05 Diesel Shunter No. D2603 BH Blue	£109.99	161-386	Class A2 No. 60537 "Bachelors' Honour" BR Green	£135.99
2523	Class 05 Diesel Shunter No. D2603 BH Blue	£109.99	161-387	Class A2 Steam No. 60527 "Sun Chant" BR	£135.99
2608	Class 26 Bc-Ho D5339 BH Green small yellow panels	£92.99	161-388	Class A2 Steam No. 60532 "Violet Peter" BR	£135.99
2609	Class 26 Bc-Ho D5341 BH Green small yellow panels	£92.99	161-400	339 No. 1568, LNER Black, Flat Sided Tender	£93.99
2601	Class 26 Bc-Ho D5300 BH Green, semi-gloss finish	£104.99	161-401	339 No. 64960, BH Black, F/E, flat sided tender	£93.99
2601	Class 26 Bc-Ho D5301 BH Green	£104.99	161-402	339 No. 64838, BH Black, LK, stepped tender	£93.99
2602	Class 26 Bc-Ho D5309 BH Green	£104.99	161-403	339 No. 64841 BH Black LK	£93.99
2663	Class 26 Bc-Ho D5317 BH Green, small yellow panels	£104.99	161-481	Julian Class No. 45572 Eire BH Green LK, w/strd.	£118.99
2664	Class 26 Bc-Ho D5302 BH Green	£104.99	161-578	Rebuilt Hoyal Scot Steam 6100 Hoyal Scot LMS	£121.99
2665	Class 26 Bc-Ho D5303 BH Green, weathered finish	£104.99	161-579	Rebuilt Hoyal Scot Steam 6122 Hoyal "Upper Hillerman"	£121.99
2712	Class 27 Diesel D5373 BH Blue with full yellow ends	£101.95	161-625	Watt Class 2MT 2-6-0 No. 46521 BH Green LK	£101.99
2712	Class 27 Diesel D5404 BH Green w/small yellow ends	£101.95	161-626	Watt Class 2MT 2-6-0 No. 46440 BH Black F/E	£101.99
2713	Class 27 Diesel D5370 BH Green w/small yellow ends	£101.95	161-627	Watt Class 2MT 2-6-0 No. 46443 MS Black	£74.99
2723	Class 27 Diesel D5361 BR Green with small yellow panels	£84.95	161-722	BR Standard Class SMT No. 73068 BR Black LK	£87.99
2724	Class 27 Diesel No. D5353 BH Green	£84.95	161-723	BR Standard Class SMT No. 73158 BR Black LK	£87.99
			161-724	BR Standard Class SMT No. 73062 "Cromford" BR F/E	£87.99

2725	Class 27	Diesel	U5349	BR	Green	£101.95
2726	Class 27	Diesel	U5347	BR	Green w/small yellow panels	£101.95

3272	Class 27 Diesel 5363 BR Blue w/ yellow panels.	C101.95	373-5757 46 Tonne gk MEA Open Mineral Wagon EWS, w/tdnr,NEW C130.00
3273	Class 33/2 Diesel 32 208 BR Civil Engineers Dtdr.	C101.95	373-6007 46 Tonne gk HAA Hopper BR Freight Brown,NEW C130.00
3326	Class 33/2 Diesel 6293 BH Blue w/tilf yellow ends.	C101.95	373-6026 46 Tonne gk HAA Hopper Railroadt Coal Sector, w/tdnr,NEW C130.00
3329	Class 33/2 Diesel 32 606 BR Blue w/tilf yellow ends.	C101.95	373-6133 46 Tonne gk GUV Ref.
3330	Class 33/2 Diesel 32 620 BR Blue w/tilf yellow ends.	C101.95	373-6134 BR Mk1 F11 Corridor Maroon.
3332	Class 33/2 Diesel 32 620 Railroadt Distribution.	C101.95	373-165 BR Mk1 F11 Corridor Intercity.
3348	Class 33/1 Diesel 16511 BR Blue w/tilf yellow ends.	C101.95	373-221A BR Mk1 FK Fulmar First Kitchen Car No. 1 233 B BR.
3349	Class 33/1 Diesel 32 119 BH Blue w/tilf yellow ends.	C101.95	373-476A BR Mk1 SLF Sleeping Car 10688 Southlanc Caleonian 153.9
3356	Class 33/1 Diesel 32 102 BH Blue w/tilf yellow ends.	C101.95	373-640 BR Mk1 CCT BR Blue, weathered.
3357	Class 33/1 Diesel 32 116 BH Grey.	C101.95	373-641 BR Mk1 CCT BR Lined Maroon, weathered.
3414	Class 33/0 Diesel 16570 BR Green w/tilf yellow ends.	C101.95	373-642 BR Mk1 CCT BR Green Exposed,NEW C121.95
3415	Class 33/0 Diesel 16571 BR Green w/tilf yellow ends.	C101.95	373-643 BR Mk1 CCT BR Yellow Yellow Hatch Line,NEW C121.95
3416	Class 33/2 Diesel 16551 BR Green w/tilf yellow ends.	C101.95	373-925A BR Mk1 SLSTP Sleeping Second Maroon.
3430	Class 33/0 Diesel 16506 BR Blue w/tilf yellow ends.	C101.95	373-925B BR Mk1 SLF Sleeping First Maroon.
3431	Class 33/0 Diesel 16544 BR Blue w/tilf yellow ends.	C101.95	373-927A BR Mk1 SLSTP Sleeping Second Blue & Grey.
3434	Class 33/0 Diesel 32 033 Railroadt Construction.	C101.95	373-991 Bulleid 3-Coach Set BR (SR) Green.
3435	Class 33/2 Diesel 32 049 BH Blue w/tilf yellow ends.	C101.95	373-992A Pack 20th Containers - China Shipping & K/L Inc.
3436	Class 33/2 Diesel 32 050 BR Blue w/tilf yellow ends.	C101.95	373-992B Pack 20th Containers - China Shipping & K/L Inc.
3519	Class 35 Hymek Diesel 17054 BR Blue.	C156.99	373-361A Pack 40th Containers - K/L & Cosco.
3520	Class 35 Hymek Diesel 17070 BR Blue.	C156.99	373-362A Pack 40th Containers - F/X Nedlloyd & Yang Ming.
3910	Tango O2 Steam No. 3965 LNER w/stepped tender.	C156.99	373-370 45th Container Pack - 1 X Eucon & 1 X ECS.
3911	Tango O2 Steam No. 3995A LNER w/stepped tender.	C156.99	373-371 45th Container Pack - 1 X LFS & 1 X Folyer/marley.
3912	Tango O2 Steam No. 63948 BR L/C w/stepped tender.	C156.99	373-374A 45 Containers ASDA.
3920	Tango O2 Steam No. 63529 BR L/C w/stepped tender.	C156.99	373-391 45 Containers ASDA.
3921	Tango O2 Steam No. 3662 LNER w/flush tender.	C156.99	373-392 45 Containers ASDA.
3922	Tango O2 Steam No. 63983 BR L/C E/F flush tender.	C156.99	373-393 45 Containers ASDA.
3923	Tango O2 Steam No. 63975 BR L/C w/flush tender.	C156.99	373-394 45 Containers ASDA.
3924	Tango O2 Steam No. 63982 BR L/C w/flush tender.	C156.99	373-395 45 Containers ASDA.

CARLOS CROMBIE

201-003-002 WD Loco D10328 "Western Sovereign" BR Green.

201-003-003 WD Cans 52 D10656 "Western Sovereign" BR Green.

£197.99

£197.99

8704 W & M Railbus E79962 BR, large y/panels, weathered.....	£89.99
8801 AC Cars Railbus W79976 BR Green with speed whiskers.....	£104.99

8902	AC Cars	Railbus	W79777	Trail yellow warning panels	1/10/99
8903	AC Cars	Railbus	W79978	Trail Green with speed whiskers	1/10/99
8904	Class 128	M55991	Rail white cab and gangway cover	1/10/99	
8920	Class 128	Diesel	Parcels Unit No. 55991	Rail Blue	1/10/99
8921	Class 128	Diesel	Parcels Unit No. 55991	Light Green	1/10/99
8922	Class 128	Diesel	Parcels Unit W55992	Rail Blue, weathered	1/10/99
8923	Class 128	Diesel	Parcels Unit 55991	Royal Mail letters	1/10/99
8940	Class 128	Diesel	Parcels Unit M55993	Rail Blue	1/10/99
8941	Class 128	Diesel	Parcels Unit 55995	Royal Mail Red	1/10/99
8942	Class 128	Diesel	Parcels M55993	Express Parcels Blue	1/10/99
8990	Class 128	Diesel	Parcels Unit M55987	Light Green	1/10/99
8991	Class 128	Diesel	Parcels Unit M55987	Light Green	1/10/99
8992	Class 128	Diesel	Parcels Unit M55990	Rail Blue	1/10/99
8993	Class 128	Diesel	Parcels Unit M55990	Rail Blue	1/10/99
00-003-005	WD Class S2	W1072	Western Guard	DCC fitted	1/11/99
00-003-006	WD Class S2	W1072	Western Guard	DCC fitted	1/11/99
00-003-007	WD D1000	Western Enterprise	DCC fitted	1/11/99	
00-003-008	WD D1000	Western Enterprise	DCC fitted	1/11/99	
00-003-009	WD D1045	Western Viscount	full yellow ends wthrd 599999	1/11/99	
00-003-009	WD D1045	Western Viscount	DCC fitted	1/11/99	
00-003-010	WD D1062	Western Courier	full yellow ends, wthrd 599999	1/11/99	
00-003-011	WD Class S2	W1072	Western Guard	full yellow ends, wthrd 599999	1/11/99
00-004-000	Class 56	Dieasel No. 56 006	Laudholm	1/13/99	
00-004-001	Class 56	Dieasel No. 56 019	Fife Strips Railflight	1/13/99	
00-004-002	Class 56	Dieasel No. 56 001	Irlandraod Construction	1/13/99	
00-004-003	Class 56	Dieasel No. 56 022	RH Blue	1/13/99	
00-004-004	Class 56	Dieasel No. 56 022	RH Blue	1/13/99	

9002 Metropolitan RoBio Electric Loco No. 1, Warlike Grey.....	£118.99	2D-004-003 Class 56 Diesel No. 56 063 LWS.....	£109.99
		2D-004-006 Class 56 No. 56 070 BR Blue.....	£113.99

DAPOL DOLLOMOTIVES		
40-003-004 Class 52 D1058 'Western Nobleman' BR Blue	20-004-007 Class 56 No. 56 990 BR Large Logo Blue	\$119.99
40-003-006 Class 52 D1065 'Western Conqueror' BR Maroon	20-004-008 Class 56 No. 56, 56, 56, Railroad Construction	\$119.99
40-003-009 Class 52 D1021 'Western Cavalier' BR Blue	20-007-002 Class 66 Diesel 66 504 Freightliner Powerhaul	\$26.95
40-003-010 Class 52 D1010 'Western Campaigner' BR Blue	20-007-003 Class 66 Diesel No. 66 177 Fw with white roof	\$26.95
40-003-011 Class 52 D1002 'Western Explorer' BR Green	20-007-004 Class 66 Diesel No. 66 612 'Ford Raider'	\$29.99
	20-009-000 Class 121 Double Cab GM DMU, W55222 BR	\$109.99

2D-019-004 Class 43 HST Bookset, Intercity Swallow.....	£154.95	2P-000-001 Collett Corridor Composite Coach No. W7016 BA.....	£19.00
2D-020-001 Class 152 EMU No. 152 378 Coastal Express.....	£81.00	2P-000-051 Collett Composite Coach No. 7053 GWR.....	£19.99

[illegible]

ND129B 4-6-2 A3 No. 2750 "Papyrus" LNER Apple Green.....£114.99

ND129C 4-6-2 A3 Class No. 60079 "Barbador" BR Lined GM E/C.....£111.95		377-475Z China Clay 5 Plank Wagon Flat
ND129E A3 Steam No. 60070 "Gladstear" BR Green E/C.....£111.95		Triple Pack, weathered.....£34.99
ND129F A3 Steam No. 60108 "Flying Fox" BR Green L/C.....£111.95		
ND129FD A3 Steam No. 60106 "Flying Fox" as above - DCC Fitted.....£131.95		
ND129G A3 Steam No. 2744 "Grand Parade" NER Green.....£111.95		377-476Z China Clay 5 Plank Wagon Tent
		Triple Pack, weathered.....£34.99

ND129GD A3 Steam "Grand Parade" as above DCC Fitted.....	£131.95
ND129H A3 No. 60094 "Colorado" H3 Lined Green E/F.....	£114.99

Triple Pack, weathered.....£34.99

LIMITED EDITION NARVAL GAUGE

ND129H/A3 NO. 60094	Colorado "B" Green E/E.....	£114.99
ND129H/A3 60094	Colorado "B" Green E/E - DCC Fitted.....	£131.95
ND145F Class 26	26 026 BR Blue-Snowplough/headcode disks.....	£91.99
ND145F Class 26 No. 26 040 BR Blue - DCC Ready.....		£104.99
ND209Z Class 122	Single Car DMU No. 960015 Network Rail.....	£109.99

ND145G) Class 26 No. 26 040 BR Blue • DCC Fitted.....£111.99

1N1451 Class 26 No. US3307, BR Green - headcode disks	£91.99	
1N1453 Class 26 No. US3326, BR Green - headcode disks	£91.99	
1N2024 Class 27 Diesel No. US3356, BR Green	£39.99	
1N2025 Class 27 Diesel No. US3356, BR Green - DCC Fitted	£117.99	
1N2026 Class 27 Diesel No. US3356, BR Green - DCC Fitted	£117.99	
1N2027 Class 27 Diesel No. US3356, BR Green - DCC Fitted	£97.99	
1N2028 Class 27 Diesel No. US3356, BR Green - DCC Fitted	£117.99	

• More! Visit our website for our full range www.kennwoodmodels.co.uk

Postage to the EU is at cost. Rest of World may deduct VAT & add postage.

SHOP HOURS: MON - SAT. 09.30-17.00 SUN. 10.00-16.00
TEL: 01296 379535 FAX: 01296 379536

07203500 Class 27 Diesel No. 27 000 OH Blue - DCC Fitted.....£117.99

KERNOW MODEL RAIL CENTRE DECODER FITTING SERVICE
 We do a decoder fitting service for OO & N Gauge DCC Ready Locomotives £9.99
 If you have other locomotives you are interested in having fitted with a decoder or sound please
 phone or email us for a quote. ESU LokSound Digital Decoders with South West Digital Sounds £94.99

TILT REACTION

Some points on the APT-E from the tilt system's developer

I WAS VERY PLEASED TO see your very positive review of the Rapido model of the APT-E, if only because I was involved in its production as a consultant.

However, Reality Check perpetuates the fiction that the tilting technology was sold to the Italian firm Fiat Ferroviaria which successfully resolved the outstanding issues and it was eventually used in the form of Virgin Trains Pendolinos and Class 221 Voyager fleets.

I'm afraid that's not true.

While it's possible that such technology transfer took place in other areas, in the case of the tilt systems the two trains are not compatible in any way. Pendolinos use a different geometry, different control philosophy and different actuation systems. The history of this is somewhat muddled due to the various commercial changes that took place after BR was privatised.

ASEA was the group that purchased the part of BR which owned the tilt technology, and was then merged with Brown Boveri to form ABB. At some time, this group developed the Swedish X2000 train which has a very similar tilt system to that used on APT-P and in the 'what goes around, comes around' scenario a similar system is used

REALITY CHECK	
FACTS AND FIGURES	
Built:	1972
Builder:	BR Research (Derby)
Power car bodies:	Metro-Cammell
Trailer car bodies:	GEC Accrington
Number built:	1
Withdrawn:	1976
Configuration:	DPC-TC-TC-DPC
Power units:	Eight 300hp Leyland 25/350 gas turbines
Power units (later):	Ten 300hp Leyland gas turbines
Max design speed:	155mph
Traction motors:	GEC 253AV nose suspended
Length (total):	280ft
Numbers:	PC1-PC2 (power cars), TC1-TC2 (trailers)
Test mileage:	23,559 miles
Max test speed:	152mph

Right: With its tilt mechanism engaged, the APT-E poses on the Old Dalby test track during a trial run in the 1970s. SSPL



Below: APT-E races along the 13-mile Old Dalby test track in three-car formation showing its tilt mechanism to good effect. SSPL



on current Virgin 'Super Voyager' trains in the UK supplied by Bombardier, which acquired ABB, by then called ADtranz.

The Pendolinos, including the Virgin Class 390 trains in the UK, on the other hand, are supplied by Alstom, which bought Fiat Ferroviaria which developed the Pendolino concept originally and independently from BR at around the same time in the early-1970s. Alstom purchased the vehicle manufacturing part of BR, rather than the research and development part, as far as I've been able to discover.

Secondly, the APT's purpose wasn't to prove the capability and benefits of tilt operation, it was to travel 50% faster than existing trains over all existing track, something which the HST was, and still is, unable to do as they have to slow down to conventional train speeds around curves. The APT's principal advance in technology was the wheel/rail interaction and its suspension parameters. This was developed by Professor Alan Wickens in the 1960s and 1970s and which were incorporated in the APT-E and almost every other high-speed train world-wide, as BR made the technology freely available.

Kit Spackman, ex-Tilt System Development Engineer APT-E, by e-mail.

Can we see Barrenthorpe's plan?

You have been referring to the Barrenthorpe test track in Staff Projects in recent editions of the magazine, where you have been adding to or altering track layout etc. I am starting to build an 'N' gauge layout and am looking for inspiration.

I have been reading the magazine for a couple of years but have no idea what the Barrenthorpe track plan looks like to be able to reference your new amendments. What edition did the track plan originally appear in and is it still available as a back issue?

John Wharton, by e-mail.

Hi John, such has been the rate of change to the trackplan for Barrenthorpe that we don't currently have an up to date version. We will get one drawn for its next appearance in the Staff Projects section. HM.

Spending more on wires is a good move

The Digital Wiring feature in HM107 prompted me to add the following which has been gleaned from my industrial and long-time railway modelling experiences.

I always use Raychem type 44 aero wire, which isn't cheap but is the best in my view.

For the bus I use 20awg (American Wire Gauge) which will carry 15 amps and for the droppers I use 22awg which will carry 10amps. To keep costs down I buy a 100m reel and then mark the ends of one wire with a wrap of insulation tape or a short length of heatshrink tubing at every connection to identify which wire is which.

For connectors I use screw connectors - the bigger size as these will accommodate quite a few droppers and bus wires: just remember to strip the wires far enough to allow good contact in the connector. I always tin the ends of all wires to stop the

chance of stray cores causing shorts.

My track is insulated at the outlet from every point with four insulated rail joiners and power is supplied by soldering dropper wires to the rail or soldering dropper wires to rail joiners if two lengths of rail are to be joined together. For solder, I use Maplins which has the highest silver content and a liquid electrical flux from a 'pen' type dispenser. This flux is non-corrosive and is easily cleaned and will not cause rust.

On my DCC layouts I wire in a siding insulated from the rest of the layout and power is supplied through a centre-off changeover switch which is connected to the rails, the track bus and the programming outlet on the controller. With the changeover switch at off, locomotives and rolling stock can be added to the layout without any chance of causing a short circuit.

Gordon Walker, Northumberland.

Be careful when wiring to ease fault-finding headaches

I would like to follow up on the DCC wiring article in HM107. From the technical side some of the suggestions such as fitting bridge rectifiers are in order. The practical side is wrong, however.

As a retired electrical engineer, no cable wires are numbered or in any way identified and the use of clamping scotch lock is not a good idea because the point of contact on a blade cutting into the cable the contact can be poor, and there is a danger of cutting through the cable wire. Equally it is not a good idea to solder 'tee' type connections. The reason is that fault finding on a layout becomes a nightmare and invariably you end up crawling under the layout de-soldering connections in order to find a fault.

If you wire your layout correctly the use of panel wiring trunking keeps your cables tidy. So to finish, run separate bus cables. Terminate by way of a multi-terminal block. Crimp cable ends and identify them with numbers or letters and record the numbers. The reason for this is, if you have a fault or a break it's quite simple to identify.

Even in this day and age so many layouts, including show layouts, are a wiring mess, and this is because people want to get on with the



track and scenic work. The wiring is the heart of the system and as much care should be taken, as in the layout itself, and great pride can be

taken in looking at a very neat system that when wired simply and neatly will serve you well.

Richard Sutton, South Nottinghamshire.

'Smoking ban' – the final word

TIME FOR A SMOKING BAN

I've been catching up on my reading, and was about to write about the smoke in your Durston article (HM106) when I noticed in the HM108 issue that I'm not alone in my dislike of the effect.

My argument is that we should see an image of the model as we would if looking at it in the flesh. Additionally, the effect is so unrealistic - where's the steam, not just from the chimney, but from leaking glands, injector overflow and so on?

Dave Oldridge, by email

SMOKE EFFECTS HELP TO REMINISCE

I write in response to the letter from Ian Martin in HM107. Surely we all understand that the smoke is added in but what we do, in modelling steam railways, is to try to create a visually pleasing reminiscence of how things used to be.

The smoke enhances the pictures in your publication in my opinion and I'm sure most readers actually understand that it's not real. Power to you and your team. You put together an excellent and informative publication. Keep it up.

Duncan Ross, Melbourne, Australia

SMOKE DETRACTS FROM THE IMAGES

In model form I think the digital smoke added to pictures detracts greatly and spoils the view of great layouts. If you want smoke, go and look at the real thing - there is lots of it.

Peter Taylor, by e-mail.

Is it time for a 'smoking' ban?

Ian Martin's letter in HM107 prompted a huge mailbag about the use of special effects

to create smoke on some layout features. Here are just some of the responses...



WHILE READING the May 2016 issue I noticed the letter from Ian Martin regarding the addition of pictures with smoke effects. I am a modeller and I am certainly not alone in my dislike of the effect. I have written several letters to your magazine to say how I feel about the effect. I have also written several letters to your magazine to say how I feel about the effect. I have also written several letters to your magazine to say how I feel about the effect.

Thank you for an excellent publication and for the opportunity to express my views. I am a modeller and I am certainly not alone in my dislike of the effect. I have written several letters to your magazine to say how I feel about the effect. I have also written several letters to your magazine to say how I feel about the effect.

I have just finished a new model of the May 2016 issue - excellent as usual. I have added a new model of the May 2016 issue - excellent as usual. I have added a new model of the May 2016 issue - excellent as usual.

I have just finished a new model of the May 2016 issue - excellent as usual. I have added a new model of the May 2016 issue - excellent as usual. I have added a new model of the May 2016 issue - excellent as usual.

HM KICKSTARTS MODELLING INTEREST

I read the 'airbrushed smoke' debate with interest. My only contribution would be that for someone thinking of taking up the hobby then let's make it as exciting and accessible as we can, the smoke definitely adds to the atmosphere.

Keep going - your pure love of the hobby shines through, the magazine is fresh and contemporary.

Marcus Waite, by e-mail.

THE VERDICT

Thank you to everyone who has written to us on the subject of smoke effects being used in

Hornby Magazine's photographs. We've had a superb response both for and against the use of these effects. We have listened to all the opinions and considered our approach for the future. Our decision is that we will eradicate 'black' smoke effects from photographs, but retain subtle 'steam' effects in the right circumstances. This doesn't mean steam on every image of a locomotive - far from it - but the use of it in places where it enhances the appearance or spectacle of the model railway scene we are featuring. We want to continue inspiring and attracting modellers of all generations and we hope you all continue to enjoy what we bring together every month.

Mike Wild, Editor, Hornby Magazine.

Everard JUNCTION

Network SouthEast

30th 
ANNIVERSARY

*Five million views and 26,000 subscribers make Everard Junction one of the most followed British model railway projects on YouTube. **RICHARD WARREN** reveals the story behind this Network SouthEast loft layout for its debut in print.*

PHOTOGRAPHY, MIKE WILD



Network SouthEast
operated Class 50

50028 *Tiger* roars through
Everard Junction with a
uniform rake of NSE liveried
Mk 2s as an HST set draws to
a halt at the station.



STATISTICS

Owner:	Richard Warren
Scale:	'OO'
Length:	14ft (scenic)
Width:	12ft (scenic)
Track:	Peco and Hornby code 100
Control:	DCC, Lenz 100
Period:	BR Western Region, late 1980s



Classes 56, 50, 37 and 47 stand face to face in Everard Junction's stabling point.



EVERARD JUNCTION IS A 'OO' gauge Digital Command Control (DCC) layout set during the colourful sectorisation period of British Rail during the late 1980s. It is a fictitious location but represents the Great Western Main Line between Reading and Bristol.

The layout lives in the attic and is constructed from four baseboards. The first is 6½ft long and contains a small depot and raised town scene. The second is 10ft long and contains a four-platform station and stabling point. The third is 14ft long and features sweeping countryside and a raised suburb area while the final board is 7ft long and is a coach/traction storage yard.

THE BEGINNING

I started building the layout in 2009 when I was 17. Everard Junction was my second layout and replaced my first which had stalled in progress around 2007. At that time I'd lost my thirst for railway modelling and took a break. Over time I became more interested through reading various magazines and discovering videos of various different layouts on YouTube. I watched many videos and was taken by one particular layout which featured a helix system, multiple levels and DCC.

In 2009 I took the plunge and started building Everard Junction. I chose to model the late-1980s as I remember seeing the liveries on various routes out of London when I was growing up in the 1990s. By electing the late-1980s it allowed me to run an immense variety of traction and liveries. This caused issues with researching the layout era as I personally wasn't around to photograph and remember what BR was running. Again, YouTube was highly useful and there are thousands of videos of the era which show what the railway was like then.

Funds for the layout were tight at the start. I was still at school doing my A levels and was saving up for my first car. I recycled as much timber, track and scenery from my old layout as possible and only bought items when absolutely necessary. After a few months of slow but steady progress I had completed the basic U shape for the »

lower deck and was beginning the first helix. Each helix occupies a 4ft square and raises the track by 7in. I could fit three tracks on the helix and these became the basis for the track on the layout. A double-track main line would run around the back of the layout and a bi-directional branch would run alongside before splitting off in the countryside part of the layout.

YOUTUBE

Shortly after I finished the baseboards in 2010 and got all three loops running, I decided to film some of the trains. I was pleased with the results and thought of the inspiration I had gained through YouTube. I'd gained so much from the videos people had posted of their layouts and the prototype that I thought it would only be fair to post my experiences and efforts for other people to watch and perhaps even get inspired with. I hoped for a few hundred views over time and one or two comments.

Within months I was making regular videos about the layout's progress, showing 'how to' videos on various aspects from scenery to electrics and

general running of trains. The views and comments from people kept on climbing and climbing. This in turn pushed me to learn new skills and try new things.

Since I started my YouTube channel in 2010 it has grown to have over 26,000 subscribers, more than 5 million total views and there are 171 videos. I'm staggered and had no idea that railway modelling was so popular. I was the only child at school who had a serious interest in trains and I just assumed I was a bit different so kept it quiet. It's refreshing to see that the hobby is alive and well. I get comments and encouragement from all kinds of people at different ages who are either starting out in the hobby or have been experienced modellers for years.

TRACK

The track is mostly Peco with Hornby on each helix. I'd managed to recycle quite a bit of Peco code 100 track from the previous layout so this became the standard for Everard Junction. The points are Peco streamline live frog types and although they are more complex to wire up they look

more prototypical and work very well.

I'm slowly working my way around the layout motorising the points. I've used a mix of SEEP and Peco solenoid motors and find both to be reliable once you get the knack for installing them. With SEEP motors alignment is crucial otherwise the built-in polarity switch causes problems. With Peco you have more margin for error but the polarity switch adds a fair bit of resistance to the mechanism which requires the use of a Capacitor Discharge Unit to overcome.

All the track has been weathered and it remains one of the best visual improvements I've ever tried on a layout. The track is all ballasted with Woodland Scenics medium grey blend. This combines two basic greys to create a nice varied effect.


SCENERY

Scenery on the layout has evolved considerably since I started it. Many parts have been changed or reworked as my skills in the hobby have improved. Most of the buildings on the layout are of the readymade type from the likes of Hornby Skaledale and Bachmann Scenecraft. Some structures »



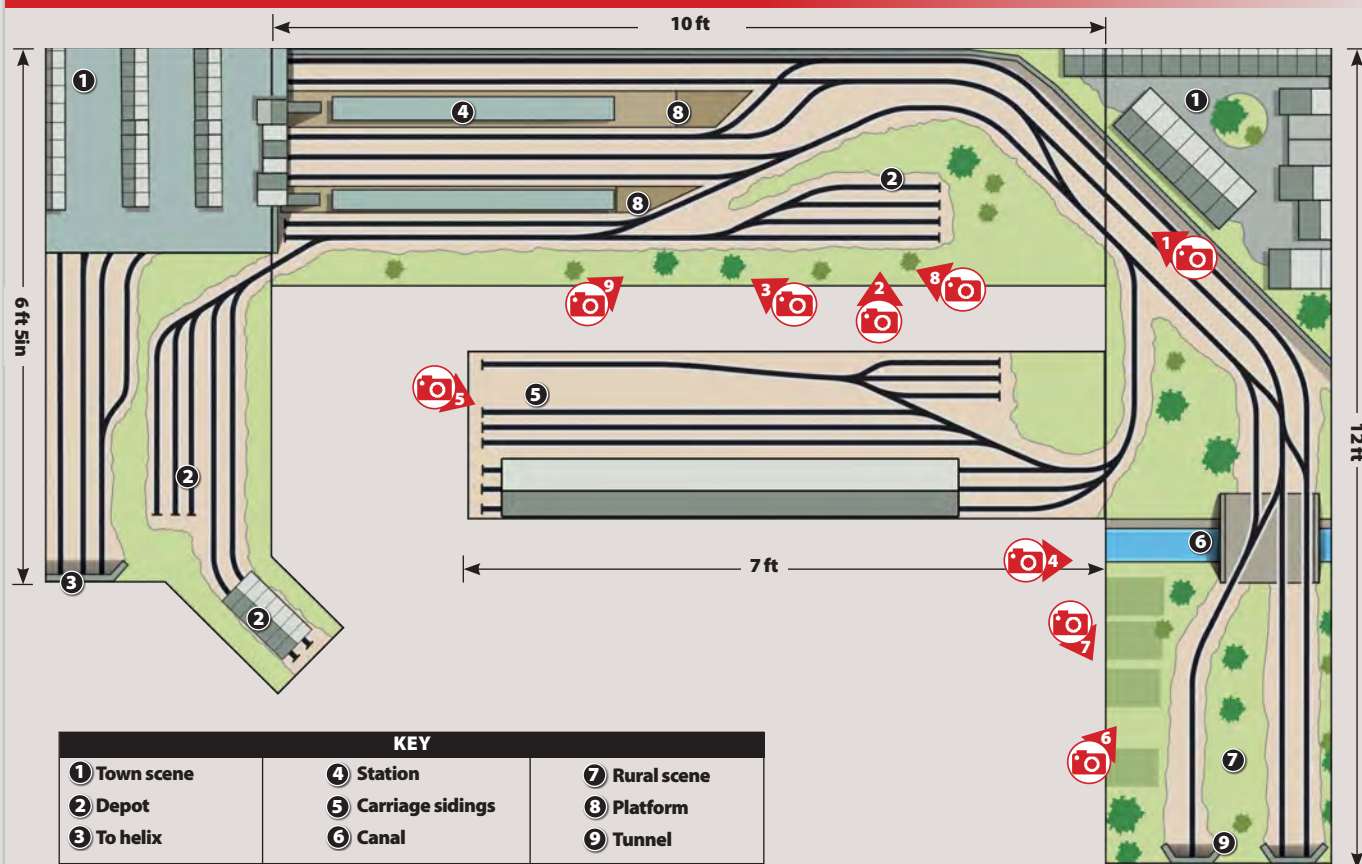
A Class 47/4 draws out of the station as a brand new Class 60 passes behind on the through line. The station is fully Network SouthEast branded.



 The murky waters of the canal have become a dumping ground as Class 58 58041 Ratcliffe Power Station passes above on a domestic coal train formed of HEA hoppers.



EVERARD JUNCTION TRACK DIAGRAM (Not to scale)



have been scratchbuilt such as the station and large coach shed. I like using solid materials such as plasticard and brass when it comes to building structures. For me they give a better overall effect on the building.

The natural scenery on the layout is constructed using mostly Woodland Scenics materials. Much of the landscape has been constructed using traditional methods such as plaster bandage laid over cardboard and newspaper formers. I have a particular fondness for Woodland Scenics products and love the way all the different products can be blended together to create different effects. I've also used quite a lot of static grass on the layout. Again I've used Woodland Scenics but I blend this with longer Silflor/Mininatur static grass to get a more varied effect.

ROLLING STOCK

Traction and rolling stock on the layout is comprised of ready-to-run items that have been detailed, weathered and in a number of cases repainted. Almost all of my Network SouthEast stock I repainted as the early light blue livery was only available on a select few locomotives. Repainting at first seemed a very daunting task. The only way to do it well was to use an airbrush - which I had no experience with.

I conducted some research and bought an Iwata airbrush and basic compressor and set to repainting some locomotives and stock. Once I'd got the hang of it the possibilities were endless. Suddenly any livery on any stock was possible and I didn't rely on



hoping for the manufacturer to announce it for release. After a few successful repaints of classes 20, 37 and 50 I acquired 12 blue and grey Bachmann Mk 2s. I repainted all but one into NSE over a period of weeks.

I use Phoenix Precision and Railmatch paints for most of my repainting and weathering projects. On occasion I mix my own colours if I'm going for a specific effect such as faded blue on a Class 08.

Currently the layout runs exclusively diesel traction as per the Great Western Main Line at the time. Passenger rakes are High Speed Trains or hauled by Class 47s and 50s, with an occasional Class 33. Freight is a mix of classes 37, 47, 56 and 60 with the odd Class 31 or 33. I also have a number of Diesel Multiple Units such as classes 101, 108 and 150. I'm currently looking forward to the upcoming Class 117 and 121 being developed by Bachmann as these were so typical of the Western Region during the 1980s. »



FO5 The new carriage sidings play host to Class 101 and 108 DMUs while a Class 128 takes on fuel. In the background an HST passes on the main lines.

FO6 A Heljan Class 128 DPU ambles along the branch circuit as a Class 47/0 leads a long steel train on the main line.





SIGNALS

Signalling on the layout is still very much a work in progress. I currently use a mix of Berko and Traintronics signal heads with Traintronics gantries. The signals are automatically controlled using some small circuit boards of my own design. They work by sensing a passing train and then going through the various aspects on a time delay basis. Making the boards was a fun little side project. Each signal has its own sensor and circuit board which cost about £1 or so in raw components.

IMPROVEMENTS

The layout has gone through a number of changes during its construction. The first was to extend the countryside board by an additional 4ft. During this process I added a 12-road storage yard on the lower deck as storage of locomotives and stock was



becoming a serious problem. With the top boards reattached I started all the scenery again using my previous experience as a guide to improve my work. This was the first major part of the layout to be mostly complete. It's also an area I'm particularly proud of. It's great to sit and watch the trains roll through the countryside.

The next change was to remove an experimental motorway scene from this area and replace it with a more rural canal scene. This was a particular challenge as again it was something I'd never tried. I achieved the water using Woodland Scenics realistic water in layers with various painted effects to create a realistic murky looking canal. This will later be extended further to tie in with the next change I make to the layout.

The latest change I made was to add an extra 7ft board in the middle of the layout to create a carriage storage yard. I'd

Left: Class 50 50034 Furious passes the allotments where the owner of a Ford Cortina has got stuck in the mud.

Right: BR large logo blue liveried Class 56 56047 idles in the stabling sidings as a Class 37/5 leads a ballast working through the centre road.

Below: The stabling sidings are busy with locomotives as an Intercity Executive liveried HST set arrives.



wanted a large storage yard for some time and also wanted to keep the coaches I'd worked so hard on in view when not in use rather than hiding them in the hidden storage yard beneath the scenic section. This area is still a work in progress. Most recently I've built a large shed to house the coaches. This is scratchbuilt from brass section from Albion Alloys and then clad with various plasticard pieces. I've still got lots to do on the shed before it's finished.

LESSONS LEARNED

I've learnt a great deal whilst building Everard Junction and there are many things I will take with me to better any future layout. The main problem is with the baseboards. I built them from softwood batons and MDF sheets which tend to warp. I've made many adjustments to the boards to keep them from warping, but it is a continuous battle. In future I will use plywood and much more supportive frames. Something else I would change is the track for something finer like code 75. While I'm very happy with the track appearance code 75 would have looked just that bit better so I will certainly use it on a future project.

FUTURE

The future for the layout is to continue building and developing it as well as making YouTube videos about it. Another layout will most likely follow Everard Junction but in order to do that I'll need a place of my own. So Everard Junction will certainly be my only layout for a good while yet and I look forward to continuing to develop it and learn new skills. I'm very proud of what I've managed to achieve.

You can find me on YouTube by searching for Everard Junction. From there you can see exactly how I've created many of the scenes you see here on these pages. [View on YouTube](#)

FREE GIFT

When you take out a 2-year
or Direct Debit subscription

HORNBY
magazine



**3 EASY WAYS
TO ORDER**



ONLINE

Go to our website at...
www.hornbymagazine.com



PHONE

UK 01780 480404
OVERSEAS +44 1780 480404

FAX UK 01780 757812

OVERSEAS +44 1780 757812



POST

COMPLETE THE FORM AND POST TO:
HORNBY MAGAZINE,
KEY PUBLISHING LTD,
PO BOX 300, STAMFORD,
LINCS, PE9 1NA,
UNITED KINGDOM

Choose from...

HORNBY MAGAZINE YEARBOOK 8

In this hardback yearbook, we guide you through the process of building a model railway showing how this layout - West Riding Power - has been developed using Bachmann's new set of Scenecraft buildings as the basis. Features include landscaping, weathering, detailing, how to install digital sound and much more including historical features and step by step guides.

Hornby Magazine Editor Mike Wild.



RRP £17.99
128 pages, Hardback

RAILWAY SPECIALS BUNDLE

This collection of three of our best-selling railway special magazines is essential reading for any model railway enthusiast. Included are: Hornby Magazine Design Manual, Hornby Magazine Weathering Guide Vol. 2 and BR Steam Western Region!



BUNDLE RRP £19.97

AMERICAN READERS

Readers in the USA may place orders by:
Telephone: Toll-free 800-428-3003 Fax: 757-428-6253
or by writing to: **Hornby Magazine, 3330 Pacific Ave, Ste 500, Virginia Beach, VA 23451-9828**
Alternatively, order online at
www.imsnews.com/hornbymag
quoting/entering code HM0716

SAVE EVEN MORE

When you pay by easy Direct Debit – just £9.50 quarterly or £37.50 annually
PLUS FREE GIFT

☒ **YES**, I would like to subscribe to Hornby Magazine

PAYER'S DETAILS

Title _____ First name _____ Surname _____
Address _____
Postcode _____ Country _____
Email address _____

Please complete to receive news updates and offers from us by email.

Please send gift card ☐

DELIVERY DETAILS (IF DIFFERENT)

Title _____ First name _____ Surname _____
Address _____
Postcode _____ Country _____
Email address _____

SPECIAL OFFER (PLEASE TICK)

GIFT CHOICE: ☐ HORNBY YEARBOOK 8 ☐ RAILWAY SPECIALS BUNDLE

	12 FOR THE PRICE OF 10	BEST OFFER 24 FOR THE PRICE OF 19
UK	12 issues <input type="checkbox"/> £42.00	24 issues <input type="checkbox"/> £79.49
Europe	12 issues <input type="checkbox"/> £50.00	24 issues <input type="checkbox"/> £89.99
USA	12 issues <input type="checkbox"/> \$69.99	24 issues <input type="checkbox"/> \$132.99
Rest of the World	12 issues <input type="checkbox"/> £52.00	24 issues <input type="checkbox"/> £94.49

PAYMENT DETAILS

I enclose a cheque for £/\$ made payable to Key Publishing Ltd

Please debit my Mastercard ☐ Visa ☐ for £/\$

Expiry date _____ Security Code (3 digit code on reverse of card) _____

MMYY _____

OFFER CLOSE DATE: 31 JULY 2016 PLEASE QUOTE: HM0716

Signature Today's date

INSTRUCTION TO YOUR BANK OR BUILDING SOCIETY TO PAY BY DIRECT DEBIT

Please tick: ☐ UK Direct Debit ☐ Quarterly £9.50 ☐ Annually £37.50



Instruction to your bank or building society to pay by Direct Debit



Please fill in the form and send to:
Key Publishing Ltd, PO Box 300, Stamford, Lincolnshire, PE9 1NA, UK
Name and full postal address of your bank or building society

To: The Manager _____ Bank/building society _____
Address _____
Postcode _____

Name(s) of account holder(s) _____
Branch sort code _____
Bank/building society account number _____

Service user number
6 5 8 9 6 0

Reference _____

Instruction to your bank or building society
Please pay Key Publishing Ltd. Company Direct Debits from the account detailed in this instruction subject to the safeguards assured by the Direct Debit Guarantee. I understand that this instruction may remain with Key Publishing Ltd. and, if so, details will be passed electronically to my bank/building society.

Signature(s) _____
Date _____

Banks and building societies may not accept Direct Debit Instructions for some types of account.

Direct Debit UK only. If paying by Direct Debit please send in form.

Payments are accepted by Direct Debit, cheque, Postal Order, Credit Card and US Dollar check. Payments by credit or debit card will be shown on your statement as Key Publishing Ltd. Key Publishing will hold your details to process and fulfil your subscription order. Occasionally we may wish to contact you to notify you of special offers on products or events. If you do not wish to receive this information please tick here ☐ or mention when calling. Gift subject to change. Any alternative gift will be of equal or higher value. Please note: Free gift is only available on Direct Debit with a minimum 2 year subscription. Should you cancel your subscription earlier than an invoice will be raised for the full price of the gift.



MODEL RAILWAYS DIRECT

www.modelrailwaysdirect.co.uk

Model Railways Direct Ltd

Retail Unit 2,
Phoenix Way
Portishead,
Bristol, BS20 7GP

Tel 01275 774 224

sales@modelrailwaysdirect.co.uk

Opening Hours

10am - 5pm
Tuesday to Saturday
Closed Bank Holidays



ANY SCALE



WOODLAND SCENICS®
The World Leader in Model Scenery



Fine Ballast £3.83 £4.50

WB70 Fine Ballast Iron Ore
WB71 Fine Ballast Dark Brown
WB72 Fine Ballast Brown
WB73 Fine Ballast Buff
WB74 Fine Ballast Light Grey
WB75 Fine Ballast Grey
WB76 Fine Ballast Cinders



Medium Ballast £3.83 £4.50

WB77 Medium Ballast Iron Ore
WB78 Medium Ballast Dark Brown
WB79 Medium Ballast Brown
WB80 Medium Ballast Buff
WB81 Medium Ballast Light Grey
WB82 Medium Ballast Grey
WB83 Medium Ballast Cinders
WB94 Medium Ballast Grey Blend £7.02



Coarse Ballast £3.83 £4.50

WB84 Coarse Ballast Iron Ore
WB85 Coarse Ballast Dark Brown
WB86 Coarse Ballast Brown
WB87 Coarse Ballast Buff
WB88 Coarse Ballast Light Grey
WB89 Coarse Ballast Grey
WB90 Coarse Ballast Cinders



Earth Colours Undercoat £7.02 £8.25

WC1228 Liquid Pigment Undercoat Green
WC1229 Liquid Pigment Undercoat Earth



Earth Colours £5.53 £6.50

WC1216 Liquid Pigment White
WC1217 Liquid Pigment Concrete
WC1218 Liquid Pigment Stone Grey
WC1219 Liquid Pigment Slate Grey
WC1220 Liquid Pigment Black
WC1221 Liquid Pigment Raw Umber
WC1222 Liquid Pigment Burnt Umber
WC1223 Liquid Pigment Yellow Ochre



Coal £3.62 £4.25

WB92 Coal Mine Run
WB93 Coal Lump



Fine Turf £2.93 £3.40

WT41 Fine Turf Soil
WT42 Fine Turf Earth
WT43 Fine Turf Yellow Grass
WT44 Fine Turf Burnt Grass
WT45 Fine Turf Green Grass
WT46 Fine Turf Weeds




Coarse Turf £2.93 £3.40

WT60 Coarse Turf Earth
WT61 Coarse Turf Yellow Grass
WT62 Coarse Turf Burnt Grass
WT63 Coarse Turf Light Green
WT64 Coarse Turf Medium Green
WT65 Coarse Turf Dark Green




Blended Turf £5.63 £6.50

WT49 Blended Turf Green Blend
WT50 Blended Turf Earth Blend



Underbrush £4.28 £4.95

WFC134 Underbrush Olive Green
WFC135 Underbrush Light Green
WFC136 Underbrush Medium Green
WFC137 Underbrush Dark Green
WFC138 Underbrush Forest Green
WFC139 Underbrush Forest Blend



Bushes £4.28 £4.95

WFC144 Bushes Olive Green
WFC145 Bushes Light Green
WFC146 Bushes Medium Green
WFC147 Bushes Dark Green
WFC148 Bushes Forest Green
WFC149 Bushes Forest Blend



Clump Foliage £5.63 £6.50

WFC682 Clump Foliage Light Green
WFC683 Clump Foliage Medium Green
WFC684 Clump Foliage Dark Green



Foliage £4.28 £4.95

WF51 Foliage Light Green
WF52 Foliage Medium Green
WF53 Foliage Dark Green
WF54 Foliage Conifer Green
WF55 Foliage Early Fall Mix
WF56 Foliage Late Fall Mix



Foliage Clusters £7.65 £9.00

WFC57 Foliage Clusters Light Green
WFC58 Foliage Clusters Medium Green
WFC59 Foliage Clusters Dark Green



Fine Leaf Foliage £13.05 £15.25

WF1130 Fine Leaf Foliage Dark Green
WF1131 Fine Leaf Foliage Medium Green
WF1132 Fine Leaf Foliage Light Green
WF1133 Fine Leaf Foliage Olive Green
WF1134 Fine Leaf Foliage Dead Foliage
WF1135 Fine Leaf Foliage Fall Mix



Tree Armatures £11.91 £14.00

WTR1120 Deciduous Trees 3/4" to 2"
WTR1121 Deciduous Trees 2" to 3"
WTR1122 Deciduous Trees 3" to 5"
WTR1123 Deciduous Trees 5" to 7"
WTR1124 Pine Trees 2.5" to 4"
WTR1125 Pine Trees 4" to 6"



Realistic Tree Kits £11.05 £13.00

WTR1111 Deciduous 3/4" to 3" Med Green
WTR1112 Deciduous 3" to 7" Med Green
WTR1113 Pine 2 1/2" to 6" Forest Green




Earth Colour Kit £13.95 £16.25

WC1215 Earth Colour Kit



Water

WC1206 E-Z Water £11.01 £12.95
WC1211 Realistic Water £17.85 £21.00
WC1212 Water Effects £12.54 £14.75



Lichen £8.29 £9.75

WL161 Lichen Spring Green
WL162 Lichen Light Green
WL163 Lichen Medium Green
WL164 Lichen Dark Green
WL165 Lichen Autumn Mix
WL166 Lichen Natural



Field Grass £3.62 £4.25

WFG171 Field Grass Natural Straw
WFG172 Field Grass Harvest Gold
WFG173 Field Grass Light Green
WFG174 Field Grass Medium Green



Flowering Foliage £2.98 £3.50

WF176 Flowering Foliage Yellow
WF177 Flowering Foliage Purple



Adhesives & Accessories

WS190 Scenic Glue £6.38 £7.50
WS191 Scenic Cement £6.89 £8.10
WS192 Scenic Sprayer £3.62 £4.25
WS194 Canister Shaker £3.62 £4.25
WS195 Hob-e-Tac Adhesive £4.81 £5.65



WC1203 Plaster Cloth £8.29 £9.75

EXPORTS
VAT
FREE

FOR DELIVERIES OUTSIDE THE EU
WE WILL AUTOMATICALLY DEDUCT
VAT (20%) AND CALCULATE POSTAGE
CHARGES AT CHECKOUT.

Prices valid for 28 days from magazine publication date and are valid for pre-orders made on or before this date, all items are subject to availability. All items are in stock or on order at time of producing advertisement, payment (except PayPal) will not be taken until items are dispatched. We regret that we are not able to accept cheques. Prices shown include VAT at 20%. Errors excepted.



UK POSTAGE £3.99 FAST, SECURE DELIVERY

Next Day delivery £7.95. Highlands, Islands are subject to a surcharge for large items and parcels over 1.8kg. Some oversize items may have to be shipped by courier. Postage charges are per shipment.

*Free UK Delivery excludes some areas including NI, Highlands & Islands



LIVE
STOCK
INFO



MODEL RAILWAYS DIRECT

www.modelrailwaysdirect.co.uk

Model Railways Direct Ltd

Retail Unit 2,
Phoenix Way
Portishead,
Bristol, BS20 7GP

Tel 01275 774 224

sales@modelrailwaysdirect.co.uk

Opening Hours

10am - 5pm
Tuesday to Saturday
Closed Bank Holidays



OO GAUGE



Track & Accessories



Straight Track

R600	Standard Straight	£1.40	£1.20
R601	Double Straight	£2.20	£1.87
R603	Long Straight	£3.25	£2.77
R610	Short Straight	£1.15	98
R618	Isolating Track	£8.10	£6.89
R620	Re-railer & Uncoupler	£5.15	£4.38



Power

R602	Power Connecting Clip	£1.99	£1.70
R8242	Digital Connecting Kit	£2.99	£2.55
R8201	Track Link Wire Pack	£5.99	£5.10
R8206	Power Track	£5.99	£5.10
R8241	Digital Power Track	£5.99	£5.10



Curved Track

R604	1st Radius Curve	£1.95	£1.66
R605	1st Radius Double Curve	£2.45	£2.09
R606	2nd Radius Curve	£1.65	£1.41
R607	2nd Radius Double Curve	£2.30	£1.96
R643	2nd Radius Half Curve	£1.45	£1.24
R608	3rd Radius Curve	£1.99	£1.70
R609	3rd Radius Double Curve	£2.65	£2.26
R8261	4th Radius Curve	£2.30	£1.87
R8262	4th Radius Double Curve	£3.10	£2.64
R628	Curve for use with Y Point	£2.15	£1.83



Track Accessories

R207	Track Pins	£3.00	£2.55
R617	Uncoupling Ramp	£3.10	£2.64
R8087	Track Rubber	£2.45	£2.09
R8244	Uncoupler Unit	£3.15	£2.68
R910	Fishplates (12)	£2.49	£2.12
R920	Insulated Fishplates (12)	£1.55	£1.32



Points & Crossings

R8072	Left Hand Point	£9.60	£8.16
R8073	Right Hand Point	£9.60	£8.16
R8074	Left Hand Curved Point	£14.85	£12.63
R8075	Right Hand Curved Point	£14.85	£12.63
R8076	Y Point	£10.65	£9.06
R8077	Left Hand Express Point	£14.85	£12.63
R8078	Right Hand Express Point	£14.85	£12.63
R614	Left Hand Diamond Crossing	£10.99	£9.35
R615	Right Hand Diamond Crossing	£10.99	£9.35




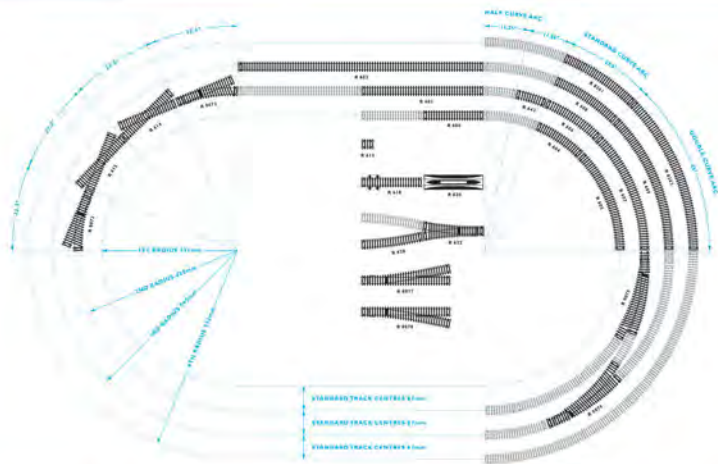
Bridges & Viaducts

R180	3 Arch Viaduct	£21.99	£17.60
R189	Brick Bridge	£9.99	£8.00
R499	River Bridge	£18.99	£15.20
R657	Girder Bridge	£16.99	£13.60
R8008	Grand Suspension Bridge	£52.99	£42.40



Flexible Track

R621	Flexible Track	£3.20	£2.72
R8090	Semi-Flexible Track	£3.85	£3.28



Level Crossings

R636	Double Level Crossing	£23.75	£20.19
R645	Single Level Crossing	£14.65	£12.46
R8259	Automatic Level Crossing	£16.99	£14.45



Underlay

R626	Point Underlay Sheets (4)	£4.99	£4.25
R638	Underlay Roll (5m)	£12.45	£10.59



Hornby R8223
Track Extension Pack C
£20.40 £23.99
You Save 15%



Accessories

R083	Buffer Stop	£1.99	£1.70
R394	Hydraulic Buffer Stop	£6.25	£5.32
R537	Trackside Fence	£8.50	£7.23
R574	Trackside Accessories	£15.45	£14.93



Hornby R8217
Hornby TrakMat
Does not include track, train or accessories
£12.75 £14.99
You Save 15%



Hornby R8224
Track Extension Pack D
£31.45 £36.99
You Save 15%



Signals

R169	Home Junction Signal	£12.99	£10.40
R170	Distant Junction Signal	£12.99	£10.40
R171	Home Single Signal	£9.99	£8.00
R172	Distant Single Signal	£9.99	£8.00
R406	Colour Light Signal	£24.99	£20.00



Hornby R8221
Track Extension Pack A
£12.75 £14.99
You Save 15%



Hornby R8225
Track Extension Pack E
£17.00 £19.99
You Save 15%



Turntable

R070	Electrically Operated Turntable	£74.99	£63.75
------	---------------------------------	--------	--------



Hornby R8222
Track Extension Pack B
£21.25 £24.99
You Save 15%



Hornby R8226
Track Extension Pack F
£21.25 £24.99
You Save 15%

EXPORTS
VAT
FREE

FOR DELIVERIES OUTSIDE THE EU
WE WILL AUTOMATICALLY DEDUCT
VAT (20%) AND CALCULATE POSTAGE
CHARGES AT CHECKOUT.

Prices valid for 28 days from magazine publication date and are valid for pre-orders made on or before this date. All items are subject to availability. All items are in stock or on order at time of producing advertisement, payment (except PayPal) will not be taken until items are dispatched. We regret that we are not able to accept cheques. Prices shown include VAT at 20%. Errors excepted.



UK POSTAGE £3.99
(Flexible Track £7.95)

FAST, SECURE DELIVERY

Next Day delivery £7.95. Highlands, Islands are subject to a surcharge for large items and parcels over 1.8kg. Some oversize items may have to be shipped by courier. Postage charges are per shipment.



LIVE
STOCK
INFO



HORNBY'S CLASS 71

**EXCLUSIVE
FIRST
REVIEW**

The Southern Region's third-rail system called for a unique type of locomotive for hauling express passenger trains where multiple units weren't suited. Now Hornby has immortalised these historic locomotives in 'OO', **MIKE WILD** takes a closer look.

DEBUTS





THE DETAILS

Manufacturer:	www.hornby.com
Cat No:	R3373
Description:	Class 71 E5001, BR green as preserved
Cat No:	R3374
Description:	Class 71 71012, BR blue
Cat No:	R3376
Description:	Class 71 E5022, BR green
Scale:	'OO'
Price:	£154.99
Era:	5-7
DCC:	DCC ready, 8-pin socket
Couplings:	Small tension locks in NEM pockets

THE CLASS 71 BO-BO third-rail and overhead electric locomotive is a model I doubt many would have believed

would be reproduced as a ready-to-run model until Hornby made its announcement in November 2014. The announcement followed laser scanning of the sole surviving National Collection owned example, E5001, at Barrow Hill in Chesterfield. Just 18 months later our desk has been graced with the arrival of three samples showcasing what Hornby has to offer on this high fidelity production.

However, this isn't the only Class 71 in the offing. DJ Models is also developing a 'crowd funded' version of the same class, but we will have to wait and see what that has to offer.

Hornby's model is being released

in June as E5001 in as preserved BR green with small yellow warning panels and bodyside lining (Cat No. R3373), E5022 in BR green with bodyside lining (R3376) and as 71012 in BR blue with full yellow ends (R3374). These represent just three of the 24-strong class, all of which were built at Doncaster between 1958 and 1960. You can read the full story of the Class 71 fleet in Reality Check on pages 66-69.

THE MODEL

The Southern Region has a strong following in the *Hornby Magazine* office and it was an exciting day when these samples landed in the office. The third-rail network has been increasingly catered for in recent years with Hornby alone producing the 'Brighton Belle' five-car EMU, the 2-BIL and 2-HAL two-car Electric Multiple Units

(EMUs) and the four-car 4-VEP.

The Class 71 is rather different as it was one of the very few electric locomotive designs built specifically for the Southern's third-rail network. It was provided with a pantograph for working in yards where a power supply was provided by overhead catenary (although that practice was short lived) and Hornby has modelled all of these features. The overhead pantograph even works!

Straight from the box there is no mistaking what this model is. Hornby has done a wonderful job of modelling the complex lower cab front shape with its subtle angles with the correct, almost spade-like, shape below the windows. With the large central step, fine windscreen wipers and neatly moulded light clusters the front is superbly finished and it even includes separately fitted lower steps above the sprung metal buffers.

The windscreens are perfectly shaped and at the centre is the route number blind which can have a choice of digits applied from the sheet supplied with the model. Around the cab and either side of the doors are separate handrails.

Body detail is excellent too with the differing style of the two sides being fully catered for. On one side you will find clean metalwork with simple panel lines and a large central window (the internal equipment is represented by a grey moulding inside) while on the other is the complex arrangement of grilles which allowed air in to keep the electrical equipment cool.

On top the pantograph is beautifully created with etched metal heads painted white in the centres and superb conduit detail around the base too. The roof also includes whistles – the '71s' were never fitted with air >>



horns – and lifting hooks moulded onto each of the roof panels.

The bogies are a distinctive feature of the '71' with their chunky design and spoked wheels. Hornby has done sterling work of reproducing these features with a number of separate fittings and impressively fine and detailed injection moulding. Shoes are picked out in white and E5001 even has its 89403 numbers on the leading sandbox of each bogie.

The standard of decoration on all three of our samples was first rate, just as we would expect from Hornby. All displayed accurate body colours, crisp edges between colours and superb lining and lettering.

PERFORMANCE

Hornby has followed its tried and tested method with the chassis design for the '71'. A heavy die-cast chassis block fills the interior space with the Printed Circuit Board

(PCB) cut away to make space for the interior detail moulding which is connected to the body.

On the track the combination of a twin flywheel five-pole motor, all wheel drive and its 490g adhesive weight makes this Bo-Bo a powerful locomotive. During our tests we loaded these samples to 12 coaches – a load which they all coped with admirably – and they also proved capable of handling an eight coach Pullman train. If you are modelling the 'Golden Arrow' you will have no problem with haulage capacity.

The chassis also features directional lights and for the first time Hornby has fitted a switch underneath to allow the tail lights to be turned off as they would be when the locomotive is at the head of a train. A second switch alongside in the battery box base switches current collection from the rails to an overhead supply for those wishing to use this facility.


An 8-pin DCC decoder socket is

provided on the PCB offset towards one end. Removal of the body to access this is straightforward and simply requires the bodysides to be unclipped from the chassis. No screws and no messing about – this is how it should be. Space inside the body for a decoder is

limited and even using the smallest decoders we have available here – a Gaugemaster 6-pin decoder with an 8-pin harness – it was a tight fit to reattach the body.

Hornby has also made provision for a speaker for those intending on adding digital sound, but, rather

The finely detailed pantograph is operational too.



Twin brass flywheels

Sprung metal buffers

Detailed cab interior





With the separately supplied bufferbeam panels fitted in place of the tension lock coupling Hornby's Class 71s really look the business.

like the decoder, careful speaker selection and wire routing will be needed as the enclosure in the battery box is only capable of hosting a small sugar cube speaker.

Nevertheless, with a decoder fitted the performance of the

'71' under digital control is refined and allows the lighting to remain constant at all times.

OVERALL

The new Class 71 from Hornby is near faultless and the only

thing which could conceivably be improved is a larger space for a decoder to make installation of a digital chip that bit easier.

That aside this is a stunning new release which speaks volumes of the progress that Hornby has

made in model development and selection. The '71' promises to be a real head turner on Southern Region layouts and we have no doubt that this will be a fantastically popular new release. It certainly deserves to be. (MW)



BR blue sits well on 71012.

THE SOUTHERN REGION Class 71

*Although the Modernisation Plan of the 1950s called for standardised diesel and electric classes, exceptions were made where special requirements existed, such as on the Southern Region. One of these was the Class 71 electric which had unique features enabling it to work in goods yards as well as on the main line, as **EVAN GREEN-HUGHES** describes.*



In the late 1960s BR blue with full yellow ends was applied to the Class 71 fleet. On September 30 1972 a Class 71 passes through Malden with the 'Golden Arrow' – the train now formed of BR Mk 1 stock in place of the prestigious Pullman cars. [Colour Rail](#).



THE ELECTRIFICATION of the railways south of the Thames began in 1900 with a short length of track running between Westminster and Tooting and within a few years had spread to much of the suburban system around the capital. Following the grouping of 1923 the new Southern Railway adopted a third-rail system at a voltage of 660v DC and from then on pursued an aggressive electrification programme designed primarily to win back passengers lost to other forms of transport, such as electric trams.

As London's suburbs expanded the electric railway expanded with them and soon there were hundreds of miles of track crowded with packed Electric Multiple Units (EMUs) taking commuters in and out of the capital.

Of course the electrified railway did not only handle suburban passenger traffic but also was used by goods,



parcels and express passenger trains with these remaining in the charge of steam locomotives until the 1950s when thoughts turned to how best to replace them.

By this time the British Railways Southern Region, as it had now become, already had three electric locomotives which dated back to 1941 but these were 99ton monsters which were thought to be too cumbersome and electrically obsolescent to be worthy of further development. What was needed was a lighter and more up-to-date design that could be used on the heaviest of trains working to tight schedules.

KENT COAST SCHEME

The 1959 extension of the third-rail to the Kent coast from Gillingham to Ramsgate was the catalyst for the design work on a new class to commence. Even though most of the trains on the upgraded route would be worked by multiple units two services would still use conventional coaching stock,

these being the 'Golden Arrow' and 'Night Ferry', both of which included sleeping cars.

The route also generated goods traffic that would also have to be upgraded from steam haulage. To work this traffic it was calculated that a 2,500hp machine would be required and as it was desired that haulage capacity should be maximised an all-up weight of around 77tons was planned. So the locomotives could be worked into yards and sidings, where third-rail was thought to be unacceptably dangerous, a pantograph was to be provided so that current could be picked up from tramway-style overhead wiring that would be specially installed.

Design and construction of the new locomotives was allocated to Doncaster Works but inspiration was drawn from the continent where much development had been carried out on progressive design, particularly in the field of body construction. There the principle of mounting a body on a heavy underframe was giving way to the

With full 'Golden Arrow' regalia on the cab front, Class 71 E5015 waits to leave London Victoria with the famous train in September 1962. [Lewis Coles/Rail Archive Stephenson.](#)

FACTS AND FIGURES

Numbers:	E5001-E5024
Built:	1958-1960
Builder:	BR Doncaster Works
Withdrawn:	1967-1977
Total built:	24
Converted to Class 74:	10
Wheel arrangement:	Bo-Bo
Wheel diameter:	4ft 0in
Weight:	77tons
Electrical system:	750v DC
Traction motors:	Four, English Electric 532
Power:	2,552hp
Tractive effort:	43,800lbs
Heating:	Electric
Brakes:	Air and vacuum
Maximum speed:	90mph

use of bodywork that was itself part of the locomotive structure, a feature that gave considerable weight saving. Adopting such principles saved around 22tons compared with a conventional design and importantly enabled two four-wheel bogies to be used rather than the six-wheel type that had been necessary in the earlier electric locomotives. The bogies owed much to continental practice and featured spring-mounted traction motors that were designed to reduce the force exerted on the track while tractive effort was taken to the axles via a Swiss-designed flexible drive system.

Despite the influence of Europe on the locomotives, which were later to become known as the Class 71, one useful feature which was retained from the earlier British designs was the booster set. This was a piece of equipment that stored energy by using a flywheel and enabled the locomotive to travel for short distances where there were gaps in the third-rail. This prevented it becoming stuck should there be an unnaturally large gap at any point in its journey.

FIRST OF THE LINE

The first locomotive, E5000, was completed in December 1958 and was allocated to 73A Stewart's Lane which was to become home to the whole class. From the outset the design proved very successful and the ease with which it could work a train on the stiff climb out of Victoria station was the talk of the drivers' messroom.

The others followed with the final example E5023 arriving in November 1960. Reliability was said to be excellent. Unfortunately the excellence of the design

then was slightly overtaken by events as it was found that when the locomotives were most intensively used during the night it was often necessary to turn off the electricity so maintenance work could be carried out. In these cases diesels had to be brought in which caused great inconvenience. In addition the idea of providing tramway-style wiring in yards was soon found to be impractical on cost grounds, meaning that the '71s' could no longer work into many of the yards that they had been designed for.

Within five years of the construction of the Class 71s further extension of the third-rail to Southampton and Bournemouth caused the management of the Southern Region to closely examine locomotive requirements. Further engines would be required and for this longer route even more power would be needed enabling trains to run at a maximum speed of 90mph. For this work a new design which was to become the Class 73 was constructed and incorporated into this was a small diesel engine that gave the locomotive the ability to work into non-electrified yards and sidings and also to pull its train across sections of track where the power had been switched off.

The work that could be allocated to the older Class 71s was becoming very limited and soon ten were placed into store while a decision was made as to what to do with them. Those that remained were largely employed on newspaper trains from London Victoria to Dover and Ramsgate but spent much of their time idle.

REBUILDING

It was therefore hardly surprising that an investigation took place as to the

practicality of converting the Class 71s to incorporate a diesel engine, following the pattern established by the Class 73s. The out-of-service examples were taken to Crewe works and E5015/E5024/E5019 became the first to be converted to an improved specification as Class 74 and outshopped in December 1973.

Converted engines were fitted with a Paxman six-cylinder engine of 650hp which was wired into the old booster unit. At the same time some unused features, such as the pantograph, were removed to save weight. Seven other conversions were undertaken and all were completed by the following February, with donor locomotives taken at random from Class 71s. Converted locomotives were renumbered, which was the second time for some of them. These included pioneer E5000 which had become E5024 in December 1962 and then became E6014 on conversion and finally 74004 under BR's TOPS numbering scheme.

The remaining Class 71s remained on Victoria to Dover and Ramsgate duties while the converted Class 74s were deployed on Weymouth trains from Waterloo, from which work they were soon ousted by new EMUs. A short spell on freight followed. By the late 1970s the straight-electric 71s were dramatically under-employed and in 1977 the decision was taken to withdraw the whole class, so the remaining 14 were stood down despite all being in working order, their duties then passing to Class 33 diesels and Class 73 electro-diesels.

Concurrently the first of the conversions, 74006 (E6106), was out of service after suffering a fire and there were maintenance issues with the electronics on the control



With a mixed goods behind, plain green liveried E5021 passes through Ashford on September 21 1966. *Colour Rail.*



E5012 stands at Dover Marine with the 'Golden Arrow' on April 1 1963. *Colour Rail.*

E5015 crosses the points at Shortlands in 1960 with the 'Golden Arrow'. The locomotive was specially prepared for this Pullman working by Stewart's Lane depot. *Colour Rail.*



CLASS 71 NUMBERING			
AS BUILT	1967	CONVERTED TO CLASS 74	TOPS NO.
E5000	E5024	E6104	74004
E5001	E5001	n/a	71001
E5002	E5002	n/a	71002
E5003	n/a	E6107	74007
E5004	E5004	n/a	71004
E5005	n/a	E6108	74008
E5006	n/a	E6103	74003
E5007	E5007	n/a	71007
E5008	E5008	n/a	71008
E5009	E5009	n/a	71009
E5010	E5010	n/a	71010
E5011	E5011	n/a	71011
E5012	E5012	n/a	71012
E5013	E5013	n/a	71013
E5014	E5014	n/a	71014
E5015	E5015	E6101	74001
E5016	E5016	E6102	74002
E5017	E5017	E6109	74009
E5018	E5003	n/a	71003
E5019	n/a	E6105	74005
E5020	E5005	n/a	71005
E5021	n/a	E6110	74010
E5022	E5006	n/a	71006
E5023	n/a	E6106	74006

system fitted to the rest. A further decline in locomotive work on the Southern resulted in the remainder of the 74s being taken out of service by the end of the year.

SAVED FOR THE NATION

Although diesel and electric preservation was not as popular in the late-1970s as it is now one of the original unmodified Class 71s was set aside for the National Railway Museum and was taken to York in December that year.

Class 71 E5012 runs through Folkestone Warren with a fitted freight in June 1969. Railphotoprints.co.uk.



E5001 (71001) was restored to its original green livery and appeared on the main line working specials and visiting open days and other events during the 1980s and 1990s. The locomotive spent many years on display at York and also at Locomotion in Shildon but has recently been on loan to the Barrow Hill Roundhouse project where its condition has deteriorated. Happily it is soon to be given a fresh coat of paint restoring its external appearance to original condition in BR green livery.

As for the Class 74s, 74014 - one of the modified locomotives, was taken to Derby for potential use with the Research Department but instead was quietly cut up two years later, rather

than making it into preservation. None of the diesel-electric 74s survive.

The Class 71 attracted a cult following despite only being active in main line service for 20 years. They were certainly powerful locomotives that were equal to the task that had been set for them but as with many traction units of the 1950s were designed for duties that either ceased to exist or changed so much that the original concept was no longer viable. However many of their advanced engineering features were to appear in subsequent designs and with the retention of one for preservation we can at least continue to admire the advances that this class brought to the railways of the south of England. [Hbm](#)



Stratford 'Brit'



HORNBY'S sublime 'Britannia' 4-6-2 has made a welcome return to shops with the arrival of 70034 *Thomas Hardy* in BR lined green with early crests. Built in 1952 at Crewe and

delivered to Longsight depot, the 'Pacific' soon moved to the Great Eastern Section with reallocation to Stratford, as modelled by Hornby's new release. It late spent time at Norwich Thorpe, March, Willesden, Crewe North, Newton

Heath and Carlisle Kingmoor before withdrawal in May 1967.

70034 is delivered in pristine BR lined green livery. It features sprung buffers, fine plastic smoke deflectors, a factory fitted dummy screw coupling on the front

buffer beam, single chimney, smoke side whistle and a superbly proportioned boiler and firebox. Fine pipework around the cab front is further complemented by a fully detailed cab interior. The tender with this example is

Maroon makeover for Stanier 57fts



THE DETAILS

Manufacturer:	www.hornby.com
Cat No:	R3444
Description:	BR 'Britannia' 4-6-2 70034 <i>Thomas Hardy</i> , BR lined green
Scale:	'OO'
Price:	£159.99
Era:	4
DCC:	DCC ready, 8-pin socket
Couplings:	Small tension locks in NEM pockets



a BR1 4,250gallon tender with a low profile water filler dome.

On the track it performed smoothly and quietly throughout the speed range, as we expected, and comfortably handled an eight coach train of Hornby

Mk 1s. An 8-pin DCC decoder socket is provided in the tender which is permanently connected to the locomotive with a screw fitted drawbar.

Hornby's model of 70034 certainly does this class justice. (MW)

HORNBY has released a new batch of Stanier 57ft non-corridor carriages and as well as a new set of LMS lined maroon vehicles is a quartet of BR maroon versions too.

This new set of BR liveried vehicles differs from the first batch which were released in early BR crimson. The maroon livery is neatly applied with black handrails at the guard's compartments and straw coloured lettering.

The body tooling and presentation matches the high standards of the first batch with crisp body mouldings complemented by turned metal wheels, sprung metal buffers and small tension locks in NEM pockets

For those looking to model a post-1956 suburban or branch train on the Midland Region these are a great choice and further add to the variety of readily available steam era coaching stock. (MW)

THE DETAILS

Manufacturer:	www.hornby.com
Cat No:	R4689
Description:	Stanier non-corridor Composite M16574M, BR maroon
Cat No:	R4690
Description:	Stanier non-corridor Second, M11912M, BR maroon
Cat No:	R4691
Description:	Stanier non-corridor Brake Second, M20787M, BR maroon
Cat No:	R4691A
Description:	Stanier non-corridor Brake Second, M20788M, BR maroon
Scale:	'OO'
Price:	£39.99
Era:	5
Couplings:	Small tension locks in NEM pockets

Hatton's launches custom point motor

Hatton's Model Railways has launched a brand new solenoid point motor which has been produced exclusively for the retailer by DCC Concepts. The motor has been designed for above and below baseboard mounting and comes as a complete kit ready to install. It is available as a single item or in six-packs.

A highlight of this motor for us was the inclusion of a pre-wired harness to connect it to either a Digital Command Control accessory decoder or control panel. The wire ends are even pre-tinned and colour coded with green for the common feed and red and black for the two solenoid positive feeds.

Installation is simple and straightforward with five screws being supplied (four and a spare) together with an extension bar to allow it to be mounted beneath a baseboard. The flexibility of the motor is impressive too, as a crank allows it to be connected to points above the baseboard or other items such as signals.

On test we connected the



sample to a DCC Concepts ADS-fx series accessory decoder with which it performed perfectly well offering reliable turnout control and without the dramatic 'thud' of some other solenoids.

With its pre-wired harness, built in mounting plate and flexibility for above and below baseboard mounting this new solenoid motor is refreshing the long standard technology of solenoid point control. Excellent and available now. (MW)

THE DETAILS

Supplier:	www.ehattons.com
Cat No:	HAT-PM-01
Description:	Above/below baseboard solenoid point motor
Scale:	Any
Price:	£6.50
DCC:	DCC compatible through a separate accessory decoder

Busch shrubbery branches out



These new packs of shrubbery are amongst the latest additions to the Busch range of scenic accessories. Each contains four bushes comprising a plastic armature base covered with foam foliage material.

Our samples featured Spring bushes with a selection of colours while the summer pack contained two light green and two dark green bushes. These are ready to plant and enhance garden scenes. (MC)

THE DETAILS

Supplier:	www.goldenvalleyhobbies.com
Cat No:	6064
Description:	Spring bushes
Cat No:	6065
Description:	Summer bushes
Price:	£10.50
Scale:	'HO'
Era:	Any

Departmental 'Whistler' lands from Bachmann

THE DETAILS

Manufacturer:	www.bachmann.co.uk
Cat No:	32-482
Description:	Class 40 97407 Aureol, BR blue (weathered)
Price:	£154.95
Era:	8
DCC:	DCC ready, 21-pin socket
Couplings:	Small tension locks in NEM pockets



THE LATEST ADDITION to the Bachmann 'OO' gauge range is this departmental Class 40, 97407 *Aureol*, in weathered BR blue.

Withdrawn from traffic in February 1985 as 40012 *Aureol*, the prototype was subsequently reinstated to traffic and renumbered 97407 in May that year for use in conjunction with remodelling work at Crewe. During this time, it was used on engineering and

ballast workings. The locomotive is now preserved with the Class 40 Preservation Society at the Midland Railway - Butterley.

Bearing the hallmarks of previous releases (HM81), this latest issue portrays the disc-headcode variant with sprung buffers, etched roof fan grille, separately applied handrails, grab handles and windscreen wipers. Further down, bogie buffer beams are fully appointed with factory-fitted pipework and

jumper cables as well as sockets neatly picked out in orange.

Application of the BR blue paint scheme is good, although the overall factory applied weathered finish is a touch heavy in places. That applied to the underframe and bogies, however, is effective. BR double arrows, overhead warning flashes and numbers are crisply printed while *Aureol* nameplates are also neatly applied.

Performance of our sample was

excellent. It has a 21-pin Digital Command Control decoder socket and has directional lighting with four illuminated headcode positions. Cab and tail light on/off switches are situated beneath the fuel tanks.

A separate pack containing a pair of etched frost grilles together with a set of open and closed headcode discs is also included.


A welcome return for the 'Whistler' and sure to prove popular in this guise. (MC)

Oxford delivers More Morris MMs

Oxford Diecast's 1:76 scale split windscreen Morris Minor MM appears in Thames blue for this latest issue. Finished as NJO 976, the two-door model features black and silver number plates, silvered radiator and low-set headlights either side. (MC)

THE DETAILS

Manufacturer:	www.oxforddiecast.com
Cat No:	76MMS005
Description:	Morris MM Series Lowlight, Thames blue
Price:	£4.45
Era:	4/5



Bachmann's Mk 2a offers a barrier for HST coaches



Bachmann's 'OO' gauge BR Mk 2a Corridor Brake First (BFK) gains a departmental livery for its latest twin-pack release as High Speed Train (HST) barrier vehicles ADB975665 and ADB975666.

Close inspection reveals a number of prototypical decoration differences between the vehicles such as the arrangement of HST barrier vehicle lettering, silvered window detail and Guard door branding on ADB975665, compared with ADB975666. Both vehicles also correctly feature yellow vestibule end doors, grey roofs and different styles of First Class window stickers.

This twin-pack is ideal for populating a depot scene. (MC)

THE DETAILS

Manufacturer:	www.bachmann.co.uk
Cat No:	39-002
Description:	BR Mk 2a BFK HST barrier vehicles twin-pack, BR blue
Price:	£89.95
Era:	7
Couplings:	Small tension locks in NEM pockets

Oxford delivers KOMATSU EXCAVATOR

Debuting the new 1:76 scale Oxford Construction range is this Komatsu PC340LC hydraulic crawler excavator, as used on construction sites throughout the world.

Oxford Diecast's new tooling features a die-cast metal swivelling engine counterweight and two-piece excavator boom. Arm and bucket cylinders are fully poseable to allow the boom to be set in any position you choose, while the bucket can also be posed.

Application of the bright colour scheme is excellent, featuring a gloss yellow paint finish with grey underframe and bucket.

Not only does this model look good, its flexibility to be set



THE DETAILS

Manufacturer:	www.oxforddiecast.com
Cat No:	76KOM001
Description:	Komatsu PC340LC, yellow
Price:	£19.95
Era:	9

in numerous poses allows additional models to be used and placed in different orientations – perfect for creating plausible construction scenes on a layout – and it's to 1:76 scale too! (MC)

Midland Red for Oxford PD2

The bold bright red colour scheme of Midland Red is the latest to adorn Oxford Diecast's 1:76 scale Leyland Titan PD2/12.

Finished as JBC 989, the model represents a vehicle operated by Midland Red from the late-1950s until the late-1960s. Die-cast construction gives it a substantial weight while clear flush-glazing and detailed upper and lower passenger saloons complete the picture.

Application of the allover Midland Red gloss paint finish is exemplary and features crisp lettering on each side,



THE DETAILS

Manufacturer:	www.oxforddiecast.com
Cat No:	76PD2002
Description:	Leyland Titan PD2/12, Midland Red
Price:	£18.95
Era:	5/6

fleet numbers, destination blinds, number plates and period advertisements. Destination blinds are set for route 625 to Loughborough via Mountsorrel.

Oxford Diecast's bus and coach fleet continues to improve with each release, as this standout model demonstrates. (MC)

RECOMMENDED READING

Seventies Spotting Days Around the LONDON MIDLAND REGION

Author: Kevin Derrick


Publisher: Amberley Publishing

Website: www.amberley-books.com

ISBN: 978-1-4456-6073-8

Price: £14.99

Spec: 95 pages, softback



NEW from Amberley Publishing, this photographic volume focuses on the 1970s and features a large selection of British Rail traction of the period.

Previously available in hardback from Strathwood Publishing, this smaller softback publication contains a wealth of reference material including classes 04, 08, 20, 24, 25, 27, 31, 33, 40, 44, 45 and 47 diesel locomotives, Class 76, 81-86 electric locomotives and a selection of multiple units including a brief glimpse of the future with the Advanced Passenger Train - Experimental (APT-E) and InterCity 125 High Speed Train power cars.

Photographic reproduction is good, while captions are, on the whole, informative and also contain references to popular culture at the time.

It's a nostalgic guide to operations on the London Midland Region during the 1970s which also serves as a particularly useful reference for modellers wishing to study the general effects of grime and weathering on locomotives during this time. (MC)

'O' Gauge Warship

sails into the shops

Diesel-hydraulics have always been popular – but is Heljan's latest model fit to set sail? **MARK CHIVERS** finds out.



Left and above: The new 'O' gauge 'Warship' is a visual feast of detail.

B RITISH RAILWAYS (BR) introduced its new Type 4 'Warship' B-B diesel-hydraulics from the late-1950s, initially replacing

steam traction on Western Region (WR) express passenger services to the West of England.

Although based on a German design, agreement was obtained to build a series of these distinctive hydraulics in the UK. D800-D832 and D866-D870 were built at BR's Swindon Works and later classified Class 42, while a separate batch – D833-D865 – was built by North British Locomotive Company (NBL) and designated Class 43, with most being named after Royal Navy ships.

Featuring twin Maybach MD650 engines and Mekydro transmissions, at 79tons the Class 42s were lighter and more powerful than many conventional diesel-electric locomotives, which proved a distinct advantage when faced with challenging gradients. Maximum speed was 90mph, although reports of them running in excess of this were not uncommon.

THE MODEL


Heljan's latest addition to its growing 'O' gauge roster of diesel-hydraulics certainly lives up to expectations with the 'Warship' following on from the 'Hymek' and 'Western'. Five standard models have been released as D827 *Kelly* in BR green with yellow warning panels (Cat No.

4201), D815 *Druid* in BR maroon with full yellow ends (4203), D866 *Zebra* in BR blue with twin double arrows (4204), 829 *Maggie* in BR blue with single double arrows (4205) and our review sample, D869 *Zest* in BR maroon with yellow warning panels (4202). In addition, Tower Models of Blackpool (www.tower-models.com) has commissioned six limited edition variants without names or numbers in the same choice of liveries, together with a plain green version.

Straight from its sturdy box, you are presented with an outstanding model, its distinctive curves and shape capturing the look of the prototype well, especially around the cab. Separately applied lamp irons, fine windscreen wipers, metal grab handles and handrails feature on the rounded cab noses at each end. The upper central lamp iron is supplied separately in a pack of parts to prevent it getting damaged in the box during delivery together with cab steps and a series of spare bufferbeam parts.

Flush four-character route indicator boxes carry 1N36 and 1A26 train reporting numbers while illuminated head and tail lights are also fitted. A big plus with this model are the flush-glazed cab windows complemented by silvered beading which offer a view into the fully detailed interior with its moulded brake and control handles, dials, switches, rear >>





Above: In profile Heljan's new model reflects the curves and styling of the real locomotives superbly. BR maroon with small yellow panels is arguably the best livery carried by the class.

THE DETAILS

Manufacturer:	<i>www.heljan.dk</i>
Cat No:	4202
Description:	D869 Zest, BR maroon with yellow warning panels
Scale:	'O'
Price:	£699
Era:	5
DCC:	Suitable for conversion
Couplings:	Working screw couplings

Below: The 'Warship' is now available in 'N', 'OO' and 'O' gauge as a ready-to-run product following the arrival of Heljan's new model.



bulkhead pipework and handbrake wheel, all neatly represented. Finely moulded seats are also fitted and just crying out for inclusion of a driver and secondman!

Beneath the cabs, a full complement of buffer beam pipes, jumper cables and sockets is fitted together with sprung plastic buffers, sprung metal coupling hook, working screw coupling and lower valance which features all the curves you'd expect.

Moving along the sides, the seemingly restrictive cab doors are neatly represented as are

the cab handrails, rainstrips and characteristic engine room grilles. Cab door kickplates are also represented together with a cab step fitted beneath each door, the latter perhaps a touch chunky in comparison to those fitted on the prototype. The engine room interior hasn't been modelled, which would have made this model even better, instead the flush-glazed windows feature a covering inside to obscure

the view of the mechanism within.

Elsewhere, fine panel lines and the angular transition from bodyside to underframe are well executed while the underframe hatches also look the part and feature appropriate catches and hinge detail too. Roof detail is a work of art, with its distinctive flat peak and curved cantrail transition

together with finely moulded exhaust apertures, etched fan grilles, walkways and a multitude of separately fitted open roof vents and exquisite roof panel lifting eyes.


D869 featured a rich BR maroon satin paint finish with small yellow panels, arguably the finest livery carried by the class, which

Detailed cab interior includes lighting.

Five pole motor with brass flywheel for high performance.

Cab interior detail is stunning with a driver's desk which looks ready for action. The cab bulkhead is fully detailed too and features interior lighting.

is further complemented by a central grey roof band. Masking between colours is very good and small details such as window surrounds are neatly picked out in silver or black while crisply printed locomotive numbers and Western Region red dot route restrictions feature beneath each cabside window. Factory-printed nameplates, Swindon builder's plates and British Railways crests are also neatly applied.



Central circuit board controls the motors and lighting.

Bogies are superbly detailed - cab steps are supplied separately for fitting after purchase.

Drive shafts transfer power to the bogie mounted gearboxes.

Heavy die-cast chassis gives the 'Warship' impressive traction.

PERFORMANCE

Not only does it look exceptional, this model runs well too. Straight from the box we loaded our review sample to seven BR Mk 1 coaches on *Hornby Magazine's* new 'O' gauge office test track (see Staff Projects on pages 104-109) which it handled with ease, negotiating second radius curves without issue. The model's impressive weight aids tractive effort while the horizontally mounted twin motors and cardan shaft drive provided silky smooth and quiet running at all speeds. A separate drive system rotates both roof fans when the model is under power.

Cab interior lighting is provided on either side of the rear bulkhead, which helps highlight the moulded detail, while the four-character route indicator boxes together with head and tail lights illuminate correctly according to the direction of travel.

Like its predecessors, Heljan's 'O' gauge 'Warship' is Digital Command Control (DCC) compatible and requires a suitable DCC decoder to be hardwired to the circuitry. To access the chassis, there are four screws either side of the underframe tanks which release the body - but be careful of the wired connections to the roof fans and lights when lifting the body. We tested the 'Warship' with a DCC Concepts Zen Buddha four-function large scale decoder with which it performed superbly.

For DCC sound installations, the manufacturer has also designed the underframe tanks to accommodate a 40mm round speaker and a suitable vent has been moulded underneath to allow sound to escape.

Running characteristics are assisted by a delightful set of black, silver rimmed turned metal wheels



fitted to the impressive 'Warship' open bogie design, which has been captured well with stand-out spring detail, speedometer drive and in-line brake shoes.

OVERALL

Heljan's Class 42 'Warship' is another outstanding 'O' gauge example

from the Danish manufacturer and, like the prototype, is powerful and attractive, capturing the characterful appearance perfectly. With five fully-finished standard models to choose from, plus six limited edition models from Tower Models, we are spoilt for choice and these incredible models are sure to prove popular. (MC)

When I'm '64'

Western Region modellers are in for a treat with the arrival of Bachmann's new Graham Farish 'N' gauge Collett '64XX' 0-6-0PT. **MIKE WILD** takes a closer look.



YOU CAN BE FORGIVEN for thinking that a 'Pannier' tank is just, well, another 'Pannier' tank. If you aren't close to the subject or don't specifically follow the Great Western Railway's locomotive development then outwardly its distinctive 0-6-0PTs all look the same.

However, different classes served different purposes and through combinations of boiler pressures, wheel diameter and fittings they were classified in selected number ranges. The most common, and probably the one everyone is aware of, is the '57XX' with 863 being built. These were maids of all work tasked with shunting, pick up goods and even passenger trains. Towards the opposite end of the scale was the '64XX' class which numbered just 40 locomotives.

Their purpose was simple – passenger traffic and, more specifically, autotrains where they were coupled to carriages with

driving compartments to work in push-pull formation. The '64XXs' had auto-working equipment front and rear which meant an autocoupler could be coupled at either end or both. They had 4ft 7½in driving wheels, a 165psi working pressure boiler and, distinguishing them from the '57XXs', a lower pitched boiler barrel and tall chimney.

Three have been preserved and they regularly appear at steam galas around the country as well as on their home lines of the South Devon Railway (6412), Llangollen Railway (6430) and Bodmin and Wenford Railway (6435).

THE MODEL

Bachmann is already well versed in the styling of the '64XX' having released its 'OO' gauge model of the class in 2015 (HM93). Creating an 'N' gauge model drew on the same research, but also meant completely new drawings to cater for the smaller scale. Three versions




are being released initially with BR black 6417 (Cat No. 371-986) joining our review samples 6407 in GWR green and 6412 in BR lined green.

The new 'Pannier' is right on the money. The boiler position, tall

chimney and overhanging cab all shout '64XX' straight away and the finer details are all there to see too.

The autotrain equipment box is represented on both buffer beams together with fine rivet detail and superbly produced buffers. The detailing pack contains optional dummy scale couplings as well as a



"On the level the '64XX' could haul eight Mk 1 carriages."

MIKE WILD



THE DETAILS

Manufacturer:	www.bachmann.co.uk
Cat No:	371-985
Description:	GWR '64XX' 0-6-0PT 6407, GWR green
Cat No:	371-987
Description:	GWR '64XX' 0-6-0PT 6412, BR lined green
Scale:	'N'
Price:	£94.95 each
Era:	3 and 5 respectively
DCC:	DCC ready, 6-pin socket
Couplings:	Rapido type in NEM pockets



spare brake pipe to fill in the holes.

The front of the locomotive is captured well with the fine wire handrail crossing neatly above the smokebox door in the correct arc. The pannier tanks which sit neatly above the driving wheel splashers are the correct height while the boiler top features water fillers, pipework, dome, safety valves and whistle in the right places.

The cab and bunker model the early design with a plastic coal load in the latter. The cab interior is used as the housing for the decoder socket which, while visible isn't overly obtrusive.

Decoration of both of our samples was excellent throughout matching the standard we expect from Bachmann – the lining on 6412 is particularly impressive on the side tanks.

PERFORMANCE

The '64' uses Bachmann's excellent coreless motor –

and it really is a tiny piece of engineering. The motor itself is just over 15mm long and connects into a worm drive gearbox to power the centre axle.

From the box our samples were smooth running and quiet throughout the speed range and

following a period of running in we set to with load testing. The results were that on the level the '64s' could haul eight Mk 1 carriages, on a 1-in-68 that reduced to four and on the 1-in-30, the steepest incline on our test track, only two were possible. This is still acceptable for a locomotive of this calibre as we expect most layout owners will only want to run short two-coach trains or single autocoches with these 0-6-0PTs.


In terms of Digital Command Control the 'Pannier' is fitted with Bachmann's angled 6-pin socket which requires a specific decoder type to fit. This is 36-556RA – with a right-angled plug. Space is at a premium inside, but enough room has been left in the cab for the decoder once installed. Body removal is simple too requiring just one screw at the front

of the locomotive to be released. Our samples were a tight fit over their chassis though, so care will be needed when handling them not to damage the lower brake rigging around the driving wheels.

Couplings are standard long shank Rapido couplings in NEM pockets which stand a long way forward of the bufferheads. Replacing this with short arm couplings from our spares box greatly improved the look of the model and also the coupling gap to carriage. Doing this didn't restrict the models performance on fourth, third or second radius curves.

OVERALL

For Great Western and BR Western Region modellers the arrival of the '64XX' for 'N' gauge is excellent news as it further broadens the potential of this region for main line and branch line scenes. Plus, with the Hawksworth autococh currently being developed for 'N' gauge by Bachmann these plucky locomotives will soon have the perfect partner to recreate sleepy branch line operations. (MW)



PHONE/ORDER HOTLINE

(0114) 2551436

Open 9:00am - 5:00pm

24 Hr Answerphone service for orders



RAILS OF SHEFFIELD

SHOP OPENING HOURS:

9:30am - 5:00pm

Monday - Saturday

Free parking outside the door!

HORNBY

HORNBY

FULL RANGE STOCKED AT BARGAIN PRICES

R3115	BR 4-6-2 Unrebuilt West Country Class 'Exeter' BR Grn #34001	£124.50
R3233	LNBR Black 4-4-0 D16/3 Class - Pre 1948 Locomotive 8825	£79.50
R3261	Network Rail 0-6-0 Class 08 417 Diesel Shunter	£84.50
R3266	BR Sub-Sector Co-Co Diesel Electric 'Quinag' Class 60090	£139.50
R3299	'Going Home' - 1945-2015: 70th Anniversary of the end of the Second World War Train Pack - Limited Edition	£235.00
R3300	Sir Winston Churchill's Funeral Train Pack - Limited Edition	£239.50
R3302	1940: Return from Dunkirk Train Pack - Limited Edition	£179.50
R3310	BR 4-6-2 'Bude' West Country Class - Late BR	£124.50
R3311	BR 4-4-0 'Westminster' Schools Class - Early BR	£119.50
R3323	LNBR 4-6-0 'Black 5' Class 5MT - Late BR Locomotive 44694	£119.50
R3324	BR 0-6-0T J50 Class Locomotive	£74.50
R3325	BR 0-6-0T J50 Class Locomotive - Early BR	£69.50
R3326	BR 0-6-0T J50 Class Locomotive - Late BR	£69.50
R3332	BR 4-6-0 'King Edward VIII' 6000 Late BR	£139.50
R3333	BR 4-4-2T Adams Radial 415 Class - Early BR	£105.50
R3334	BR 4-4-2T Adams Radial 415 Class - Late BR	£105.50
R3335	LSWR 4-4-2T Adams Radial 415 Class - LSWR Preserved	£105.50
R3337	The Silver Jubilee Collection - 80th Anniversary Ltd Edition Set	£475.00
R3339	LMS 4-6-2 'Duchess of Hamilton' Princess Coronation Class Locomotive 6229	£119.50
R3342	BR Blue Class 08 489 Diesel Shunter	£104.50
R3343	First Great Western Class 08 822 Diesel Shunter 'John'	£104.50
R3356	RailRoad BR 2-10-0 Crosti Boiler 9F Class (Early BR) Heavily Weathered	£104.50
R3370TTS	BR 4-6-0 'King Richard I' 6000 Class BR (Early) with TTS Sound	£179.50
R3374	BR Class 71 '71012' - BR Blue	£126.50
R3382TTS	BR 4-6-2 'Holland-Afrika Line' 35023 Merchant Navy (Unrebuild) Early BR with TTS Sound	£159.50
R3384TTS	BR 4-6-0 'King George I' 6000 King Class, Late BR-TTS Sound	£164.50
R3388TTS	Bo-Bo Class 67 'Cairn Gorm' 67004 Caledonian Sleeper - TTS Sound	£129.50
R3392TTS	RailRoad BR Class 40 40164 with TTS Sound	£69.50
R3393TTS	RailRoad RID Class 47 47033 with TTS Sound	£69.50
R3404	BR 2-6-4T 42334 Fowler 4P Locomotive	£107.50
R3405	LNBR 0-6-0T 585 J50 Class Locomotive	£72.50
R3409	BR 4-6-0 'King William IV' 6000 King Class Late BR	£142.50
R3410	BR 4-6-0 'King Henry III' 6000 King Class - Early BR Locomotive	£142.50
R3411	SR 4-6-0 827 Maunsell S15 Class Locomotive	£119.50
R3412	BR 4-6-0 30842 Maunsell S15 Class - Early BR	£99.50
R3424	LNBR 0-8-0 Raven Q6 Class Locomotive	£117.50
R3425	BR 0-8-0 Raven Q6 Class - BR Early Locomotive	£117.50
R3426	BR 0-8-0 Raven Q6 Class - BR Late Locomotive	£117.50
R3427	Peckett 0-4-0T W4, Base Livery 563 'Dodo'	£68.50
R3428	Peckett 0-4-0T W4, Manchester Ship Canal	£68.50
R3429	Peckett 0-4-0T W4, Huntley & Palmer	£68.50
R3444	BR 4-6-2 'Thomas Hardy' Britannia Class - Early BR	£137.50
R3456	BR 4-6-0 'Sir Hervis de Revel' N15 King Arthur Class	£137.50
R3457	SR 4-4-0 116 Class T9 Locomotive	£116.50
R3459TTS	BR Black (Early) Fowler Class 2P 4-4-0 Locomotive 40626 with TTS Sound	£99.50
R3462	BR 2-8-0 '4287' 42xx Class - Late BR	£89.50
R3465	LNBR 0-6-2T 4765 N2 Class Locomotive	£72.50
R3471	NSE Co-Co Diesel Electric 'Indomitable' 50026 Class 50 Diesel	£132.50
R3479	Class 60 60066 Drax Diesel Locomotive	£137.50
R3485	0-6-0 'Laura Diesel Depot' Class 08 Diesel Shunter	£107.50
R3497	RailRoad BR 'D9016' Class 55 Diesel Electric	£51.50
R3500	The Sir Nigel Gresley Collection	£475.00
R3501	Virgin East Coast Train Pack - Limited Edition	£179.50

See our website for full Hornby 2016 range.

PRICE PROMISE

We guarantee the price of our forthcoming releases for Locomotives, coaches and wagons to be at least 10-25% less than the RRP at the time of release. We also offer large discounts on many of our railway accessory ranges.

We continually monitor other retailers to ensure that our prices are always competitive.

JUST LOOK FOR THE



BACHMANN

BACHMANN

FULL RANGE STOCKED AT BARGAIN PRICES

30-049	The Permanent Way Train Set (with Digital Sound)	£233.70
30-130	Military Manoeuvres Train Set	£144.45
30-165	The Thanet Flyer Train Set	£152.95
30-430	Capital Commuter Train Set	£178.45
31-003A	Robinson Class 04 6184 LNBR Black	£110.45
31-004A	Robinson Class 04 63762 BR Black Early Emblem Weathered	£118.95
31-040	Class 450 4 Car EMU 450073 South West Trains	£254.95
31-041	Class 450 4 Car EMU 450127 South West Trains Weathered	£271.95
31-089	3200 (Early) Class 3214 GWR Green Shirt-Button Monogram	£111.50
31-119	BR Standard Class 4MT #75035 BR Black L/Crest - Weathered	£135.95
31-204	Patriot Class 5330 'Sir Frank Ree' LMS Crimson	£140.21
31-214	Patriot Class 4-6-0 'Giggleswick' #45538 BR Green Early Emblem	£140.21
31-379	2EPB 2 Car EMU 5771 BR Green Small Yellow Panel	£186.96
31-426B	4 CEP 2 Car EMU 7122 BR (SR) Grn Sm Yellow Warning Panel	£254.96
31-427B	4 CEP 4 Car EMU 7106 BR Black & Grey	£254.96
31-434	Midland Class 1F 41803 BRITISH RAILWAYS Black	£76.50
31-435	Midland Class 1F 41726 BR Black Early Emblem	£76.50
31-440	Invatt Class 2MT 2-6-2 Tank #41243 BR Lined Black Early Emblem	£110.46
31-441DC	Invatt Class 2MT 2-6-2 Tank #41291 BR Lined Black Late Crest (DCC on board)	£131.71
31-461A	C Class 0-6-0 1294 Southern Railway Black	£89.50
31-462A	C Class 0-6-0 31227 BR Black Early Emblem	£89.50
31-480	GZA 9376 LMS Black with Tender Black Cab	£101.96
31-481	Invatt Class 2MT 2-6-2 Tank #41243 BR Lined Black Early Emblem	£114.71
31-528A	Class A2 60529 'Pearl Diver' BR Lined Green Late Crest	£135.95
31-531	Class A2 60536 'Trimbury' BR Lined Green Early Emblem	£135.95
31-614	Class V3 Tank #67609 BR Lined Black Late Crest Cranked Pipes	£110.46
31-615	Class V3 Tank #67690 BR Lined Black Early Emblem	£110.46
31-627B	Class 3F 3520 LMS Black Deeley Tender	£97.71
31-656	Class 47 47256 BR Green Full Yellow Ends (TOPS) Weathered	£127.46
31-660	Class 47/4 47436 BR Blue Large Logo	£107.50
31-679	Type A15 Electric #3095 BR Electric Blue Small Yellow Panel	£107.95
31-728	GWR 3700 Class 3708 'Killarney' Great Western Green	£118.96
31-883	Midland Class 4F 3448 Midland Black Crest	£97.71
31-884	Midland Class 4F 44044 BR Late Crest Weathered	£106.21
32-034A	Class 20 20141 BR Green Full Yellow Ends Weathered	£91.95
32-038DS	Class 20 #20124 BR Blue Indicator Disks - Weathered - SOUND	£183.95
32-044	Class 20 #D8028 BR Green Indicator Disks with Tablet Catcher	£87.95
32-045	Class 20 20118 'Saltburn-by-the-Sea' BR Railfreight Red Stripe	£87.95
32-085	Class 56XX #6639 BR Black Early Emblem	£71.95
32-115B	Class 08 08818 BR Blue Wasp Stripes Weathered	£87.50
32-119	Class 08 08907 DB Schenker	£79.50
32-120	Class 08 13287 BR Plain Green Early Emblem	£79.50
32-176	LMS Crab 42765 BR Lined Black Early Emblem	£123.21
32-178A	LMS Crab 13174 LMS Lined Black Welded Tender	£123.21
32-235	Fowler Class 3F 0-6-0 (Jinty) 47673 BR Black Late Crest Weathered	£76.50
32-279A	K3 Class 1304 LNBR Lined Black	£118.96
32-281	K3 Class 61862 BR Lined Black Early Emblem	£118.96
32-287A	Class 251/1 #25043 BR Green Full Yellow Ends - Weathered	£87.95
32-331	BR Standard Class 4MT 80135 BR Green (Preserved)	£110.46
32-353	Class 3717 37706 'Conidae' Railfreight Petroleum Sector	£101.96
32-390	Class 40 97407 'Aureole' BR Blue Departmental Weathered	£131.71
32-482	Class 40 D338 BR Green Split Head Code Small Yellow Panel	£118.96
32-484	Class 40 BR 40159 BR Blue Centre Head Code Full Yellow Ends	£118.96
32-560	Class A1 60117 BRITISH RAILWAYS Apple Green	£152.96
32-561	Class A1 60122 'Curlew' BR Express Blue Early Emblem	£152.96
32-575A	Invatt Class 4MT 3000 LMS Black	£114.71
32-580A	Invatt Class 4MT 43014 BR Late Crest Weathered	£127.46
32-610	Class 90 90023 Intercity	TBA
32-611	Class 90 90037 Railfreight Distribution	TBA
32-612	Class 90 90042 Freightliner 'Powerhaul'	TBA
32-680	Class 45 #45036 BR Blue Split Centre Head Code	£95.95
32-858	BR Standard Class 9F 92189 BR Black L/Crest IF Tender W/thrd	£140.21
32-880	Fairburn 2-6-4 Tank 2278 LMS Black Weathered	£103.95
32-881	Fairburn 2-6-4 Tank 42105 BR Lined Black E/Emblem Weathered	£110.46
32-882	Fairburn 2-6-4 Tank 42062 BR Lined Black Late Crest	£103.95
32-981	Class 66 66416 Freightliner Powerhaul	£127.46
32-982	Class 66 66434 DRS Plain Blue Compass	£127.46
32-991	Wickham Type 27 Trolley Car BR Maroon	£67.96
32-992	Wickham Type 27 Trolley Car BR Engineers Yellow	£67.96
32-993	Wickham Type 27 Trolley Car BR Engineers Yellow Wasp Stripes	£67.96

See our website for full 2016 range.

Colour coding:

No DCC

DCC READY

DCC Fitted/Sound

PLEASE NOTE:

All items currently in stock are despatched immediately.

Forthcoming releases will be despatched immediately upon release.

If your order contains both current items and forthcoming releases then these will be despatched separately and subject to separate delivery charges.

GRAHAM FARISH

GRAHAM FARISH

FULL RANGE STOCKED AT BARGAIN PRICES

370-130	The Night Mail Train Set	£169.95
370-185	A Day at the Races Train Set	£161.45
370-425	Midland Pullman Train Pack	£339.99
370-430	Capital Connection Train Set	£178.45
371-021A	Class 08 D3785 BR Green Late Crest	£75.95
371-023	Class 08 600 'Ivor' Network SouthEast Diesel Shunter	£80.70
371-024	Class 08 907 DB Schenker Diesel Shunter	£80.70
371-033	Class 20 D8011 BR Green Small Yellow Panel Weathered	£95.95
371-035	Class 20 Twin Pack Hunslet-Barclay	£178.07
371-036	Class 20 227 London Underground Diesel	£101.95
371-037	Class 20 205 BR Blue Diesel	£101.95
371-050C	Class 04 D2283 BR Green Warning Stripes	£76.46
371-051C	Class 04 D2295 BR Blue Wasp Stripes	£71.95
371-054	Class 04 D2332 'Lloyd' NCS Yellow	£71.50
371-063	Class 03 D2383 BR Green Wasp Stripes Weathered	£80.71
371-064	Class 03 D3170 BR Blue Wasp Stripes & Air Tanks Weathered	£80.71
371-286	Class 55 'Kings Own Yorkshire Light Infantry' #D9002 BR Grn SYP	£97.50
371-287	Class 55 'Prince of Wales's Own Regiment of Yorkshire' #55005 Blue	£97.50
371-329	Class 150/2 #150247 BR Sprinter - Weathered	£144.46
371-330	Class 150/1 #150128 First Great Western	£131.71
371-350A	Class 60 60035 EWS	£103.66
371-357	Class 60 60057 'Adam Smith' BR Coal Sector	£103.66
371-358	Class 60 60021 Colas	£103.66
371-383A	Class 66 66101 DB Schenker	£103.66
371-396	Class 66 (Low Emission Variant) 'Interhub GB' #66731 GBRf	£97.50
371-397	Class 66 66434 DRS Plain Blue Compass	£103.66
371-504	N Scale Class 101 2 Car DMU BR Green	£144.46
371-505	N Scale Class 101 2 Car DMU BR Network SouthEast	£144.46
371-604	Class 42 Warship 'Onslaught' #D832 BR Green	£94.50
371-656	Class 57 #57312 Network Rail Yellow	£97.50
371-876DS	Class 108 2 Car DMU BR Blue	£229.46
371-877A	Class 108 2 Car DMU BR Blue & Grey	£144.46
371-880	Class 108 2 Car DMU BR Green Small Yellow Panel	£144.46
371-987	Class 64xx 0-6-0 Pannier Tank #6400 BR Lined Green Late Crest	£80.71
372-060	Midland Class 4F #43924 BR Black Late Crest Fowler Tender	£87.50
372-061	Midland Class 4F #3851 LMS Black Johnson Tender	£87.50
372-062	Midland Class 4F #43875 BR Black Early Emblem Johnson Tender	£87.50
372-080	Class B1 #61045 BR Lined Black Early Emblem - Weathered	£118.96
372-138	Class 5 #5190 LMS Plain Black	£103.50
372-139	Class 5 #45206 BR Lined Black Early Emblem	£103.50
372-310	Merchant Navy Class #35024 'East Asiatic Company' BR Blue E/E	£131.50
372-311	Merchant Navy Class 35023 Holland-Afrika Line	£131.50
372-312	Merchant Navy Class #35028 'Clan Line' BR Green Late Crest	£131.50
372-313	Merchant Navy Class 35021 New Zealand Line	£131.50
372-330	BR Standard Class 3MT Tank #82028 BR Black L/C - Weathered	£106.21
372-331	BR Standard Class 3MT Tank #82020 BR Plain Green Late Crest	£97.71
372-385	Class A2 'AH Peppercorn' #525 LNBR Apple Green	£131.50
372-386	Class A2 'Bachelors Button' #60537 BR Brunswick Green E/E	£131.50
372-387	Class A2 60527 'Sun Chariot' BR Lined Green Late Crest	£131.50
372-536	Class 4MT Tank #80119 BR Lined Black Late Crest	£101.96
372-578	Rebuilt Royal Scot 'Royal Scot' #6100 LMS Crimson (Preserved)	£118.96
372-579	Rebuilt Royal Scot 'Royal Ulster Rifleman' #46122 BR Green Late Crest - Heavily Weathered	£127.46
372-653	BR Standard Class 4MT #76079 BR Lined Black Early Emblem	£103.50
372-931	N Class 2-6-0 #31844 BR Black Early Emblem	£99.95
372-932	N Class 2-6-0 #31811 BR Black Late Crest	£99.95
372-933	N Scale N Class 2-6-0 810 SWCR Grey	£99.95

See our website for full 2016 range.

RAILS BLACK LMS LIMITED EDITIONS

31-999X	LMS Twin Loco 10001 in BR Black with Chrome trimmings and no emblem	£134.99
---------	---	---------

UK POSTAL RATES: £4.00 (1st Class), £4.50 (1st Class Recorded), Special Delivery £8.50 next day delivery inc Saturdays by 1:00pm (orders must be placed before 2:00pm on date of despatch), £7.50 per parcel over 2kg sent via ParcelForce courier for next day delivery inc Saturdays (orders must be placed before 3:00pm on date of despatch). This excludes post codes: IV, HS, KA27-28, KW, ZE, PA20-78, PH17-50, BT, IM, TR21-25, JE-GY and PO31-41 which will be charged at £12.

WORLDWIDE POSTAL RATES: Postage charged at cost sent via Royal Mail Airmail under 2kg, ParcelForce over 2kg. (Air sure and international signed for available on request).

Non EEC countries are VAT deductible.

New releases may be booked in advance.

All mail order or telephone orders despatched immediately with an immediate refund or follow-on option on 'Out of Stock' items. Please advise with your order.

All goods are either in stock or on order.

By Car: From M1 South, Junction 29, follow A617 to Chesterfield then A61 to Sheffield. From M1 North, Junction 33, follow Parkway then A61 Chesterfield Road.

dapol DAPOL AT BARGAIN PRICES

N GAUGE OO GAUGE O GAUGE
GOLD STAR STOCKISTS
FULL RANGE STOCKED
 Call us or see our website for
 more details and bargain prices

ESU Loksound AT BARGAIN PRICES

V4.0 Steam Sound	Classes A4 Pacific, A1/A2 Pacific, A1 Pacific 'Tornado'	£89.50
Decoder with Speaker	GWR Pannier 57xx, GWR Manor 78xx, BR/LMS Mogul, 4MT Tank, Jubilee, BR/LMS Fairburn, Ivatt Class 4, 3F Jinty, Bulleid Pacific	
V4.0 Diesel Sound	Classes 03/08/20/24/25/31/37/40/43 HST/44/45	£89.50
Decoder with Speaker	47/50/52/55/57/66/67/108 DMU/158 Sprinter	
DCCSFT	Fitting service for all OO gauge Steam Classes	£25.00
DCCDIFIT	Fitting service for all OO gauge Diesel Classes	£25.00
All sound decoders are available with either 8 or 21 pin connectors, several of the steam decoders are suitable for use in other locomotives. See our website for more details.		
50010	ECosBoost ext Booster 4A DCC/MOT/SX/mfx	£188.00
50011	ECosBoost ext Booster 8A DCC/MOT/SX/mfx	£345.00
50095	ECosDetector Extension Module - 32 outputs	£39.25
50200	ECosCommand Station (2nd Gen) 15-21V & Colour Touchpad	£499.99

DECODER FITTING SERVICES

DCCFIT6	DCC Decoder fitting service for N gauge 6 pin DCC Ready locomotives	£29.50
DCCFIT8	DCC Decoder fitting service for OO gauge 8 pin DCC Ready locomotives	£29.50
DCCFIT21	DCC Decoder fitting service for OO gauge 21 pin DCC Ready locomotives	£29.50

The charges for our fitting services are inclusive of the cost of the decoder
which will either be a Hornby 4 or Bachmann 3 function decoder chosen at
our discretion.

HELJAN HELJAN AT BARGAIN PRICES

OO GAUGE O GAUGE
FULL RANGE STOCKED
 Call us or see our website for
 more details and bargain prices

3910 LNER Class 02/3 'Tango' 2-8-0 #3965 LNER Black - Stepped Tender	£147.50
3911 Ex-LNER Class 02/3 'Tango' 2-8-0 #63954 BR Black - Stepped Tender	£147.50
3921 Ex-LNER Class 02/4 'Tango' 2-8-0 #63983 BR Black with E/C - Flush Tender	£147.50
5350 Class S3 D0280 FALCON in 'as-built' lime green & brown with original printed nameplates	£545.00
5351 Class S3 D0280 FALCON in BR 2-tone green with sm yell warn panels/etched nameplates	£545.00
5352 Class S3 1200 FALCON in BR blue livery with full yellow ends and etched nameplates	£545.00

dapol DAPOL AT BARGAIN PRICES

Dapol 'O' Gauge 08

7D-008-000 Class 08 # D3048 BR Green L/C No Warning Panels	£169.95
7D-008-001 Class 08 # 13115 BR Green E/C No Warning Panels	£169.95
7D-008-002 Class 08 # 08529 BR Blue Wasp Stripes	£169.95
7D-008-003 Class 08 # D3084 BR Green Wasp Stripes Late Crest	£169.95

PHONE/ORDER HOTLINE

(0114) 2551436

Open 9:00am - 5:00pm

24 Hr Answerphone service for orders



Gift Vouchers

Why not treat someone to a
RAILS OF SHEFFIELD Gift Voucher.
 Purchase by phone or through our website.

GAUGEMASTER GAUGEMASTER AT BARGAIN PRICES

DCC01	Prodigy Express Package	£119.95
DCC02	Prodigy Advance Package	£209.50
DCC03	Prodigy Advance 2 Wireless Starter Set	£359.50
DCC13	Prodigy Advance 2 Wireless Walkaround	£149.50
DCC14	Prodigy Advance 2 Backlit Walkaround	£99.00
DCC23	6 Pin N Gauge Plug-in Decoder	£21.00
DCC27	OMNI 21 & 8 Pin Decoder	£15.95
DCC30	Accessory Decoder	£46.75
DCC40	Auto Reverse Module	£31.50
DCC51	Prodigy Wireless Conversion Set	£199.50
DCC55	Prodigy Advance Wired Computer Interface Cable	£43.50
Model D	Twin Track Controller	£69.00
Model Q	Four Track Controller	£129.50
PM1	Point Motor with Accessory Switch	£3.99
PM2	Point Motor	£3.50
PM4	Point Motor Self Latching with Switch	£4.95
100M	Single Power Controller	£67.95

PECO PECO AT BARGAIN PRICES

FULL RANGE STOCKED
All Gauges Track and Accessories
 Call us or see our website for
 more details and bargain prices

DJ MODELS AT BARGAIN PRICES

Advance Orders Now Being Taken
for the new DJ Models Range
 Call us or see our website for
 more details and bargain prices

OOJ94-001	Class J94 0-6-0 Steam Loco #68023 BR E/C black with tall coal bunker	£81.50
OOJ94-002	Class J94 0-6-0 Steam Loco #68061 BR original bunker height	£81.50
OOJ94-003	Class J94 0-6-0 Steam Loco #8064 LNER with original bunker height	£81.50
OOJ94-004	Class J94 0-6-0 Steam Loco #8023 LNER with original bunker height	£81.50
OOJ94-005	Class J94 0-6-0 Steam Loco #68068 BR with tall bunker	£81.50
N17-001	Class 17 Clayton BR Blue Diesel Loco D8574	£97.50
N17-002	Class 17 Clayton BR Blue Diesel Loco D8512	£97.50
N17-003	Class 17 Clayton BR Green with small yellow warning panel Diesel Loco D8555	£97.50
N17-004	Class 17 Clayton BR Green with small yellow warning panel Diesel Loco D8536	£97.50
N17-005	Class 17 Clayton BR Green with small yellow warning panel Diesel Loco D8501	£106.50
N17-006T	Class 17 Clayton Diesel Loco D8574 BR blue (powered) + D8583 BR blue (dummy) Twin Pack	£127.50
N17-007T	Diesel Loco D8616 BR green SYWP (powered) + D8561 BR green SYWP (dummy) Twin Pack	£127.50

RAILS ON EBAY



RAILS OF SHEFFIELD



100's OF ITEMS ADDED DAILY



RAILS OF SHEFFIELD



VISIT OUR **RAILS-SHEFFIELD EBAY STORE**
 SPECIALISING IN QUALITY NEW & SECOND-HAND MODEL TRAINS,
 DIECAST & OTHER RARE & HIGHLY SOUGHT-AFTER COLLECTIBLES

VISIT OUR **RAILS-VAULT EBAY STORE**
 SPECIALISING IN SECOND-HAND ACCESSORIES, DIECAST,
 RESTORATION PROJECTS, SCENICS & OTHER MISCELLANEOUS MODELS

ALSO STOCKED AT BARGAIN PRICES

In addition to full ranges from all the manufacturers featured here we also offer full ranges from:



and many more. If you can't find the product you are looking for on our website then please contact us and we can order it in for you.
 Check out our **ebay** stores to see what discontinued and rare items we have on offer and for your chance to pick up a second-hand bargain today.

Visit: <http://stores.ebay.co.uk/Rails-Of-Sheffield>

Visit: <http://stores.ebay.co.uk/The-Rails-of-Sheffield-Vault>

MODEL RAILWAYS BUY - SELL - EXCHANGE ANY GAUGE ANY AGE TOP PRICES PAID

www.railsofsheffield.com

OFFICIAL HORNBY
COLLECTORS CENTRE

Est 1975

FOR MORE SPECIAL OFFERS AND UP TO THE
MINUTE RELEASES VISIT OUR WEBSITE

TELEPHONE/ORDER

HOTLINE

(0114) 2551436

Open 9:00 am - 5:00 pm

24 Hr Answerphone service for orders



RAILS OF SHEFFIELD

SHOP OPENING HOURS:

9:30 am - 5:00 pm

Monday - Saturday

Free parking outside the door!

WANTED

CASH OR PART EXCHANGE

We urgently require collections of any size featuring products from the following manufacturers:



We are always on the lookout for all types of kit built models including Pro-Scale, Nu-Cast, Golden Age Models, Silver Fox Models, Comet Models, David Andrews and Japanese/Korean Brass in addition to all manufacturers above.

Please do contact us if you are at all unsure as to whether we would be interested in your collection.

We value your used models very highly and will pay top prices for all items offered.

We provide a fast, professional and friendly service from our family run business.

Distance is no object and anything is considered.

Please telephone us on 01142 551436, email secondhand@railsosheffield.com, fax us on 01142 555982 or post your lists to the address at the bottom of the page quoting reference RM2013, all enquiries answered.

RAILS OF SHEFFIELD, 21/29 CHESTERFIELD ROAD, SHEFFIELD, S8 0RL. TEL(0114) 255 1436, 8 LINES. FAX (0114) 255 5982
PHONE/FAX/24 HR ANSWERPHONE FOR ORDERS OUTSIDE SHOP HOURS. EMAIL: info@railsosheffield.com WEBSITE: <https://railsosheffield.com> (E & OE)

EVERYTHING YOU NEED FOR YOUR DIGITAL RAILWAY

DIGITRAINS

**Just starting out in DCC and not sure what's available?
Grown out of your system and thinking of upgrading?
Getting into sound and want to know the best decoders?**

DIGITAL COMMAND CONTROL (DCC) is one of the fastest growing areas of the model railway hobby.

As the first new company to set up as a DCC specialist in the UK, DIGITRAINS now has a decade of hard-earned experience to share. Working in all the popular scales, we are here to guide you through the often daunting process of choosing the best equipment.

We stock a wide range of products as well as offering free advice, a decoder installation service and, we believe, the best DCC 'test drive' facility around.

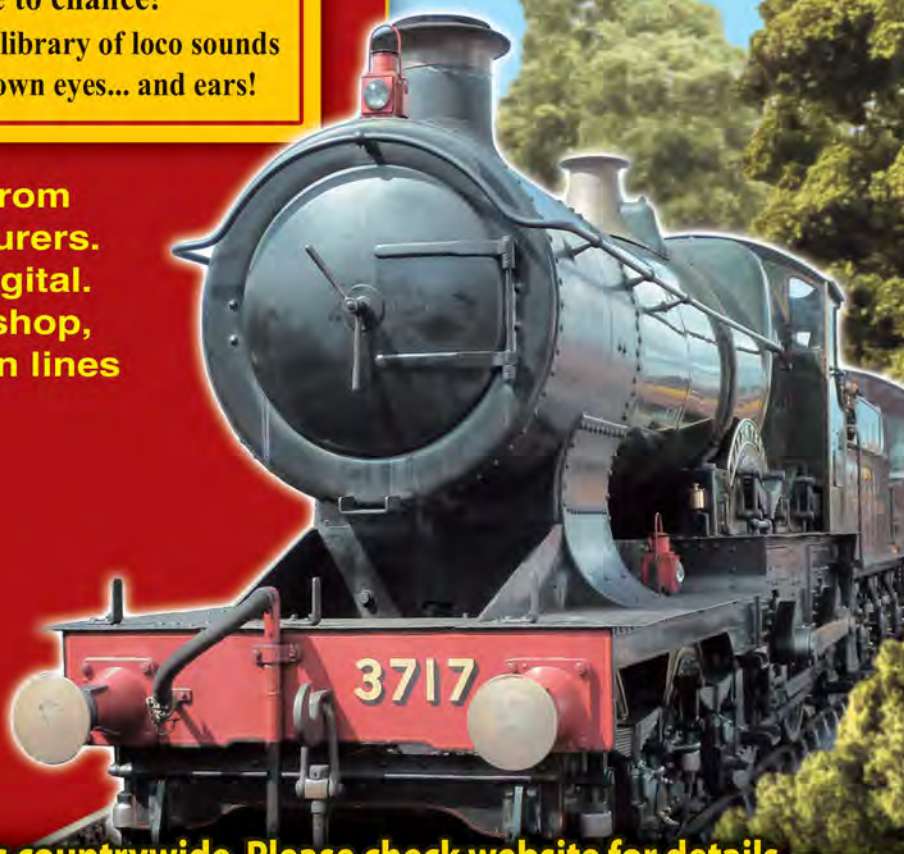
Don't leave that major purchase to chance!

Why not visit our shop? Our comprehensive library of loco sounds can be demonstrated in front of your very own eyes... and ears!

We stock 1,000s of products from more than 30 leading manufacturers. And don't worry if you're not digital. We're also a traditional model shop, holding all the major ready-to-run lines



- **Try before you buy**
- **Expert advice**
- **Great service**
- **Experience**
- **Major brands**
- **Worldwide mailing**



We regularly attend railway shows countrywide. Please check website for details

**15 Clifton Street, Lincoln LN5 8LQ
01522 527731**


**www.digitrains.co.uk
enquiries@digitrains.co.uk**

'Plug & play' **SOUND** ...are we there yet?

Is it possible to achieve 'plug and play' digital sound?

PAUL CHETTER installs DCC sound to a variety of recently released models in an attempt to answer this question.





Development of models with digital sound in mind has improved greatly in recent years with provision being made for installation in most new ready-to-run products. This is the Dapol 'Western' which features a similar internal layout to the Class 22 shown in this feature.

MAYBE YOU ARE CONSIDERING running Digital Command Control (DCC) sound fitted models, or perhaps you already have one or two sound locomotives and want more. One way to expand your fleet is to fit a sound decoder and speaker to existing non-sound models. The DCC sound feature in HM107 provided information about the sound decoders which are readily available with UK locomotive sounds loaded, but how easy is it to install them in today's models? The large, potentially empty, space in 'OO' gauge steam locomotive tender bodies have long been the target for DCC sound installations but what advances have the manufacturers made since my first *Hornby Magazine* sound installation feature 70 issues ago? In truth, "three steps forwards and one step back" would be a fair description as there is

sometimes a conflict between engineering requirements and optimal sound provision. The balance is now tending to favour provision for sound fitting, but occasional regressive decisions still happen. I would suggest that in order to build confidence, selecting easily converted models and decoders suitable in both size and interface would be a good introduction to the process if you are looking to take on your own sound installations. It may surprise you to learn that even today, models are being designed as 'DCC Ready' which have a DCC socket, but no space provided to fit a decoder, let alone a speaker. There are a number of 'standard' DCC socket types. Mostly, these have been designed to provide an adequate number of separate connections without considering the physical size of the decoders. MOROP, the body which sets 'Normes' (NEM) for European model railway manufacturers,


ratified Normes (NEM 658) from 2008 for new DCC connectors, the PluX range using 22, 16, 12 or 8 pins. These decoders are partially interchangeable. Included within these specifications are the maximum dimensions of the decoder and the mandatory minimum space that must be provided within the model to accommodate such decoders. More recently MOROP has designated a connector specifically for 'N' and very small 'HO' gauge models. This is the Next18, or NEM 662, interface which also mandates amongst other requirements the maximum decoder dimensions and the minimum space to be provided in the model. These connectors have been widely adopted in Europe and between them really can produce 'plug and play' installations. Sutton's Locomotive Workshop's Class 24 was the first ready-to-run model of a British locomotive to use the PluX22 interface, while >>

STEP BY STEP INSTALLING DCC SOUND IN A HORNBY 'K1' 2-6-0



1

The cutaway picture shows the general layout of the Hornby 'K1' tender. What is not shown is the inner coal bunker which severely reduces the space available from mid-section to front of the tender.




2

The tender body is released from the chassis by removing the two screws (arrowed), raising the rear and sliding backwards to disengage the forward locating tab.



3

Remove the two screws, arrowed, to release the 8-pin DCC socket and slide it out of the way.



4

The two screws, arrowed, revealed should be released to allow removal of the metal ballast weight.



5

This shot of the tender floor shows the additional holes or slots provided within the speaker-locating part circular moulding for the sound to pass to free air below the tender.



6

The Radio Frequency Interference (RFI) suppression capacitor was moved to ensure it will not touch the speaker cone. Alternatively, it could be removed entirely without detriment to the model when operating on DCC.

The Little Loco Company has adopted PluX22 for its forthcoming 'O' gauge Class 15. Bachmann has revealed plans to use the Next18 connector in some Bachmann 'OO' gauge models and all newly designed or re-tooled Graham Farish locomotives from the GWR 'Castle' forward.

CURRENT POSSIBILITIES

For this feature we have selected three different locomotives from different sources. First is a Hornby 'K1' model which is a good representative example of current provision for adding a DCC decoder or aftermarket sound fitting in steam locomotive models. Utilising the tender to house the decoder and speakers means that the locomotive need not be handled, wiring between tender and locomotive is minimised and the body of the tender can be utilised as a large speaker enclosure if the speaker is fitted correctly.

Hornby has provided an 8 pin DCC socket with the No. 1 pin position clearly marked, aiding decoder installation. Provision for the speaker is of mixed success. A partial ring is moulded into the chassis floor which will accommodate a 28mm circular speaker, and extra holes are provided to allow sound to escape through the chassis downwards. There is some dismantling required to gain access to the speaker location.

For the speaker and enclosure (tender top) to work efficiently, the air space in front of the speaker must be completely isolated from the enclosed space at the rear, and nothing should be able to touch the vibrating surface. Engineering and production requirements have compromised the speaker location, but this is not too difficult to rectify.

The RFI suppression capacitor is positioned close to the speaker cone, with the potential to interfere with the free movement of the

vibrating surface. I would completely remove this component as it will no longer be required but in the spirit of this article I have simply relocated it in this instance to a less potentially harmful position. The speaker can be sealed to the partial ring with sticky mastic, whilst the same substance can be used to block any residual gaps.

The appropriate wires from the decoder must be soldered to the speaker. Reassembly is all that is required to complete the installation.

DIESEL UPGRADES

Many diesel models fill much of the body interior with heavy chassis castings and components. This is useful for traction but makes decoder or sound fitting more difficult than it would otherwise be.

Recent Dapol models have addressed this problem by reducing the height of the chassis block allowing space for a bass



7 A dry-run fitting of the 28mm round speaker was used to confirm nothing would interfere with the speaker cone when finally fixed.




8 This gap at the front of the speaker and a similar gap at the rear will adversely affect the sound quality and volume level available.



9 Seal the speaker circumference and any gaps with a sticky, mouldable compound. I use a black sticky mastic, but BluTack or even Plasticine can be useful alternatives.



10 Refitting the metal weight serves to hold the speaker firmly in place.



11 The shortened speaker (purple) wires from the Zimo MX645R sound decoder were soldered to the appropriate speaker pads and the 8-pin plug fitted to the decoder socket. Although there should not be any possibility of short circuits with this arrangement, I insulated the exposed electrical connections with PVC tape before refitting the tender top.

reflex speaker to be clipped into a specially designed retainer. The additional space also allows the use of 'wire-free' 21-pin decoders.

The speaker wires must be soldered to the pads provided on the locomotive PCB. Apart from this, the installation is 'plug and play', so the manufacturer's design is very successful in making straightforward DCC sound installation a reality.

Bachmann follows a similar standard by providing a recess in the cast metal chassis to support a 40mm x 20mm rectangular speaker in many cases, although some more recent locomotives including the retooled Class 40 and Class 43 'Warship' have had 28mm speaker enclosures mounted to the roof. In each case soldering is required to connect the speaker back to the main PCB unless the speaker comes pre-wired to the decoder. It should also be noted that the spaces

provided in the metal casting will require full insulation to ensure none of the metal of the speaker can cause a short when inserted.

At the full 'plug and play' end of the scale is Sutton's Locomotive Workshop's Class 24 which was designed from inception to be a fully integrated DCC system, including provision for dual speakers intended to optimise sound reproduction and on-board 'stay alive' capability provided by Zimo decoders.

This was also the first UK ready-to-run model to be equipped for PluX22 decoders, either sound or non-sound. PluX22 decoders display the same 'non-wired' advantages that the obsolescent 21MTC types possessed without the latter's drawbacks and odd specification standards, and since NEM658 specifies decoder size and space to be created for them in any models which use this interface, PluX decoders are the epitome of 'plug and play'.

To avoid confusion between 21MTC and PluX22 (both of which use 21 pins from the 22 available in the double row of 11 connectors) the PluX22 decoder is the male element, fitting into the female socket on the locomotive PCB. This is the opposite from that adopted by the earlier 21MTC interface.

Owners of non-sound SLW Class 24 models can purchase a complete sound kit from SLW consisting of a Zimo MX645P22 PluX22 sound decoder and two pre-wired 'Dumbo' speakers chosen for their outstanding sound reproduction in mobile digital devices. The wires terminate in 2-pin JST plugs which fit into the corresponding sockets on the PCB.

So, in the most complete 'plug and play' solution to date, all that is required is to plug in the decoder, plug in the speakers and plug in the speaker connectors – and you're up and running. [Huma](#)

STEP BY STEP INSTALLING DCC SOUND IN A DAPOL CLASS 22

Intermediate
Beginner **SKILL LEVEL** Advanced


A

The cutaway picture shows the generous space afforded within the locomotive body when the chassis has been designed with sound fitting in mind.




B

The body is removed by gently prizing outwards the lower edges of the body sides to disengage the locating lugs and lifting carefully upwards. Wiring for cab lighting connects the body to the chassis by way of a four-pin JST connector, arrowed, which should be separated to prevent damage during the installation process. Note the wiring which runs across the speaker location.




C

With the body safely put aside, the DC blanking plate is removed from the 21-pin connector and the wiring re-routed around the allocated speaker space. The chassis is fully prepared for sound installation.




D

A 22mm x 58mm bass reflex speaker unit should be fitted to the location provided and is held in place securely by the moulded fixing tabs.



E

The locomotive PCB provides pads, labelled SP1 and SP2, to which the speaker wires should be soldered – it doesn't matter which way round the speaker cables are. When plugged in, the 21-pin interface provides the necessary connections directly to the decoder. Refit the cab lighting plug and locomotive body to complete the installation.



STEP BY STEP INSTALLING SOUND IN A SUTTON'S LOCO WORKSHOP CLASS 24

Intermediate
Beginner **SKILL LEVEL** Advanced


1



BR Sulzer Type 2 (Class 24) Bo-Bo Diesel Locomotive


The space designed in for the required components can be seen clearly in the cutaway picture. The model is fitted to a plinth for transit. The model can be more easily handled for disassembly whilst still screwed to this base. The body is released by gently prizing outwards the lower edges of the body sides to disengage the securing lugs and then lifting vertically.

2



The complete sound installation kit available for the SLW Class 24 consists of a Zimo MX645P22 PluX22 sound decoder, a pair of high tech 'Dumbo' speakers and JST plug fitted speaker wires. These wires are shown separately here, but the publicly available kit includes speakers pre-wired correctly 'in phase' so no soldering is required. Note that the decoder has the pins fitted which is why this customised kit is not suitable for models from any other manufacturer.

3



In close-up, a plastic side protrusion can be seen on the left of the speaker frame. This is used to orientate the speakers correctly in their enclosures.

4




One of the speaker enclosures is indicated with a yellow arrow, and the notch to orientate the speaker is arrowed in red. Note the decoder position, light blue arrow, which includes the PluX22 socket and the designated 'clear' area within the dotted line for the decoder.

5




The speaker is shown pressed fully home in the correct orientation. For clarity, I've used a speaker without wires attached. The basic model's specification includes 1320µF 'stay alive' capacitance seen here next to one speaker position.

6



Right: A light blue arrow indicates the PluX22 connector, while the red arrow points to one of the JST speaker wire sockets - note that each pin is separately labelled to ensure that the speakers are connected 'in phase'. The second speaker is indicated by a yellow arrow.

7



After plugging in the decoder, plugging in the speakers and plugging in the speaker wiring, the chassis will look like this. Replacing the body completes the installation.

Mike Pett's Supercast 00 Model Railway Figures

00 gauge models £1.75 unpainted, hand painted models £4.50 each P&P £2.75
O gauge fireman £5.50 unpainted, hand painted £8.50 P&P £3.75

New Moriarty joins Holmes & Watson	Holmes & Watson	Fireman with Loco Driver	Sikh passenger & wife NEW
NEW Brand	NEW RAC Man & AA Man	NEW O gauge fireman and driver	Steam Age Policeman NEW

www.modelrailwayfigures00.co.uk

Please make cheques payable to: Mike Pett, 12 Chatham Street, Ramsgate, Kent, CT 11 7PP
Tel: 01843 593417 • Mob: 07976 724225 Email: mikepettphotos@btconnect.com

www.wicormodels.com

7 West Street, Portchester, Hampshire PO16 9XB
Tel: 023 9235 1160
email: mail@wicor-models.co.uk

Stockists of a range of products from: Hornby, Bachmann, Dapol, Gaugemaster, Graham Farish, Parkside Dundas, Peco, Corgi, EFE, Oxford Diecast, Scalextric, Airfix, Humbrol, Expo Tools and many others.

Tues to Sat 09:00 to 17:00 CLOSED Sun & Mon

Numbers you can trust

All too often advertisers accept publisher's statements on their performance. Our ABC Certificate shows we have been independently audited and gives credibility to support our claim.

Justify your marketing spend and get the exposure you've been promised. As you can see from our ABC Certificate our circulation is 30,846 for the period January to December 2015.

See it, believe, trust it

To advertise, call Sarah Garrod on 01780 755131 or email sarah.garrod@keypublishing.com

For more information visit www.abc.org.uk or email info@abc.org.uk

abc **HORNBY** magazine

LORD AND BUTLER

Exclusive Bachmann Limited Edition 66050 EWS Energy £129.95

NOW IN STOCK

Photo - © Daniel Stanbridge

The Pumping Station Penarth Rd Cardiff CF11 8TT
029 2066 7225 lordandbutler@yahoo.co.uk

Daily 10.00 - 5.30
Sunday 2.00 - 5.30

NEW LARGER SHOP OPEN NOW
CAFETERIA ON SITE AND FREE PARKING

MasterCard www. **VISA** lordandbutler.com

EXCLUSIVE: FULL 2016 RANGE PREVIEW!

HORNBY® 2016 HANDBOOK

New for 2016 is the first Hornby Handbook. Bringing together full details on Hornby's 2016 range together with practical guides to railway modelling this new 140 page special is a great way to start out in railway modelling.

HORNBY 2016 RANGE PREVIEW Full listings for new locomotives, carriages, wagons, buildings and more.

ALSO FEATURING:

Model development	Prototype surveys
Planning your first railway	How to make tunnel
Laying down the line	Building a Skaledale station

JUST £7.99*

ORDER DIRECT

JUST £7.99+FREE P&P*

*Free 2nd class P&P on all UK & BFPO orders. Overseas charges apply.

FREE P&P* when you order online at www.keypublishing.com/shop

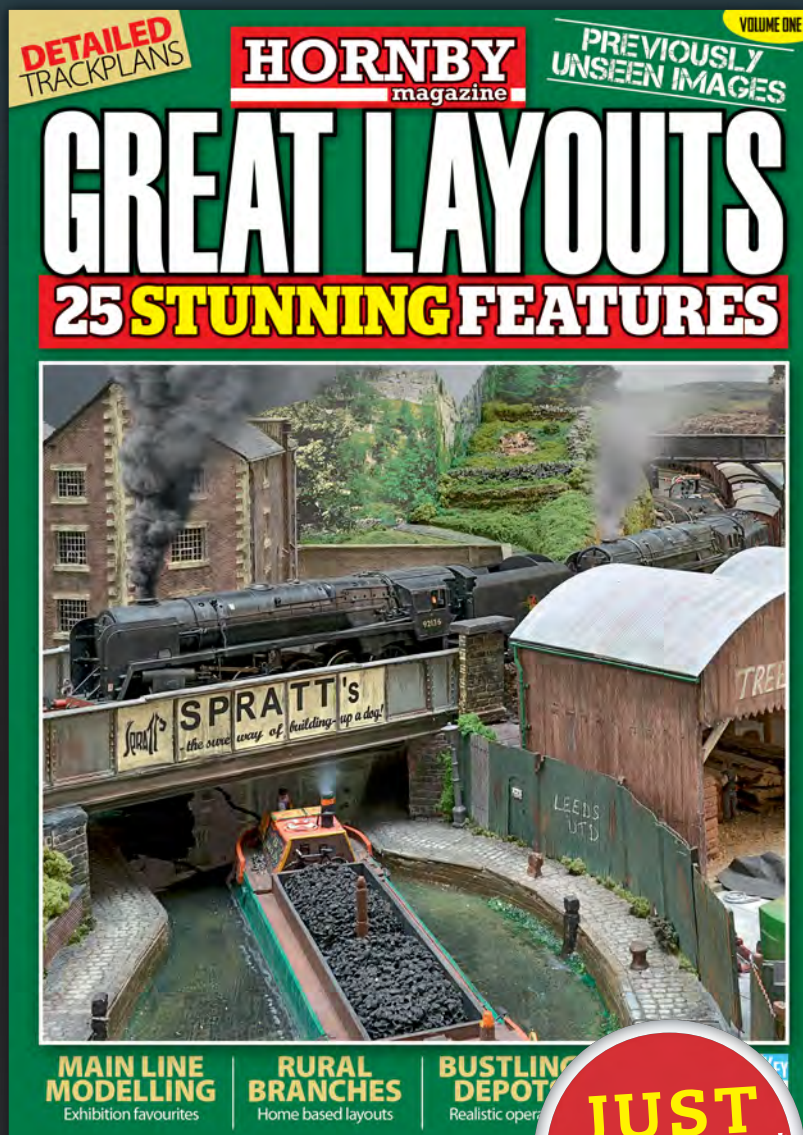
Call UK: 01780 480404
Overseas: +44 1780 480404
Monday to Friday 9am-5:30pm

SUBSCRIBERS CALL FOR YOUR £1.00 DISCOUNT! SUBSCRIBERS CALL FOR YOUR £1.00 DISCOUNT!

NEW!

GREAT LAYOUTS

25 STUNNING FEATURES



**JUST
£6.99***

Model railway layouts are at heart of the hobby and this first volume of Hornby Magazine Great Layouts brings together 25 of the best from the pages of *Hornby Magazine*. Fully illustrated with the very best in model photography and featuring detailed track plans, this is a stunning 132-page record of model making across all the major scales, gauges and eras. Highlights include main and branch line layouts, micro layouts and a collection of depot layouts you can build at home.

FEATURING:

- **GREAT TUNSLEY DALE**

Peak District limestone quarries modelled in 'OO' gauge

- **82G - BRISTOL TEMPLECOMBE ROAD SHED**

One of the greats of the exhibition circuit, modelled in 'O' gauge

- **NINE MILLS**

This layout shows the spectacular effect of a big layout in 'N' gauge

- **SNUG END**

Short of space? Snug End proves you there is always space for a model railway!

- **SEAMOUTH**

Rebuilt from a circuit to model a seaside terminus, this 'OO' layout is full of charm.

AND MUCH MORE!

AVAILABLE NOW from **WHSmith** and other leading newsagents
Alternatively, ORDER DIRECT

JUST £6.99 + FREE P&P*

*Free 2nd class P&P on all UK & BFPO orders. Overseas charges apply.

411/16

Free P&P* when you order online at
www.keypublishing.com/shop



Call UK: **01780 480404**
Overseas: **+44 1780 480404**
Monday to Friday 9am-5:30pm


SUBSCRIBERS CALL FOR YOUR £1 DISCOUNT!

Horsley Bank

STEVE HOWE'S

compact layout is set in industrial West Yorkshire, and shows how a lot of detail can be included in a very small space.

**PHOTOGRAPHY,
TREVOR JONES.**



WHEN I STARTED this layout nearly 16 years ago the objective was to experiment with various components then

new to the market. Progress has continued in fits and starts but scenically has only developed in the last few years - proving that small layouts do not necessarily equate to quick layouts!

At the time I started building I had very little room or time for model railways and the challenge was to design a working 'P4' (4mm:1ft scale running on 18.83mm gauge track) model in a very small space.

The original plan was to be able to set the model up on the kitchen table to play with, but as it has developed, it has expanded into a self-contained diorama.

As a dyed-in-the-wool Great Western Railway man from darkest rural Cornwall, the choice of prototype might seem slightly odd. Let me explain: Following college in Hull, I lived in Yorkshire for over 25 years, latterly in the upper Calder Valley at Hebden Bridge, and found the landscape and architecture of the area fascinating. Looming mills and small terrace streets jostled for space with railways, canals and roads squeezed into the steep cramped valleys and all this threw up tantalising »

 **Horsley Bank**
measures just 4ft x 2ft - and that includes the off scene storage yard. It operates as a shunting puzzle.

STATISTICS

Owner:	Steve Howe
Scale:	'P4'
Length:	4ft
Width:	2ft
Track:	Handbuilt
Control:	Analogue
Period:	LMS, 1930s





The drive of a Hudswell Clarke 0-4-0ST has the blower on to draw air through its fire before moving out of Longbottom's Mill.

modelling opportunities. As I was short on space, this claustrophobic urban environment presented ideal solutions for cramming lots of modelling potential into a tight space. I also rather liked the gritty workaday nature of the old Lancashire & Yorkshire Railway (LYR) threading its way through sooty cuttings with the towering mills and factories above.

PLANNING

I set out to design a table top layout that would be self-contained within one footprint and with no storage yards or cassette decks. The inspiration for the track layout came from a visit to Scalefour North many years ago where I saw Paul Severs' Biginnor Road. This was a fully self-contained operational shunting layout on an ironing board. I reckoned that if Ian could achieve a working model in less than 4ft x 9in I ought to be able to do the same on a 4ft x 2ft board.

Operation depends on a sector plate taking the place of a complex arrangement of off-stage pointwork leading to three routes - a short run-round loop gives access to three short sidings serving a textile mill, an engineering works and a longer siding which is modelled to suggest a truncated route going off-stage. The sector plate also connects to a 'kick-back' line which runs along the street at the rear of the scene to a concealed cassette allowing trains to be changed.

The length of the loop and sidings was carefully thought out. The sector plate holds an 0-4-0ST and three wagons, the loop and upper siding in the mill yard can hold a locomotive and four wagons. The lower headshunt can only hold a locomotive and two wagons. To shunt the long front siding means wagons have to be moved singly or in pairs. Because the 'slip' (actually two A5 turnouts overlaid on each other) is only one sided, wagons destined for the Leethams engineering factory siding have to be taken into the headshunt, then drawn into the long front siding and propelled back - assuming the headshunt is empty and the long siding has sufficient room.

Operationally the track layout allows for complex shuffling of wagons and there is further scope to develop a logical sequence of moves using a card system which would maximise the space and relieve some of the head-scratching experienced towards the end of a long show! In short, it is a 'shunting puzzle' and as such can absorb many hours of operation. »

"The original plan was to be able to set the model up on the kitchen table."

STEVE HOWE







Left: The 'stacked' nature of typical Pennine mill towns is quite evident here. Creating multi levels helps sustain visual interest in small layouts.

Below left: The less than salubrious back yards on Paradise Street.

Right: Longbottom's Mill, with its distinctive hexagonal chimney, is based quite closely on a prototype in Sowerby Bridge, although the original was never rail served. The Hudswell Clarke 0-4-0ST shunts three wagons out of the yard.

Below: Multiple levels and a theatre style setting capture the viewer watching Horsley Bank.



CONSTRUCTION

Track construction is entirely traditional with ply sleepers and rivets, steel rail and cosmetic chairs from C+L. All track is laid on cork supported by a 12mm MDF track base. At the time, MDF was flavour of the month for baseboards, but I would never use it again, even on such a small area as the board has warped slightly which has led to problems with the sector plate not lining up properly, despite the use of locating bolts.

Point operation, which is still an on going experiment, uses 3v motors with an integral 1:200 gearbox. These units are proving very versatile and can be acquired very cheaply from www.ecomponentsuk.co.uk

Point power is entirely separate from the main control using a 3v plug-in transformer, a device I have found very useful for a number of applications such as electro-magnets. Mine have variable fixed outputs from 1.5v to 9v and are a convenient way of getting a fixed low voltage supply without using a controller transformer.

STRUCTURES

I like to use the scribed card and watercolour method for my buildings, but in the interests of ever getting the layout >>



finished, I opted for embossed styrene sheets from Wills or Slaters. The Slaters 2mm scale coursed stone is actually quite a good match for the small brick-sized stone often used in West Yorkshire, in direct contrast to the massive hewn blocks used in retaining walls and bridge abutments.

At about the time I was making buildings for Horsley Bank, Geoff Taylor's techniques were being published and I followed his advice for achieving grimy Pennine stone walls - a base coat of buff - in my case I found Tamiya buff a good base to work on - followed by dark brown, matt black and Humbrol Gunmetal dabbed on with the fingers. I used a final wash of thinned matt black run down the courses to get a suitably grimy finish. Further weathering was carried out using ground chalk pastels applied with a tissue or dry brush.

The whole arrangement of buildings and structures is conceived as a 'stage set' which is why the viewing angles are deliberately restricted. If you start to pick the composition apart it soon

reveals its implausibility! But the overall effect tries to convey an illusion of the cramped nature of those small mill towns in the South Pennines.

The many examples of signwriting, typical of pre-war industrial areas, were mainly done on the computer in word processing or image editing software. The very characteristic black and white painted wall signs and the Bile Beans advert, which often draws comment and can still be seen in York, were done using waterslide decal paper which can be printed with a laser printer. In the case of the Bile Beans example, I took a photograph of the original before it was 'conserved', tidied it up in Photoshop and printed to scale at a high resolution. In this way the texture of the wall shows through giving a very authentic finish.

CONTROL

Control is via a hand-held Pictroller controller to make operation more versatile. Couplings are Dingham

couplers as they are more tolerant of curves than other types. Motive power is generally in the hands of two LYR 0-4-OSTs running on the excellent High Level Kits chassis developed specifically for the Hornby bodyshell. With 108:1 gearing and Mashima motors the reliability and slow running of these diminutive locomotives is superb.

I cannot speak highly enough of these kits and the excellent gearboxes that propel them and there are several High Level industrial locomotives at various stages of completion which will supplement the hard-working 'Pugs' in due course.

I am continuing to experiment and develop new ideas, and the Horsley theme has recently re-appeared in the guise of an Inglenook style shunting plank representing a corner of an urban goods yard called Horsley Lane Goods. Where will it go next? Options could be a gasworks, a colliery or a canal wharf... I hope to keep *Hornby Magazine* readers up to date in future issues. [Hornby](#)

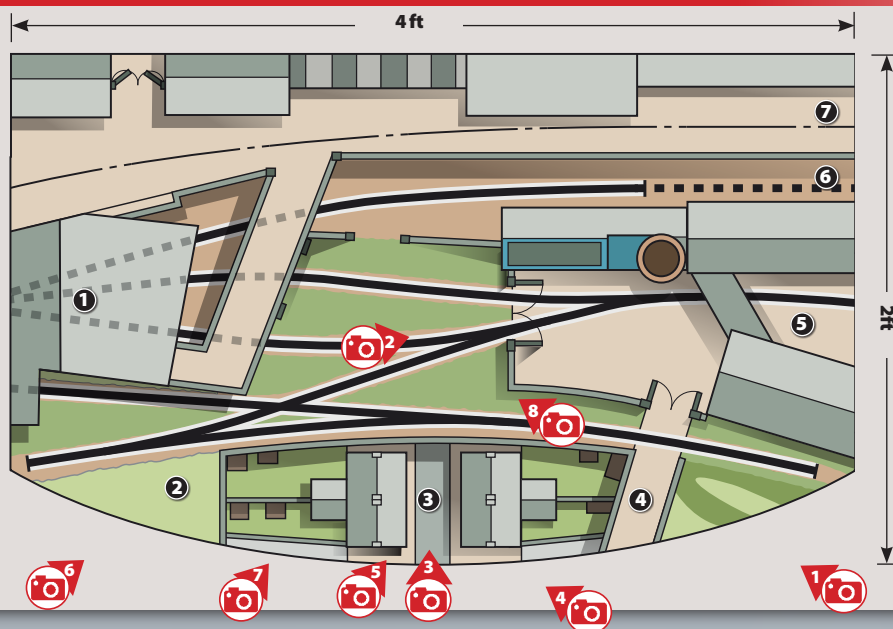


7 A LYR 'Pug' 0-4-OST shunts a brake van through the complex web of point work.



8 The railway holds great potential for shunting operations. Three locomotives potter around the yard as an electric tram passes above.

HORSLEY BANK TRACK DIAGRAM (Not to scale)



KEY

- ① Leethams engineering works concealing a sector plate
- ② Allotments
- ③ Paradise Street
- ④ Back Paradise Street
- ⑤ Longbottoms Mill
- ⑥ Train cassette
- ⑦ Street with tram track





Ellis Clark Trains
Unit 1 Toller Court
Shortbank Road
Skipton
North Yorkshire BD23 2HG



WANTED

Top prices paid for your collections
of model railways, diecast & tinplate

- ✓ Call, email or post a list
- ✓ All makes, gauges and ages considered
- ✓ British, Continental and American
- ✓ All gauges of kit/scratch built and live steam
- ✓ Diecast and tinplate cars, lorries, buses, planes, soldiers
- ✓ Happy to travel nationwide and view or collect
- ✓ Large collections a speciality
- ✓ Friendly and professional service



T 01756 701451
M 07799 554491
E ellis@ellisclarktrains.com
W ellisclarktrains.com

**BUY
ONLINE**
at our new
WEBSITE

EXCLUSIVE FIRST EDITIONS

Limited Editions with Endless Appeal

WESTERN SCOTTISH



28012
LEYLAND DMS 1 DOOR

FIRST CAPITAL CITY



20651
PLAXTON POINTER DART

LONDON COUNTRY NBC



31911
RML ROUTEMASTER

LONDON TRANSPORT



34112
AEC RT BUS

BRISTOL NBC



25213
BRISTOL RELL BUS

OXFORD BUS COMPANY CITYLINE



28829
LEYLAND TITAN

MIDLAND RED CHASERIDER



28013
DAIMLER DMS

BRITISH EUROPEAN AIRWAYS



31808
RMA ROUTEMASTER

PLYMOUTH CITY



26330
GUY ARAB II UTILITY

RIBBLE



38126
BRISTOL VRT

RAIL EXPRESS PARCELS



22914
BEDFORD TK BOXVAN

FIRST CAPITAL CITY



24906
REEVE BURGESS MINIBUS

GM BUSES ROCHDALE



28609
GM STANDARD/ATLANTEAN

SCOUT



27319
LEYLAND TD1

GREENSLADES



12124
HARRINGTON CAVALIER

Exclusive
First
Editions

To Find EFE Stockists or to Buy Direct Stop Off At
exclusivefirsteditions.com

Exclusive
First
Editions

Putting the **PASSENGER** **FIRST**

Changes to the railway network are often gradual, but Network SouthEast burst onto the scene in 1986, bringing with it a welcome 'can do' mentality that transformed the operation of commuter trains. **EVAN GREEN-HUGHES** explains.

In a classic London scene a pair of Network SouthEast 4-CEP EMUs pass Factory Junction forming a London Victoria-Ramsgate working on October 10 1996. *Brian Stephenson.*



Network SouthEast

30th ANNIVERSARY



The new Network SouthEast was quick to apply its branding, even if it couldn't repaint all of its trains overnight. At a redecorated Uckfield station Class 207 207001 displays the tri-colour NSE logo on its cab front on August 26 1988.
Gordon Edgar/Railphotoprints.co.uk.

COMMUTERS TRAVELLING in and out of London and to and from the major centres of population in the south faced a dreary journey in the early-1980s. Stations were decaying, rolling stock was run down and reliability was appalling. Passenger numbers had been in decline for some years and the system was desperately short of investment. This situation coincided with the then Conservative government's wish to see the railways reorganised into business sectors that could more easily manage their affairs and which would in turn enable the government to see just where their money was being spent.

In 1982 the London and South East business sector was formed with the direct instruction that subsidies were to be reduced. Unfortunately this was against a background of rising customer complaints and a media campaign that was turning the public against the railways. However areas to the north, south, west and east of London that were to form the new sector were successfully brought together under common management in a way that had never been attempted before.

With these foundations laid in 1985 Chris Green, formerly the general manager of Scotrail, was recruited to head the new sector. He had already transformed travel north of the border with a number of new initiatives that it was thought would be ideal for adoption further south so he duly took up his new post early in 1986. The plan was bold: rail services were to be upgraded to such an extent that they would generate additional passengers and the extra income gained would finance not only the improvements but provide the cash to satisfy the government's desire to reduce subsidies. It was a risky strategy but it had already worked in Scotland, where there had been a 25% increase in ridership.

REBRANDING

Central to the plans was the wish to relaunch the sector with an instantly recognisable brand, and the name Network SouthEast (NSE) was arrived at by marketing expert J Walter Thompson following a competition amongst firms interested in taking on the challenge of promoting the revamped business.

It was realised that the use of such a name would be pointless if there were not visible signs of change and as a result a 'big bang' launch was planned for June 1986 that would bring the railway to the attention of as many people as possible. Prior to the event an operation was set in motion to tackle common issues such as a lack of cleanliness and poor punctuality and this was enough to satisfy commuters that something was actually happening.

Following the success of Scotrail it was decided that Network SouthEast should be an instantly recognisable brand and so plans were put in hand for stations to be upgraded in new brighter colours, with fixtures such as lamp posts, seats and litter bins being picked out in NSE's new trademark red. Major stations received light-coloured tiling transforming them from dark dismal places to light and appealing places and a manual was produced which gave guidance to those designing the upgrade schemes so that there was commonality in the way that the works were carried out.

A recognisable brand was also required for the trains themselves and a new livery was worked out around the patriotic colours of red, white and blue. Initially two versions were planned but it was soon realised that the proposed predominantly white version intended for inner suburban services would be impractical and all trains were subsequently painted in the mainly blue version that was shortly to become so familiar. »

THE LAUNCH

On June 10 1986 a launch event was held at London Waterloo which came only four months after Chris Green had informed the press that there was to be an all-out campaign to improve the lot of the London commuter. Guests at the event were astounded to find the station transformed with white tiles reflecting the light streaming in from newly-cleaned glass. Shops had been modernised, barrier arrangements amended and everywhere there was evidence of the new NSE branding. After some speeches the 200 invited guests stood on the platform as two trains drew simultaneously into the platforms in the new livery, the first was a Class 455 Electric Multiple Unit (EMU), the second a Class 50 with a rake of Mk 2 coaches. Network SouthEast was live.

All the publicity in the world would have been useless if the management had not been able to deliver the improvements that had been planned. By this time, though, there was tangible progress on the ground; £10m had been spent on upgrades, a further 1,700 staff had been recruited including 26 heavy cleaning gangs tasked with sorting out and keeping up station cleanliness. A start had also been made on refurbishing many of the sector's coaches too. Every one of NSE's vehicles was to be upgraded with a fresh coat of paint, new moquette and an internal update, a process that took only three years to complete. More important procedures to ensure adequate train cleaning and maintenance were put into place that both improved the product on offer and also saved costs in the long term.

In the drive to extract the maximum amount of money from the assets being operated it was realised that in common with other commuter networks NSE had many trains laying idle during the day and that those that did run often did so almost empty. Initiatives such as the Capitalcard, free off-peak car parking and the introduction of cheap fares for accompanied children brought many onto the trains, with off-peak traffic rising



NSE invested massively in new rolling stock in the early 1990s with its Networker EMUs. On September 17 1996 465192 passes Wandsworth Road on a Victoria-Orpington service representing the new face of commuter travel for the 1990s. Brian Stephenson.

dramatically over the next few years.

The years from 1986-1990 are often referred to as the golden years of NSE. An improving economy drove peak usage upwards while off-peak travel also soared due to the initiatives that had been brought in. The government got its 38% reduction in subsidy but there was also enough money left over to increase investment by 70%. The plan had worked. Passengers were satisfied with the improved service and it looked as though NSE was going to be the model that would be the saviour of the railway system. By 1987 traffic had risen to such an extent that there was a shortage of coaches, even though extra capacity had been created on some units such as the CEPs by reducing the size of the guard's accommodation.

NEW TRAINS

Throughout the life of Network SouthEast a continuous programme of rolling stock building was under way. First came the Class 442 'Wessex Electrics' for the Bournemouth route, followed by the Class 319s for Bedford services and then the Class 321s for the West Coast and Great Eastern main lines.

More dramatic changes were coming too. Next, train construction went from traditional all-steel construction to aluminium, which offered a weight saving of as much as one quarter for each train, with the introduction of the Networker range.

The first Networker units used AC traction packages creating the Class 365 fleet which operated north of London on the East Coast Main Line to Peterborough as well as on services to Cambridge and Kings Lynn. The third-rail operated Class 465s and 466s for the Southern were built at a cost of £690m with a solid business case based on every 83 new vehicles replacing 100 of the old ones.

The diesel versions of the 'Networker' were the Class 165 and 166 for the Western Region which received the same positive reaction from the general public and again contributed to steadily-rising passenger numbers. For the West of England services Class 159s were obtained in preference to more '165s' because they were surplus to the needs of Regional Railways and were available. Their introduction ended the reign of the Class 50s, Class 47s and locomotive-hauled stock on the Waterloo-Exeter route.

By 1990 income had risen by a massive 47% in just four years, NSE was a quality product, customer satisfaction was high and subsidy had fallen to £92m a year. There were, however, dark clouds on the horizon as there was a crippling



London Waterloo displays the bright new red colour theme of NSE with the only hint of the old order being BR blue liveried Class 33/1 33101. This was the final week of 33/1 push-pull working with 33101 being at the head of the 10.10am service to Salisbury on May 13 1989. Brian Robbins/Railphotoprints.co.uk.

month-long rail strike in the September, followed by a recession that slashed employment in London by 20% during the next five years. Cuts followed, staff recruitment was frozen, services were reduced and investment curtailed.

NSE had committed itself to abolishing government subsidy but was now faced with a crisis not of its own making and that was not helped by an unsympathetic Westminster which insisted on retaining the pre-crisis targets. Some money was obtained by increasing the amount of retail sales space on stations and by bringing in some of the big players such as Marks & Spencer while further discounts were brought in for off-peak travel. An additional £4m was also raised by tackling fare evasion but inevitably ticket prices went up. The date for breaking even was put back to 1996 and the Government agreed an extra £800m to cover the difference over three years.

NEW HORIZON

Chris Green left NSE in 1992 for Inter City and was replaced by John Nelson who was faced with a double problem. The recently-elected Government of John Major had already announced that the railways were to be privatised and at a time when the country was in the depths of a deep recession. There were draconian cuts to the investment budget as the recession hit and no more new



A curious addition to the Network SouthEast route map was the BR operated 1½ mile Waterloo and City line. Cars S59-S74-S72-S76-S56 stand at Bank on February 15 1993. [Gordon Edgar/Railphotoprints.co.uk](http://GordonEdgar/Railphotoprints.co.uk)

trains or infrastructure developments were permitted. 1,479 staff were made redundant.

When privatisation came it did not allow for the whole of Network SouthEast to be retained as one unit. Instead smaller companies created round the divisions of NSE were sold off separately with the end for the complete organisation coming in April 1994. The management structure that had created arguably the biggest boom in railway operation since the Victorian era was quietly dismantled with individuals moving on to one or other of the new companies and within

a short space of time the NSE corporate image was also a thing of the past.

Network SouthEast was a vibrant brand that showed what could be done when the passenger was put first. With increased customer satisfaction and reducing subsidy it was certainly an outstanding success, and it was a pity that its headlong progress was brought to an end with the onset of the recession and later privatisation. For modellers the NSE period offers colourful stations and colourful liveries and as such the recent introduction of new models of NSE stock is sure to prove popular. 15mm

The Waterloo-Exeter route was famed for the use of locomotive hauled trains, and especially for the NSE Class 50s. In July 1990 50029 Renown passes Surbiton with an Exeter-Waterloo working in full Network SouthEast livery. [Brian Stephenson](http://BrianStephenson)



STAFF PROJECTS

Upscaling the facilities

STATISTICS

Title:	'O' gauge test track
Scale:	'O' gauge, 7mm scale
Length:	16ft
Width:	10ft (12ft max for depot area)
Track:	Peco code 124 bullhead
Control:	Analogue and digital
Period:	Anything goes!

THE ABILITY TO TEST NEW MODELS is an important part of what we do on *Hornby Magazine*. We need to understand how they work in the real world to give a fair assessment in our reviews. We've always had

access to test tracks for 'OO' and 'N' gauge with Topley Dale and Barrenthorpe being located in our offices, but there has been a growing need for us to develop a facility for 'O' gauge too.

Previously we have had to rely on outside support to fully test 'O' gauge locomotives by visiting clubs to use their layouts or limit ourselves to a basic temporary circuit of track which could only do so much. Times have changed and with a dramatic increase in the availability of ready-to-run 'O' gauge it was time to create a dedicated space to put models through their paces.

The biggest question though was where we could put it. We'd assessed the potential of a hanging layout supported from roof trusses, but the work involved and its location would have meant that it would see little use – as well as being a major engineering challenge. Space in the offices was limited too and in order to accommodate even a single-track circle with second radius curves would require a minimum of 8ft x 8ft – and that would offer little more than assembling a temporary circuit. We needed something better, and bigger, than that.

Then inspiration struck – what if we could build an 'O' gauge layout underneath Topley Dale creating a second deck dedicated to the larger scale? Would it be possible? Was there enough space – and just as importantly would we have



The *Hornby Magazine* team is always busy behind the scenes. This is what they've been up to.



MIKE WILD
With the modifications to Topley Dale complete and a complete move round of the test room done, our editor has been focused on building the 'O' gauge test track.



MARK CHIVERS
This month Mark discovered just how much Network SouthEast stock he has, having gathered together his collection for this issue's Train Formations feature.

The increase in ready-to-run 'O' gauge models has prompted a new development for the *Hornby Magazine* office – a test track for 7mm scale capable of handling locomotives big and small. **MIKE WILD** reveals how this project was conceived and the initial phases of construction.



With the first two boards in place under the goods yard of Topley Dale tracks were placed to get a feel for how the height would look. 9mm plywood provides the trackbed surface.



Above: All of the baseboards were built separately to pre-determined sizes using 9mm plywood for the surface and 69mm x 18mm planed timber for the frames. Legs are made from 44mm x 44mm timber.

Left: Clearly showing the new 'O' gauge layout's position underneath Topley Dale a Heljan 'Western' traverses the new inner main line. The wiring below the 'OO' layout is on the job list for adjustment and tidying.

enough space left for storage underneath too?

Recent changes to Topley Dale with the addition of the roundhouse scene has increased its overall length to fill the full length of the room which houses it, 16ft, but it is still an odd shape owing to the fact it was built to fit into an 11ft x 10ft dining room and around a fridge in one corner too. However, the addition of the depot scene presented a good opportunity to build a second level below, not least because Topley Dale is mounted on straight legs supporting each end of the main baseboards. These could be modified to lower the height of the upper brace to host a new set of low level baseboards underneath the 'OO' layout. >>

REMODELLING

It was all very promising and while talking to one of our contributors on the phone and taking my usual wander around the office while doing so, another idea spawned. Turning Topley Dale round through 180 degrees would create a better space for the 'O' gauge lower deck and give much better presentation to the room too as the smart side of Topley Dale would be on show instead of the scruffy back of the layout. We'd also gain a walkway at the entrance to the room making this all a practical, if challenging, prospect.

One of the most difficult aspects was getting the height right. The viaduct scene on Topley Dale drops 6in below the main baseboards and this provided a restriction for the maximum height of the second level which had to give at least 5in of clearance to allow 'O' gauge rolling stock to comfortably pass beneath. However, we also had a set of stock drawers which stood 26in above the ground which needed to be accommodated in the room. This meant that the lowest that the baseboard surface could be would be 26½in (to allow for a ½in frame to support the boards on top of the drawers) but to achieve this meant modifying the

A number of obstacles lay in the path of the 'O' gauge layout working around the unusual footprint of Topley Dale. Nothing that couldn't be overcome though.



Checking clearances underneath the viaduct board where vertical space is at a premium.



Putting the two layouts into context, an 'O2' passes the signalbox at the level crossing on Topley Dale with an 'O' gauge '33' posed below on the new baseboards.



supporting structure under the viaduct. This was simple and involved taking out the cross braces which were made from 69mm x 18mm planed timber and replacing them with 44mm x 18mm timber with the larger side against the base of the viaduct bottom to minimise their intrusion to the new layout below.

THE PLAN

Having established the space and having a footprint of 16ft x 10ft available we could now start deciding what we wanted to achieve – and then discover how much of that would be possible in the space available.

Moving to a new scale is full of new challenges. Learning new track geometry, finding out how

Fitting DCC Concepts alignment dowels



For the removable baseboard we opted to use DCC Concepts alignment dowels. The first step was to cut two matching size panels of 18mm MDF to create an alignment surface.



These were then screwed together in perfect alignment prior to drilling. This means there is no chance of the wood moving during drilling.

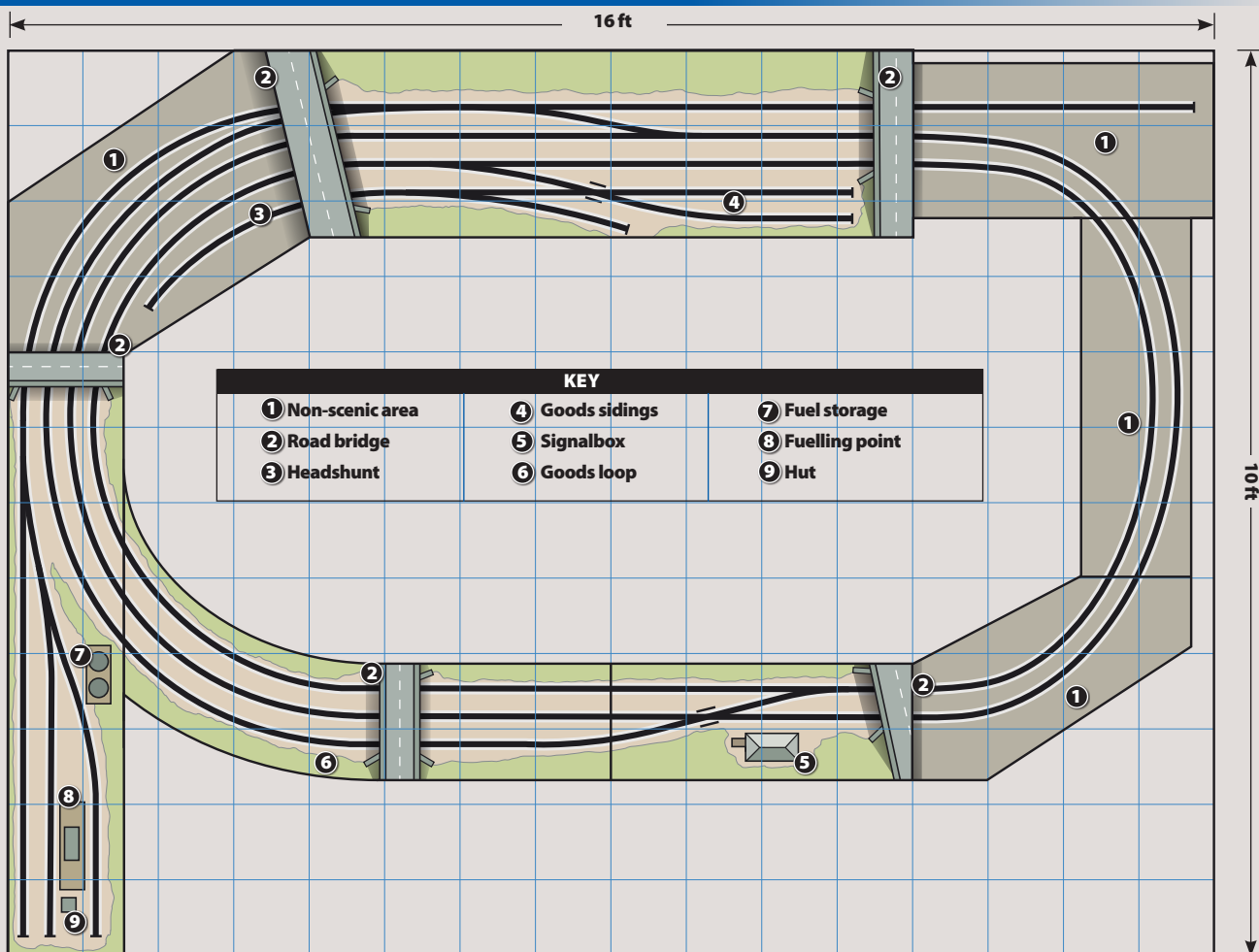


Three drills are needed – a 2.5mm wood drill, 13mm flat and a 19mm flat drill.



First a 2.5mm pilot hole is drilled through the two pieces of MDF while they are still screwed together. This will guide the larger drills and ensure everything lines up.

'O' GAUGE PROJECT TRACK DIAGRAM (NOT TO SCALE)



long points are and discovering what can and can't be done are all exciting and vital before track is laid. The basic plan called for a double-track main line with the inner circuit using second radius 'O' gauge track and the outer circuit the equivalent of third radius. The inner would be laid with sectional track to ensure a consistent curve which could then be followed for the outer main line. Both circuits had to be operational with either analogue or digital control to give the

test facility maximum value and we also wanted to include a number of points to further test locomotives and rolling stock. The target was to include standard left and right, large curve and at least one double slip to test locomotives against a comprehensive range of points.

However, it isn't just to be a test track. We want to create scenic areas for photography and filming on the new layout so three scenes have currently been devised. The first is a

double-track section with pointwork for a goods loop and crossover. This will have simple scenery with a road bridge at each end of the 7ft long straight section and a signalbox to 'control' movements through the points. The goods loop will also give us space to store an extra train while the crossover will allow this to be swapped between the two circuits.

The second scenic section will be at the back running along the rear wall of the room. This >>



Next the 19mm flat drill was used to drill down 3mm for the face of the dowel followed by the 13mm flat drill to create a deep hole to support the back of the dowel. The process is repeated on both panels working on the inner faces.



The dowels are then pushed into place with a spot of PVA glue on the back to secure them in position.



The other half of the dowel is then pressed into lower panel prior to them being fitted to the layout. Once complete they give very accurate alignment without the need for adjustment of baseboard positions.



Mocking up track arrangements on the new baseboards gave new ideas and showed where our original plans wouldn't work.

A busy arrangement is planned here to fit in access to the diesel depot and three tracks for the main lines.



features two 4ft x 2ft 6in baseboards which will host the double-track main line and a set of sidings, possibly entering a warehouse to allow further testing of small shunting locomotives under typical layout conditions. Stone retaining walls are in mind to form the backdrop to the railway here with bridges at both ends to act as scenic breaks. There will also be a second junction which will connect to the goods loop as well as creating an access point to the third scenic section.

The final scenic area will be a small diesel fuelling point with the three tracks of the main line and passing loop passing on a curve. Another bridge will form the scenic break to this area which will lead, potentially, into another stone walled cutting. The fuelling point will have three roads and space for up to six locomotives creating a further visual feature of the layout whilst also reducing the need for handling of locomotives once they are on the track.

Of course, not all this will be built straightaway: the 'O' gauge project is seen as a long term model. We'll complete one area first – most likely the passing loop with signalbox – and then move on to develop other areas as time allows. All will be featured in future issues of *Hornby Magazine*.

CONSTRUCTION BEGINS

With the plan established work commenced on construction. The first stage was the turning of Topley Dale and repositioning of the upper leg braces to suit the 26 $\frac{1}{2}$ in deck height of the second level. At the same time we also added an extension board into the roundhouse scene to set it against the wall of the room with an extra 11in board being inserted between the main 'OO' layout and the roundhouse board. This increased the space below to the maximum possible for the 'O' gauge model.

In total there are 11 baseboards for the 'O' gauge layout, all of which were built over a period of four separate afternoon work sessions. They employ 9mm plywood for their surface and 69mm x 18mm timber for the framework. Legs, where required, are assembled from 44mm x 44mm timber braced with 69mm x 18mm timber. It all adds up to a strong and rigid support structure.

The tricky part was fitting all the baseboards underneath Topley Dale and after each board was completed it was taken into the test room and fitted in place prior to the next one being built.

Once the last of the boards were in situ the basics of the trackplan were mocked up on the new surfaces checking that everything we wanted would fit. Modifications followed to ensure that this layout can do everything we want it to and there are still further revisions to be made.

The main line circuits worked out as planned

though and the inner circuit was first to be laid. For underlay we opted for Woodland Scenics' Track Bed system which consists of 5mm thick foam underlay available as pre-cut straight sections or 24ft rolls which can be flexed for curves to create a quiet base on which the trains can run. The underlay was glued to the baseboard surface using PVA having marked the position of the track first. Underlay for the curves was laid by cutting the flexible foam strip in half and working in 3ft long sections as per the manufacturer's instructions.

Track laying was next, but the combination of 5mm foam underlay and the 5mm depth of the Peco code 124 bullhead rail track sleepers presented a new problem – our usual track pins were only 10mm long and wouldn't grip the baseboard! We needed longer pins and the solution came with a quick trip to Screwfix to purchase a large bag of 15mm long 1mm diameter veneer pins which provided the perfect means of securing the track.

Soon we had the complete inner circuit laid and ready for the first test trains using a basic two wire connection. A locomotive was sent round solo first to ensure all was well followed by a short goods train. Further tests saw a number of locomotives run around the layout – large and small – and tests with both analogue and digital controllers to ensure that everything worked as planned.



Woodland Scenics Track-Bed foam underlay has been used for sound deadening and to create a realistic ballast shoulder where required. It is available on a 24ft roll and in pre-cut straight sections.



Developing the removable baseboard required careful planning and adjustment to ensure everything would work as planned. In the end it was cut from a 4ft x 4ft piece of 9mm plywood and framework assembled underneath. DCC Concepts alignment dowels bring it into place accurately every time (see panel).


NEXT STEPS

The 'O' gauge project is still very much in the early stages of development and we have a lot more track to lay, as you can see from the trackplan. The main focus right now is to establish the double-track main line – sidings, depots and loops will all follow in the fullness of time as we continue to develop the layout. We'll also start work on full wiring for the layout – rather than the current improvised fittings and install track breaks at each baseboard joint to allow the baseboards to be removed should they need to be.

Keep watching Staff Projects for more updates on this project as well as the 'OO' and 'N' gauge layouts that are on our roster... [Hornby](#)



The Track-Bed foam is glued in place with PVA glue. The glue is beaded onto the back, left to go off for five minutes then pressed in place.



FARNLEY

THOUGHT I'D SEND you a few photographs of my layout. It's a fictional location and I built it 16 years ago. Farnley is 8ft wide and 23ft long. I like to run pretty much anything from privatisation onwards, but as you can see, anything goes. Every now and again a steam special is run.

All the track is Hornby. I use a HM2000 controller in the diesel yard and a HM4000 on the main line – both analogue. All the buildings are from Hornby Skaledale or Bachmann Scenecraft. I built an oval shape to the layout as I'm one of those people who likes to run long trains continuously. I'm happy with the way it looks apart from the station area – which I will be modifying in the summer.

Andrew Ray, Stafford.



Thomas in Canada

This Thomas the Tank Engine theme layout has recently won the 'Best Fun' layout and was rated as the third best scale layout in the largest train show in Canada. The layout was third out of 40 layouts at the Calgary Supertrain show attended by 12,000 people from all over western Canada in April.

The layout features several of the kits you have given away in *Hornby Magazine* over the years, many of which have been modified into other buildings. The trains are all from the Hornby Thomas the Tank Engine range and have provided great entertainment for the visiting public at the Calgary Supertrain show.

Ian Mears, Calgary, Canada.




Bathwaite, Plimton and Wellingdale

This is my take on a layout covering many aspects of Yorkshire. It is still very much a work in progress and I'm now in the process of final ballasting, fine-tuning the scenery and completing many of the building kits I have purchased. After that I will be moving on to weather the locomotives and rolling stock and the installation of 48 point motors.

It is predominantly London and North Eastern Railway (LNER), but with a nod to London Midland & Scottish Railway (LMS). It is set in the 'Big Four' era and covers a variety of rural and industrial scenes.

I have been fortunate enough to visit Yorkshire many times so have a good idea of what the area looks like, however, forgiveness



is asked for where I'm well 'off track'.

Nothing is intended to be exactly prototypical, but I hope to give a general idea to my local friends of what this great area looks like.

The layout is not named but I've adapted some New Zealand town names with a 'suffix' that hopefully gives a Northern feel including Plimton (I grew up in Plimmerton, New Zealand), Wellingdale (again a blend of our capital plus the add on of 'dale') and my main station will become Batton or Bathwaite, a corruption of Batley which was served by the LNER and LMS.

Graeme Leary, New Zealand.

SHOW GUIDE

Welcome to the *Hornby Magazine* Show Guide – your guide to the exhibitions that are taking place throughout the country every weekend. This listing is a guide to events planned by model railway clubs and societies, and is updated each issue. Entries marked in blue are new shows to the listing. We recommend checking the society website or using the contact details provided to check a show or event is on before travelling. All information is provided in good faith, and *Hornby Magazine* cannot be held responsible for any changes that may take place following publication.

JUNE

11 7MM NARROW GAUGE ASSOCIATION EXHIBITION

Hosts: 7mm Narrow Gauge Association
Location: Town Hall, King Edward Place, Burton upon Trent, Staffordshire DE14 2EB
Times: 10.30am-4.30pm
Prices: Adults £5, members £3, partners and accompanied children free
Website: www.7mmnga.org.uk
Contact: 01332 441326
Features: 15 layouts, trade support, demonstrations and refreshments.

11 ALWINGTON MODEL RAILWAY SHOW

Hosts: Alwington Village Hall Committee
Location: Alwington Village Hall, Fairy Cross, Bideford, Devon EX39 5DD
Times: 10am-4pm
Prices: Adults £2, children £1, family £5
Contact: 01237 452479
Features: Layouts, trade support, demonstrations, displays, live steam, miniature traction engines, refreshments, parking and disabled access.

11 FELIXSTOWE 'N' GAUGE MODEL RAILWAY SHOW

Hosts: Felixstowe Area 'N' Gauge Model Railway Group
Location: Trinity Methodist Church, Orwell Road, Felixstowe, Suffolk IP11 7AN
Times: 10am-4.30pm
Prices: Adults £3, accompanied children free
Website: www.felixstowengauge.org.uk
Contact: 01349 277211
Features: Ten layouts, trade support, demonstrations, refreshments and disabled access.

11 HEYWOOD MODEL RAILWAY GROUP OPEN DAY

Hosts: Heywood Model Railway Group
Location: Club Rooms, Unit 3, Park Works, River Street, Heywood, Lancashire OL10 4AB
Times: 10am-4pm
Prices: Free (donations welcome)
Website: www.hmrg.co.uk
Features: Club layouts, refreshments and parking.

11 KNOWL HILL MODEL RAILWAY EXHIBITION

Hosts: Marlow, Maidenhead and District Model Railway Club
Location: Knowl Hill Village Hall, Bath Road, Knowl Hill, Reading RG10 9XB
Times: 10am-5pm
Prices: Adults £4, children £2, family £10
Website: www.mmdmrc.org.uk
Features: Layouts, trade support, displays, demonstrations and refreshments.

11 PLYMOUTH MODEL RAILWAY EXHIBITION

Hosts: Plymouth and South East Cornwall Model Railway Club
Location: Abbey Hall, Royal Parade, Plymouth PL1 2AD
Times: 10am-4pm
Prices: Adults £3, children £1.50, family (2+2) £8
Website: www.plymouthmrc.co.uk
Features: Layouts, trade support, demonstrations, refreshments and disabled access.

11 SOUTHAMPTON MODEL RAILWAY SOCIETY OPEN DAY

Hosts: Southampton Model Railway Society
Location: Unit 1B, Kemps Quay Industrial Park, Quayside Road, Southampton SO18 1BZ
Times: 11am-4pm
Prices: Free
Website: www.southamptonmodelrailwaysociety.wordpress.com
Contact: 01489 799809

Features: Club layouts, static exhibits and club members on hand.

11 TVNAM 2016 SHOW

Hosts: Trent Valley North American Modellers
Location: Armitage with Handsacre Village Hall, Shropshire Brook Road, Armitage, Staffordshire WS15 4UZ
Times: 10am-4pm
Prices: Admission £6
Website: www.tvnam.co.uk
Contact: 07850 017222
Features: 15 North American themed layouts, trade support, refreshments, parking and disabled access.

11 TRAINS AT TRINITY

Hosts: Trinity Methodist Church
Location: Trinity Methodist Church, Shortmead Street, Biggleswade, Bedfordshire SG18 0AP
Times: 10.30am-4.30pm
Prices: Adults £4, concessions £3, accompanied children free
Contact: 01767 222329
Features: Layouts, trade support, displays, refreshments, parking and disabled access.

11/12 CHATHAM SHOW

Hosts: Chatham and District Model Railway Club
Location: Medway Park Leisure Centre, Mill Road, Gillingham, Kent ME7 1HF
Times: Sat 10am-5pm, Sun 10am-4pm
Prices: Adults £8, accompanied children free
Website: www.chathamshow.co.uk
Contact: 07552 777718
Features: More than 30 layouts, trade support, demos, societies, refreshments and parking.

11/12 EXHIBITION OF COAL CARRYING MODEL RAILWAYS

Hosts: North of England Institute of Mining and Mechanical Engineers (NEIMME)
Location: NEIMME, Neville Hall, Westgate Road, Newcastle-upon-Tyne NE1 1SE
Times: Sat 10am-5pm, Sun 10am-4pm
Prices: Free
Contact: 0191 232 2201
Features: Layouts and displays.

11/12 PEAK MODEL RAILWAY EXHIBITION

Hosts: Chesterfield Railway Modellers
Location: Agricultural Business Centre, Agricultural Way, Bakewell, Derbyshire DE45 1AH
Times: Sat 10am-5pm, Sun 10am-5pm
Prices: Adults £5, concessions £4, family £12
Website: www.chesterfieldrailwaymodellers.co.uk
Contact: 01246 271099
Features: 15 layouts, trade support, refreshments, parking and disabled access.

11/12 SHEPTON AND DISTRICT MODEL RAILWAY SOCIETY EXHIBITION

Hosts: Shepton and District Model Railway Society
Location: Doulting Village Hall, Chelynych Park, Doulting, Nr Shepton Mallet, Somerset BA4 4PL
Times: Sat 10.30am-4.30pm, Sun 10am-4pm
Prices: Adults £4, 12-16yrs £2, accompanied children under 12 free
Contact: 01761 232950
Features: Layouts, trade support, societies, refreshments, parking and disabled access.

11/12 TAUNTON MODEL RAILWAY GROUP - OPEN DAYS

Hosts: Taunton Model Railway Group
Location: Platform One, Bishops Lydeard Station, West Somerset Railway TA4 3RU
Times: Sat 10.30am-4.30pm, Sun 10.30am-4.30pm
Prices: Adults £1.50, children 75p
Website: www.bathgreenpark.co.uk
Contact: 01984 639509
Features: Tamerig and Bath Green Park layouts in operation.

12 CORBY AND DISTRICT MODEL RAILWAY SOCIETY EXHIBITION

Host: Corby and District Model Railway Society
Location: Wilbarston Village Hall, Carlton Road, Wilbarston, Market Harborough, Leicestershire LE16 8QD
Times: 10am-4pm
Prices: Adults £4, concessions £3, children £2, family (2+2) £10
Website: www.cdmsr.co.uk
Features: Layouts, trade support, demonstrations and refreshments.

18 OXTED MODEL RAILWAY EXHIBITION

Hosts: Dakota Dibben
Location: Oxted Community Hall, Church Lane, Oxted, Surrey RH8 9NB
Times: 10am-4.30pm
Prices: Adults £5, children £2, family £12
Contact: info@dakotadibben.co.uk
Features: Layouts and trade support.

DON'T MISS...

17-19 GREAT CENTRAL RAILWAY MODEL EVENT

Hosts: Great Central Railway and Soar Valley MRC
Location: Quorn and Woodhouse Station (main venue), Woodhouse Road, Quorn, Leicestershire LE12 8AG
Times: Fri 10am-5pm, Sat 10am-5pm, Sun 10am-4pm
Prices: One day tickets: Adults £18, children £10. Other ticket options available.
Website: www.gcrailway.co.uk
Features: Sponsored by *Hornby Magazine*, *Railways Illustrated* and *Steam Days*. More than 60 layouts, trade support, demonstrations, displays, locomotive and carriage shed tours, railwayana, refreshments and parking. Sponsored by *Hornby Magazine*, *Railways Illustrated* and *Steam Days*. All-inclusive ticket covers unlimited travel on the heritage railway all day.

18/19 BOWES MODEL RAILWAY CLUB OPEN WEEKEND

Hosts: Bowes Model Railway Club
Location: Bowes Railway, Springwell Village, Gateshead NE9 7QJ
Times: Sat 10am-4pm, Sun 10am-4pm
Prices: Adults £4, children £2, family (2+2) £10
Contact: 07779 380042
Features: Layouts, trade support, outdoor funfair, locomotive in steam, refreshments and parking.

18/19 GAINSBOROUGH MODEL RAILWAY SOCIETY - OPEN DAYS

Hosts: Gainsborough Model Railway Society
Location: Florence Terrace, Gainsborough, Lincolnshire DN21 1BE
Times: Sat 1.30pm-6pm, Sun 1.30pm-6pm
Prices: Adults £4, concessions £3, children £3, family (2+2) £10
Website: www.gainsboroughmodelrailway.co.uk
Contact: 01427 615871
Features: Showcasing the LNER in the heyday of steam, featuring dozens of 'O' gauge trains on the club's extensive East Coast layout.

18/19 MIDDLETON MODEL RAILWAY EXHIBITION

Hosts: Middleton Railway Trust
Location: Middleton Railway, The Station, Moor Road, Hunslet, Leeds LS10 2JQ
Times: Sat 10am-5pm, Sun 10am-5pm
Prices: Adults £4 (£7), children £2 (£3), family £10 (£18)
 *prices in brackets include unlimited train rides
Website: www.middletonrailway.org.uk

Contact: 01274 613687
Features: Ten layouts, trade support, refreshments and disabled access. 'Driver for a fiver' opportunities on resident Middleton Railway locomotive.

18/19 NEW MILLS MODEL RAILWAY EXHIBITION

Hosts: New Mills and District Railway Modellers
Location: New Mills Town Hall, New Mills, High Peak, Derbyshire SK22 4AT
Times: Sat 10am-4.30pm, Sun 10am-4.30pm
Prices: Adults £3, children £1
Website: www.nmdrm.co.uk
Contact: 01663 740828
Features: Layouts, trade support, displays, societies, refreshments and disabled access.

19 A WORLD OF TRI-ANG TOYS AND TRAINS

Hosts: Bob Leggett
Location: Perins School, Pound Hill, Alresford SO24 9BS
Times: 10.30am-4.30pm
Prices: Adults £3, accompanied children free
Contact: 07836 734311
Features: Static and operating displays, trade support and refreshments

19 CHICHESTER STEAM ON SUNDAY OPEN AFTERNOON

Hosts: Chichester and District Society of Model Engineers
Location: Blackberry Lane, off Bognor Road, Chichester, West Sussex PO19 7FS
Times: 2pm-5pm
Prices: Admission to site FREE, train tickets £1 each
Website: www.cdsmc.co.uk
Contact: 07954 051594
Features: Train rides, model railway layout and refreshments.

19 WALLINGFORD MODEL RAILWAY EXHIBITION

Hosts: Dakota Dibben
Location: Wallingford School, St George's Road, Wallingford, Oxfordshire OX10 8HH
Times: 10am-4.30pm
Prices: Adults £5, children £2, family (2+2) £12
Contact: 07595 255150
Features: Layouts, trade support and parking.

25 BRAINTREE MODEL RAILWAY EXHIBITION

Hosts: Braintree and Halstead Model Railway Club
Location: Bocking Arts Theatre, Braintree, Essex CM7 9AE
Times: 10am-4pm
Prices: Adults £4, children £2, family £10
Website: www.braintree-halsteadmrc.co.uk
Contact: 07711 863454
Features: 18 layouts, trade support, demonstrations, societies, refreshments and disabled access.

25 IPSWICH TRANSPORT AND MODEL FESTIVAL

Hosts: Ipswich Transport Museum/Ipswich Railway Modellers Association (IRMA) / Ipswich Model Engineering Society (IMES)
Location: Ipswich Transport Museum, Cobham Road, Ipswich IP3 9JD
Times: 10am-4pm
Prices: Adults £9.50, accompanied children £1
Website: www.ipswichtransportmuseum.co.uk
Features: Layouts, trade support, displays, steam rides, vintage buses, refreshments and disabled access. Multi-venue event with free bus link between transport museum, IRMA and IMES premises.

25 MINSTEAD MODEL RAILWAY EXHIBITION

Hosts: AAR Models
Location: Minstead Village Hall, Nr Lyndhurst, Southampton, Hampshire SO43 7FX
Times: 10am-4.30pm
Prices: Adults £4, children £3, family (2+2) £11
Contact: 02380332609
Features: Layouts, trade support, refreshments, parking and disabled access.

25 ST AUSTELL MODEL RAILWAY CLUB CHARITY OPEN DAY

Hosts: St Austell Model Railway Club
Location: Sembal House Community Centre, West Hill, St Austell, Cornwall PL25 5ET
Times: 10am-4pm
Prices: Adults £2, accompanied children £1, family £5
Contact: 01726 338173
Features: Club layouts. Proceeds to local charity.

25/26 PERTH MODEL RAILWAY EXHIBITION

Hosts: Perth Model Railway Club
Location: Dewars Centre, Glover Street, Perth PH2 0TH
Times: Sat 10am-5.30pm, Sun 10am-5pm
Prices: Adults £6, children £3, family (2+2) £15
Website: www.perthmrc.com
Contact: 07588 754959
Features: 43 layouts, trade support, demonstrations, societies, seminars, refreshments, parking and disabled access.

25/26 SOMERSET AND DORSET RAILWAY REMEMBERED

Hosts: Somerset and Dorset Railway Footplate Association
Location: Function Room, Bath City Football Club, Twerton Park, Bath BA2 1DB
Times: Sat 10.30am-5pm, Sun 10.30am-5pm
Prices: TBA
Contact: 01761 470029/07751 030193
Features: Taunton Model Railway Group's 'OO' gauge Bath Green Park, railwayana displays, trade support, refreshments and parking.

JULY

1/2 WRENBURY AND DISTRICT MODEL RAILWAY CLUB OPEN DAYS

Hosts: Wrenbury and District Model Railway Club
Location: Village Hall, Cholmondeley Road, Wrenbury, Cheshire CW5 8HG
Times: Fri 7.30pm-9.30pm, Sat 10am-4.30pm
Prices: Free
Website: wrenburymodelrailwayclub.btcc.co.uk
Contact: 01270 781113
Features: Club layouts, club sales and refreshments.

2 BEACONSFIELD MODEL RAILWAY EXHIBITION

Hosts: Beaconsfield and District Model Railway Club
Location: The Beaconsfield School, Wattleton Road, Beaconsfield, Buckinghamshire HP9 1SJ
Times: 10.30am-5pm
Prices: Adults £5, children £2.50
Website: www.beaconsfieldmrc.org
Contact: 01753 643724
Features: 16 layouts, trade support, refreshments and parking.

2/3 2016 FESTIVAL OF MODEL TRAMWAYS

Hosts: Manchester Museum of Transport
Location: Museum of Transport, Boyle Street, Cheetham Hill, Manchester M8 8UW
Times: Sat 10am-5pm, Sun 10am-5pm
Prices: Adults £7.50, concessions £6.50
Website: www.tramwayinfo.com/festival
Contact: 0208 948 0721
Features: 24 model tramways, trade support, displays and demonstrations. Heritage bus operating between venue and Manchester Victoria railway station.

2/3 BASILDON MODEL RAILWAY CLUB EXHIBITION

Hosts: Basildon Model Railway Club
Location: James Hornsby School, Leinster Road, Laindon, Basildon SS15 5NX
Times: Sat 10am-5pm, Sun 10am-4pm
Prices: Adults £5, concessions £3, children £2, family (2+2) £12
Contact: 01268 411603
Features: Layouts, trade support, refreshments and parking.

2/3 EXETER MODEL RAILWAY EXHIBITION

Hosts: EXE Model Railway Society
Location: The Matford Centre, Matford Road, Marsh Barton, Exeter EX2 8FD
Times: Sat 10am-5.30pm, Sun 10am-4pm
Prices: Adults £6.50, concessions £6, accompanied children free
Website: www.exemrs.co.uk
Contact: 01392 421906
Features: Layouts, trade support, refreshments, parking and disabled access.

3 LEWES MODEL RAILWAY EXHIBITION

Hosts: Dakota Dibben
Location: Priory School, Lewes, East Sussex BN7 2XN
Times: 10am-4.30pm
Prices: Adults £5, children £2, family £12
Contact: info@dakotadibben.co.uk
Features: Layouts and trade support.

3 WHITWELL MODEL RAILWAY CLUB SHOW

Hosts: Whitwell Model Railway Club
Location: The Marquee, Whitwell and Reepham Railway, Reepham, Norwich, Norfolk NR10 4GA
Times: 11am-4pm
Prices: Admission £1
Website: www.whitmodel.webs.com
Contact: 01603 871694
Features: Layouts, trade support and societies. Steam train rides (fare payable) on the Whitwell and Reepham railway.

9 ALVECHURCH MODEL RAILWAY EXHIBITION

Hosts: St Laurence Church
Location: St Laurence Church, School Lane, Alvehurch B48 7SB
Times: 10.30am-4pm
Prices: Adults £2.50, children £1
Contact: 07857 513061
Features: Ten layouts, trade support, demonstrations and refreshments.

9 HEYWOOD MODEL RAILWAY GROUP OPEN DAY

Hosts: Heywood Model Railway Group
Location: Club Rooms, Unit 3, Park Works, River Street, Heywood, Lancashire OL10 4AB
Times: 10am-4pm
Prices: Free (donations welcome)
Website: www.hmrg.co.uk
Features: Club layouts, refreshments and parking.

9 HODDESDON MODEL RAILWAY EXHIBITION

Hosts: Sheredes School Association
Location: Sheredes School, Cock Lane, Hoddesdon, Hertfordshire EN11 8JY
Times: 10.30am-4.30pm
Prices: Adults £4.50, concessions £3, family (2+2) £12
Contact: 07866 641215
Features: 25 layouts, trade support, refreshments and parking.

10 SEVENOAKS MODEL RAILWAY SHOW

Hosts: The London Theatre
Location: Sevenoaks Primary School, Bradbourne Park Road, Sevenoaks TN13 3LB
Times: 10am-4pm
Prices: Adults £6 (£5), concessions £5 (£3), children £5 (£3), family £15 (£12) – advance ticket prices in brackets
Website: www.modelrailwayexhibition.com
Contact: 0208 694 1888
Features: 15 layouts, trade support, refreshments and parking.

10 PENARTH MODEL RAILWAY EXHIBITION

Hosts: Barry and Penarth Model Railway Club
Location: Paget Rooms, Victoria Road, Penarth CF64 3EG
Times: 11am-4.30pm
Prices: Adults £3, children £2
Contact: BPMRC@outlook.com
Features: Layouts, trade support and refreshments.

16 FRINTON-ON-SEA MODEL RAILWAY EXHIBITION

Hosts: Dakota Dibben
Location: St Mary's Parish Church, Old Road, Frinton-on-Sea, Essex CO13 9BX
Times: 10am-4.30pm
Prices: Adults £5, children £2, family £12
Contact: info@dakotadibben.co.uk
Features: Layouts and trade support.

16 MARCH AND DISTRICT MODEL RAILWAY CLUB EXHIBITION

Hosts: March and District MRC/Whittlesey Scouts
Location: Whittlesey Scout Hut, Inham Road, Whittlesey, Cambridgeshire PE7 1TT
Times: 10am-4pm
Prices: Admission £2
Website: www.mdmrc.co.uk
Features: Eight layouts, trade support, refreshments, parking and disabled access.

16 WEST CAMEL MODEL RAILWAY SOCIETY OPEN DAY

Hosts: West Camel Model Railway Society
Location: Davis Hall, West Camel, Somerset BA22 7QX
Times: 10am-3.30pm
Prices: Adults £2, 11-16yrs £1, children under 11yrs free
Contact: igoose261@btinternet.com
Features: Club and member's layouts, trade support, refreshments, parking and disabled access.

17 CHICHESTER STEAM ON SUNDAY OPEN AFTERNOON
Hosts: Chichester and District Society of Model Engineers
Location: Blackberry Lane, off Bognor Road, Chichester, West Sussex PO19 7FS
Times: 2pm-5pm
Prices: Admission to site FREE, train tickets £1 each
Website: www.cdsme.co.uk
Contact: 07954 051594
Features: Train rides, model railway layout and refreshments.

17 GAINSBOROUGH MODEL RAILWAY SOCIETY – OPEN DAY
Hosts: Gainsborough Model Railway Society
Location: Florence Terrace, Gainsborough, Lincolnshire DN21 1BE
Times: Sun 1.30pm-6pm
Prices: Adults £4, concessions £3, children £3, family (2+2) £10
Website: www.gainsboroughmodelrailway.co.uk
Contact: 01427 615871
Features: Showcasing the LNER in the heyday of steam, featuring dozens of O' gauge trains on the club's extensive East Coast layout.

23 ENGLISH RIVIERA MODEL RAILWAY EXHIBITION
Hosts: Dakota Dibben
Location: Churston Ferrers Grammar School, Greenway Road, Brixham, Devon TQ5 0LN
Times: 10am-4.30pm
Prices: Adults £5, children £2, family £12
Contact: info@dakotadibben.co.uk
Features: Layouts and trade support.

23 PEVENSEY BAY MODEL RAILWAY CLUB EXHIBITION
Hosts: Pevensey Bay Model Railway Club
Location: Pevensey Memorial Hall, Church Lane, Pevensey, East Sussex BN24 5LA
Times: 10am-4.30pm
Prices: Adults £4, children £2, family (2+2) £10
Contact: 01323 763590
Features: 14 layouts, trade support, demonstrations, refreshments and disabled access.

16 TOY AND MODEL TRAIN SHOW
Hosts: Sussex Vintage Model Railway Collectors
Location: Knogle Hall, Knogle Road, Preston Park, Brighton BN1 6RB
Times: 10am-4.30pm
Prices: Adults £3.50, concessions £3.25, accompanied children free
Website: www.sussex-transport.co.uk/svmrc
Contact: 01256 350764
Features: Vintage layouts, trade support and refreshments.

23 TWICKENHAM AND DISTRICT MODEL RAILWAY CLUB OPEN DAY
Hosts: Twickenham and District Model Railway Club
Location: Kerswell Hall, Wills Crescent, Hounslow TW3 2JF
Times: 10am-4.30pm
Prices: Free
Website: www.tdmrc.org.uk
Features: Club layouts, members and test tracks.

23/24 COLWYN MODEL RAILWAY CLUB EXHIBITION
Hosts: Colwyn Model Railway Club
Location: Craig y Don Community Centre, Queen's Road, Craig y Don, Llandudno LL30 1TF
Times: Sat 10am-4pm, Sun 10am-4pm
Prices: Adults £4, children £2
Contact: 01766 890842
Features: Layouts, trade support, displays, demonstrations, refreshments and parking.

23/24 SOUTH COAST MODEL RAILWAY CLUB EXHIBITION
Hosts: South Coast Model Railway Club
Location: Arnewood School, Gore Road, New Milton, Hampshire BH25 6RS
Times: Sat 10am-5pm, Sun 10am-4pm
Prices: Adults £5, children £3.50, family (2+2) £15
Website: www.southcoastmodelrailwayclub.co.uk
Contact: 01425 616646
Features: 13 layouts and trade support.

27 TAUNTON MODEL RAILWAY GROUP – OPEN DAY
Hosts: Taunton Model Railway Group.
Location: Platform One, Bishops Lydeard Station, West Somerset Railway TA4 3RU
Times: 11am-4pm
Prices: Small entrance charge

Website: www.bathgreenpark.co.uk
Contact: 01984 639509
Features: Group layouts on display with occasional trains running.

30 BRIDPORT MODEL RAILWAY EXHIBITION
Hosts: Bridport and District Model Railway Club
Location: United Church Hall, East Street, Bridport, Dorset DT6 3LJ
Times: 10am-4.30pm
Prices: Adults £3.50, children £1
Contact: 01308 861754
Features: Layouts, trade support and refreshments.

30 CHINGFORD MODEL RAILWAY EXHIBITION
Hosts: Royal British Legion
Location: Royal British Legion, Hall Lane, Chingford, London E4 8HW
Times: 11am-4pm
Prices: Adults £3, children 50p
Contact: 0208 524 0730
Features: Six layouts, trade support, demonstration, refreshments, parking and disabled access.

30/31 ST JOHN'S CHARITY MODEL RAILWAY EXHIBITION
Hosts: St John's Primary School
Location: St John's Primary School, Wheatley Avenue, Trent Vale, Stoke on Trent ST4 6SB
Times: Sat 10.30am-5pm, Sun 10.30am-4.30pm
Prices: Adults £4, children £2, family (2+2) £10
Contact: 07747 087050
Features: 13 layouts, trade support, demonstrations, refreshments, parking and disabled access.

AUGUST

3 TAUNTON MODEL RAILWAY GROUP – OPEN DAY
Hosts: Taunton Model Railway Group.
Location: Platform One, Bishops Lydeard Station, West Somerset Railway TA4 3RU
Times: 11am-4pm
Prices: Small entrance charge
Website: www.bathgreenpark.co.uk
Contact: 01984 639509
Features: Group layouts on display with occasional trains running.

6 EXMOOR RAIL
Hosts: Exmoor Coast Railway Modellers
Location: Minehead Eye, Mart Road, Minehead, Somerset TA24 5BJ
Times: 10am-4.30pm
Prices: Adults £5, children £1, family £10
Contact: 01643 706736
Features: Layouts, trade support, displays, demonstrations, societies, refreshments, parking and disabled access.

6 PENNINE MODEL RAILWAY SOCIETY EXHIBITION
Hosts: Pennine Model Railway Society
Location: St Philips Community Centre, Briarlyn Road, Birchcliffe, Huddersfield HD3 3NL
Times: 10am-5pm
Prices: Adults £4.50, children free
Contact: 07787 840672
Features: 11 Layouts, trade support and refreshments.

6/7 CLEVELAND MODEL RAILWAY CLUB EXHIBITION
Hosts: Cleveland Model Railway Club
Location: Redcar and Cleveland College, Corporation Road, Redcar, Cleveland TS10 1EZ
Times: Sat 10am-5pm, Sun 10am-4pm
Prices: Adult £4.50, concessions £3.50, children £3.50, family (2+2) £12.50
Website: www.crmc.club
Contact: 07864 880242
Features: 17 layouts, trade support, demonstrations, displays, refreshments, parking and disabled access.

6/7 SOUTHWOLD MODEL RAILWAY EXHIBITION
Hosts: Waveney Valley Model Railway Club
Location: Saint Felix School, Halesworth Road, Southwold, Suffolk IP18 6SD
Times: Sat 10am-5pm, Sun 10am-4.30pm
Prices: TBA
Website: www.waveneyvalleymrc.150m.com
Features: Layouts, trade support, demonstrations, societies, refreshments, parking and disabled access.

GET MORE ONLINE!
FOR MORE SHOWS AND THE VERY LATEST LISTINGS VISIT
WWW.HORNBYMAGAZINE.COM
FOR OUR ONLINE SHOW GUIDE

10 TAUNTON MODEL RAILWAY GROUP – OPEN DAY
Hosts: Taunton Model Railway Group.
Location: Platform One, Bishops Lydeard Station, West Somerset Railway TA4 3RU
Times: 11am-4pm
Prices: Small entrance charge
Website: www.bathgreenpark.co.uk
Contact: 01984 639509
Features: Group layouts on display with occasional trains running.

11 WELLING CHARITY MODEL FAIR
Hosts: Association of Bexley Charities '78
Location: Falconwood Community Centre, The Green, Welling, Kent DA16 2PG
Times: 6pm-9.30pm
Prices: Adults £1, accompanied children free
Contact: 020 8310 5018
Features: Trade tables, refreshments and parking.

13 HEYWOOD MODEL RAILWAY GROUP OPEN DAY
Hosts: Heywood Model Railway Group
Location: Club Rooms, Unit 3, Park Works, River Street, Heywood, Lancashire OL10 4AB
Times: 10am-4pm
Prices: Free (donations welcome)
Website: www.hmrg.co.uk
Features: Club layouts, refreshments and parking.

13 SILVERFOX DCC MODEL RAILWAY EXHIBITION
Hosts: Silverfox DCC Model Railway Club
Location: Oakgrove School, Brickhill Street, Milton Keynes MK10 9JQ
Times: 10am-4pm
Prices: Adults £5, children £2.50, family £12
Contact: 01908 370713
Features: 23 layouts, trade support, outdoor train rides, refreshments, parking and disabled access.

13/14 ISLE OF PURBECK MODEL RAILWAY EXHIBITION
Hosts: Dakota Dibben
Location: Harman's Cross Village Hall, Haycraft's Lane, Harman's Cross, Swanage, Dorset BH19 3EB
Times: Sat 10am-4.30pm, Sun 10am-4.30pm
Prices: Adults £5, children £2, family £12
Contact: info@dakotadibben.co.uk
Features: Layouts and trade support.

13/14 RAILWELLS 2016
Hosts: Wells Railway Fraternity
Location: Town Hall, Market Place, Wells, Somerset BA5 2RB
Times: Sat 10.30am-5.30pm, Sun 10.30am-5pm
Prices: Adults £6, concessions £5, children 14+ £4, accompanied children under 14 free
Website: www.railwells.com
Contact: 01749 938362
Features: Layouts, trade support, demonstrations, displays, societies and parking.

PLANNING AN EXHIBITION?

● Hornby Magazine's Show Guide is a free listing which allows you to promote a forthcoming model railway show. Contact Hornby Magazine by calling 01780 755131 or e-mail: hornbymagazine@keypublishing.com. Please ensure you include appropriate contact details for the public as we are unable to publish the listing without this.

THE HEREFORD MODEL CENTRE

EMAIL US ON SALES@HEREFORDMODELS.CO.UK
www.herefordmodels.com

SALES LINE
01432 352809

4 COMMERCIAL ROAD, HEREFORD, HEREFORDSHIRE, HR1 2BB
OFFICIAL HORNBY COLLECTORS CENTRE

!!!!SPECIAL EDITIONS!!!!

Ltd Edition Hereford models Bachmann Limited Editions with Max run of 504

32-900Y	CL108 in Blue/ Grey with Black window surrounds and Welsh Dragon embellishment on front C970	£69.95
33-300F	20 Ton Toad Brake Van GWR Merthyr	£11.35
A Reese Coal Merchants Credenhill		£9.75

NEW RELEASES

31-004A	Robinson BR Early	£118.95
R3490	Class 08 Intercity	£34.99
R3465	LNOR Class N2	£82.95
R3356	9F Crosti weathered	£104.45
R3444	Britannia Thomas Hardy	£137.45
R3457	SR Class T9	£116.45
31-119	BR 4mt I/crest	£135.95
32-109	Class 08 NSE Eagle	£84.95
32-279A	K3 LNOR Black	£118.95
32-281	K3 BR Early	£118.95

HORNBY Steam Locomotives

R2784X	Mallard	£85.00
R3395TTS	A4 Mallard	£102.25
R3004	Serlby Hall	£116.45
R3004X	Serlby Hall	£133.45
R3017X	BR Patriot	£119.00
R3060	Tornado (Railroad)	£61.45
R3169	Olton Hall GWR	£72.50
R3225	GWR 72XX	£114.45
R3228	J94 NCB	£65.75
R3229	BR British Monarch	£119.25
R3276	LMS Compound	£66.45
R3235	D16/3 British Railways	£100.95
R3233	D16/3 LNOR	£100.95
R3328	S15 BR Early	£123.99
R3329	BR Late S15	£123.99
R3327	SR S15	£123.99
R3381	J15 BR Early	£96.90
R3315	Fowler 2P BR Late	£87.45
R3316	Fowler 2P SDJR	£87.45
R3003	B17/6 Barnsley	£116.45
R3003X	B17/6 Barnsley DCC	£121.95
R3318	B17/6 BR Gilwell	£116.45
R3380	J15 LNOR	£96.90
R3324	J50 LNOR	£69.45
R3325	J50 BR Early	£69.45
R3326	J50 BR Late	£69.45
R3242A	K1 BR Early	£116.95
R3243B	K1 BR Late	£116.95
R3413	S15 Late	£119.45
R3412	S15 Early	£119.45
R3463	52XX BR	£106.45
R3464	72XX BR Late	£116.45
R3462	42XX BR Late	£106.45

HORNBY TRAIN PACKS

R3059	Tornado Train Pack	£128.45
R3302	Return from Dunkirk	£229.75
R3093	Tornado Pullman	£134.95
R2986	A Date With Thec Duchy	£179.80
R3299	1945 Going Home	£259.45
R3220	The Tyseley Connection	£179.25
R3192	Heritage Rail Express	£135.95

HORNBY Diesel Electric Locomotives

R2508	CL121	£47.50
R3266	Class 60 Subsector	£133.45

R3161B	SR 2 BIL Green	£120.60
R3180	Tarmac Sentinel	£44.95
R3267XS	Class 60 Transrail w/Sound	£217.75
R3268	Class 67 Arriva	£122.90
R3283	Bagnall Shunter	£25.75
R3290A	BR 2 HAL Green	£113.90
R3346	Class 92 DB Schenker	£70.45
R3347	Class 92 EWS	£71.45
R3348	EWS Class 67	£123.95
R3350	Class 90 Schenker	£61.45
R3340	BR Green 2-Hal	£119.75
R3353	Sentinel Balfour Beatty	£49.45
R3355	Sentinel Wabtec	£49.45
R3392TTS	Class 40 with sound	£77.45
R3481	Class 67 EWS	£124.25
R3480	Class 92 EWS	£76.95
R3341A	BR Blue 2 HAL	£115.95
R3261	Network Class 08	£84.45
R3343	FGW Class 08	£104.45
R3342	BR Class 08	£104.45

HORNBY TRACK

R070	Turntable	£57.95
R083	Buffer Stop	£1.35
R207	Track Fixing Pins	£1.75
R394	Hydraulic Buffer	£3.95
R600	Straight	£1.30
R601	Double Straight	£1.95
R604	Curve 1st Rad.	£1.75
R605	Double Curve 1st Rad.	£2.05
R606	Curve 2nd Rad.	£1.70
R607	Double Curve 2nd Rad.	£2.20
R608	Curve 3rd Rad.	£1.70
R609	Double Curve 3rd Rad.	£1.95
R610	Short Straight	£1.15
R614	LH Diamond Crossing	£9.25
R615	RH Diamond Crossing	£9.25
R617	Uncoupling Ramp	£2.30
R618	Double Isolating Rail	£6.95
R620	Railer Uncoupler	£4.25
R628	Half Curve 3rd Rad.	£1.70
R643	Half Curve 2nd Rad.	£1.40
R8206	Power Track	£3.75
R8072	LH Point	£8.45
R8073	RH Point	£8.45
R8074	LH Curved Point	£14.25
R8075	RH Curved Point	£14.25
R8076	Y Point	£10.25
R8077	LH Express Point	£13.95
R8078	RH Express Point	£13.95

HORNBY Track Accessories

R076	Footbridge	£11.85
R169	Junction Home Signal	£9.75
R170	Junction Distant Signal	£9.75
R171	Single Home Signal	£7.50
R172	Single Distant Signal	£7.50
R189	Single Brick Bridge	£6.65
R394	Hydraulic Buffer	£3.95
R406	Colour Light Signal	£18.95
R499	River Bridge	£10.70
R574	Trackside Accessories	£10.00
R626	Point Underlay	£3.20
R636	Double Level Crossing	£15.25
R638	Track Underlay	£7.95
R645	Single Level Crossing	£8.95
R657	Girder Bridge	£11.45
R658	Inclined Pier Set	£8.50
R659	High Level Pier Set	£5.60
R660	Elevated Track Side Walls	£16.45
R909	Track Supports	£6.45

HORNBY TRACKSIDE

R334	Station Canopy	£18.95
R460	Straight Platform	£2.95
R462	Large Curve Platform	£3.95
R463	Small Curve Platform	£3.20
R464	Platform Ramp	£3.20
R495	Platform Subway	£3.20
R510	Platform Shelter	£9.45
R513	Platform Fencing	£6.45
R514	Platform Canopies	£10.45
R590	Station Halt	£17.95
R8000	Country Station	£26.75
R8001	Waiting Room	£15.85
R8002	Goods Shed	£18.95
R8003	Water Tower	£10.95
R8004	Engine Shed	£16.50
R8005	Signal Box	£13.75
R8006	Diesel Maintenance Depot	£18.75
R8007	Booking Hall	£22.45
R8008	Suspension Bridge	£43.55
R8009	Station Terminus	£40.00

HORNBY Control Equipment

R044	Point Switch	£8.75
R046	Two Way Switch	£5.95
R047	On/Off Switch	£5.95
R602	Power Connecting Clip	£1.50
R8014	Point Motor	£3.65
R8015	Point Motor Housing	£2.95

BACHMANN Steam Locomotives

31-001	Robinson BR Late Crest	£94.99
31-003	Robinson LNOR	£94.99
31-088	BR Black Earl	£118.95
31-089	GWR Earl	£118.95
31-127	Class 3000 BR Early ROD	£118.45
31-128	BR ROD Weathered	£102.45
31-136DC	D11/2	£115.9
31-138	BR D11/2 Early Black	£106.20
31-213DS	Patriot BR Late	£201.45
31-465	C Class BR	£93.46
31-626A	3F BR	£71.25
31-635	Class 64XX	£71.21
31-780	Switland Hall BR Green	£106.20
31-781	Foremarke Hall BR Black	£106.20
31-782	Thirlestaine Hall BR	£114.70
31-783	Fountains Hall BR	£114.70
31-932DC	BR Compound	£127.75
31-933	BR Compound Late Crest	£112.88
31-980	BR 3MT Green	£110.45
31-981	BR 3MT Black Early	£101.95
32-084	Class 56XX GWR	£76.45
32-085	Class 56XX BR	£76.45
32-500	5MT Class BR - 73068	£70.99
32-550A	A1 Tornado Apple Grn	£109.45
32-551DS	A2 Seaeagle BR	£196.99
32-954	4MT Black BR Early	£87.50
32-955	4MT Black BR Late	£87.50
31-528A	A2 Pearl Diver	£144.45
32-227B	LMS 3F Jinty	£72.20
32-235	BR 3F Jinty	£80.70
32-880	Fairburn LNOR	£106.20
32-882	Fairburn BR Late	£106.20
31-461A	C Class SR Black	£106.20
31-462A	C Class BR Early	£106.20
32-131	45XX GWR Green	£80.70
31-003A	Robinson LNOR	£110.45
31-435	1F BR Early	£81.55
31-480	G2 LMS	£101.95
31-481	G2A BR Early weathered	£114.70
31-531	Class A2 Trimbush	£144.45
32-129A	Class 45xx BR Black	£72.20

BACHMANN Diesel/Electric Locomotives

32-331	Class 25/1 BR Green	£89.20
31-265	MLV Green	£62.45
31-266	MLV with yellow panel	£62.45
31-267	MLV Blue/Grey	£62.45
31-268	MLV NSE	£83.26
31-269	MLV Jaffa Cake	£83.26
31-364	Class 03 BR Green withd	£76.95
31-365	Class 03 BR Blue withd	£70.50
31-366	Class 03 BR Green	£70.50
31-426	CL411 BR Green	£99.99
31-575	Windhoff MPV NWR	£108.00
31-658	Class 47 Petroleum Sector	£97.70
31-677	CL85 BR Blue	£85.99
31-679	Class 85 Electric Blue	£118.95
32-034A	Class 20 BR Grn withd	£97.70
32-038DS	Class 20 BR Blue	£195.45
32-044	Class 20 BR Green	£93.45
32-045	Class20 Railfreight	£93.45
32-065	Class 43 Zealous	£118.95
32-066	Class 43 Pegasus	£118.95
32-067	Class 43 Royal Oak	£118.95
32-408	Class 25/3 BR Blue	£93.45
32-680	Class 45 Blue	£101.95
32-681	Class 45 Green	£101.45
32-784	Class 37 Mainline	£106.20
32-785DS	Class 37 Dutch	£203.95
32-786	Class 37 EWS	£106.20
32-815	Class47 InterCity	£89.20
32-900B	CL108 BR Green	£71.45
32-906	CL108 Green	£93.50
32-910	CL108 Blue/Grey	£74.95
32-913	CL108 3 Car Green	£114.50
32-928	Class 150 Sprinter	£135.95
32-937	Class 150 Centro	£127.45
32-762DS	Virgin Class 57 Hood	£203.95
32-390	Class 37 Petroleum Sector	£101.95
32-381M	Class 37 DRS	£117.25
31-656	Class47 BR Green	£127.45

ORDER BY TELEPHONE

Orders taken 6 days a week
9.00am - 5.30pm
Monday to Saturday
01432 352809

MAIL ORDER SERVICE

ALL PRICES VALID UNTIL 31.07.16

You must state these prices when ordering

POSTAGE & PACKING RATES PER ORDER:

UK Standard Postage	£3.95p
UK Insured Postage and Packing Rate	£7.10p
UK Courier Transport and Packing Rate	£9.00p
Worldwide at cost. VAT free to non EC.	

**Train Sets/Packs and Controllers/Handsets
Postage charged at cost**

PRICES SUBJECT TO CHANGE WITHOUT NOTICE

Please allow 7 days for clearance when paying by cheque

PLEASE QUOTE OUR SPECIAL PRICES WHEN YOU VISIT US.

Credit Cards Welcome - Visa, Mastercard, Maestro
Please state expiry date




Welcome to our project update feature, with the latest status of forthcoming releases from all major manufacturers. Use it to see the progress of projects you are interested in. The web address in the "link" column can be used to view products online, and to place your preorders.

0151 733 3655

**17 Montague Road,
Widnes, WA8 8FZ**

Phone opening times: Mon to Sat 7:30am-5pm
Shop opening times: Mon to Sun 9am-5pm
Sun 9am-5pm

	Link	Price	Date announced	CAD done	In Tooling	Seen 1st EP	Decorated samples	In production	On Board Ship	Released
Wickham trolley car	ehattons.com/wtc	£67.96	Mar 2013							
Stanier Mogul 2-6-0	ehattons.com/5p4f	£127.46	Mar 2013							
LNWR Webb coal tank	ehattons.com/wct	£97.71	Sep 2014							
Class 450	ehattons.com/cl450	£254.96-£271.96	Mar 2015							
Birdcage Coaches	ehattons.com/bc	£50.96	Mar 2014							
Class 414 2-HAP	ehattons.com/cl414	£119.50 (EST)	Mar 2016							

Class 117, Class 121, Class 24/1, J72, 6P, V2, 3F, J39, K3, 94xx, H2 Atlantic - view these projects at www.ehattons.com/projectupdates

	Link	Price	Date announced	CAD done	In Tooling	Seen 1st EP	Decorated samples	In production	On Board Ship	Released
Class 73	ehattons.com/c73	£119.71	March 2012							
Class 68	ehattons.com/c68	£118.00 (EST)	April 2014							

Class B4, IDA flat, Turbot - view these projects at www.ehattons.com/projectupdates

	Link	Price	Date announced	CAD done	In Tooling	Seen 1st EP	Decorated samples	In production	On Board Ship	Released
J94	ehattons.com/j94	£82.00-£99.00	Aug 2014							
14xx	ehattons.com/14xx	£99.00	Sep 2014							
Hatton's King	ehattons.com/king	£169.00-£179.00	Aug 2014							


	Link	Price	Date announced	CAD done	In Tooling	Seen 1st EP	Decorated samples	In production	On Board Ship	Released
Class O2 Tango	ehattons.com/O2	£148.00	Nov 2013							
Class 07 Shunter	ehattons.com/cl07	£99.00 (EST)	Jan 2016							

Class 4700, Class 1366, Class 1361- view these projects at www.ehattons.com/projectupdates

	Link	Price	Date announced	CAD done	In Tooling	Seen 1st EP	Decorated samples	In production	On Board Ship	Released
Drax Biomass Wagons	ehattons.com/drax	£83.00	Jan 2016							
Hornby Adams Radial	ehattons.com/horar	£111.10	Dec 2014							
Class 71	ehattons.com/c71	£127.50	Nov 2014							
Class Q6 Raven	ehattons.com/Q6	£118.99	Nov 2015							
SR Maunsell Coaches	ehattons.com/exsmaun	£39.99	Jun 2015							
Merchant Navy	ehattons.com/mn	£144.00-£162.00	Mar 2015							
Class B12 Holden	ehattons.com/B12	£123.00	Nov 2015							
Peckett 0-4-0	ehattons.com/peckett	£70.00	Oct 2015							

view these projects at www.ehattons.com/projectupdates

	Link	Price	Date announced	CAD done	In Tooling	Seen 1st EP	Decorated samples	In production	On Board Ship	Released
Adam's Radial	ehattons.com/ar	£88.00	Jan 2015							
Dean Goods	ehattons.com/oxdg	£95	Jan 2015							
Hatton's ICI hopper	ehattons.com/ici	£24.00 / £25.00	Mar 2015							

 Shows the stage the project is at based on the information available to us. CAD: Computer Aided Design. 1st EP: First Engineering Prototype. TBC: Price is yet To Be Confirmed (EST): Price is estimated.

You can view extended lists, preorder & comment on all of these projects at

www.ehattons.com/projectupdates

Information correct at the time of going to press. All information subject to change

Pre-order Items



Class 414 2-HAP EMU Pre-order for £186.96 (estimated)



- 31-390 Class 414 2-HAP EMU 6061 in BR green
- 31-391 Class 414 2-HAP EMU 6062 in BR blue & grey
- 31-392 Class 414 2-HAP EMU 4322 in Network SouthEast livery

Class 5P4F Stanier Mogul 2-6-0 Pre-order for £127.46



- 31-690 2955 in LMS lined black
- 31-691 42969 in BR lined black with early emblem
- 31-692 42968 in BR lined black with late crest (as preserved)

Class 7F 2-8-0 Pre-order for £118.95



- 31-014 Class 7F 2-8-0 89 in Somerset & Dorset Railway black
- 31-015 Class 7F 2-8-0 13810 in LMS black

Class J39 0-6-0 Pre-order for £80.00



- 31-866 1803 in LNER Black
- 31-867 64792 in BR black with early emblem

Class H2 Atlantic 4-4-2 Pre-order for £152.96



- 31-920 2426 "St Albans Head" in SR Olive Green
- 31-921 32424 "Beachy Head" in BR black with early emblem

Class 94xx 0-6-0 Pre-order for £85.00 (estimated)



- 35-025 9402 in GWR Green
- 35-026 9487 in BR black with early emblem
- 35-027 9479 in BR black with late emblem



LNWR 0-6-2T Webb Coal Tank Pre-order for £97.71



- 35-050 LNWR plain black livery
- 35-051 LMS black livery
- 35-052 BR black early emblem

Class 117 3-Car DMU Pre-order for £170.00 (estimated)



- 35-500 Class 117 3 car suburban DMU in BR green with speed whiskers

- 35-501 Class 117 3 car suburban DMU in BR blue & grey
- 35-502 Class 117 3 car suburban DMU in Network SouthEast livery

Class 121 "Bubble Car" Pre-order for £127.50 (estimated)



- 35-525 Class 121 'Bubble Car' single car DMU in BR green with speed whiskers
- 35-526 Class 121 'Bubble Car' single car DMU in BR blue & grey
- 35-527 Class 121 'Bubble Car' single car DMU in Network SouthEast livery

See the entire range at ehattons.com/bachmann2016

(Prices estimated - we will notify you if price rises & offer option to cancel)

Limited Edition J94s & Austerities, Class 14xx & Kings from Hatton's, being produced by DJ Models

Class 14xx Pre-order for £99



Pristine

- H1401 48xx 4825 in GWR unlined green Great Western
- H1404 58xx 5808 in GWR unlined green Shirtbutton
- H1406 14xx 1420 in GWR unlined green G W R
- H1408 58xx 5816 in BR lined black BRITISH RAILWAYS
- H1409 14xx 1470 in BR lined black early emblem
- H1410 58xx 5819 in BR unlined black early emblem
- H1413 14xx 1444 in BR lined green early emblem
- H1414 14xx 1450 BR lined green late crest
- H1416 14xx 1409 BR unlined green late crest

Lightly Weathered

- H1402 58xx 5814 in GWR unlined green Great Western
- H1403 48xx 4871 in GWR unlined green Shirtbutton
- H1405 48xx 4807 in GWR wartime black G W R
- H1407 58xx 5802 in GWR unlined green G W R
- H1411 58xx 5801 in BR unlined green G W R

Heavily Weathered

- H1412 14xx 1474 in BR unlined black early emblem
- H1415 14xx 1432 BR lined green late crest

www.ehattons.com/j94

Austerities & J94 Limited Editions of 200 Pre-order for £99



Pristine

- J9401 "Robert" in NCB Bold Colliery lined green
- J9402 71515 in Mech Navvies maroon
- J9407 4 in NCB Backworth Colliery lined black
- J9408 98 "Royal Engineer" in Army green
- J9410 15 in Wemyss Private Railway lined brown

Lightly Weathered

- J9403 J94 68012 in BR black late crest
- J9405 "Hurricane" in NCB Bickershaw Colliery lined green
- J9409 7 in NCB Littleton Colliery lined blue

Very Heavily Weathered



- J9404 1763 NCB Peckfield Colliery lined maroon with chevrons
- J9406 8 in NCB Mountain Ash Colliery lined green

www.ehattons.com/14xx

Class 6000 King Pre-order for £169



- HK01 6000 "King George V" in GWR lined green with roundel
- HK02 6019 "King Henry V" in GWR lined green with shield
- HK03 6021 "King Richard II" in GWR lined green with shirtbutton

- HK04 6029 "King Edward VIII" in GWR un-lined wartime green
- HK05 6018 "King Henry VI" in GWR lined green
- HK06 6025 "King Henry III" in BR ultramarine blue
- HK07 6027 "King Richard I" in BR/GWR lined green
- HK08 6028 "King George VI" in BR lined blue with early crest



- HK09 6023 "King Edward II" in BR lined blue with early crest
- HK10 6009 "King Charles II" in BR lined green with early crest
- HK11 6017 "King Edward IV" in BR lined green with late crest
- HK12 6026 "King John" in BR lined green with late crest
- HK13 6005 "King George II" in BR lined green with late crest
- HK14 6024 "King Edward I" in BR lined green with late crest

DCC Fitted versions also available for £179
HK01DCC - HK14DCC

www.ehattons.com/king

UK P&P £4 per order
£2 P&P for single diecast items
Next Day £7 (Orders before 2pm)

18,000+ items on
www.ehattons.com/hm

Shop Open
Mon to Sun 9am to 5pm

Phones Open
Mon to Sat
7:30am to 6pm
Sunday 9am to 5pm

All items in stock when advert created. Prices valid until 13/07/16. Errors excepted.

Payment for pre-orders only accepted by credit or debit card

Hornby Bargains Available While Stocks Last

Visit www.ehattons.com/hornbybargains to see the full list of over 200 items!

Class B17 4-6-0 in BR green (RRP £131.99)



R3003 61669 'Barnsley' in BR green with late crest (Pictured) £77.00

R3004 61631 'Serlby Hall' in BR green with early emblem - weathered £79.00

R3318 61646 'Gillwell Park' in BR green with early emblem £74.00

Class D16/3 4-4-0 "Clouds" in BR black (RRP £109.99)



R3235 E2524 'Claud Hamilton' with early emblem (Pictured) £73.00

R3303 62581 with early emblem - weathered £74.00

Class J15 0-6-0 (RRP £109.99)



R3381 65475 in BR black with early emblem (Pictured) £75.00 (RRP £109.99)

R3380 7510 in LNER black £76.00 (RRP £109.99)

Class K1 2-6-0 (RRP £129.99)



R3242A 62032 in BR black with early emblem (Pictured) £82.00

R3243B 62064 in BR black with late crest £82.00

Class A3 4-6-2



R3336 4472 'Flying Scotsman' in LNER green - NRM special edition (Pictured) £124.00 (RRP £169.99)

R3132 2599 'Book Law' in LNER apple green £99.00 (RRP £152.99)

R3250 4472 'Flying Scotsman' in LNER apple green - 1984 condition - Limited Edition of 500 £115.00 (RRP £135.00)

Class 2P 4-4-0



R3316 44 in S&DJR blue (Pictured) £61.00 (RRP £99.99)

R3315 40602 in BR black with late crest £61.00 (RRP £99.99)

R3459TTS 40626 in BR black with early emblem - TTS sound fitted £105.00 (RRP £139.99)

Class 08 (RRP £119.99)



R3343 08822 'John' in F&GW livery (Pictured) £96.00

R3342 08489 in BR blue £93.00

Class 67



R3388TTS 67004 'Cairn Gorm' in Caledonian Sleeper livery - TTS sound fitted (Pictured) £128.00 (RRP £169.99)

R3268 67003 in Arriva Trains Wales livery £112.00 (RRP £139.99)

R3272 67006 'Royal Sovereign' in EWS Royal Claret £110.00 (RRP £139.99)

R3481 67025 'Western Star' in EWS livery £110.00 (RRP £144.99)

Class 401 2-BIL EMU (RRP £130.25)



R3259 2090 in BR blue - as preserved at NRM (Pictured) £74.00

R3258 2086 in BR blue £82.00

Class 402 2-HAL EMU (RRP £130.25)



R3340 2603 in BR green will full yellow ends (Pictured) £62.00

R3341 2677 in BR blue £62.00

R3341A 2623 in BR blue £62.00

R3260 2653 in SR green £104.00

BR Mark 1 coaches



R4706 CK composite corridor E15058 in BR crimson & cream (Pictured) £16.00 (RRP £29.99)

R4699 BG full brake S80926 in BR green £16.00 (RRP £29.99)

R4609A BSK brake second corridor S34240 in BR green with lights £20.00 (RRP £36.50)

R4711 SK second corridor S24316 in BR green £16.00 (RRP £29.99)

R4712 CK composite corridor S15913 in BR green £16.00 (RRP £29.99)

R4713 BSK brake second corridor S34613 in BR green £16.00 (RRP £29.99)

R4620 SO second open M4360 in BR crimson & cream £19.00 (RRP £24.99)

R4620A SO second open M4368 in BR crimson & cream £16.00 (RRP £24.99)

R4707 BSK brake second corridor E34010 in BR crimson & cream £16.00 (RRP £29.99)

R4644 TSO second open W3879 in BR chocolate & cream £16.00 (RRP £24.99)

R4708 SK second corridor W24540 in BR chocolate & cream £16.00 (RRP £29.99)

R4709 CK composite corridor W15061 in BR chocolate & cream £16.00 (RRP £29.99)

R4710 BSK brake second corridor W34290 in BR chocolate & cream £16.00 (RRP £29.99)

BR Mark 2 Coaches



R4611 Mk2E FO first open W3247 in BR blue & grey - with lights (Pictured) £19.00 (RRP £29.99)

R4563 Mk2D BSO brake second open E9487 in BR blue & grey £16.00 (RRP £28.49)

R4612 Mk2E BSO brake second open M9499 in BR blue & grey - with lights £19.00 (RRP £29.99)

R4614A Mk2E FO first open W3231 in BR blue & grey £17.00 (RRP £29.99)

R4616A Mk2E TSO second open 5779 in BR Intercity livery £17.00 (RRP £29.99)

R4617 Mk2E FO first open 3234 in BR Intercity livery £17.00 (RRP £29.99)

R4618 Mk2E BSO brake second open 9504 in BR intercity livery £17.00 (RRP £29.99)

BR Mark 3 Coaches



R4655 DVT driving van trailer 82146 in DB Schenker livery (Pictured) £26.00 (RRP £42.99)

R4593 TGS trailer guard second 40011 in Intercity Executive livery £14.00 (RRP £28.49)

R4595 TGS trailer guard second E44037 in BR blue & grey - with lights £20.00 (RRP £35.49)

R4603 TRUB restaurant buffet W40008 in BR blue & grey £16.00 (RRP £28.49)

R4635 TSO Tourist second open 12177 in Arriva Trains Wales livery £20.00 (RRP £29.49)

Steam era wagons



R6782 Pack of 3 21 ton hoppers in BR grey (Pictured) £26.00 (RRP £39.99)

R6725 21T hopper E253564 in BR grey £9.00 (RRP £14.99)

R6728 BR (ex-LMS) horse box M42367M in BR crimson (RRP £19.99)

R6759 BR Blue Spot Fish Van £8.50 (RRP £12.99)

R6682D Extra Long CCT wagon 1724 in LNER teal £11.00 (RRP £19.99)

Modern era wagons



R6763 ZBA 'Rudd' DB972328 in Departmental grey and yellow with Mainline branding (Pictured) £9.00 (RRP £14.99)

R6760 PGA hopper wagon VTG14234 in CAIB/Procor livery - weathered £7.00 (RRP £16.99)

R6708 CDA hopper wagon 353224 in Railfreight red livery £11.00 (RRP £24.99)

Brake Vans



R6711 ZUV Shark brake van DB993748 in Mainline blue (Pictured) £8.00 (RRP £16.75)

R6710 20 ton brake van DB950619 in dutch livery £9.50 (RRP £14.99)

R6766 ex-GWR Toad brake van W68724 in BR grey £11.00 (RRP £14.99)

17 Montague Road, Widnes, WA8 8FZ
T: 0151 733 3655 E: info@ehattons.com

OO Gauge (1:76 Scale) Steam locos



R3299 'Going Home' 70th Anniversary of the end of WWII Train Pack Black 5 4-6-0 5158 in LMS Black 3xLMS Period 3 Coaches - Ltd Ed (Hor) (list £289.99) ... **BARGAIN** ... £235



R2672 Class 0F Pug 0-4-0ST 272 in Caledonian Railway blue - Railroad range (Hor) (list £28.49) **BARGAIN** ... £19



R3292 Class 0F Pug 0-4-0ST 56011 in BR black - Hornby 2014 Collectors Club special edition (Hor) (list £24.99) **BARGAIN** ... £17



31-931 Class 1000 Midland Compound 4-4-0 1189 in LMS black (Bac) (list £139.95) **BARGAIN** ... £89



31-932DC Class 1000 Midland Compound 4-4-0 40934 in BR lined black early emblem. DCC On Board (Bac) (list £159.95) **BARGAIN** ... £89



31-933 Class 1000 Midland Compound 4-4-0 41157 in BR lined black late crest (Bac) (list £139.95) **BARGAIN** ... £89



31-932 Class 101 Holden 0-4-0T 3102 in SR Olive Green - Hornby 2013 Collectors club limited edition (Hor) (list £24.99) **BARGAIN** ... £18



31-434 Class 1F 'Half Cab' 0-6-0T 41803 in BRITISH RAILWAYS black (Bac) **BARGAIN** ... £81.56



31-433 Class 1F 'Half-Cab' 0-6-0T 1739 in LMS black (Bac) **BARGAIN** ... £81.56



31-435 Class 1F 0-6-0T 41726 in BR black early emblem (Bac) **BARGAIN** ... £81.56



32-828A Class 2MT Ivatt 2-6-0 46526 BR lined green late crest - weathered (Bac) **BARGAIN** ... £110.46



31-089 Class 32xx 4-4-0 Dukedog 3214 in GWR green shirtbutton logo (Bac) **BARGAIN** ... £118.96



R2882 Class 3P Jinty 0-6-0T 24 in S&DJR Blue (Railroad range) (Hor) (list £32.49) **BARGAIN** ... £21

R3223 Class 42xx 2-8-0 4257 in BR Black late crest (Hor) ... £111.20
R3462 Class 42xx 2-8-0 4287 BR Black early emblem (Hor) (list £124.99) ... **BARGAIN** ... £92



32-131 Class 45xx 2-6-2 Prairie tank 4539 in Great Western green (Bac) **BARGAIN** ... £84.96



R3313 Class 4F 0-6-0 4323 in LMS Black (Hor) (list £99.99) **BARGAIN** ... £58



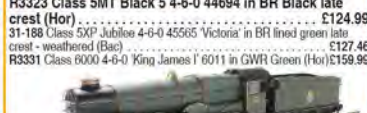
R3314 Class 4F 0-6-0 44341 in BR Black early crest (Hor) (list £99.99) **BARGAIN** ... £58




32-880 Class 4MT Fairburn 2-6-4 tank 2278 LMS black - weathered (Bac) **BARGAIN** ... £110.46



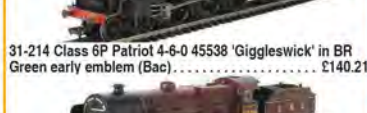
32-882 Class 4MT Fairburn 2-6-4 tank 42062 BR lined black late crest (Bac) **BARGAIN** ... £106.21



31-168 Class 51&VR 2-4-2T 10713 in LMS crimson (Bac) **BARGAIN** ... £90.06



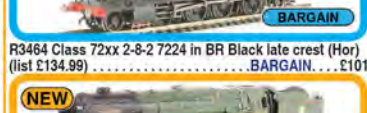
31-169 Class 51&VR 2-4-2T 50795 BR lined black early emblem (Bac) **BARGAIN** ... £90.06



R3463 Class 52xx 2-8-0 5231 BR Black early emblem (Hor) (list £124.99) **BARGAIN** ... £92



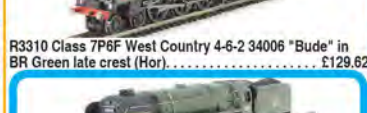
32-084 Class 56XX 0-6-2 6877 in GWR green (Bac) **BARGAIN** ... £76.46



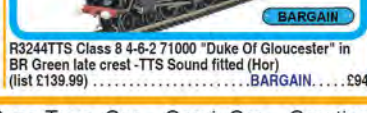
R3323 Class 5MT Black 5 4-6-0 44694 in BR Black late crest (Hor) **BARGAIN** ... £124.99



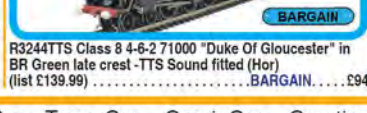
31-188 Class 5XP Jubilee 4-6-0 45585 'Victoria' in BR lined green late crest - weathered (Bac) **BARGAIN** ... £127.46



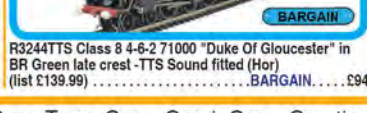
R3331 Class 6000 4-6-0 'King James I' 6011 in GWR Green (Hor) **BARGAIN** ... £159.99



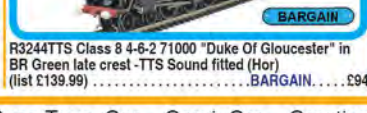
R3330 Class 6000 King 4-6-0 6000 'King George V' in BR green early crest (as preserved) (Hor) **BARGAIN** ... £148.14



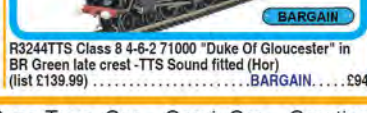
31-783 Class 6959 Modified Hall 7904 'Fountains Hall' in BR black early emblem - weathered (Bac) **BARGAIN** ... £114.71



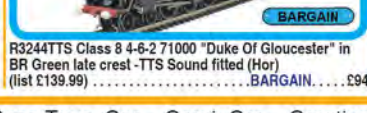
R3278 Class 6P Patriot 4-6-0 45518 'Bradshaw' in BR Green early crest - Railroad range (Hor) **BARGAIN** ... £64.80



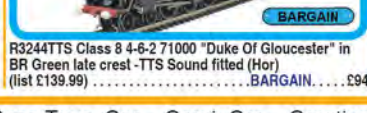
31-214 Class 6P Patriot 4-6-0 45538 'Giggleswick' in BR Green early emblem (Bac) **BARGAIN** ... £140.21



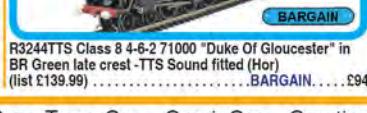
31-204 Class 6P Patriot 4-6-0 5530 'Sir Frank Ree' in LMS crimson (Bac) **BARGAIN** ... £140.21



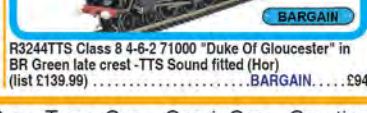
R3464 Class 72xx 2-8-2 7224 in BR Black late crest (Hor) (list £134.99) **BARGAIN** ... £101



R3444 Class 7P Britannia 4-6-2 70034 'Thomas Hardy' in BR green early emblem (Hor) **NEW** ... £140



R3310 Class 7P6F West Country 4-6-2 34006 'Bude' in BR Green late crest (Hor) **BARGAIN** ... £129.62



R3244TTS Class 8 4-6-2 71000 'Duke Of Gloucester' in BR Green late crest - TTS Sound fitted (Hor) **BARGAIN** ... £94



R3339 Class 8P 4-6-2 Princess Coronation 6229 'Duchess of Hamilton' in LMS crimson lake (Gloss Finish) - as preserved (Hor) **NEW** ... £130



R3288 Class 9F 2-10-0 92220 'Evening Star' in BR Green late crest (Hor) **BARGAIN** ... £83.40



R3356 Class 9F Crosti Boiler 92021 2-10-0 in BR Black early crest (heavily weathered) (Hor) **NEW** ... £105



R3086 Class A1 4-6-2 4472 'Flying Scotsman' in LNER apple green - Railroad Range (Hor) (list £84.99) **BARGAIN** ... £55



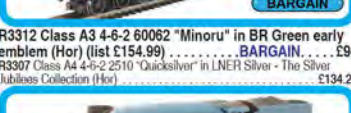
32-5508^ Class A1 4-6-2 60163 'Tornado' in BR lined Brunswick green (Bac) (list £159.95) **BARGAIN** ... £95



R3060 Class A1 4-6-2 60163 'Tornado' in British Railways Apple Green (Railroad Range) (Hor) (list £89.99) **BARGAIN** ... £56



R3086U Class A1 4472 'Flying Scotsman' LNER Apple Green (unboxed) (Hor) **BARGAIN** ... £49



31-528A Class A2 4-6-2 60529 'Pearl Diver' BR lined green late crest (Bac) **BARGAIN** ... £144.45



R3312 Class A3 4-6-2 60062 'Minoru' in BR Green early emblem (Hor) (list £154.99) **BARGAIN** ... £94



R3307 Class A4 4-6-2 2510 'Quicksilver' in LNER Silver - The Silver Jubilee Collection (Hor) **BARGAIN** ... £134.25




R3320 Class A4 4-6-2 60023 'Golden Eagle' in BR Blue early crest (Hor) (list £144.99) **BARGAIN** ... £98



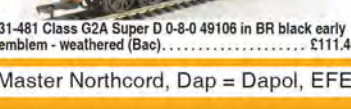
R3338 Class B1 4-6-0 61310 in BR Apple Green (Hor) (list £155.99) **BARGAIN** ... £87



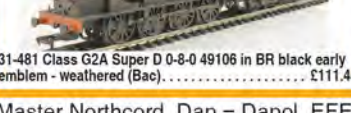
31-462A Class C Wainwright 0-6-0 31227 BR black early emblem (Bac) **BARGAIN** ... £106.21



35-078 Class E4 Brighton tank 0-6-2 32500 in BR black late crest (Bac) (list £109.95) **BARGAIN** ... £80



35-077 Class E4 Brighton tank 0-6-2 32579 in BR black early emblem (Bac) (list £109.95) **BARGAIN** ... £80



35-076 Class E4 Brighton tank 0-6-2 473 in Southern green (as preserved) (Bac) (list £109.95) **BARGAIN** ... £80



31-481 Class G2A Super D 0-8-0 49106 in BR black early emblem - weathered (Bac) **BARGAIN** ... £111.45



31-480 Class G2A Super D 0-8-0 9376 in LMS black tender back cab (Bac) **BARGAIN** ... £101.96



R3326 Class J50/3 0-6-0T 68971 in BR Black late crest (Hor) **BARGAIN** ... £74.06



R3325 Class J50/4 0-6-0T 68987 in BR Black early emblem (Hor) **BARGAIN** ... £74.06



R3242A Class K1 2-6-0 62032 in BR Black early emblem (Hor) (list £129.99) **BARGAIN** ... £82



R3243B Class K1 2-6-0 62064 in BR Black late crest (Hor) (list £129.99) **BARGAIN** ... £82



32-279A Class K3 2-6-0 1304 in LNER black (Bac) **NEW** ... £118.96



32-281 Class K3 2-6-0 61862 in BR black early emblem (Bac) **NEW** ... £118.96



R3465 Class N2 0-6-2T 4765 in LNER Lined Black (Hor) **NEW** ... £83



3910 Class O2/3 Tango 2-8-0 3965 in LNER black stepped tender (Hel) **BARGAIN** ... £148



3912 Class O2/3 Tango 2-8-0 63948 in BR black early crest stepped tender (Hel) **BARGAIN** ... £148



3913 Class O2/3 Tango 2-8-0 63952 in BR black late crest stepped tender (Hel) **BARGAIN** ... £148



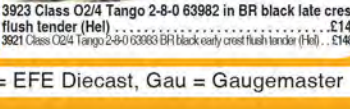
3911 Class O2/3 Tango 2-8-0 63954 in early British Railways black stepped tender (Hel) **BARGAIN** ... £148



3920 Class O2/4 Tango 2-8-0 3962 in LNER black flush tender (Hel) **BARGAIN** ... £148



3922 Class O2/4 Tango 2-8-0 63975 in BR black late crest flush tender (Hel) **BARGAIN** ... £148



3923 Class O2/4 Tango 2-8-0 63982 in BR black late crest flush tender (Hel) **BARGAIN** ... £148



3921 Class O2/4 Tango 2-8-0 63983 in BR black early crest flush tender (Hel) **BARGAIN** ... £148



UK P&P £4 PER ORDER

£2 per single diecast item

£7 guaranteed Next Day delivery

(Orders before 2pm)



R3171 Class P2 2-6-2 2001 'Cock O' The North' in LNER Green (Railroad range) (Hor) (list £84.99) BARGAIN... £67
R3171U Class P2 2-6-2 2001 'Cock O' The North' in LNER Green (Railroad range) - Split from R3171 set (Hor)... £58
R3329 Class S15 4-6-0 30830 in BR Black late crest (Hor)... £124.99



R3413 Class S15 4-6-0 30831 in BR Black late crest (Hor) (list £139.99) BARGAIN... £105



R3412 Class S15 4-6-0 30842 in BR Black early emblem (Hor) (list £139.99) BARGAIN... £105



R3327 Class S15 4-6-0 824 in Southern Railway Olive Green (Hor) £124.99



R3457 Class T9 4-4-0 116 in Southern Green (Hor) NEW £118
R3208 Class V Schools 4-4-0 30915 'Brighton' in BR Black early emblem (Hor) (list £139.99) BARGAIN... £105



R3194 Class V Schools 4-4-0 30937 'Epsom' in BR Black early emblem (Hor) (list £133.99) BARGAIN... £98



R3279 County Class 4-6-0 1016 'County Of Hants' in BR Green early crest - Railroad range (Hor) £69.50
31-880 Standard Class 3MT tank 82020 BR green late crest - weathered (Bac) £118.96
31-881 Standard Class 3MT tank 82021 BR lined black early emblem (Bac) £101.96



32-954 Standard class 4MT 2-6-0 76058 in BR lined black early emblem (Bac) (list £119.95) BARGAIN... £74



31-119 Standard Class 4MT 4-6-0 75035 in BR black late crest - weathered (Bac) NEW £135.96



32-508 Standard Class 5MT 73049 in BR lined green late crest & BR1 tender (Bac) (list £129.95) BARGAIN... £82



32-509 Standard class 5MT 73109 in BR lined black early emblem and BR1B tender (Bac) (list £129.95) BARGAIN... £89
32-261 WD Austerity 2-6-0 90441 in BR black early emblem (Bac) £114.71



R3302 '1940: Return from Dunkirk' 75th Anniversary Train Pack 700 class 0-6-0 325 in Southern black 3 Maunsell coaches in Southern green - Ltd Ed (Hor) (list £249.99) BARGAIN... £160

R1155 Trainpack 4 car Mondino train pack (unboxed) in Virgin Trains 'Alston Pendolino' (Hor)... £79
25-2014 Bachmann OO Scale Silver Anniversary Set Class 5P Jubilee & Class 47 locos in wooden box certificate (Bac) £212.46
R3486 Diesel Freight train pack LMS Class 08 3973 and 3 wagons - Railroad Range (Hor) (list £40.99) BARGAIN... £39
R3399 EWS Freight Train Pack - Ltd Ed (Hor)... £188
R2670 GWR Freight Train Pack Class 101 steam loco and three wagons - Railroad Range (Hor) (list £44.49) BARGAIN... £30



R3220 Tyseley Connection train pack Class 49xx 4953 'Pitchford Hall' in GWR green & 3 Mk1 coaches (Hor) (list £199.99) BARGAIN... £114



R3300 Winston Churchill's Funeral Train Pack Battle of Britain class 4-6-2 34051 'Winston Churchill' in BR green late crest, 2 Pullman coaches & SR Baggage car - Ltd Ed (Hor) £222.21

Diesel locos
10001HAP - 10001 BR Brunswick green orange, black & orange lining. Aug 1956 - Oct 1957. (Dap) (list £105) BARGAIN... £94



R3283 Bagnall shunter in red - Railroad range (Hor) (list £29.99) BARGAIN... £18
2502 Class 05 Hunslet shunter D2581 in BR green wasp stripes (Hel) £100
2522 Class 05 Hunslet shunter D2595 BR blue wasp stripes (preserved) (Hel) £100



32-109 Class 08 08631 'Eagle' in Network SouthEast (Bac) NEW £84.96
R3490 Class 08 08673 in InterCity - Railroad range (Hor)... £35



32-115B Class 08 Shunter 08818 in BR Blue Wasp Stripes (weathered) (Bac) £93.46



32-119 Class 08 Shunter 08907 in DB Schenker red (Bac) £84.96
32-120 Class 08 Shunter 13287 in BR Plain Green Early Emblem (Bac) £84.96
1513 Class 15 AD9698003 (Carriage pre - heating unit) in BR Sherwood green full yellow ends (Hel) £94
1511 Class 15 D8234 in green small yellow panels (Gloss) (Hel) £94



1601 Class 16 North British diesel D8401 BR green small yellow warning panels. Ltd Ed of 750 (general release) (Hel) (list £134.95) BARGAIN... £72
1602 Class 16 North British diesel D8404 BR green Stratford-style yellow warning panels. Ltd Ed of 750 (general release) (Hel) (list £134.95) BARGAIN... £72



1603 Class 16 North British diesel D8407 BR green with full yellow ends. Ltd Ed of 750 (general release) (Hel) (list £134.95) BARGAIN... £72



1604 Class 16 North British diesel D8409 BR green grey roof. Gloss finish. Ltd Ed of 750 (general release) (Hel) (list £134.95) BARGAIN... £72
1718 Class 17 D8523 in blue full yellow ends (Hel) £94



1719 Class 17 D8558 in BR green small yellow panels (Hel) £94

32-045 Class 20 20118 'Saltburn-by-the-Sea' BR Railfreight Red Stripes (Bac) £93.46



32-038DS Class 20 20124 in BR Blue with Indicator Discs (Weathered & DCC Sound Fitted) (Bac) £195.46
32-044 Class 20 20141 BR Green Full Yellow Ends (weathered) (Bac) £97.71
32-044 Class 20 20423 BR Green Indicator Discs & Tablet Collector (Bac) £93.46
MM0233 Class 201 no 233 'River Class' Enterprise full yellow ends (Mun) £129



2302A Class 23 Baby Deltic diesel D5908 BR Green large yellow ends arrows (Hel) (list £119.95) BARGAIN... £79
32-331 Class 25/1 25043 BR Green Full Yellow Ends (weathered) (Bac) £89.21
32-408 Class 25/3 25286 in BR Blue Domino Headcode (Bac) £93.46
2727 Class 27 5363 in BR blue full yellow ends (Hel) £94
2713 Class 27 5370 in BR green full yellow ends (no boiler tanks) (Hel) £94



2800A - Class 28 Co-Bo Diesel D5700 Full BR Green - modified windows. (Hel) (list £125) BARGAIN... £80
2809A - Class 28 Co-Bo Diesel D5708 BR Green Full Yellow Ends (Hel) (list £125) BARGAIN... £89



2807A - Class 28 Co-Bo Diesel D5711 in Full BR Green modified windows. (Hel) (list £125) BARGAIN... £89



R3067 Class 31 31256 BR Blue (Railroad Range) (Hor) (list £84.99) BARGAIN... £42



R3262 Class 31/4 31452 in Devon & Cornwall Railways green (Hor) (list £162.25) BARGAIN... £79



3435 Class 33/0 33049 in BR blue full yellow ends (Hel)... £94
3415 Class 33/0 D0516 in early BR green (Hel) £94



3416 Class 33/0 D6551 in BR green small yellow panels (Hel) £94
3356 Class 33/1 33012 in BR Blue full yellow ends (Hel) £94
3349 Class 33/1 33119 in BR Blue full yellow ends (Hel) £94
3329 Class 33/2 33206 in BR Blue full yellow ends (Hel) £94
32-786 Class 33/3 37174 in EWS Domino Headcode (weathered) (Bac) £106.21
32-784 Class 37/0 37242 Mainline Blue Centre Headcodes (weathered) (Bac) £106.21



32-785DS Class 37/0 37254 in BR Departmental Civil Link Dutch Livery (Weathered & DCC Sound Fitted) (Bac) £203.96



32-390 Class 37/7 37706 'Conidae' in Railfreight Petroleum (Bac) £101.96



32-391DS Class 37/7 37796 in Railfreight coal sector (DCC Sound Fitted) (Bac) £203.96



R3392TTS Class 40 40164 in BR blue - TTS sound fitted - Railroad Range (Hor) (list £89.99) BARGAIN... £69
R3491 Class 42 Warship 'SOS' 'Barlow' in BR green (Hor) £53
32-066 Class 43 North British (NBL) Warship D835 Pegasus in BR Green Small Yellow Panel (Bac) £118.96

32-065 Class 43 North British (NBL) Warship D865 'Zealous' in BR Maroon Small Yellow Panel (Bac) £118.96



32-680 Class 45 45036 in BR Blue Split Centre Headcode (Bac) £101.96
32-681 Class 45 D108 BR Green Split Centre Headcode (weathered) (Bac) £110.46
31-659DS Class 47 47001 in BR Blue - DCC Sound fitted (Bac) £203.95



R3393TTS Class 47 47033 in Railfreight Distribution - TTS sound fitted - Railroad Range (Hor) (list £89.99) BARGAIN... £69



31-656 Class 47/0 47256 in BR Green Full Yellow Ends - weathered (Bac) £127.46



32-816 Class 47/3 47365 'Diamond Jubilee' in BR Railfreight Distribution Livery (Bac) (list £114.95) BARGAIN... £72



31-660 Class 47/4 47436 in BR Large Logo Blue (Bac) £114.71



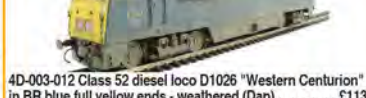
31-654 Class 47/4 47576 'Kings Lynn' in original Network SouthEast (Bac) NEW £114.71



32-817 Class 47/7 47745 'Royal London Society For The Blind' in Rail Express Systems (Bac) (list £114.95) BARGAIN... £72



32-815 Class 47/8 47834 'Fire Fly' in BR Intercity Swallow Livery (Bac) (list £114.95) BARGAIN... £78
4D-003-006 Class 52 diesel D1065 'Western Consort' in BR maroon small yellow panels (Dap) £119
4D-003-010 Class 52 diesel loco D1010 'Western Campaigner' in BR blue full yellow ends (Dap) £109
4D-003-009 Class 52 diesel loco D1021 'Western Cavalier' in BR blue full yellow ends (Dap) £109



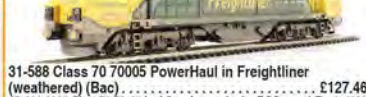
4D-003-012 Class 52 diesel loco D1026 'Western Centurion' in BR blue full yellow ends - weathered (Dap) £113



32-532 Class 55 55007 'Pinza' in BR Blue Finsbury Park White Cab windows (weathered) (Bac) £113.01



R2879 Class 55 Deltic 55001 'St Paddy' in BR blue (Hor) (list £52.49) BARGAIN... £43
R3497 Class 55 Deltic D8016 in BR green - Railroad Range (Hor)... £53



31-588 Class 70 70005 PowerHaul in Freightliner (weathered) (Bac) £127.46
4D-006-008 Class 73 73138 in civil engineers' livery - DCC sound (Dap) £239
4D-006-005 Class 73 73039 in BR early blue small yellow panels - DCC sound fitted (Dap) £239
4D-006-005D Class 73 E6039 BR Early Blue yellow panels - DCC fitted (Dap) £139
4D-006-002 Class 73 electro-diesel 73124 BR blue full yellow ends (Dap) £119.51
4D-006-006 Class 73/1 electro-diesel 73138 Civil Engineers grey & yellow (Dap) £119.51

Visit

www.ehattons.com/hm

18,000+ items available
with live stock information

40-006-005 Class 73/1 electro-diesel E4039 in early blue with small yellow panels and double arrow logo (Dap) £119.51



4010- English Electric DP2 prototype in BR Brunswick green (as per 1962 to May 1965) (Hel) (list £129.95) BARGAIN £75



4011- English Electric DP2 prototype in BR two-tone green (as per 1965 until withdrawal in 1967) (Hel) (list £129.95) BARGAIN £70
MM7071 Irish Class 071/111 diesel loco 071 in IE grey yellow end panels. Ltd production of 250 pieces (Mur) £135

Electric locos

31-678 Class 85 (AL5) Bo-Bo Electric 85026 in BR Blue single pantograph (Bac) (list £112.45) BARGAIN £86



31-677 Class 85 (AL5) Bo-Bo Electric E3056 in BR Blue single pantograph. (Bac) (list £139.95) BARGAIN £79
31-679 Class 85 (AL5) Bo-Bo Electric E3095 BR Electric Blue small yellow panel (Bac) £118.96



R3350 Class 90 90029 in DB Schenker (Hor) (list £69.99) BARGAIN £49



R3480 Class 92 92016 "Brahm's" in Railfreight grey EWS 'Beastie' vinyls (Hor) (list £89.99) BARGAIN £52



9001 Metropolitan Bo-Bo electric 9 "John Milton" in Metropolitan (Hel) £107

HSTs

R3366 Class 43 HST Power (43062) & dummy (43014) in Network Rail new measurement train yellow (Hor) £189.99

DMUs

32-287 Class 101 2 Car DMU BR blue & grey "Cambridge/Nonchalant" (Bac) £135.96
32-285 Class 101 2 Car DMU in BR green speed whiskers "Newcastle/Midlandsbrough" (Bac) £135.96



31-535 Class 105 Cravens 2 Car DMU in BR blue full yellow ends (Power Twin Unit) (Bac) (list £119.95) BARGAIN £78
32-905* Class 108 2-car DMU in BR blue & grey full yellow ends (Bac) (list £139.95) BARGAIN £72.50



32-912 Class 108 3 Car DMU in BR blue full yellow ends (Bac) (list £169.95) BARGAIN £86



8920 Class 128 DPU 55991 in BR blue yellow ends "Parcels Service" (Hel) (list £119.95) BARGAIN £59



8923 Class 128 DPU 55991 in Royal Mail Letters red (Hel) (list £119.95) BARGAIN £59
8921 Class 128 DPU 55992 Royal Mail Letters red (Hel) (list £119.95) BARGAIN £59



8993 Class 128 DPU in BR Blue full yellow ends and Midland style fronts M55990 (Hel) (list £119.95) BARGAIN £52

8992 Class 128 DPU in BR blue small yellow panels and Midland style fronts M55990 (Hel) (list £119.95) BARGAIN £52



8991 Class 128 DPU in BR green small yellow panels & Midland style fronts M55989 (Hel) (list £119.95) BARGAIN £69
8990 Class 128 DPU in BR green speed whiskers and Midland style fronts M55987 (Hel) (list £119.95) BARGAIN £69
8992 Class 128 DPU 55991 in early BR blue white cab roof domes and yellow gangway door covers (Hel) (list £119.95) BARGAIN £69



8922 Class 128 DPU W55992 in BR blue yellow ends & no branding "Scooby Doo" - weathered (Hel) (list £129.95) BARGAIN £59



R3351 Class 153 153358 in Northern Rail (Hor) (list £89.99) BARGAIN £56
32-516A Derby Lightweight 2 Car DMU BR green speed whiskers (Bac) £123.21
8750 Park Royal Railbus SC79070 in BR green speed whiskers (Hel) £97
8704 Railbus W8M E79962 in green large yellow panel - weathered. (Hel) (list £129.95) BARGAIN £79
8803 Railcar W79976 in BR dark green speed whiskers (Hel) £94

EMUs

R4529 Brighton Belle pullman trailer first kitchen S2815 in BR blue & grey (Hor) (list £49.49) BARGAIN £29
R4528 Brighton Belle pullman trailer first kitchen S2835 in BR blue & grey (Hor) (list £49.49) BARGAIN £29
R4527 Brighton Belle pullman trailer third S2865 in BR blue & grey (Hor) (list £49.49) BARGAIN £29
R3290A Class 244L 2 car EMU in BR green small yellow panels (Hor) £120.70



31-032 Class 350/1 Desiro 4-Car EMU 350 102 in London Midland (Bac) (list £189.95) BARGAIN £116



31-031 Class 350/2 Desiro 4 Car EMU 350 238 in London Midland (Bac) (list £189.95) BARGAIN £118



R3215 Class 373 Eurostar 4 car EMU in new (post-2014) Eurostar (Hor) (list £169.99) BARGAIN £94



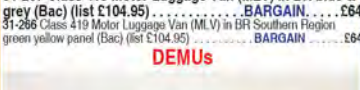
31-375 Class 416 2-car EPB EMU in BR blue (Bac) (list £124.95) BARGAIN £72



31-379 Class 416 2EPB 2 Car EMU 5771 in BR green no yellow panel (Bac) NEW £186.96



31-267 Class 419 Motor Luggage Van (MLV) in BR blue & grey (Bac) (list £104.95) BARGAIN £64
31-266 Class 419 Motor Luggage Van (MLV) in BR Southern Region green yellow panel (Bac) (list £104.95) BARGAIN £64



DEMUs



21-2392 Class 205 2-H Thumper 205001 in de-branded Network SouthEast (Kernow Exclusive) (Bac) £204

Track Maintenance vehicles



8800 Non-motorised OO Track Cleaner motorised cleaning heads & vacuum in blue (Dap) £56



31-575 Windhoff MPV Multi-Purpose master and slave units in 'Network Rail' (Bac) (list £148.95) BARGAIN £77

Train sets - analogue

R1167 Flying Scotsman Train Set 3 x LNER coaches (loco has 3-pole motor) (Hor) £120
R284 Percy and the Mail Train Set (Hor) £72
30-170 Thomas Clyde Express Midland Compound 1000, 2 x corridor composite & 3rd brake coach in LMS (Bac) £148.71
30-105 The Midland Marvel Midland 3F 3522 in LMS, brake van in LMS grey & 2 x 8-plank wagons (Bac) £110.48
R9283 Thomas the Tank Engine Train Set (Hor) £54

Train sets - DCC



R1173 e-Link DCC Western Master train set GWR Class 2721 steam loco & 3 wagons (Hor) (list £159.99) BARGAIN £99



R1172 e-Link DCC Western Master train set A1 Pacific Peppercorn Class in Experimental blue & BR Class 47 (Hor) (list £299.99) BARGAIN £230



R1126 Mixed Freight DCC digital train set Class 08 0-6-0 BR diesel electric loco, steam loco & 4 wagons (Hor) (list £229.99) BARGAIN £135



R1125 Somerset Belle train set Class 3F 0-6-0 S&DJR 0-6-0 steam loco & 3 wagons - DCC control (Hor) (list £179.99) BARGAIN £115

Coaches

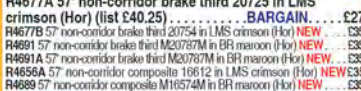
39-001 2 x Mk1 coaches 'Works Test Train' BR blue & grey - weathered (Bac) £72.21



R4677 57' non-corridor brake third 20724 in LMS crimson (Hor) (list £40.25) BARGAIN £27




R4677 57' non-corridor brake third 20724 in LMS crimson (Hor) NEW £35



R4677A 57' non-corridor brake third 20725 in LMS crimson (Hor) (list £40.25) BARGAIN £27



R4677B 57' non-corridor brake third 20754 in LMS crimson (Hor) NEW £35



R4677C 57' non-corridor brake third 20787M in BR maroon (Hor) NEW £35



R4677D 57' non-corridor brake third 20787M in BR maroon (Hor) NEW £35

R4677E 57' non-corridor brake third 20787M in BR maroon (Hor) NEW £35



39-311A BR Mk1 SP Pullman Second Parlour Grey & Blue (With Lighting) (Bac) (list £48.95) BARGAIN £26



39-310C BR Mk1 SP Pullman Second Parlour Umber & Cream 'Car 350' (With Lighting) (Bac) NEW £58.61

39-200C BR Mk1 Super BG Full Brake HES - Weathered (Bac) (list £39.99) BARGAIN £18

39-389 BR Mk2A TSO Tourist Second Open Network SouthEast (Bac) (list £35.99) £38.96

34-078 Collett 60ft 1st/3rd brake composite 6421 GWR chocolate & cream (Bac) £24.61

R4688 Collett corridor composite (Right hand) W6029W BR crimson & cream (LMS) £36

R4686 Ex-LMS 50' full brake M31170M BR blue (Hor) £22

R4531C Galesley 6ft 0" full brake in BR maroon (Hor) (list £48.99) BARGAIN £35

R4650 Galesley suburban brake third E86059E in BR maroon (Hor) £37.27

R4648 Galesley suburban First Class E81035E BR maroon (Hor) (list £40.25) BARGAIN £26



39-470 LMS 60 ft Porthole Corridor Brake 1st in BR Crimson & Cream (Bac) £33.96

39-465 LMS 60 ft Porthole Corridor Composite BR crimson & cream (Bac) £33.96

R4743 Murell composite SR melachite green - Railroad Range (Hor) NEW £18

R4638 Midland Maritime Mk3 TF first class (Hor) (list £28.49) BARGAIN £20

39-225A Mk1 BCK brake composite corridor E21222 BR blue & grey (Bac) NEW £33.96

39-177C Mk1 BG full brake M80565 in BR crimson & cream (Bac) NEW £33.96

39-152B Mk1 FK first corridor E13113 BR crimson & cream (Bac) NEW £33.96

39-226C Mk1 BCK brake composite corridor M21026 BR maroon (Bac) NEW £33.96

39-228D Mk1 BCK brake composite corridor S21275 in BR green (Bac) £33.11

39-178D Mk1 BG Full Brake E80533 in BR maroon (Bac) NEW £33.96



R4698 Mk1 BG full brake E80534 in BR crimson & cream (Hor) (list £29.99) BARGAIN £16

39-175E Mk1 BG full brake in BR blue & grey (Bac) £33.96

R4642A Mk1 BG full brake W84166 BR chocolate & cream (Hor) (list £24.99) BARGAIN £16

39-078M Mk1 BSK brake second corridor E50831 in BR maroon (Bac) £33.96

39-075C Mk1 BSK brake second corridor M35322 BR blue & grey (Bac) NEW £33.96

39-126C Mk1 CK composite corridor M15916 in BR maroon (Bac) NEW £33.96

39-125C Mk1 CK composite corridor M16153 BR blue & grey (Bac) NEW £33.96

39-151F Mk1 FK first corridor E13103 in BR maroon (Bac) £33.96

39-277 Mk1 GUV general utility van E96380 in BR blue (Bac) £33.96

39-271D Mk1 GUV general utility van M86323 in BR maroon (Bac) NEW £33.96

39-274 Mk1 NXX General Utility Van E93326 in BR blue & grey InterCity Motovair branding (Bac) NEW £33.96

39-250A Mk1 RFO Restaurant open M5 in BR blue & grey (Bac) NEW £33.96



39-264A Mk1 RMB Miniature Buffet M1869 in BR blue & grey (Bac) NEW £33.96

39-262B Mk1 RMB Miniature Buffet S1851 in BR green (Bac) £33.96

39-261B Mk1 RMB Miniature Buffet W1816 in BR maroon (Bac) £33.96

39-103C Mk1 RU Restaurant Car E1925 in BR maroon (Bac) £33.96

39-100C Mk1 RU restaurant car E1874 in BR blue & grey (Bac) £33.96

39-105 Mk1 RU restaurant car W1900 BR crimson & cream (Bac) NEW £33.96



39-264A Mk1 RMB Miniature Buffet M1869 in BR blue & grey (Bac) NEW £33.96

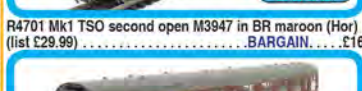
39-262B Mk1 RMB Miniature Buffet S1851 in BR green (Bac) £33.96

39-261B Mk1 RMB Miniature Buffet W1816 in BR maroon (Bac) £33.96

39-103C Mk1 RU Restaurant Car E1925 in BR maroon (Bac) £33.96

39-100C Mk1 RU restaurant car E1874 in BR blue & grey (Bac) £33.96

39-105 Mk1 RU restaurant car W1900 BR crimson & cream (Bac) NEW £33.96



39-264A Mk1 RMB Miniature Buffet M1869 in BR blue & grey (Bac) NEW £33.96

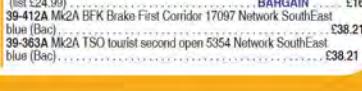
39-262B Mk1 RMB Miniature Buffet S1851 in BR green (Bac) £33.96

39-261B Mk1 RMB Miniature Buffet W1816 in BR maroon (Bac) £33.96

39-103C Mk1 RU Restaurant Car E1925 in BR maroon (Bac) £33.96

39-100C Mk1 RU restaurant car E1874 in BR blue & grey (Bac) £33.96

39-105 Mk1 RU restaurant car W1900 BR crimson & cream (Bac) NEW £33.96



R4700 Mk1 TSO second open M4487 in BR maroon (Hor) (list £29.99) BARGAIN £16

R4644 Mk1 TSO second open W3879 BR chocolate & cream (Hor) (list £24.99) BARGAIN £16

R4644A Mk1 TSO second open W4760 in BR chocolate & cream (Hor) (list £24.99) BARGAIN £16

39-412A Mk2A BFK Brake First Corridor 17097 Network SouthEast (Bac) £38.21

39-363A Mk2A TSO tourist second open 5354 Network SouthEast (Bac) £38.21

Prices valid until 13/07/16

Orders received after this date for products that have increased in price will be given a refund



39-360C Mk2A TSO tourist second open W5316 in BR blue & grey (Bac) £38.21
R4618A Mk2E BSO brake second open 9506 BR Intercity (Hor) (list £24.99) BARGAIN £17



R4612 Mk2E BSO brake second open M9499 in BR blue & grey - lights (Hor) (list £29.99) BARGAIN £19
R4615A Mk2E BSO brake second open M9508 in BR blue & grey (Hor) (list £29.99) BARGAIN £17



R4617 Mk2E FO first open 3234 in BR Intercity (Hor) (list £24.99) BARGAIN £17
R4614 Mk2E FO first open W3228 BR blue & grey (Hor) (list £24.99) BARGAIN £17



R4611 Mk2E FO first open W3247 in BR blue & grey - lights (Hor) (list £29.99) BARGAIN £19



R4613A Mk2E TSO second open W5874 in BR blue & grey (Hor) (list £29.99) BARGAIN £17



R4597 Mk3 SLEP Sleeper 10691 in First Great Western Night Riviera (Hor) (list £28.49) BARGAIN £17
R4730 Mk3 TFO trailer first open W41003 in BR blue & grey (Hor) NEW £27
R4730A Mk3 TFO trailer first open W41004 in BR blue & grey (Hor) NEW £27
R4591 Mk3 TGS guard second 44027 Midland Mainline (Hor) (list £28.49) BARGAIN £14
R4590 Mk3 TRFB restaurant first buffet 40754 in Midland Mainline (Hor) (list £28.49) BARGAIN £14
R4729 Mk3 TRFB trailer first buffet W40001 in BR blue & grey (Hor) NEW £27
R4632C Mk3 TS trailer second 42094 in Intercity Executive (Hor) (list £28.49) BARGAIN £24
R4635A Mk3 TSO second open 12179 in Arriva Trains Wales (Hor) (list £28.49) BARGAIN £20
R4635B Mk3 TSO second open 12180 in Arriva Trains Wales (Hor) (list £28.49) BARGAIN £20



R4665A Mk4 FO first open 11324 in East Coast (Hor) (list £28.49) BARGAIN £14
R4665 Mk4 FO first open 11424 in East Coast (Hor) (list £28.49) BARGAIN £14
R4667 Mk4 RFM Restaurant Buffet 10329 in East Coast (Hor) (list £28.49) BARGAIN £14
R4666 Mk4 TSO second open 12219 in East Coast (Hor) (list £28.49) BARGAIN £14
R4666C Mk4 TSO second open 12403 in East Coast (Hor) (list £28.49) BARGAIN £14
R4666B Mk4 TSO second open 12425 in East Coast (Hor) (list £28.49) BARGAIN £14



R4666A Mk4 TSO second open 12447 in East Coast (Hor) (list £28.49) BARGAIN £14
R4656 Non-Corridor 57 composite 16597 in LMS crimson (Hor) £37.27
R4657 Non-Corridor 57 third class 11603 in LMS crimson (Hor) £37.27
R4676 Pack of 3 Mk3 coaches BR blue & grey (Hor) (list £39.99) BARGAIN £54
76PAN003 Plaxton Panorama Coaches (Ox) NEW £13



R4663 Pullman First Class Kitchen Car - K-Type Pullman Car (Hor) (list £49.99) BARGAIN £33



R4664 Pullman First Class Parlor Car - K-Type Pullman Car (Hor) (list £49.99) BARGAIN £33



R4662 Pullman Third Class Parlor Car - K-Type Pullman Car (Hor) (list £49.99) BARGAIN £33
R4660 Pullman Third Class Kitchen Car - K-Type Pullman Car (Hor) (list £49.99) BARGAIN £33



R4661 Pullman Third Class Parlor Car - K-Type Pullman Car (Hor) (list £49.99) BARGAIN £33
MM1701, MM1702 & MM1703 HPSI Mk2 coaches - FK TSO & BSO - Pack of 3 (Mar) (list £99) BARGAIN £69
39-525 Southern PLV Passenger Luggage Van Southern Railway Green (Bac) £24.61



39-002 Twinpack of Mk2a BFK HST barrier vehicles in plain BR blue (Western region) ADB975666 (Bac) NEW £76.46



38-575A 10 Ton Fish Van LNER Brown (Bac) NEW £16.11
38-116 100 Ton TEA Bogie Tank Wagon 'Aviation Fuel' (Bac) £35.66



38-115 100 ton TEA bogie tank wagon in Fina - weathered (Bac) £36.51



38-030B Pack of 4 100 tonne HHA bogie hopper wagon in Freightliner Heavy Haul sliding end door (Bac) (list £159.80) BARGAIN £130
38-030B Single (Bac) £33.96
38-182 12 Ton BR plywood fruit van B875635 BR Bauxite (Early) - weathered (Bac) £14.41
38-183 12 Ton BR plywood fruit van B875660 BR Bauxite (Late) - weathered (Bac) £14.41
37-708A 12 Ton LMS Cattle Wagon LMS Brown (Bac) NEW £15.26



38-477 12 Ton Non-ventilated Van BR Bauxite (Early) Weathered (Bac) NEW £16.11
38-478 12 Ton Non-ventilated Van BR Bauxite (Late) Weathered (Bac) NEW £16.11
37-804 12 Ton Planked ventilated van M508560 BR Bauxite - weathered (Bac) £14.41
37-278 16 Ton pressed and door steel mineral wagon in BR grey (Bac) £11.01
37-225H 16 Ton steel mineral wagon top flap doors BR grey - weathered (Bac) £14.04
37-253B 16 ton steel mineral wagon without top flap doors in BR grey - weathered (Bac) £12.71



R6726 21 ton hopper E303821 in BR grey (Hor) (list £14.99) BARGAIN £9
R6599 21 Ton Steel Wagon 'Tirepushers' (Hor) (list £9.99) BARGAIN £7.50
R6576 3 Plank wagon 'Walter Scott & Middleton Ltd' (Hor) (list £9.99) BARGAIN £6
R6742 3 Plank Wagon 'Jes Turner & Sons' (Hor) (list £9.99) BARGAIN £6
R6741 3 Plank Wagon 'Morden & Storer' (Hor) (list £9.99) BARGAIN £6
R6740 3 Plank Wagon North British (Hor) (list £9.99) BARGAIN £6
R6739 3 Plank Wagon Port Talbot Steel Co Ltd (Hor) (list £9.99) BARGAIN £6.50



38-125A Megapack of 8 35 Ton VBA box van sliding door in EWS (Bac) (list £191.60) BARGAIN £102
38-125A Single (Bac) (list £23.95) BARGAIN £14
38-125A Pack of 4 (Bac) (list £95.60) BARGAIN £54
4F-040-018 4 Plank H-Holston 22 (Dap) NEW £8.70
4F-040-018 4 Plank H-Holston 22 Weathered (Dap) NEW £9.60
R6593 4 Plank Wagon 'Forrest & Co. Southampton' (Hor) (list £9.99) BARGAIN £7.50
R6780 4-wheel wagon 'Llantfairpwllgwyngyllgogerychwyrndrobwlantyllyslogogogoch' in BR maroon (Hor) NEW £11



37-552C 46T POA Mineral Wagon 'ARC TIGER' Weathered (Bac) £18.66

R6591 4 Plank Wagon 'Egglestree' (Hor) (list £9.99) BARGAIN £7.50
4F-031-027 6 Wheel Milk Tank SR United Dairies (Dap) NEW £12.25
4F-031-026 6 Wheel Milk Tank SR United Dairies Weathered (Dap) NEW £13.10
4F-080-110 8 Plank Monckton (Dap) NEW £9.20
4F-080-111 8 Plank Monckton Weathered (Dap) NEW £10.10
R6596 8 Plank wagon 'Hornsworth' (Hor) (list £9.99) BARGAIN £7.50
38-150A 80 tonne glw BDA bogie bolster wagon in LMS (Bac) (list £23.95) BARGAIN £15
38-150A Pack of 4 (Bac) (list £95.80) BARGAIN £58
38-150A Megapack of 8 (Bac) (list £191.60) BARGAIN £112



R6728A BR (ex-LMS) Horse Box M42253M in BR crimson (Hor) (list £19.99) BARGAIN £12
R6759A BR Blue Spot Fish Van - Blue Livery (Hor) (list £12.99) BARGAIN £8.50
R6759B BR Blue Spot Fish Van - Blue Livery (Hor) (list £12.99) BARGAIN £8.50



R6762 BR Insulated Van (Ex Fish Van) - Weathered (Hor) (list £14.99) BARGAIN £8.50
R6589 Coke Wagon 'Archibald Bathgate of Liverpool & Garston' (Hor) (list £9.99) BARGAIN £7.50



37-951B Pack of 4 Conflat wagon in BR Bauxite BD container in BR crimson B709076 (Bac) (list £63.80) BARGAIN £50
37-951B Single (Bac) £13.50



R6724 Drax 102t biomass hopper in Drax 'powering tomorrow' - Produced for Drax power station - Limited to 1000 - Available only from Hatton's (Hor) £83



R6723 Drax 102t biomass hopper in Drax 'Swoosh' - Produced for Drax power station - Limited to 1000 - Available only from Hatton's (Hor) £83
R6643D ex-GWR shunters truck DW41091 in BR grey (South Lambeth) (Hor) (list £10.95) BARGAIN £8
R6643E ex-GWR shunters truck DW40884 in BR grey (Stoke Gifford) (Hor) (list £12.99) BARGAIN £8
R6679A ex-LMS Horse Box M42178 BR crimson (Hor) BARGAIN £13
R6679 ex-LMS Horse Box M42260 BR crimson (Hor) (list £19.99) BARGAIN £13



R6683D Extra-long CCT van E1359E in BR crimson (Hor) (list £19.99) BARGAIN £11
R6778 Father's Day Open Wagon - 2016 (Hor) NEW £11
4F-044-003 Fish Container Twin Pack OO F-Line 640719 + 640720 (Dap) £31
38-345A~ FNA Nuclear Flask Wagon flat floor & round buffers in standard buff - Flask 9 (Bac) (list £29.95) BARGAIN £17
38-345A~ Pack of 4 (Bac) (list £119.80) BARGAIN £65
38-345A~ Megapack of 8 (Bac) (list £239.60) BARGAIN £128
38-347A FNA nuclear flask wagon sloping floor & oval buffers in standard buff - Flask 43 (Bac) (list £29.95) BARGAIN £19
4F-016-101 Fyffes bananas van in yellow - weathered (Dap) £9
R6642C GWR shunters truck 94036 GWR Grey (Hales Owen) (Hor) (list £10.95) BARGAIN £8
R6642D GWR shunters truck 94990 GWR Grey (Fowey) (Hor) (list £12.99) BARGAIN £8



R6781 Hornby 2016 PGA wagon - Formerly exclusive to Hornby Collector's Club (Hor) (list £15) BARGAIN £7
R6727A Horse box 42442 in LMS maroon (Hor) (list £19.99) BARGAIN £12
R6727 Horse box 42489 in LMS maroon (Hor) (list £19.99) BARGAIN £12



38-212B JJA non-generator auto ballaster in ex-Railtrack curved top profile - weathered (4 per rake each Generator wagon) (Bac) £46.71



4F-010-001 JNA Falcon Network Rail NLU29006 (Dap) NEW £20
4F-010-002 JNA Falcon Network Rail NLU29003 (Dap) NEW £20
4F-010-003 JNA Falcon Network Rail NLU29149 (Dap) NEW £20



4F-010-004 JNA Falcon Network Rail NLU29239 (Dap) NEW £20
B910C KOAKITA Pocket wagon & container (Dap) £23

R6678A LMS Horse Box 42400 LMS crimson (Hor) (list £19.99) BARGAIN £13
4F-046-001 Mograpel Twin Pack - weathered - 2 x 45 Ft High Cube Containers (Dap) £31
38-553A Midland 20T brake van 134900 LMS Bauxite (without Duckets) (Bac) £23.76



38-552A Midland 20T brake van 357914 in LMS Grey (with Duckets) (Bac) £23.76
38-550A Midland 20T brake van M357807 BR Grey (with Duckets) (Bac) £23.76
R6473 Pack of 3 16 ton mineral wagons in BR Bauxite - Railroad Range (Hor) (list £17.99) BARGAIN £12
37-087 Pack of 3 5-plank wagons - weathered (Bac) £39.06
37-085A Pack of 3 7-plank 'Coal trader' private owner wagons - weathered (Bac) £42.46



R6712A Pack of 3 five-plank open wagon in BR Bauxite (Hor) (list £24.99) BARGAIN £15
R6712 Pack of 3 five-plank open wagons in BR Bauxite (Hor) (list £24.99) BARGAIN £15
38-650A PCA Molain Bulk Powder Wagon 11017 Blue Circle Cement (Bac) £22.06
R6789 Railroad Fuel Tanker Triple Pack - BP - Texaco, Total (Hor) £16
4F-027-005 Silver Bullet NACCOC/ECC 3387-7898047-6 (Dap) NEW £23.80
4F-027-008 Silver Bullet NACCOC/ECC 3387-7898057-7 Weathered (Dap) NEW £25.25
4F-027-006 Silver Bullet NACCOC/ECC 3387-7898102-8 (Dap) NEW £23.80



4F-027-007 Silver Bullet NACCOC/ECC 3387-7898119-5 Weathered (Dap) NEW £25.25
38-400A SR 25 Ton H-B Box brake van 56452 in SR Brown (Bac) NEW £23.76



37-716 Triple Pack of 8 Ton Cattle Wagons in BR Bauxite - Weathered (Bac) NEW £50.96

Analogue controllers



R8012 HM2000 High output power & speed controller, mains supply (Hor) £74
36-560 Plug in 0.7 Amp transformer separate speed controller, track connector wires & power clip (Bac) £25.54

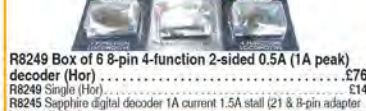
DCC decoders



36-554 21-pin 3-function 2-sided 1A decoder back EMF for slow running (Bac) £12



36-557 Pack of 5 21-pin E-Z Command 4-function 1A decoder back EMF (Bac) (list £92.50) BARGAIN £70
36-557 Single (Bac) £14.50
X9659 4-pin decoder for some train set locos and Sentinels (Hor) £10
DC227 8 & 21-pin 4-function 1A (1.8A peak) small OMNI decoder (measures 23 x 27 x 10mm) (Gau) £16



BPDC27 8 & 21-pin 4-function 1A (1.8A peak) small OMNI decoder (measures 23 x 27 x 10d mm) x 5 (Gau) £71



R8249 Box of 6 8-pin 4-function 2-sided 0.5A (1A peak) decoder (Hor) £76
R8249 Single (Hor) £14
R8245 Sapphire digital decoder 1A current 1.5A stall (21 & 8-pin adapter included) (Hor) £32

DCC accessory decoders



PC2 One Touch DCC Quad Point Controller x 4 (Tra) £32

DCC controllers

R8214 DCC Elite unit digital controller (Hor) £205
R8312 e-LINK Module, Railmaster Software & 1 Amp Transformer (PC/Laptop Required) (Hor) £68
R8312U e-LINK Module, Railmaster Software & 1 Amp Transformer (PC/Laptop Required) - Unboxed - Split from train set (Hor) £55
36-500 EZ Command DCC controller - boxed (Bac) £76.46



Opening hours
Store: 09:00 - 17:00 Mon - Sun

07:30 - 18:00 Mon-Sat
09:00 - 17:00 Sun



35-504 EZ Command Dynamics Ultima DCC system (Bac) £250.71

Point motors
R8243 Surface Mounted point motor (Hor) £7

Lighting equipment
GM56 Buffer lights x 2 (Gau) £10
CL2 Standard Coach Lighting Strips - Warm White (Tra) £17

Accessories
SFX10 Steam loco sound capsule (with built battery, speaker & motion detector) (Tra) £37

Spares
36-026 10 x Mk2 Couplings mini type - long (Bac) £4.68
36-025 10 x Mk2 Couplings mini type - short (Bac) £7.61
SL-110 Finescale rail joiners/fishplates (for code 70, 75 & 83) for OO & HO gauge - Pack of 24 (Pec) £2
SL-11 Insulated rail joiners/fishplates (for OO, HO & O gauge code 100 rails incl. Hornby, Peco & Peco Streamline) - Pack of 12 (Pec) £2
GM50 Locomotive wheel cleaner (Gau) £24

Metal Conductive RAIL JOINERS
HO, HO, HO & HO

SL-10 Metal rail joiners/fishplates (for code 100 rails incl. Hornby, Peco & Peco Streamline). For OO, HO & O gauge - Pack of 24 (Pec) £2.50

36-030 Mk2 Couplings NEM shaft (straight) pocket x 10 (Bac) £6
36-061 Mk2 NEM Coupling Short Straight x 10 (Bac) £7.61
19KADEE NEM-362 Long Coupler - 10.61 mm (27/64") (w/o Draft Gear Boxes) (2 pair) (Kad) £3.50

18KADEE NEM-362 Medium Coupler - 8.63 mm (11/32") (w/o Draft Gear Boxes) (2 pair) (Kad) £3.50
TT4561 Tidy Track Roto Wheel Cleaner (OO/HO Gauge) (Woo) £21.75

Wheel sets
R8218 14.1 mm coach wheels (pack of 10) (Hor) £5
R8264 14.1 mm 2 hole coach wheels (pack of 10) (Hor) £5
R8097 Metal 3 hole disc wagon wheels on axles (10 axles) 12.6 mm diameter (Hor) £6.50
R8096 Metal disc wheels on axles (10 axles) (Hor) £5.50
R8098 Metal spoked wheels on axles (10 axles) (Hor) £5
36-0054 Pair of BR Mk1 coach bogies. Identical to 36-005 (Bac) £6.76

Man-made scenic structure - railway-related
LK-55 76ft Well type turntable (Pec) £38
R083 Buffer Stop (Hor) £14.40
R083 Box of 6 (Hor) £8
R070 Electrically Operated Turntable (Hor) £59
44-508 Motive Power Depot Mtd shed accessories (Bac) (list £15.45) BARGAIN £9.50
R514 Platform Canopy x 2 (Hor) £12
SL-40 Rail built buffer stop (Pec) £1.50

Signals
R169 Home junction signal (Hor) £10
ECKES24 Kit for a position light ground signal kit 2 white, 1 red (Eck) £12
DS1 One Touch DCC Signal Home (RVS) (Tra) £22
4L-002-001 Signal - Motorised LMS home (OOSIGN3) (Dap) £22

4L-001-001 Signal - Motorised, Square post GWR home lower quadrant (OOSIGN1) (Dap) £22

Buildings - general
44-040 Diesel fueling point - Sceneraft range (102 x 57 x 50mm) (Bac) £16
44-571 Fresh Fish Stall (Bac) NEW £19.96
44-265 Low Relief Block of fish stalls (Bac) £33.51
P0279 Low Relief Department Store (Met) £12.50
44-202 Low Relief Front Terrace Houses (Bac) £20.36
P0261 Pair of red brick terrace houses (Card Kit) (Met) £8
44-161 Pardon Snells Hall (200 x 100 x 130mm) (Bac) £40
(list £57.95) BARGAIN £19
EM006 Victorian Semi Houses - Low Relief fronts (Pec) NEW £19
EM005 Victorian Semi Houses - Low Relief rear (Pec) NEW £19

Man-made scenic structure - non-railway
44-016 Fuel Storage Tanks (Bac) £39.96

Bridges, Tunnels & Walls
44-0044 Concrete footbridge (Bac) NEW £38.21
44-225 Low Relief Retaining Walls (108 x 10 x 85mm) (Bac) £14.41
P0244 Retaining Wall in Red Brick - 4 sections per kit (Met) £11
P0245 Retaining Wall in Stone - 4 wall sections per kit (Met) £11

People - civil
36-408 12 x Seated Coach Passengers (Bac) NEW £10.16
36-407 1950s Train Crew x 6 (Bac) £6.21
36-402 1900/70s Standing Station Passengers (Bac) £6.38
36-047 Locomotive staff x 6 (Bac) £6.21

Track - Code 100 Setrack
ST-245 Setrack curved double rail left handed point insulating (Pec) £14
ST-244 Setrack curved double rail right handed point insulating (Pec) £14
ST-201 Setrack double straight (Pec) £2
ST-241 Setrack No 2 radius left handed point insulating (Pec) £9
ST-240 Setrack No 2 radius right handed point insulating (Pec) £9

ST-204 Box of 24 Setrack Quad Straight (670mm) (Pec) £76
ST-204 Single (Pec) £3.50

Track - Code 100 Streamline
SL-100 Pack of 25 1 yard (91.5cm) length of Code 100 Wooden-sleeper nickel silver flexible track (Pec) £66
SL-100 Single (Pec) £2.64
SL-102 1 yard (91.5cm) length of Nickel Silver concrete-sleeper flexible track (Pec) £3
SL-102 Pack of 25 (Pec) £70

SL-E99 3 way medium radius point electrofrog (Pec) £25
SL-99 3 way medium radius point insulating (Pec) £25

SL-90 Double slip insulfrog (Pec) £31
SL-87 Left hand curved point (Pec) £12.50
SL-87 Left hand curved point electrofrog (Pec) £12.50
SL-E88 Left hand large point electrofrog (Pec) £12
SL-96 Left hand medium point (Pec) £10

SL-E96 Left hand medium point electrofrog (Pec) £10
SL-92 Left hand small point (Pec) £9.50

SL-E92 Left hand small point electrofrog (Pec) £9.50
SL-E92 Right hand curved point electrofrog (Pec) £12.50
SL-E88 Right hand large point electrofrog (Pec) £12
SL-88 Right hand large point insulating (Pec) £12
SL-95 Right hand medium point (Pec) £10

SL-E95 Right hand medium point electrofrog (Pec) £10
SL-91 Right hand small point (Pec) £9.50

SL-E91 Right hand small point electrofrog (Pec) £9.50
SL-80 Single slip insulfrog (Pec) £28
SL-E97 Small Y point electrofrog (Pec) £9.50

Track - Code 75 FineScale Streamline
SL-106F 1 yard (91.5cm) length of Code 75 flexible 'Bibloc' track (Pec) £3.50
SL-106F Pack of 25 (Pec) £84
SL-102F 1 yard (91.5cm) length of Finescale Nickel Silver concrete-sleeper double track (Pec) £72
SL-102F Pack of 25 (Pec) £72

SL-100F Pack of 25 1 yard (91.5cm) length of Nickel Silver Finescale flexible track (Pec) £72
SL-100F Single (Pec) £2.88
SL-E189 3 way finescale medium radius point electrofrog (Pec) £27
SL-E190 Finescale double slip electrofrog (code 75 Rail) (Pec) £35
SL-E187 Finescale left hand curved point electrofrog (Pec) £12.50
SL-E188 Finescale left hand large point electrofrog (Pec) £12
SL-E192 Finescale left hand medium point electrofrog (Pec) £12
SL-E189 Finescale left hand small point electrofrog (Pec) £10
SL-E188 Finescale right hand curved point electrofrog (Pec) £12.50
SL-E188 Finescale right hand large point electrofrog (Pec) £12

SL-E195 Finescale right hand medium point electrofrog (Pec) £12
SL-E191 Finescale right hand small point electrofrog (Pec) £10

Track & Points
R8990 1 single yard length of Semi-Flexible Track (Hor) £3.50
R8990 Pack of 24 (Hor) £79
R605 1st radius double curve (8 make a circle) (Hor) £2.50
R605 Circle of 8 (Hor) £15
R607 2nd radius double curve track (8 make a circle) (Hor) £2.25
R607 Circle of 8 (Hor) £18
ST-2026 2nd radius Double Curve Track (ST-226 x 4) (Pec) £10
R609 3rd radius double curve track (8 make a circle) (Hor) £3
R609 Circle of 8 (Hor) £22
ST-2031 3rd radius Double Curve Track (ST-231 x 4) (Pec) £11
ST-2035 4th radius Standard Curve Track (ST-235 x 8) (Pec) £16
R6262 Double 4th radius curve (8 make a circle) (Hor) £3

R601 Box of 24 Double Straight (Hor) £49
R601 Single (Hor) £2.25
R6222 Extension Pack B. Contains 1 x R6073, 2 x R600, 4 x R607, 1 x R606, 1 x R083 (Hor) £21
SL-190 Finescale double slip insulfrog (Pec) £35

R8072 Left Hand Standard Point (Hor) £9
R603 Long Straight (Hor) £3.25
36-603 Long straight track nickel silver (same as R603) (Bac) £2.76
36-603 Box of 10 (Bac) (list £34) BARGAIN £24.80

R8073 Right Hand Standard Point (Hor) £9
36-673 Right-Hand Standard Point (Bac) £7.52
R621 Single 970mm length of flexible track (Hor) £3
R621 Pack of 24 (Hor) £66
R600 Standard Straight (Hor) £140
R600 Box of 24 (Hor) £333

Track underlay
GM200 5 metres of realistic grey ballasted OO gauge underlay (Gau) £19
SL-50 Roll of foam track underlay sleeper indentation. Suitable for Setrack and Streamline 5m long (16 4/7") (Pec) £9
R838 Roll of track foam underlay Approx: 4880mm (16ft) (Hor) £9

Railway publications
36-2016 Bachmann Branchline 2016/17 Catalogue (Bac) £6.80
R8153 Hornby 2016 140-page handbook (Hor) £6

Buses
76W0801 Bedford OWB MacBraynes (Oxf) £12
25213 Bristol Pull Bus Bristol N.B.G. (EFE) £28
76R001 Duplex Roadmaster Belle Vue Coaches (Oxf) £14
28609 GM Standard Atlantean 'GM Buses, Rochdale' (EFE) NEW £28
76LRT007 Leyland Royal Tiger Coach North Western (Oxf) £13

NEW
76PD2002 Leyland Titan PD2/12 Midland Red (Oxf) NEW £16
20651 Plaxton Point Dart First Capital Citybus (EFE) NEW £28
31910 RML Routemaster 'Arriva London' (EFE) NEW £28
76RZ005 Scania Lizard PB White (Oxf) £16
76RZ001 Southdown Centenary Set Leyland Royal Tiger & Weymann Fanlure (Oxf) £16
76WFA003 Weymann Fanlure AEC Neath & Cardiff (Oxf) £13
27614 Wright Volvo Endurance strobe/sidebus 'The Delaine' (EFE) £15

76ASS004 Austin Seven Saloon Westminster Green (Oxf) £4
76MB003 Messerschmitt K1200 Bubble Top Rose (Oxf) NEW £4
76RAN002 Range Rover 2013 Santorini Black (Oxf) NEW £5
76T25008 VW T25 Bus Ivory/Bright Orange (Oxf) NEW £4
76T25009 VW T25 Camper Medium Blue, White (Oxf) NEW £4
76T25007 VW T25 Van Orient Red (Oxf) NEW £4

Cars
76AEC019 AEC Matador and Trailer Robert Brothers (Oxf) £11
76STOB027 DAF 2600 Curtainside (Oxf) £17
76R28002 DAF 2600 pickup Alfred Hymas (Oxf) £18
76LV002 ERF LV Flatbed Trailer Garmston (Oxf) NEW £13

Commercial vehicles
76SET405 Haydon Coulthard Centenary Set (Oxf) £40
DA36 Leyland FG flatbed 'M.G. Williams - Coal Merchant' load of coal & coke sacks (circa 1965 - 1975) (Bac) £8.99

76ST005 Scammell Showtrac & Doggem Trailer Anderton & Rowland - Gladiator (Oxf) £10
76ST006 Scammell Showtrac Anderton & Rowland - John Bull (Oxf) NEW £10

NEW
76SL002 Scania Crane Lorry White (Oxf) NEW £13
76SHL04WF Scania Highline Walking Floor Stobart Ascot Champions Day (Oxf) £17.80
76SCA04LL Scania R Series Topline low loader 'McFadyens' (Oxf) £19

Farming & Construction
76KOM001 Komatsu PC340 standard (fully poseable) boom (Oxf) £17
76DOR003 Dorchester AGV 1st Polish Arm. Div. NWE 1045 (Oxf) NEW £10.80

76SET34 5 Piece British Rail Set KA/CQ/25/LR (Oxf) £20
76F8007 Dennis F8 Christchurch Fire Service (Oxf) NEW £11

N Gauge Steam locos
372-311 Class 21C1 Merchant Navy 4-6-2 35023 'Holland-Afrika Line' BR green early emblem (Gra) £135.96
372-626 Class 2MT Ivatt 2-6-2 49440 BR lined black early emblem (Gra) £93.46
372-627 Class 2MT Ivatt 2-6-2 6404 LMS black (Gra) £119.95
28-015-001 Class 2MT Ivatt 2-6-2 1206 in LMS black (Dap) £53

25-015-004 Class 2MT Ivatt 2-6-2 41310 in BR black early emblem - weathered (Dap) £57
372-080 Class 4F 0-6-0 43024 BR lined black early emblem (Gra) £33.46
25-007-012 Class 57xx Pannier 0-6-0 5764 in Great Western green (Dap) £61
25-007-013 Class 57xx Pannier 0-6-0 9744 in British Railways green (Dap) £61
25-007-014 Class 57xx Pannier 0-6-0 6700 in BR black early crest and later cab (Dap) NEW £69.79
25-007-019 Class 57xx Pannier 0-6-0 6714 in National Coal Board green original cab (Dap) NEW £69.79

25-007-018 Class 57xx Pannier 0-6-0 7873 in BR lined black early crest and later cab (Dap) NEW £69.79
25-007-016 Class 57xx Pannier 0-6-0 7877 in BR green British Railways lettering & later cab (Dap) NEW £69.79
25-007-015 Class 57xx Pannier 0-6-0 7971 GWR black later cab (Dap) NEW £69.79

NEW
25-007-020 Class 57xx Pannier 0-6-0 7821 'Ditcher Manor' in BR Mixed Traffic Black Early Crest, DCC Fitted (Dap) £119
25-013-005 Class 9F 2-10-0 92006 in BR black early emblem & BR1G tender - weathered (Dap) £94
25-012-008 Class A1X Terrier 0-6-0 2344 Southern Railway green (Dap) £93.66
25-012-008 Class A1X Terrier 0-6-0 2344 Kent & East Sussex blue (Dap) £63.66

25-012-005 Class A1X Terrier 0-6-0 23655 in BR black early crest (Dap) £63.66

25-012-007 Class A1X Terrier 0-6-0 23655 'Portishead' in GWR green shirlington (Dap) £63.66
372-386 Class A2 4-4-2 60322 Duo-Pacer BR lined green into crest (Gra) £135.96
25-008-005 Class A4 steam loco 60022 'Mallard' in BR green early crest & double chimney (Dap) £119.60
25-020-002 Class B17 4-4-0 61604 'Liverpool' BR green early emblem (Dap) £94
372-400 Class J30 0-6-0 1085 LNER Lined Black flat sided tender (Gra) £20.71
372-403 Class J30 0-6-0 16481 in BR black late crest & stopped tender - weathered (Gra) (list £114.95) BARGAIN £78
25-016-002 Class M7 0-4-4 30126 in BR black early emblem (Dap) £53
372-933 Class N 2-6-0 810 in SECR grey (Gra) £106.21
372-930 Class N 2-6-0 816 in BR Olive green (Gra) £106.21
25-021-002 Class Q1 0-6-0 53018 in BR black late crest (Dap) £94

Train packs
370-500 Cumbrian Mountain Express Train Pack Coronation Class 46229 'Duchess of Hamilton' in BR maroon late crest, 3 x Mk1 coaches in blue/grey & Sceneraft 'Ais Gill' Signal box (Gra) £131.71

370-300 Landship Train Train Pack Class 4F 3848 in Midland Railway black, 3 x bogie bolster wagons in olive green & 3 x Mk1 tanks under tarpaulins (Gra) £89

Diesel locos
371-023 Class 06 08600 'Ivor' in Network SouthEast (Gra) £80.71
371-024 Class 08 08907 in DB Schenker (Gra) £80.71
371-015C Class 08 Shunter 08972 in BR Blue Wasp Stripes (Gra) £76.48
20-021-003 Class 156 156403 Regional Railways express Central Trains branding (Dap) £99
371-034 Class 20 20132 in BR Railfreight Red Stripe (Gra) £99.21

371-035 Class 20 Twin Pack 20904 'Nancy' & 20906 in Hunslet-Barclay Livery (Gra) £178.08

20-012-010 Class 22 diesel loco D6311 in BR green no yellow panels & disc headcodes (Dap) (list £136.89) BARGAIN £76

20-012-013 Class 22 diesel loco D6315 in BR green (pre-TOPs font numbering) - weathered (Dap) (list £142.89) BARGAIN £79

20-012-008 Class 22 diesel loco D6311 in BR green small yellow panels & disc headcodes (Dap) (list £142.89) BARGAIN £79

20-012-011 Class 22 diesel loco D6318 in BR blue full yellow ends (Dap) (list £136.89) BARGAIN £99

20-012-011 Class 22 diesel loco D6327 in BR green amended yellow panels & disc headcodes (Dap) (list £136.89) BARGAIN £76

Want it DCC fitted?

www.ehattons.com/dccfitting

for more details



BARGAIN

2D-012-014 Class 22 diesel loco D6328 in BR blue (pre-TOPS font numbering) (Dap) (list £136.89) **BARGAIN** £276
 2D-012-012 Class 22 diesel loco D6330 in BR blue (TOPS font numbering) - weathered (Dap) (list £136.89) **BARGAIN** £79
 371-088 Class 25/2521 in BR blue (weathered) (Gra) £93.46
 371-112 Class 31 31172 in BR blue Full Yellow Ends (Gra) £100.26
 371-111 Class 31 D5596 in BR Green Small Yellow Panels (Gra) £100.26
 371-8258 Class 47/0 D1572 in BR Green Small Yellow Panels (Gra) £101.96



2D-004-001D Class 56 diesel loco 56019 in Railfreight red stripe, DCC Fitted (Dap) £134.70
 2D-004-003 Class 56 diesel loco 56022 in BR blue (Dap) £113.30
 371-383A Class 66 66101 in DB Schenker Livery (Gra) £103.66
 2D-007-002 Class 66 diesel 66504 in 'Freightliner PowerHaul' (Dap) £75
 ND1011 Class 67 Diesel 67030 EWS (Dap) £93
 371-636 Class 70 Powerhaul 70003 Freightliner (Gra) **BARGAIN** £82.50
 371-635 Class 70 Powerhaul 70006 Freightliner (Gra) **BARGAIN** £82.50 (list £119.95)

HSTs

2D-019-003 Class 43 HST Book Set in Intercity Executive - W43126, W43125 & two Mk 3 coaches (Dap) £135



2D-019-004 Class 43 HST Book Set in Intercity Swallow - 43075, 43106 & two Mk 3 coaches (Dap) £135

DMUs



371-511 Class 101 3-car DMU in BR blue & grey (Gra) £118.96
 2D-009-002 Class 121 single car DMU 'Bubble car' 55032 BR blue/grey (Dap) £90
 2D-009-002D Class 121 single car DMU 'Bubble car' 55032 in BR blue/grey (DCC Fitted) (Dap) £107
 2D-009-001D Class 121 single car DMU 'Bubble car' W55027 in BR green speed whiskers (DCC Fitted) (Dap) £107
 371-433 Class 170/4 3 Car DMU 170434 in ScotRail livery (Gra) (list £145.95) **BARGAIN** £100



371-741* Class 251 Blue Pullman 6 car Midland set in Nanking blue full yellow ends. (Gra) (list £269.95) **BARGAIN** £171

EMUs

371-702 Class 350/1 Desiro 4 Car EMU 350 101 in London Midland (Gra) (list £169.95) **BARGAIN** £99
 371-701 Class 350/2 Desiro 4-car EMU 350 236 in London Midland (Gra) (list £169.95) **BARGAIN** £99
 372-677 Class 411 4 CEP 4 car EMU in BR blue & grey (Gra) £137.02

Coaches

2P-003-005 B Set Coach Twin Pack BR Crimson 6975 & 6976 (Dap) **NEW** £22.80
 2P-003-003 B Set Coach Twin Pack Great Crest Western 6894 & 6895 (Dap) **NEW** £22.80



2P-003-000 B Set coach twin pack GWR crest (Dap) **NEW** £22.78
 374-640 BR Mk1 CCT BR blue weathered (Gra) **NEW** £21.21
 374-220D BR Mk1 FK Pullman First Kitchen Car Robin Umber & Cream (Gra) £30.56
 374-200E BR Mk1 FP Pullman First Parlour Car Pearl Umber & Cream (Gra) £30.56
 374-807 BR Mk1 RFO Restaurant Car Crimson & Cream (Gra) (list £28.95) **BARGAIN** £17



374-055E BR Mk1 SK Second Corridor M24032 in Blue & Grey (Gra) £25.46
 374-926A BR Mk1 SLF Sleeping First Maroon (Gra) **NEW** £25.46
 374-925A BR Mk1 SLSTP Sleeping Second Maroon (Gra) **NEW** £25.46
 374-901B BR Mk1 TPO in Post Office red (Gra) £33.96



374-991 Bulleid 3-Coach Set BR (SR) Green (Gra) **NEW** £76.46
 2P-003-003 B Set Coach Twin Pack GWR Crest Chocolate & Cream 3rd Class 1096 (Dap) **NEW** £19.50
 2P-000-157 Collect Coach GWR Crest Chocolate & Cream 3rd Class 1116 (Dap) **NEW** £19.50
 2P-000-058 Collect Coach GWR Crest Chocolate & Cream Composite 7023 (Dap) **NEW** £19.50
 2P-000-057 Collect Coach GWR Crest Chocolate & Cream Composite 7047 (Dap) **NEW** £19.50
 2P-000-281 Collect Coach GWR Crest Chocolate & Cream Brake Comp 6541 (Dap) **NEW** £19.50
 2P-000-282 Collect Coach GWR S/B Chocolate & Cream Brake Comp 6532 (Dap) **NEW** £19.50
 2P-011-104 Gresley Coach LNER Teak 1st Class 31865 (Dap) **NEW** £20.57
 2P-011-105 Gresley Coach LNER Teak 1st Class 31873 (Dap) **NEW** £21
 2P-011-008 Gresley LNER Teak 3rd Class 60637 (Dap) **NEW** £21
 2P-011-007 Gresley LNER Teak 3rd Class 60641 (Dap) **NEW** £21
 2P-011-009 Gresley LNER Teak 3rd Class 60655 (Dap) **NEW** £21
 2P-011-303 Gresley LNER Teak Buffet 9115 (Dap) **NEW** £21
 374-877 LMS 50ft Inspection Saloon Blue & Grey (Gra) £33.96
 374-876 LMS 50ft Inspection Saloon BR Maroon (Gra) £33.96



2P-012-252 Maunsell SR Lined Green 6 coach set (Dap) £111



374-643 MK1 CCT in BR departmental yellow (Gra) **NEW** £20.36
 374-992 Mk1 Coach Pack Handed-Roadway Wood Killing Train (Gra) £50.96

Wagons

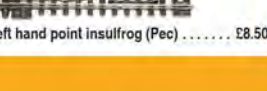
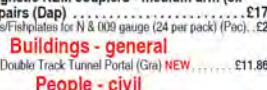

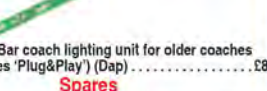
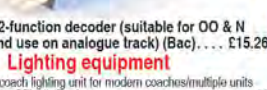
377-825A 20 Ton Presto Bulk Powder Wagon Bulk Tunnel Cement Baulmer (Gra) (list £17.95) **BARGAIN** £9
 2F-038-041 20T Steel Mineral GWR 33250 (Dap) **NEW** £9.78
 2F-038-042 20T Steel Mineral GWR 33250 Weathered (Dap) **NEW** £10.63
 2F-034-027 21T Hopper Doncaster Coalite 576 (Dap) **NEW** £8.59
 2F-034-028 21T Hopper Doncaster Coalite 576 Weathered (Dap) **NEW** £9.44
 2F-034-036 21T Hopper NE 183625 Weathered (Dap) **NEW** £10
 377-550B 31 Tonne OGA Dropside Open Wagon BR Departmental (Dutch) (Gra) (list £16.95) **BARGAIN** £10.50
 2F-028-001 45 Foot Container Twin Pack Co-op & Argos (Dap) **NEW** £9.99
 2F-028-002 45 Foot Container Twin Pack Co-op & Argos Weathered (Dap) **NEW** £10.84
 373-576A 46 Tonne glw MCA Open Box Wagon BR Coal Sector Weathered (Gra) **NEW** £11.86
 373-576 46 Tonne glw MCA Open Mineral Wagon EWS Weathered (Gra) **NEW** £11.86



2F-031-008 6 Wheel Milk Tanker Express Dairy (Silver) (Dap) £13
 2F-060-011 Grampus BR Black D890412 (Dap) **NEW** £12.33
 2F-060-010 Grampus BR Black D890408 (Dap) **NEW** £12.33
 2F-060-012 Grampus BR Black D890603 (Dap) **NEW** £12.33
 2F-060-013 Grampus Taurillon Concrete Olive Green D8986708 (Dap) **NEW** £12.33
 377-701 JJA Mk2 Auto-Ballast Non-Generator Unit (Flat Top Profile) Railtrack (Gra) £33.96
 2F-055-002 Megafret Wagon (3308 4943 055) + 2 Stobart Rail Containers (Dap) £25
 2F-027-008 Silver Bullet Emmevas 33 87 789 80031-4 Weathered (Dap) **NEW** £25.46
 2F-027-005 Silver Bullet Emmevas 33 87 789 8037-9 Weathered (Dap) **NEW** £25.46
 2F-027-007 Silver Bullet Wagon Emmevas 33 87 789 8004-9 (Dap) **NEW** £23.46
 2F-027-008 Silver Bullet Wagon Emmevas 33 87 789 8013-0 (Dap) **NEW** £23.46
 373-665 Triple pack 14 Ton tank wagons - weathered (Gra) (list £47.95) **BARGAIN** £26

DCC decoders

DCC23 6-pin 2-function 1A (2A peak) decoder (suitable for N gauge) (Gau) £24
 36-558A 6-pin 2-function decoder (suitable for OO & N gauge locos and use on analogue track) (Bac) £15.26



ST-5 Setrack right hand point insulfrog (Pec) £8.50
 ST-1 Standard straight track (Pec) £1.30
 ST-300 Slantor Track Set (Pec) £44

Track - Code 80 Streamline

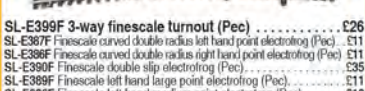
SL-302 1 yard (91.5cm) length of Concrete Slopers Nickel Silver Flexible track (Pec) £64
 SL-302 Pack of 25 (Pec) £29



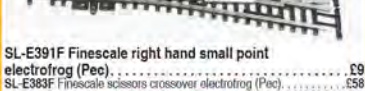
SL-300 Pack of 25 1 yard (91.5cm) length of Wooden-Sleeper Nickel Silver Flexible track (Pec) £64
 SL-300 Single (Pec) £3
 SL-396 Left hand medium point electrofrog (Pec) £9
 SL-396 Right hand medium point insulfrog (Pec) £9
 SL-395 Right hand medium point electrofrog (Pec) £9
 SL-395 Right hand medium point insulfrog (Pec) £9

Track - Code 55 Finescale Streamline

SL-300F Pack of 30 1 yard (91.5cm) length of Finescale Nickel Silver flexible Wooden Sleeper track (Pec) £84
 SL-300F Single (Pec) £3
 SL-302F 1 Yard of Nickel Silver Flexible Track Concrete Sleepers (Pec) £3.50
 SL-302F Pack of 30 (Pec) £91



SL-E399F 3-way finescale turnout (Pec) £26
 SL-E387F Finescale curved double radius left hand point electrofrog (Pec) £11
 SL-E386F Finescale curved double radius right hand point electrofrog (Pec) £11
 SL-E390F Finescale double slip electrofrog (Pec) £11
 SL-E389F Finescale left hand large point electrofrog (Pec) £11
 SL-E396F Finescale left hand medium point electrofrog (Pec) £10
 SL-E392F Finescale left hand small point electrofrog (Pec) £9
 SL-E388F Finescale right hand large point electrofrog (Pec) £11
 SL-E395F Finescale right hand medium point electrofrog (Pec) £10



SL-E391F Finescale right hand small point electrofrog (Pec) £9
 SL-E383F Finescale scissors crossover electrofrog (Pec) £58
 379-461 Right Hand Standard Point (Gra) £7

Track & Points

379-590 Bristol Lodekka Thames Valley (Gra) (list £9.95) **BARGAIN** £6
 379-533 Bristol RELH Southern National (Gra) **NEW** £8.46
 379-501 Bristol VRT Maidstone and District (Gra) (list £9.95) **BARGAIN** £6
 379-560 Guy Arab IV 'London Transport' (Gra) **NEW** £8.46
 379-562 Guy Arab IV 'Midland General' (Gra) **NEW** £8.46

O Gauge (1:43 Scale)

4205 Class 42 Warship D829 'Magpie' in BR blue (Hel) **NEW** £550
 4203 Class 42 Warship D815 'Duff' BR maroon full yellow ends (Hel) **NEW** £550
 4202 Class 42 Warship D827 'Kelly' BR green small yellow panels (Hel) **NEW** £550



4204 Class 42 Warship D866 'Zebra' in BR blue (Hel) £550
 4202 Class 42 Warship D869 'Zest' BR maroon small yellow panels (Hel) **NEW** £550



5352 Class 53 1200 'Falcon' in BR blue full yellow ends (Hel) £550
 8890 AC Care Railbus W79978 in BR light green speed whiskers (Hel) £400



4912 BR Mk1 SO 2nd open in blue & grey (Hel) £250
 4910 BR Mk1 SO 2nd open in carmine & cream (Hel) (list £325) **BARGAIN** £250
 4914 BR Mk1 SO 2nd open in SR green (Hel) £250
 4955 Mk1 BG full brake in BR blue Newspapers branding (Hel) £250
 4950 Mk1 BG full brake in carmine & cream (Hel) £250



1042 200x VAA sliding door van in Railtrack red & grey (Hel) £63
 1002 33x class B tank in Waste Oil black (Hel) £145
 5151 4047 026 IGA Cargowagon (Hel) **NEW** £145
 7F-051-026 5 Plank BR M318248 (Dap) **NEW** £37.75
 7F-051-026V 5 Plank BR M318248 Weathered (Dap) **NEW** £37.75
 7F-051-019V 5 Plank LMS 24361 Weathered (Dap) **NEW** £36.50
 7F-031-004 6-wheel milk tanker in United Creameries (Dap) £62

Track - Code 124 Bullhead Streamline

SL-700BH Box of 12 1 Yard O Gauge Flexible Nickel Silver Track (Bullhead Nickel Silver Rail) (Pec) £73
 SL-700BH Single (Pec) £6.50
 SL-E790BH Double slip (8 degree angle), Electrofrog (Pec) £83



SL-E792BH Left hand point bullhead rail and electrofrog (Pec) £39
 SL-E786BH Right hand O gauge curved turnout (Pec) £50
 SL-E791BH Right hand point bullhead rail and electrofrog (Pec) £39

Cars

43AMD62001 Aston Martin D62 Mdlr saloon in British Racing Green (Ord) £21
 43ASS005 Austin Seven RN Saloon Black/Red (Ord) **NEW** £12.90
 43DAT002 Datsun 240Z Yellow 112 - production on hold (Ord) **NEW** £19
 43VFO01 Vauxhall Firenza Sport SL in Bluebird blue (Ord) £18

Commercial vehicles

43FDE013 Ford 400E Van His Masters Voice (Ord) **NEW** £11

G Scale

Train sets - analogue

90069 Percy and the Troublesome trucks train set (Thomas the Tank Engine (Bac)) £249
 90068 Thomas Annie & Clarabel train set (loco moving eyes & Steel Track) Thomas the Tank Engine (Bac) £249

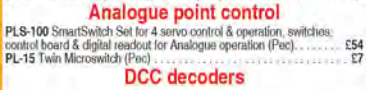
Track & Points

10610 Straight track 1200mm long (LGB) £23
 10610 Box of 6 (LGB) £124

Any or Multiple Scales

Analogue controllers

COMBI Combi 12v 1Amp Single Track Controller Transformer (Gau) £30
 DS Double power controller brake simulator (Gau) £119



D Double/Twin track power controller (Gau) £69
 O Quadruple 4 circuit power controller (Gau) £130
 W Walkabout circuit controller (Gau) £29

Analogue power supplies

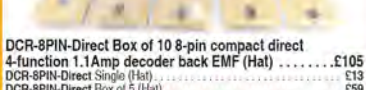
M1 Transformer Output 2 x 16v AC 1A (Gau) £37

Analogue point control

PLS-100 SmartSwitch Set for 4 servo control & operation, switches: control board & digital readout for Analogue operation (Pac) £54
 PL-15 Twin Microswitch (Pac) £7

DCC decoders

DCR-21PIN-Direct Box of 10 21-pin 4-function 1.1Amp direct plug decoder back EMF (Hat) £110
 DCR-21PIN-Direct Single (Hat) £12
 DCR-21PIN-Direct Box of 5 (Hat) £57




36-553 8-pin 3-function 0.75A decoder back EMF (Bac) £15.50
 36-555 8-pin 4-function 1A decoder back EMF (Bac) £18.50



DCR-8PIN-Direct Single (Hat) £13
 DCR-8PIN-Direct Box of 5 (Hat) £59

DCC controllers

524-042 NCE Power Cab controller (NCE) £136



DCC02 Prodigy 'Advance 2' starter DCC controller package (Gau) £215
 DCC14 Prodigy Advance 2 Backlit Walkaround controller (Gau) £99



524-027 SB5 Smart Booster Entry level 5A DCC system for use Power Cab controller (NCE) £144

Point motors

PL-9 5 Mounting Plates for use PL-10E (Pec) £2.50
 PL-10WE High performance turnout point motor extended pin (Pec) £6
 PM-2 Sleep point motor (Gau) (Switch Machine) (Pec) £3.50
 PL-10 Bag of 6 (Pec) £34
 PL-11 Side/surface mounted point motor (Pec) £7.50

CASH TODAY

Money for your secondhand locos & rolling stock

Tel : 0151 733 3655
Email : preowned@ehattons.com

Phone opening times
Mon to Sat 7:30am-6pm Sun 9am-5pm

Shop opening times
Mon to Sun 9am-5pm

"I would just like to say how impressed and pleased I am with my selling experience with Hatton's. It was a smooth and efficient process from beginning to end."

Mr C Isgar, Dorset

"I was very pleased with the price offered by Hatton's and the simplicity of the service - I hope you find happy new owners for my locomotives"

Mr R Thompson, Surrey

Step 1

Contact us with your list of items

Email your list of items to:
preowned@ehattons.com

Post your list to:
17 Montague Road, Widnes, WA8 8FZ



Step 2

Our experienced staff **Review** your list

A **Valuation** is made of your items

We make you an **Offer**

(usually within 24 hours)



All brands purchased:

(including)



Step 4

We confirm the offer &

make **Payment**

Fast and secure with your choice of either
Cash - Bank Transfer - PayPal - Cheque



Step 3

Either **Send** us your items
Or we arrange to **Collect**, then **Check** through the list



"I've bought from Hatton's for years and the trade-in service is just as efficient and friendly as usual - great service!"

Mr H Moorhouse, Lincoln



TTC DIECAST.COM

107 NOTTINGHAM ROAD, DERBY, 01332 343943 - MODEL RAILWAYS - MODEL BUSES - MODELS CARS - MODEL TRUCKS

Have you seen our prices?

Our Bachmann, Hornby, Farish, Heljan and Dapol are some of the most keenly priced in the UK.

HORNBY



Ref	Description	RRP	Our Price
R3129	Sr Class M7 (Southern Sunline Lettering)	129.99	118.17
R3132	Lner Class A3 'Book Law'	152.99	139.08
R3161B	Sr 2 Bil 2 Car Emu Train Pack	123.99	87.95
R3167	Br "Glastonbury Abbey" 4000 Class	134.99	122.72
R3168	Br Class 8 - Duke Of Gloucester - R/road	82.99	75.45
R3169	Gwr "Olton Hall" 5900 Class R/road	82.99	75.45
R3170	Gwr "Adderley Hall" 4900 Class R/road	82.99	75.45
R3194	Br (Early) Schools Class "Epsom"	133.99	121.81
R3202	Br "Flying Scotsman" 50 Years	154.49	154.49
R3205	Br "Rood Ashton Hall" 4900 Class	119.99	109.08
R3194	BR 4-4-0 'Brighton' Schools Class	139.99	99.99
R3210	Gwr 2800 2-8-0 Locomotive	144.25	131.40
R3220	Tyseley Collection 'Pitchford Hall'	199.99	181.81
R3221	LMS 46233 Duchess & Support Coach	169.99	154.54
R3223	Br 2-8-0 42xx Class	119.99	99.99
R3224	Br 2-8-0 52xx Class	119.99	99.99
R3226	Br 2-8-2 72xx Class	129.99	118.17
R3227	BR 2-8-0 Class O1 - Late BR - 63663	131.25	119.32
R3229	Br 2-6-0 British Monarch Star Class	134.99	122.72
R3237	Nrm Caerphilly Castle	146.99	146.99
R3239/40	Br Late/Early Class 700 0-6-0	109.99	99.99
R3242	Br Early Class K1	129.99	118.17
R3245TTS	TTS Br A1 60163 Tornado	154.99	149.99
R3258/9	Br 2 Bil Blue	130.25	87.95
R3262	DCR A1A-A1A Diesel Class 31 31452	162.25	147.50
R3270	Midland Mainline Hst Teal Green	209.99	190.90
R3272	EWS Class 67 'Royal Sovereign'	139.99	110.00
R3275	Br Class 31 Dutch Livery	62.99	57.26
R3276	Lms Compound With Fowler Tender	74.99	68.17
R3277	GWR County Of Devon	69.99	63.63
R3280	LNER A4 4496 Golden Shuttle	76.99	69.99
R3281	NRM Class 08	36.99	28.99
R3284TTS	TTS Lner A1 Flying Scotsman Sound	99.99	94.99
R3285TTS	TTS Lner A4 Gadwell Sound	99.99	97.99
R3286TTS	TTS Br Class 40 Empress Of Canada	84.99	82.99
R3287TTS	TTS Br Large Logo Class 47 47401 Sound	84.99	74.99
R3304	BR 0-6-0T 700 Class, BR, Weathered	109.99	99.99
R3305	BR 2-6-0 K1 Class, BR (Early), Weathered	129.99	118.17
R3344	Network Rail Class 31	162.25	147.49
R3348/9	EWS Class 67 67016/24	139.99	127.26

BACHMANN



Ref	Description	RRP	Our Price
31-364/5	CI 03	89.95	76.46
31-366	CI 03 BR Green	82.95	70.51
31-635/6	CI 64xx	84.95	72.21
31-780/1	Modified Hall	124.95	106.21
31-782/3	Modified Hall Wthd	134.95	114.71



32-034A	CI 20 BR Green	114.95	97.71
32-038DS	CI 20 BR Blue (Sound)	229.95	195.46
32-044	CI 20 D8028 BR Green	109.95	93.46
32-065/6/7	CI 43 'Warship'	139.95	118.96
32-084/5	CI 56XX	89.95	76.46
32-784	CI 37/0 Mainline	124.95	106.21
32-785DS	CI 37/0 BR Departmental	239.95	203.96



32-786	CI 37/0 EWS Wthrd	124.95	106.21
35-075/6	CI E4	109.95	93.46
35-077/8	CI E4	109.95	93.46

HELJAN



1600/1/2	Class 16 various	134.99	106.49
1603/4/5	Class 16 various	134.99	106.49
2608/9	Class 26/1 various	108.99	90.99
2660/1/2/3/4	Class 26/0 various	119.95	99.99
3414/30/1/4	Class 33 various	119.00	99.49
3519/20/21	Class 35 various	119.95	99.99
8801/2/3	AC Rail Cars various	119.95	99.49
2500/1/2/3	Class 05 shunter various	129.95	108.99
2520/1/2/3	Class 05 shunter various	129.95	108.99
3910/1/2/3	Tango 02 various - *pre order*	184.95	154.49
8750/1/2/3	Park Royal Railbus various	119.95	99.99
8920/1/2/3	HELJAN 8920 Class 128 various	119.95	99.99
9000/1/2/3/4	Metropolitan 17 - *pre order*	139.95	116.99

Lee Marsh

Model Co.



LMS PRINCESS ROYAL 4-6-2

7MM '0' GAUGE RTR

£2850.00 incl VAT.

A numbered edition of 80 models are available for purchase now.

These are stunning models with the highest possible level of detail and finish, complete with DCC sound.

This project is selling quickly so please do not hesitate to reserve the model of your choice.

Forthcoming projects now at the design stage include the **9F, GWR Castle** and **LNER A1-A3**.

See our website or write to us for further details

Details include:-

- 2 tender types, 9 ton straight sided & 10 ton curved sided.
- 3 different types of motion/valve gear
- Long and short fireboxes
- Boilers with combined top feed/dome and separate top feed and dome
- Slide bar mounted vacuum pumps
- AWS and Smith-Stone speedo
- Front frame alterations

Contact us for an up to date list of the available locomotive names/numbers.

www.leemarshmodelco.com

10 St Colme Rd, Dalgety Bay, Fife, KY11 9LH

tel: (+44) 01383823073

**Don't
Delay
Call
Today**

WANTED

**WE
WILL NOT
BE BEATEN
ON PRICE**



**Top Prices Paid for Your collection of
Hornby, Bachman, Heljan, Farish, Wrenn,
DJH and Other Kits Built & Unbuilt, Exley,
LGB, Corgi, OOC, EFE, Plant, Tekno.**

WE PURCHASE YOUR WHOLE COLLECTION

Layouts dismantled – Distance No Object

For discounted Hornby and further special offers please
visit our website at

www.sandjmodelrailways.co.uk

Call Now Tel: 01606 872786 • Mobile: 07511 899314

Email: sjmodels@tiscali.co.uk



**WEALTH
WARNING**

**Make Sure You Get
S and J's
Offer**



This month's **OXFORD** New Releases

1:72



DH Sea Devon C20 - 781 Sqn.
RNAS 'Admiral's Barge'
72DV002 1:72



DH Dragon Rapide G-A6TM -
Army Parachute Association
72DR010 1:72



DH Hornet F3 - King's Cup
Air Races, Elmdon 1949
72HOR005 1:72

1:43



Daimler SP250 -
Ivory/Red
DSP003 1:43



Datsun 240Z - Yellow
DAT002 1:43



Ford 400E Van -
His Master's Voice
FDE013 1:43



Austin Seven RN
Saloon - Black/Red
ASS005 1:43

1:76



Scammell Showtrac & Trailer -
Anderton & Rowland 'Gladiator'
76SST005 1:76



Dorchester ACV - 1st Polish
Armoured Division, 1945
76DOR003 1:76



Bedford CA Ice Cream
Van - Lyons Maid
76CA003 1:76



Leyland Titan PD2/12 -
Midland Red
76PD2002 1:76



Range Rover Evoque -
Santorini Black
76RR004 1:76



Jaguar XK Convertible -
Italian Racing Red
76XK004 1:76



Jaguar XKR-S Coupé -
Ultimate Black
76XKR004 1:76



Citroen 2CV Dolly -
Plum/Custard
76CT005 1:76



Bentley Mulsanne -
St James Red
76BM004 1:76



Morris MM Series
Lowlight - Thames Blue
76MMS005 1:76



Hayton Coulthard
Centenary Set
76SET45 1:76

NEW SET!



1:148



Motorcycle and Sidecar -
34th Armoured Brigade, 1945
NBSA005 1:148



Leyland Royal Tiger - Southdown
NLRT002 1:148



Citroen 2CV - Bamboo Green
NCT004 1:148

Komatsu PC340
Standard Boom
76KOM001 1:76

NEW Tooling!



Austin Seven Van -
Daniel Doncaster
76ASV005 1:76

To order, call:
02380 248850



Follow us on Twitter
@OxfordDiecastUK

See more at:
www.oxforddiecast.co.uk

OXFORD DIECAST LTD. PO Box 62, Swansea SA1 4YA Tel: 01792 643500

OXFORD

Precision die-cast scale engineering
at surprisingly inexpensive prices

THE JUNCTION BOX



WANTED - WANTED

MODEL RAILWAYS



Visit us at Perth
Model Railway
Exhibition
25th / 26th June

Top prices paid for N and OO gauge collections
or individual items, such as

- Airfix ● Bachmann ● Graham Farish ● Hornby ● Lima
- Mainline ● Peco or any other makes.

Will travel to collect.

Please forward your list of items by E-mail to:

lan@ihunter10.plus.com

Or send to: The Junction Box, 15, Shepherd Terrace, Haltwhistle, Northumberland NE49 9LS

Or contact lan **07763 806306 / 01434 320328**

Please visit our online shop for all your model railway requirements at:

www.thejunctionbox.net

4 TRACK MODELS

Quality Pre-painted kits made from MDF, HDF and Laserboard



check your local retailer for stock

Would you like to retail our stock? Contact us for details



Ultimate realism from: 4GROUND

UK Manufactured

www.4trackmodels.co.uk

Tel: 01264 541 007 Email: sales@4trackmodels.co.uk



ANDY LOWE Electronics

All your electronic components at LOWE prices

REPAIRS TO MOST MAKES OF DC CONTROLLERS

www.andylowelectronics.co.uk

EQUIPMENT WIRE

Col: rd,yl,bl,bk,wh,gr,pu, or,gy,pk,br

	10m	100m
EW07/0.2 Multistrand wire 1.4amp		
7 strands of 0.2mm wire in plastic sleeving: ideal N & 00	£1.50	£7.99
EW07/0.2 as above in bi-colour (striped)	£2.00	£15.99
EW16/0.2 Multistrand wire 3amp		
16 strands of 0.2mm wire, ideal 0 & 00	£2.25	£16.99
EW24/0.2 Multistrand wire 5amp		
24 strands of 0.2mm wire, ideal 0 & DCC	£2.80	£23.50
EW32/0.2 Multistrand wire 6amp		
32 strands of 0.2mm wire, ideal DCC rd,bk	£3.50	£28.00

MIN TOGGLE SWITCHES

SP/DP-single/double pole, ST/DT-single/double throw

	each	1+	20+
CC5 Connectors to fit below (saves soldering) 8p each			
SMT1 on/off SPST	£1.20	£1.10	
SMT2 on/on SPDT	£1.20	£1.10	
SMT3 on-off-on SPDT	£1.25	£1.15	
SMT4 on/on DPDT	£1.30	£1.20	
SMT5 on-off-on DPDT	£1.40	£1.30	
SMT 6 (on)-off-(on) SPDT for points	£1.60	£1.50	
SMT7 (on)-off-(on) DPDT	£1.90	£1.80	
Lever covers for identification and grip	18p each		

TINY CONNECTORS

Use this wire with our tiny connectors which are ideal, for instance,

for joining engine to tender for extra pick-up: CMP100 2 pin 3/8" x 3/16" CMP101 3 pin CMP102 4 pin & socket. Double rows also available.

1+ 70p ea 10+ 65p ea

VERY FINE WIRE

ALL 10 colours available and in stock again.

EW53/c Overall dia 0.53mm; 7/40; 32AWG;

3amp Bk/bl/bn/gn/gy/or/pt/rd/wh/yl

£3.25 for 2m

CONTROLLER REPAIRS £35

TAG BOARDS, STRIPS & TERMINAL BLOCKS

CTB2 Mini Tag Board	
2 rows x 18 117mm x 38mm	£2.45
CTS1 Standard Tag Strip 28 way x 267mm	£2.50
CTS2 Mini Tag Strip 28 way x 194mm	£1.90
CTB4 Screw Terminal Block 3amp	80p
CTB5 As above 5amp	95p

SNAPLOCK/SPLICE CONNECTORS

Quick and easy system for joining dropper wires to the main bus bar with no soldering required.

Red 0.8mm - 2.0mm	15p each
Blue 1.0mm - 1.5mm	15p each

CTB6 12-way Plug & Socket 6amp	£3.95
CTB10 As above, but 10amp	£4.95

T: 01981 540366 E: andy@andylowelectronics.co.uk

Hillcrest Cottage, Little Birch, Hereford HR2 8AY



Cheq: Andy Lowe

P&P: £2.99

PayPal



Southern Office and Showroom
15, Liberty Close, Woolsbridge Ind. Park,
Three Legged Cross, WIMBORNE, Dorset, BH21 6SX
Tel: 01202 828308 - Fax: 01202 829706
E-mail: southsales@ayrey.co.uk

JOHN AYREY
DIE CASTS LIMITED



Head Office and Main Showroom
8A Sapper Jordan Road, Otley Road
BAILDON, West Yorkshire, BD17 7AX
Tel: 01274 594119 - Fax: 01274 531505
E-mail: sales@ayrey.co.uk - Web: www.ayrey.co.uk

WE ARE 'TRADE ONLY'
RETAIL CUSTOMERS PLEASE CONTACT
A LOCAL MODEL SHOP OR VISIT OUR
WEBSITE - WWW.AYREY.CO.UK

OXFORD FULL RANGE OF ROAD & RAIL MODELS LATEST LOCOMOTIVE RELEASE



OR76DG001 - 23XX CLASS 0-6-0 - 'DEAN GOODS' GWR LINED GREEN (OO) - OTHER LIVERIES TO FOLLOW



OR76CAT002 - CATTLE WAGON 'NORTH EASTERN RLY' (OO)

OR76MW001 - 6 PLANK OPEN 'NORTH EASTERN RLY' (OO)



OR76MW4001 - 4 PLANK OPEN 'NORTH BRITISH RLY' (OO)

OR76MW4002 - 4 PLANK OPEN 'R. TAYLOR & SONS' (OO)



2001 - AUTUMNAL TREES 18cm (x4)

Heki

WE HAVE MOVED!



OUR WEST YORKSHIRE 'CASH & CARRY' SHOWROOM HAS MOVED TO BRAND NEW PREMISES IN BAILDON, ONLY TWO MILES FURTHER ALONG OTLEY ROAD

SEE NEW ADDRESS ABOVE

TRADE ENQUIRIES WELCOME!

visit: www.ayrey.co.uk

or contact us at: sales@ayrey.co.uk

BUSCH FULL RANGE OF SCENERY, VEHICLES, BUILDINGS & NARROW GAUGE RAILWAYS



12140 - STEAM LOCO (1:87 - HO)

12245 - BOGIE OPEN WAGON (1:87 - HO)

12247 - BOGIE FLAT WAGON WITH LOG LOAD (1:87 - HO)

B-T Models



B207C - BRISTOL MW6G 'CROSVILLE' circa 1958 - 1971 (1:76 - OO)



B207B - BRISTOL MW6G 'CROSVILLE' circa 1966 - 1977 (1:76 - OO)



B207A - BRISTOL MW6G 'CROSVILLE' circa 1966 - 1979 (1:76 - OO)



L15 - SET OF TWO FORKLIFT TRUCKS 'BRITISH RAILWAYS' (1:76 - OO)



DB94 - LEYLAND FG VAN 'BRITISH RAIL' (1:76 - OO)



20302.04 - OPEN WAGON WITH TARPULIN - 40082 (1:87 - HO)



10199 - GARDEN SHEDS (1:87 unpainted kit - HO)



48780101 - DUTCH OPEN CONTAINERS SAND/SCRAP/BEET (1:87 finished - HO)

SUPERB RANGE OF READY MADE MODELS & KITS FROM HOLLAND IN SCALES 'Z', 'N' & 'HO'

Selling your model railways?

Warwick and Warwick have an expanding requirement for early to modern collections of British and Foreign trains and train sets from large accumulations to items of individual value. Our customer base is increasing dramatically and we need an ever larger supply of quality material to keep pace with demand. The market has never been stronger and if you are considering the sale of your collection, now is the time to act.



FREE VALUATIONS - We will provide a free, professional valuation of your collection, without obligation on your part to proceed. Either we will make you a fair, binding private treaty offer, or we will recommend inclusion of your property in our next public auction.

FREE TRANSPORTATION - We can arrange insured transportation of your collection to our Warwick offices completely free of charge. If you decline our offer, we ask you to cover the return carriage costs only.

FREE VISITS - Visits by our valuers are possible anywhere in the country or abroad, usually within 48 hours, in order to value large collections. Please phone for details.

ADVISORY DAYS - We are staging a series of advisory days and will be visiting the following towns within the next few weeks: Manchester, Stockport, Bristol, Chippenham, Hatfield, Stevenage, Reading, Aberystwyth, Welshpool, Watford, Weymouth, Ringwood, Chester, Hexham, Newcastle upon Tyne, Stafford, Workington and Barrow in Furness.

Please visit our website or telephone for further details.

EXCELLENT PRICES - Because of the strength of our customer base we are in a position to offer prices that we feel sure will exceed your expectations.

ACT NOW - Telephone or email Richard Beale today with details of your property.



Get the experts on your side!



Warwick & Warwick

AUCTIONEERS AND VALUERS
www.warwickandwarwick.com

Warwick & Warwick Ltd., Chalon House, Scar Bank,
Millers Road, Warwick CV34 5DB England

Tel: (01926) 499031 • Fax: (01926) 491906
Email: richard.beale@warwickandwarwick.com



The Track Specialist

C&L Finescale Modelling



Does your track look just like the prototype?

Are the sleepers the correct length and spaced correctly, with detailed chairs and proper Bullhead rail section?

If not then you are probably not using **C&L's own Flexitrack!**

NEW Ready to Use Turnout

Your Options are with C&L are:

Track – Ready to use Flexitrack or make your own from components. Now available with 'thin' or 'thick' sleepers. Thick matches Peco for height.

Turnouts - New 'Ready to Use' (just drop into place and use), or buy an 'Easy Build' kit and assemble yourself. Simply thread chairs onto the rail and glue to the timbers. Rail parts pre-made so no soldering or filing. Full Instructions. A range of sizes. Build on a curve. In OO, EM, P4 & O.

Stockists:

Peco	Full range in N, OO, O & Electric, Individual etc
Gaugemaster	Controllers, Transformers, Seep Motors, Ballast
Dapol	O 'ready to run' wagons, Plastic kits, Signals
DCC Concepts	Cobalt Motors, Track components, DCC items
Bachmann	Scenecraft range - ready to use 4mm buildings
N' Flexitrack	Track components for quality flexi & turnouts
Wills, Ratio & Metcalfe	Plastic and Card kits in N and OO

www.finescale.org.uk **01179 505 470**

Shop at Bristol BS10 7RZ (4 miles from Cribbs Shops & M5)



Fmw
Finescale Model World

See Website for
further details and
SPECIAL OFFERS





**Static Grass
Applicators
& Starter Kits**

from £25.99 + p&p

**LOW COST
& EFFECTIVE
SOLUTION**

Static Grass
**2mm, 4mm,
6mm & 10mm**
(All 25gm Bags)

2mm Spring Mix	£2.85
2mm Summer Mix	£2.85
2mm Autumn/Winter Mix	£2.85
2mm Patchy Mix	£2.85
4mm Spring Mix	£3.50
4mm Summer Mix	£3.50
4mm Autumn/Winter Mix	£3.50
4mm Patchy Mix	£3.50
6mm Spring Mix	£3.75
6mm Summer Mix	£3.75
6mm Autumn/Winter Mix	£3.75
10mm Spring Mix	£3.95
10mm Summer Mix	£3.95
10mm Autumn/Winter Mix	£3.95

www.finescalemodelworld.co.uk

Telephone: **01902 650077**     

email: finescalemodelrailways@gmail.com





THE NATIONAL RAILWAY MUSEUM AT SHILDON

**National
Railway
Museum**



Limited Edition R3503



BR (NRM) 'Flying Scotsman' & Support Coach

This specially commissioned limited edition train pack exclusively produced for LocomotionModels.com of which only 500 have been produced includes 'Flying Scotsman' with a slightly higher gloss level than usual so as to represent more accurately the pristine condition of the locomotive when it is finally outshopped after restoration.

Available exclusively from: www.locomotionmodels.com the NRM's on-line model shop or the Locomotion museum shop in Shildon Tel: 01388 771413




A C Models
Tel: 02380 610100 www.acmodelseastleigh.co.uk

We have now expanded to number 9 High Street
and our Spares Department & Games Workshop at number 7 is now open
Visit us at www.acmodelsparades.co.uk.
New R/C Dept now open

Your one stop shop for the model enthusiast, selling brand new and near new model trains, slotcars, sets, and diecast toys at very special prices direct from our website or our shop in Eastleigh.

Stockists of

SCALEXTRIC HORNBY PECO AIRFIX SPECTRAUM

and much more

VISA PayPal MasterCard

7/9 High Street, Eastleigh, Hants SO50 5LF
email: info@acmodelseastleigh.co.uk Closed Weds, Sun.

SALE SALE SALE SALE SALE SALE SALE SALE

HORNBY:
R2844 30934 BR Early£91.00
R3098 60163 BR Green£94.00

HELJAN:
1600 D8400 BR Green£105.00
2301 D5903 Green Full Yel£90.00
2302 D5908 Green Full Yel£90.00
2309 D5905 BR Grn SY(W)£102.50
2311 D5906 BR Green£93.50
2322 D5905 BR Green£101.00
2323 D5909 Green (W)£109.00
2724 D5353 BR Green£78.00

BACHMANN:
31-167DC 50795 Black (W)£84.00
31-325DC CL105 Blue£85.50
31-933 41157 BR Late£102.50
32-285 CL101 Grn Whisk£120.00
32-286 CL101 BR Grn SYP£120.00

FARISH:
371-393 66301 Fastline£66.00
372-726 73158 BR Late£94.00

All subject to availability
UK P & P from £4.10 per order

We also stock OO & N gauge from Bachmann, Base Toys, Britbus, Classix, Dapol, Dornaplas, EFE, Farish, Gaugemaster, Heljan, Hornby, Humbrol, Kestrel, Metcalfe, Modelsene, Oxford Diecast, P. Dundas (N), Peco, Plastruct, Ratio, Superquick, Wills, Woodland Scenic & Deluxe Materials.

ONLINE SHOP www.churchstreetmodels.co.uk
Mon-Sat 09.30-17.30 • Closed Tues (Not Dec) & Bank Hols
Church Street Models, 10A, Church Street, Basingstoke, Hants, RG21 7QE
01256 358060 • Mail Order Welcome

BURE VALLEY MODELS
www.burevalleymodels.com

Hornby Loco Bargains

R2882 S & DJR 0-6-OT 3F Locomotive£22.50
R2946 BR Class 423 VEP BR Blue£99.00
R3005 28XX 2845 BR Black Late - Weatherd£75.00
R3017 BR Patriot Sir Herbert Walker K.C.B.£75.00
R3060 BR Class A1 "Tornado"£54.00
R3067 BR Blue Class 31 Diesel£49.99
R3073 Royal Mail LNER A1 Royal Lancer£99.99
R3075 Royal Mail: SR Sir Mador De La Port£99.99
R3086 "Flying Scotsman" Class A1£49.00
R3098 Tornado Late BR Etched Nameplates£85.00
R3110 BR Black Prairie Class 61XX 6129£59.99
R3141 DB Schenker Class 60 "Tata Steel"£99.99
R3194 BR (Early) Schools Class "Epsom"£99.99
R3208 Schools Class "Brighton"£99.99
R3233 D16/3 4-4-0 LNER Black 8825£79.25
R3235 D16/3 E2524 "British Railways"£79.25
R3260 SR 2-HAL 2 Car Electric Multiple Unit£85.00
R3262 Class 31 DCR Green Livery£99.00
R3275 BR Class 31 144 Diesel Dutch Livery£45.99
R3283Bagnall Diesel Shunter£19.99
R3290 BR 2-HAL EMU Set No. 2639£85.00
R3290A BR 2-HAL EMU Set No. 2630£85.00
R3303 D16/3 BR Early 62581 Weathered£79.25
R3346 Class 92 DB Schenker Marco Polo£57.99
R3349 Class 67 EWS Livery 67 024£99.99
R3350 Class 90 DB Schenker Livery 90 029£55.00
R3380 J15 LNER Black 7510£79.25
R3381 J15 65475 BR Black Early Crest£79.25
R2988 Brighton Belle 1969 2 Car Pack£85.00
R2981 London Olympics 1948 Train Pack£140.00

Bachmann Loco Bargains

25-2014 Bachmann 25th Anniversary Set... £175.00
31-002 Robinson O4 63635 BR Black Early .. £80.00
31-004 Robinson O4 BR Black Early Weatherd .. £85.00
31-136DC D11/2 Edie Ochiltree BR Black Late .. £89.99
31-138 D11/2 Haystoun of Bucklaw BR Early .. £89.99
31-167DC L&YR 2-4-2 Tank BR Lined Black
Early Weathered DCC£79.00
31-268 Class 419 MLV Network South East... £65.00
31-464 C Class 593 Southern Black£79.99
31-465 C Class 31579 BR Black Late Crest... £79.99
31-576DC Windhoff MPV Network Rail DCC .. £99.99
31-577 Windhoff MPV Railtrack£99.99
31-931 Midland Compound 1189 LMS Black .. £85.00
31-932DC Midland Compound 40934 BR
Lined Black Early Emblem DCC£95.00
32-285 101 2 Car DMU BR Green
with Speed Whiskers£118.00
32-286 Class 101 2 Car DMU BR
Green with Yellow Warning Panel£99.99
32-287 Class 101 2 Car DMU BR
Blue & Grey£118.00
32-288 Class 101 2 Car DMU BR Blue£118.00
32-509 BR Standard Class 5MT 73109
BR Lined Black Early Emblem£99.95

Bachmann Coach Bargains

9-252C BR Mk1 RFO Restaurant Car Crimson &
Cream - Weathered£25.25
39-500 BR Mk1 SLF Sleeper Car Maroon£25.00
39-501 BR Mk1 SLF Sleeper Car Blue & Grey .. £25.00
39-503 BR Mk1 SLSTP Sleeper Car Blue & Grey
'Inter-City'£25.00
39-465 LMS 60ft Porthole Corridor
Composite BR Crimson & Cream£29.00
39-475 LMS 60ft Porthole Open Vestibule
BR Crimson & Cream£29.00
34-326A 50ft Ex-LMS Stanier Parcel Van
BR Crimson & Cream£19.99

Shop open 7 days a week 9am to 5pm
Aylsham Station, Norwich Road,
Aylsham, Norfolk, NR11 6BW
Tel 01263 733858 E-Mail shop@bvr.co.uk
Postage £5.00 per order to UK destinations

MegaPoints Controllers
Awesome layout control system

Includes semaphore bounce - see web for details

MegaPoints Servo Controller features:-

- Control up to 12 points or semaphores!
- Can be used for gates, uncouplers, barriers, doors etc.
- Simple setup – programming buttons on the main board!
- Variable speed control and reversing.
- Built in memories for quick route setup!
- All connections via plugs (supplied), no soldering needed.
- Uses industry standard servos costing as little as £1.50 each!
- Amazing semaphore bounce realism - physics modelled and random, each bounce is subtly different!
- Works with analogue, DCC, steam, any gauge.

MegaPoints Controller £50
DCC Module £25

Also available:-

- DCC Module**
 - Control a single board or your whole layout.
- MultiPanel controller**
 - One cable easy wiring for your mimic panels.
- Routing processor**
 - One touch setup of your entire layout.

No computer required, it becomes part of your layout.

Web & details: www.megapointscontrollers.com
Designed and built in sunny Cheshire, UK.

Size 7cm x 7cm

1. Connect switches
2. Plug in servos
3. Connect power
4. Start using!

MEGAPOINTS SERVO CONTROLLER V1.8e

CHNL MODE S+ 1 2 3 4 5 6 7 8 9 10 11 12

S1 S2 S3 S4 S5 S6 S7 S8 S9 S10 S11 S12

M1 M2 M3 MR SC

Remote

LOW PROG HIGH MODE

WWW.MEGAPOINTSCTRLERS.COM

POWER DC 12V

SDA GND SCL Net 1.0

COACHES

R4468	Gresley Buffet Blue/grey.....	£39.95
R4534A/B	Push-pull Coach Pk	£62.50
R4606	BR Blue 50 Foot Full Brake	£19.95
R4521B	BR Maroon Gresley Sub Comp	£22.50
R4577B	BR Thompson Sub Brake	£29.50

STEAM LOCO'S

R3110	BR 2-6-2 Tank 61XX Class.....	£69
R3017	Patriot Sir Herbert Walker.....	£90
R3030	LMS 4F.....	£70
R3241	City of Bradford	£125

TTS SOUNDS LOCOS

R3245	A1 Tornado	£140
R3370	Duke Of Gloucester.....	£128
R3284	Flying Scotsman.....	£89.99
R3285	LNER A4 Galloway.....	£95

LIMITED EDITION ROYAL TRAIN LOCO

R3272	Class 67 Royal Sovereign	£110
-------	--------------------------------	------

DIESEL LOCO'S

R3345	Class 66 Freightliner.....	£62.50
R3067	BR Rail Road Blue Class 31	£49.95

DAPOL

Dapol Coach Kits.....	£9.95
Dapol Ready Made Coaches.....	£12.95
Full Range of Dapol Rolling Stock	

CLASS 43 HST

R3269	Intercity Exec Blue / Grey.....	£185
R3270	Midland Mainline	£185
R3271	Intercity Exec Red Stripe	£185

MK3 COACHES

Blue Grey ER with lights FO, TSO, TGS Buffet.....	£33
R4635A/B Arriva Wales MK3 Standard Class.....	£16.50
R4593 / R4632 A/B & C / R4531A, R4631A & R4635 - Intercity	
Exec Grey / Red Stripe.....	£16.50 each

Hornby Decoders

probably the cheapest in the country!

DCC DECODERS

R8249 - 8 pin DCC Decoders	£12.50 ea, 6 for £72
R8245 - 8/21 pin Sapphire Decoders	£21



Dent Station - £35

Pennine Models

at Haworth

Wednesday to Sunday
11am-5pm

33/35 Mill Hey, Haworth,
Keighley BD22 8NQ

Tel. 01535 642367

penninemodels@gmail.com

MK1 COACHES

R4406A	Crimson & Cream Brake 3rd.....	£21
R4407A	Crimson & Cream Composite.....	£21
R4408A	Crimson & Cream Brake Comp.....	£21
R4613/4/5	£16.95
R4611/12	£19.95
R4350/51/52/53/54/55	£12.95
4627/29/30	£12.95
R4609	BR MK 1 Full Spec Coaches.....	£20.50

BR Mark1 Full Spec Coaches

(Metal Wheels & Enhanced Printing)

R4619	Maroon parcels coach	
R4620	Crimson & Cream 2nd open	
R4621	Maroon TSO	
R4642	Chocolate & Cream parcels coach	
R4643	Maroon 2nd open	
R4644	Chocolate & Cream TSO	

Were
£23.00
ALL **£19.99**

MK4 COACHES

East Coast MK4 R4465/A,66/A/B/C/67/68	£26.50
---	--------

WAGONS

R6675/76/77	21 Ton Hopper.....	£13.95
R6489/70/71	OTA Thamesboard Blue.....	£12 ea
R6541	Total.....	£6.95
R6642/A/B/C	Shunters Wagon GW	£9
R6643/A/B/C	Shunters Wagon BR	£9
R6401A	BR 9 Plank Grey.....	£5.50
R6692A/B	Blue spot Fish Van	£8.95 each
Or 3 for £25	
R6703	GT Parker & Sons Boston.....	£8.50
R6704	Hickleton Coal Wagon	£8.50
R6717	Hornby 2015 Wagon.....	£7.99
R6679	BR Horsebox	£15
R6712A	BR Open Wagons	3 pk £16.50
R6508A	BR 20 Tonne Break Van -	£14.50


HORNBY YEAR WAGONS

2013.....	£8.25
2015.....	£7.99

EVERYTHING IN THE SHOP TO TURN A TRAIN SET INTO A MODEL RAILWAY

Basildon

37th Model Railway Exhibition



Saturday (10 - 5:00)
Sunday (10 - 4:00)

2 - 3rd JULY 2016

James Hornsby School

Leinster Road/Nicholas Lane - Laindon SS15 5NX

Now 2 Halls

Admission

Adults £5.00 Senior £3.00 Child £2.00 Family (2+2) £12.00

Trade Support - Demonstrations

30 + Layouts

Refreshments - Car parking (free 200 + spaces)

Wheel-chair suitable - no stairs or lifts!

more details on www.basildon-mrc.org.uk

Sherlock
FOX in
NEW VERSUS TRUE
The Case of Digital versus Traditional
Screen-Printed Waterslide Transfers

FOX TRANSFERS ARE HIGH-PRECISION SCREEN PRINTERS

What does that mean?
Each colour on a Fox Transfer sheet is printed separately as an individual colour. Whether the originals were hand-painted or printed, Fox Transfers replicate transfers as closely as possible with solid flat colours and crisp clean edges. The screen printing process deposits a good layer of ink giving transfers substance and durability.

Digital Printing is 4 colour process. All colours have to be created from cyan/magenta/yellow/black with very small dots creating an illusion of a solid (resulting in uneven edges and impressions of colour).

SCREEN DIGITAL

FOX TRANSFERS LTD
TEL +44 (0)116 319 4950
Unit 5, Priory Business Park, Wistow Road,
Kibworth, Leicestershire LE8 0RX, ENGLAND
email: sales@fox-transfers.co.uk web: www.fox-transfers.co.uk

WE WANT YOUR Model Railways



We will buy
almost any Railway
Collection, large or small.
All gauges will be taken, in any
condition. We always give an honest
price and will collect and dismantle any layout.

Telephone: **01302 371623**

Mobile: **07526 768178**

or email: anoraksanonymous@googlemail.com

KJB MODELS

A family-run business which provides an efficient, friendly and professional service dealing in pre-owned & ex-shop model railway stock.

OUR NEW WEBSITE IS HERE
www.kjbmodels.co.uk

**WANTED N Gauge &
OO Gauge Collections**

**Pre-Owned Model Railway
Collections always Wanted.**

Any Gauge Considered.

Top Prices Paid.

Tel No 07542 710005
Email enq@kjbmodels.co.uk

PayPal™



EXETER 2016 Annual Model Railway Exhibition



Model Railway Society

Saturday 2nd July The Matford Centre,
2016 10-5.30pm Matford Road,
Sunday 3rd July Marsh Barton
2016 10-4pm Exeter EX28FD

NOTE CHANGE OF DATES

Admission prices:

Adult £6.50

Concessions £6

Children FREE— when accompanied by a paying adult

*Presented by the EXE Model Railway Society
Exeter's longest established Model Railway
show for nearly 40 Years!*

Further details, www.exemrs.co.uk or 01392 421906

GRIMY TIMES MODEL RAILWAYS

187 Orford Lane, Warrington, Cheshire WA2 7BA

Open daily 10am-5.00pm Closed Thursdays & Sundays

01925 632209

07921 830484



The Home of Grimy Times Weathering

- Excellent range of products and very competitive prices.
- Weathering, Renumbering & Renaming Service.
- Displays of pre-weathered locomotives for sale.
- Advice from professional railway modellers.
- DCC fitting service / Repairs & Servicing.



Sankey Scenics

Over 800 different packs of
Quality Signage & Titled Trains

NEW
ITEMS

COACH DESTINATION BOARDS



www.sankeyscenics.co.uk

DCC Supplies

Excellence in model control

E-Mail: info@dccsupplies.com Website: www.dccsupplies.com
Telephone: 0845 224 1601 OR 01905 621 999

- We take the time to find the product for you.
- Our own range of innovative products.
- We stock everything you will need.
- DCC installations for any gauge.
- Expert friendly customer support.
- Informative DCC workshops.
- Teaching you the facts since 2006.
- Visit us at our shop and try the demo facilities.

Shop Opening Times:

Mon - Wed 10am - 6pm
Thursday 12pm - 6pm
Friday 10am - 5pm
Saturday 10am - 4pm
Visitors Welcome.

Phone Opening Times:

Mon - Thurs 10am - 6pm
Friday 10am - 5pm



Find us on:
facebook

DocSupplies

The
Complete
Digital
Service

Unit 17A, Top Barn Business Centre, Holt Heath, Worcestershire, WR6 6NH

FMR FRIZINGHALL FMR The Modeller's Choice MODELS & RAILWAYS The Modeller's Choice

<p>Light it with FMR's Range of working 00-gauge Lights</p> <p>2 x Pendant Lamps £3.99 (in buildings, under canopies etc)</p> <p>Victorian Lamp £2.79 (Choice of red, blue or green 70mm high)</p> <p>2 x Gas Lamps £2.99</p> <p>Yard Lamp £6.99</p> <p>Double Lamp £2.99 (Choice of red, blue or green 70mm high)</p> <p>Swan Neck Lamp (BR/GWR) £2.69 (45mm high)</p> <p>Swan Neck Street Lamp £2.69 (50mm high)</p> <p>Swan Neck Street Lamp £2.69 (45mm high)</p> <p>Colour Light Signals Home £6.99 Home/Distant £7.99 Ground Home £4.99 Ground Home/Distant £5.99</p> <p>Modern Main Street or Platform Lamp £2.79 (Adjustable up to 100mm high)</p> <p>Wall Mount Electric/Gas Lamp £1.99</p> <p>2 x Wall Mount Gas Lamps £4.49</p> <p>Freight Yard or Car Park Flood Light £7.99 (115mm High)</p> <p>Now in N-gauge:</p> <p>Victorian Street or Platform Lamp (green, blue or red) £2.49 (50mm High)</p> <p>Swan Neck Street Lamp £2.99 (30mm High)</p> <p>Curved Street or Platform Lamp (green, blue or red) £2.39 (45mm High)</p> <p>Modern Street or Platform Lamp £2.79 (45mm High)</p> <p>Swan Neck Lamp GWR/BR £2.99 (30mm High)</p>	<p>PECO TURNABLES</p> <p>Turntable Kits "00" £46.50 (LK-55) "N" £16.25 (NB-55)</p> <p>Motor Drive Kits "00" £22.99 (TTD00) "N" £22.99 (TTDN)</p> <p>Manual Drive Kits Kit2 (up to 12" from baseboard edge to turntable centre. Fits "00" or "N"...£24.95 Kit2a Extension (increases Range To 25")...£4.99</p> <p>Well Type - requires sinking into baseboard. Motor & manual kits are specifically for Peco turntables and provide no means of setting track alignment but the slow operation allows visual alignment. Full instructions provided.</p> <p>ATLAS TURNABLES</p> <p>Ready made "21 possible track positions" Deck Length: "N" = 7.5" "00" = 9"</p> <p>AL2790 "N" T/Table £29.95 AL2791 "N" Motor £22.95 AL305 "00" T/Table £34.95 AL304 "00" Motor £29.95</p> <p>These turntables are above board mount so no baseboard cutting required. Manual or with easy to fit motor.</p> <p>IMPORTANT INFORMATION</p> <p>*** SHOP CLOSING ***</p> <p>DUE TO RETIREMENT WE WILL CLOSE OUR RETAIL STORE AT THE END OF SEPTEMBER 2016 (UNLESS A BUYER FOR THE BUSINESS IS FORTHCOMING)</p> <p>We offer a range of FMR Model Services for the modeller: Locomotive Service/Repair, Decoder fitting, Re-number/name, Weathering</p> <p>DCC Sound fitting</p> <p>Want a sound in your loco? Then we can help. We can fit most Diesel or Steam types with a selection of sound decoders from £120.00 fitted</p> <p>Contact us for more details or visit our store.</p>
--	---

Postage : up to £25 order value is £2.99 ,over £25 value is £4.99

UNIT 3C, HILLAM ROAD, BRADFORD, W.YORKS, BD2 1QN
Tele: 01274 747447 Fax: 01274 739680 www.modelrailshop.co.uk
Payment by credit/debit card or cheque

Harburn Hobbies '00' Special Editions



P&P (UK) – please add £3.00 per order

"Scottish & Newcastle" lightly weathered tanker
✓ £19.95

5-plank coal wagon "Devlin's"
✓ £14.50



OXFORD
1/76th scale

"Irn Bru" liveried Taxi
✓ £4.25



Reg: SK07 KNG

"West Highland Line" Mk1 green & cream Coach Pack
✓ £115.00



Order by Phone: 0131 556 3233 Online: www.harburns.co.uk By Post: Harburn Hobbies, 67 Elm Row, Edinburgh EH7 4AQ

The finest TEAs are available through
C&M Models
1 Crosby Street, Carlisle CA1 1DQ
Tel: 01228 514689
E-mail: sales@candmmodels.co.uk
Web: www.candmmodels.co.uk

'N' gauge TEA tanker wagons are from the
Revolution range

ADM TURNTABLES
INDEXING DRIVE SYSTEM MANUFACTURERS
www.admturtables.co.uk

The ultimate Indexing Turntable for OO and N Gauge; plus Drive Systems for other gauge sizes

- N & OO gauge - based on a popular turntable
- Single or Multiple Use
- Unique Belt Driven Solution
- Quiet Running System
- Bridge Live Through 360°
- Up to 100 Indexable Positions
- Suitable for DCC or Analogue
- DCC controllable
- Simple to use Controller
- Easy to Programme
- Full Two Line Digital Display
- Fully Assembled & Tested
- Easy to Install and Operate

Designed and built in the UK

ADM Turntables Tel: 01933 411127 Mobile 07770 977867
Email: alastair@admturtables.co.uk Website: www.admturtables.co.uk

Model Railway Baseboards
Any size board built for any scale model railway
We manufacture standard sized layout boards as well as any size required to your specification

Fixed, portable or modular boards for indoor & outdoor use
01223 864029
www.model-railway-baseboards.co.uk

OSBORN'S MODELS
DOING 'N' SCALE on a BIG SCALE

Tetbury Goods Shed
7 HONESTONE ST, BIDEFORD, N. DEVON, EX39 2DL 01237 423453
www.osbornsmodels.com

SEATONS BUILDING SERVICES LTD

Hobby & Craft Room Specialists
Approved contractors with a twenty year track history in the construction business. All aspects of building, electrical, plumbing and mechanical work undertaken.
Your satisfaction is the base for our success

Contact: 020 3700 3895 / 0845 388 1987
Email: admin@seatonsbuildingservicesltd.co.uk
www.seatonsbuildingservicesltd.co.uk

Rated People.com
safe
safe
NAPIT
TRUST MARK
The Better Business Group

Friday 17th June 2016 - Model Train Sale - Thornaby

To include a large Marklin 3-rail collection,
single owner American HO Gauge & Gauge 1.

Also Hornby/Bachmann (China), Locomotives & Rolling Stock.
A rare Hornby Dublo factory Magnetiser & many more interesting items.

Telephone **01642 750616** or (Oxford office) **01993 709424**

Fax 01642 769478 - email admin@vectis.co.uk - www.vectis.co.uk

Dates are correct at time of print but are subject to change - please check www.vectis.co.uk for updates



VECTIS AUCTIONS, FLECK WAY, THORNABY, STOCKTON-ON-TEES, TS17 9JZ
Oxford Office, Unit 5A, West End Industrial Estate, Witney, Oxon, OX28 1UB

The World's Premier Train Auction House

Possibly Hampshire's Largest Stockist
of Model Railways, Diecast, Books,
Magazines, Scalextric and much more...

Vi Trains Loco's - Last Few!

V2024	37430 'Cwmbran'	
	Transrail Big T livery	£65.00
V2030	37216 'Great Eastern' BR Green	£80.00
V2058	47401 'North Eastern'	
	BR Large Logo Blue	£90.00
V2063	47805 'Pride of Toton' Virgin Trains	£90.00
V2064	47600 'Dewi Sant Saint David'	
	BR Blue	£90.00
V2065	47810 'Captain Sensible'	
	Cotswold Rail	£90.00
V2067	47828 'Severn Valley Railway'	
	Virgin Trains	£90.00
V2094	47828 'Joe Strummer'	£90.00
V2096	47839 'Pegasus' Riviera Trains	£90.00

All new stock & prices include postage.



Monday: Closed
Tuesday to Saturday: 9.00am to 5.00pm
Sunday: See website / call
Tel: 01420 542244
altonmodelcentre.co.uk
7a Normandy Street, Alton
Hants, GU34 1DD

Plastruct **Plastruct** **Plastruct**

Please ask your model shop for genuine
Plastruct fineline Styrene structural shapes.

Range contains over 70 shapes
including: Angles, I-Beams,
Channels, Columns, Deep Channels,
Tees and Z Sections, Round,
Rectangular and Square Tubing,
Plastic Strips and Sheeting,
Scale Ladders, Stairs and
Railings, Open Web Trusses.

Essential for all scratch
model makers.

www.plastruct.co.uk

Manchester Airport Aviation & Transport Festival

"Under the wings of Concorde"
Manchester Airport Runway Visitor Park
fair@tasmanchester.co.uk 0161-489-8324 WA15 8XQ

Sat 16th - Sun 17th July

Transport memorabilia & model collectors stalls,
Spitfire display team, Cockpits & Model Aircraft.
BBMF display, Hot air balloons, Flight simulators,
Aviation societies and Airline displays.
Ringway 1938-1968 exhibition, Over 500 Classic
cars, Vintage & Specialist airport ops vehicles.
Commentary on the 500+ daily airport movements.

Model railways, Traction engines, Vintage fun fair
1940s singer, Craft fair, Bar, food & BBQ available
all weekend. Great family entertainment.

Festival opens 10am - 5pm
Free All day parking
Only £5 per person, pre school free.

www.tasmanchester.co.uk



Model Rail Baseboards

**Manufacturers of bespoke
modular baseboard systems**

- Custom made baseboards, Helix, Storage
systems • Point control systems
- Complete layout service





CHECK OUT OUR NEW WEBSITE WHERE YOU WILL
FIND OUR NEW RANGE OF LIGHTING, COMPONENTS,
POWER SUPPLIES + MUCH MORE..

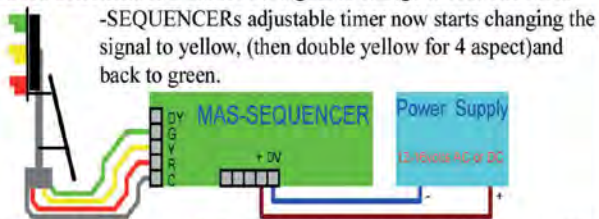
www.modelrailbaseboards.com
sales@modelrailbaseboards.com
00 353 (0)87 6555 052

Find us on Facebook

HEATHCOTE ELECTRONICS

detection control effects

The MAS-SEQUENCER controls 2, 3 or 4 aspect LED signals. After passing the signal the train is detected with the MAS-SEQUENCERS built in infra red detection. This causes the signal to change to red. The MAS



-SEQUENCERS adjustable timer now starts changing the signal to yellow, (then double yellow for 4 aspect) and back to green.

The diagram shows the simplicity of the wiring. A terminal is also provided for Manual override to red for stations and junctions. Lines with more than one signal use IRDASC-4 units to control the other signals. A single wire from the MAS-SEQUENCER to the IRDASC-4 synchronises the aspects of the signals. Units are compatible with conventional and DCC control.

For working Dapol semaphore signals automatically we have the Semaphore-Sequencer. This detects trains approaching the signal, changes the signal to clear and starts an adjustable timer. At the end of the timing interval the signal returns to danger.

MAS SEQUENCER £16.95 SEMAPHORE SEQUENCER £17.40
p & p £3.80 per order

We stock **CR Signals** in N and OO gauge. These are suitable for the MAS-Sequencer.

Payment by cheque credit/debit card, paypal or postal order.

www.heathcote-electronics.co.uk

email: cah@heathcote-electronics.co.uk phone/fax: 01538 756800
Heathcote Electronics, 1 Haydock Close, Cheadle Staffs, ST10 1UE

Fully tested
and guaranteed
for 5 years

MORLEY CONTROLLERS

Experience the ultimate in controller technology!

VANGUARD ZERO ONE

- 2 x 5mtr hand held controllers
- 1 x 12V DC accessory
- 0 gauge

£120

PLUS £6.90 P&P



VESTA ZERO TWO

- 2 x 2.5mtr hand held controllers
- 1 x 12V DC accessory
- N gauge

£75

PLUS £4.80 P&P



VECTOR ZERO TWO

- 2 x 2.5mtr hand held controllers
- 1 x 12V DC accessory
- OO/HO/N/009 gauge (1 amp per track)

£75

PLUS £4.80 P&P



VORTRAK ZERO TWO

- 2 x 5mtr hand held controllers
- OO/HO/N/009 gauge (1 amp per track)
- 2 x 12V DC accessories

£135

PLUS £6.90 P&P



Each controller has state-of-the-art design, offering very best performance capability. Slow and fast speeds are superb. Internal separate transformers for each track from 220/240 AC mains and on-board CDU for point motors.

www.morleycontrollers.com

(Secure order site)



01704 533 116

(Overseas enquiries +44 1704 533 116)



jet@morleycontrollers.com



PO Box 501, Southport, PR9 9ZL

Also at PO Box 1230, Wangara BC, Perth, Western Australia 6947

Tel: (08)930 56358. <http://aus.morleycontrollers.com>



Online shop for tools & supplies



01234 711980 info@little-cars.co.uk

Mercian Models

Producing your Kits



LOCOMOTIVE, WAGON & COACH KITS AVAILABLE IN
1 GAUGE & 0 GAUGE, ALSO IN 7MM AND 4MM
NARROW GAUGES.

S.A.E. for relevant price lists, or see our new website:-
www.modelrailways.tv
1A Market Way, Hagley, Stourbridge, DY9 9LT

mercianmodels@hotmail.co.uk

Illustrated Catalogues Including Post
00,009 (1/76th) £6 Full Colour
N (1/148th) £5 Full Colour
0 (1/43rd) £4 Full Colour
Mail Order By Return P+P £4, over £40 Post Free
Unpainted metal kits-glue with epoxy glue (£5.75)

LANGLEY MODELS

166 Three Bridges Road, Crawley, Sussex, RH10 1LE
Tel: 01293 516329 Fax: 01293 403955 www.langleymodels.co.uk



4 x 1940/60's Petrol Pumps	£7.35	Gouty Old Man, Bath Chair & Nurse	£6.15
Garage Workshop-Forcort fittings	£8.50	6 people Jogging	£5.20
Garage Machine, tyre remover & balancer	£5.30	4 Standing Sheep	£4.05
Garage 4 pillar Hydraulic Car Ramp	£5.80	Shepherd, dog & 4 assorted sheep	£5.65
2 Loco Crew - Victorian/Edwardian	£2.70	Punt with figures	£8.10
2 Loco Crew - 1830's/50's	£2.70	Punt with stranded boatman	£8.10
NEW 6 Seated Loco Crew 1950's	£5.40	2 x empty Punts	£8.10
2 Loco Crew - Diesel drivers	£2.70	6 x Dustbins	£4.20
4 deckchairs with figures	£2.25	6 dogs - hounds, dalmation, labrador	£3.95
2 Empty deckchairs	£2.85	Victorian Funeral Scene	£6.50
6 assorted Color Gas Cylinders	£4.30	Victorian Photographer & equipment	£3.20
Waterfowl (Swans, ducks, Geese etc)	£4.95	6 assorted Dogs	£4.05
Fencing - brass-circle & arrow patterns	£11.15	Newspaper Vendor & soapbox	£3.15
Fencing - brass-scroll & diamond	£11.15	4 Cows various stances	£6.40
Fencing - spear, gates single & double	£11.15	4 Highland Cattle various stances	£6.40
5 ass. Pigs, 4 piglets & feed trough	£5.25	4 Dexter Cows (3/4 size) and 2 calves	£3.20
Civic, garden & Station Clocks	£11.15	Lattice Footbridge	£4.55
G.W.R. Station seats & barrows	£11.15	2 harnessed horses (single shaft)	£3.65
LMS Station Seats & Barrows	£11.15	2 harnessed horses (twin shaft)	£3.65
Victorian Style Conservatory	£11.15	2 shire horses with harness	£4.10
large Church Windows & stained glass	£6.95	assorted Drain & Manhole covers	£5.65
ass Church Windows & stained glass	£8.10	White Wedding scene (1940's on)	£8.00
stained glass sheet (Church windows)	£4.95	Grocer shop fitting & figures	£8.25
wrought iron Garden Furniture	£11.15	Bakers shop fitting & figures	£8.25
5 Firemen with FIRE transfers	£4.95	Fishmongers shop fitting & figures	£10.15
5 Modern 70's Firefighters (breath aparatus)	£4.95	Hardware shop fitting & figures	£10.15
NEW 6 x Vic/Edw Firemen various poses	£5.30	Motor-cycle shop fitting & figures	£10.15
NEW Fire Fighting Equipment/hoses etc	£4.15	Pub-Off Licence fitting & figures	£7.00
6 Picnic-lounging figures	£5.20	Post Office fitting & figures	£5.50
Rowing boat & fisherman	£5.20	Dress shop fittings & figures	£8.00
		Saddler's shop fitting & figures	£8.30

Ass Loco Vacuum Pipes	£2.80	Painted Loading Gauge	£5.40
Church Lych Gate	£4.70	Painted 2 x Station Seats with 2 figures	£7.10
Church Notice Board & Crucifix	£3.80	Painted Yard Crane	£7.40
Forresters saw horse set and axe	£4.50	Painted Telephone box x 1	£4.40
6 Large (50 gallon) Oak Barrels	£3.80	Painted Pillar Boxes 2 off	£6.30
Water Butt and 5 Tubs	£3.80	Painted Police Telephone box	£5.40
12 Wharfside Bollards	£3.80	Painted AA Box	£5.40
Lifelights & Stands	£3.80	Painted Ballast Boxes (two wooden boxes)	£5.60
12 Chimneys(round/tapered/Hexagonal)	£3.30	Painted trackside relay boxes	£5.50
Welding Figures & Equipment	£4.50	Painted War Memorial	£6.20
2 Relaxed Loco Crew	£1.80	Painted 2 Plain Horses (unharnessed)	£6.10
5 x Gardeners & Equipment	£4.80	Painted Loco Crew	£4.10
Flower pots and tubs & gardening equip	£5.10	Painted Swans & Ducks x 4 each	£6.60
7 x Figures in working poses	£4.80	Painted Washing Line & Figure	£7.20
9 x Ass Standing Station figures	£5.00	Painted Wild Animals	£7.10
Gantry Hoist	£5.30	Painted Assorted Seagulls x 8	£6.70
New Gibbet Crane (wall or floor mounted)	£4.50	Painted Dogs 6 off	£6.60

BACHMANN * HORNBY * FARISH * PECO * RATIO * WILLS * METCALFE *
Aspire Gifts & Models
 OPENING TIMES: Mon 2pm-5pm Tues, Wed, Thurs 10am-5pm

The Model Shop for Modellers,
 Run by a Modeller

Suppliers of all Major Railway Brands,
 We Chip, Service and Repair Engines.

Layouts built from Track to finished item.
 THOUSANDS OF ITEMS AVAILABLE ON OUR WEBSITE CREDIT CARDS WELCOME

Come and see the progress on our new 30' x 30' 00 Gauge layout
 Unit 4, Court Farm Business Park, Buckland Newton, Dorset. DT2 7BT
 Telephone: 01300 345355 email: edward.aspire@btinternet.com
 Website: www.aspiregiftsandmodels.co.uk

WOODLAND SCENICS * KNIGHTWING * SUPERQUICK * WILLS * BASE

**FLANGE BRACKET
 MECCANO SPARE PARTS**



Meccano Sets and Parts for Sale
 Very wide range of Used and Unused
 Andrew Luckham - Flangebracket Meccano
 E-Mail: Flangebracket50@Yahoo.co.uk

Durham Trains of Stanley



"more than just a model shop"

Opening hours: Mon 09.30-17.00, Tue 09.30-17.00 Wed Closed,
 Thu 11.00-19.00, Fri 09.30-17.00, Sat 09.30-17.00, Sun Closed
 6 Station Road, Stanley, Co. Durham, DH9 0JL
 Tel: 01207 232545
www.durhamtrainsofstanley.co.uk
 Email: sales@durhamtrainsofstanley.co.uk

GALACTIC Models




Release the inner modeller in you!

Derby's Specialist Model Shop:
 Railway OO & N, Die-Cast Models, Plastic Kits, Tools,
 Slot Cars, Table Top Gaming, Scenics, Paints & Glues .

4 The Strand Arcade, Derby

01332 344033 www.galactic-models.co.uk

www.expressmodels.co.uk

LIGHTING SPECIALISTS

'THE LIGHT AT THE END OF THE TUNNEL'

We manufacture 4mm scale working Gas type Lamps, along with Modern Image Depot Lamps and Buffer Stop Lamps. We make our own range of working Traffic Lights and Barrier Warning Lights. We also stock Viessmann working street & Station Lamps. Add realism to your layout with working Colour Light Signals. We stock the excellent range of Traintronics and Offline Signals.

Visit our website which has secure online shopping
 Please send £3.00 for our 50 page catalogue which lists our full range.

**EXPRESS MODELS, 65 CONWAY DRIVE, SHEPHERD,
 LOUGHBOROUGH, LEICS LE12 9PP**
 Tel: 01509 829008 Fax: 01509 560878
 Email: sales@expressmodels.co.uk

MODEL RAILWAYS

GAS CUPBOARD MODELS

FREE
 carrier bag
 with every in shop purchase

If requested

Gas Cupboard Models
 6 St Georges Works, Silver Street,
 TROWBRIDGE, BA14 8AA

01225 777888

FLAIR RAIL

**STOCKISTS OF MODEL RAILWAY EQUIPMENT
 SECONDHAND BOUGHT AND SOLD**

FIND US ON FACEBOOK f
WWW.FLAIR-RAIL.CO.UK

FLAIR RAIL, UNIT 7, SPRINGFIELDS, NURSERY
 ESTATE, BURNHAM ON CROUCH. CM0 8TA
 T: 01621 786198
 E: ROGER@FLAIR-RAIL.CO.UK
 OPEN: MONDAY TO FRIDAY 9.30-5.00
 SATURDAY 9.30-4.00

**Realistic
 GHOST
 SIGNS**

in miniature for your
**MODEL
 RAILWAY**

GHOST-SIGNS.COM

NOT ONLINE? CALL 07970 977 628 FOR AN ILLUSTRATED PRICE LIST

NEW!
 OO AND N GAUGE
 WATER-SLIDE TRANSFERS
 NOW AVAILABLE

UK TOY & MODEL AUCTIONS

LIMITED

Specialist Auctioneers of Toys & Models



OUR NEXT AUCTION IS ON MONDAY, 11th JULY, 2016

at Craxton Wood Hotel,

(on A540) Parkgate Road, Ledsham, Nr. Chester, Cheshire CH 66 9PB

Viewing 9.30 a.m. - 11.30 a.m. Auction starts 11.30 a.m.

600 LOTS including: Meccano and Lego Shop Display Models, Bachmann G-Scale, Hornby, Bachmann, Hornby Dublo, N Gauge, Live Steam, Lima, Dinky Toys, Corgi, Matchbox, 0 Gauge Kitbuilt, EFE's & OOC Buses, F1 Racing Car Collection, WSI & Corgi Commercials, Extensive Skaledale Collection, Books, plus much more

Catalogues £3.50 including postage available from:

UK TOY AND MODEL AUCTIONS LTD.,

46 Wirral Gardens, Bebington, Wirral, Merseyside CH63 3BH
Telephone: Barry Stockton 0151 334 3362 or Tony Oakes 01270 652773

CATALOGUE AND MORE INFORMATION ON OUR WEBSITE

www.uktoyauctions.com



Pre-order NOW with FREE P&P



and much more...

Opening hours: Tuesday to Saturday 9.30 am to 5.00 pm

TRY OUR SAME-DAY DESPATCH MAIL ORDER SERVICE.
ALL MAJOR CREDIT/DEBIT CARDS ACCEPTED.



OptiVISOR

The precision binocular magnifier that leaves both hands free

OptiSIGHT™

The OptiSIGHT magnifying visor provides hands-free magnification for more accurate and efficient viewing. The visor tilts up for normal viewing, or down for magnification. OptiSIGHT™ brings work closer into focus, reducing eye strain and fatigue. Available in blue or green, constructed from plastic with optical grade acrylic prismatic lenses.



Supplied with 3 lens plates (1.75x, 2x & 2.5x).

NEW
£29.95

OptiVISOR

A professional quality headband magnifier which has been used by thousands of modellers for the past 30 years. The prismatic glass lenses are ground and polished to precision optical standards, bevel edged and mounted in an interchangeable plastic frame.



Supplied with 1 lens plate of your choice.

from
£49.95

Order the OptiVISOR with the VisorLIGHT for £76.90 and receive a **FREE OptiLOUPE**. Quote **HORNBY** for **FREE POSTAGE**

OptiVISOR (with one lens plate)	£49.95
OptiLOUPE	£12.95
VisorLIGHT	£26.95
Spare Plate	£29.95
OptiSIGHT (with three lens plates)	£29.95



Viking Optical Centres


With shops in Glasgow, Edinburgh & Halesworth

Mail Order: 01986 875315 www.vikingopticalcentres.co.uk

Blyth Road, Halesworth, Suffolk, IP19 8EN Tel: 01986 875315

Easy sound, lighting & control for all!

Clip-in Buffer Lights & Track Testers
DC & DCC N & OO only £5 each



Various LFX Effects £15 inc Random, Flashing, Traffic Lights, Crossing, Welding, BBQ



Colour Light Signals
DC & DCC fitted versions



NEW Automatic Coach Lights for any Coach
Turns on automatically, no pickups, no flicker, From £20



Now Available
in N gauge!

NEW Fit real sound in your train - only £40!
Tiny motion controlled sound capsule & battery-no wiring



Works on both DC & DCC! Steam, Diesel, Goods, etc.

Signal & Point
Controllers DCC only



Any gauge From £17

Available direct from www.dcpexpress.com & model shops
Order by 3pm for same day First Class despatch



Train-Tech
Model Technology Made Easy



01953 457800 / www.Train-Tech.com

£4 UK P&P - but this month quote HBY0716 for £2 off Postage!

DCP Express
Bryon Court
Bow Street
Great Ellingham
NR17 1JB, UK



SouthWest digital

Distributor for the UK

ESU Trade welcome



As real as it gets!

Photos: Chris Perkins

New YouTube channel, see website for details
ALL products come with a 2 year warranty and FREE return postage

Close your eyes and you're there!

UDRIVE

responsive sound algorithm
The highest quality sounds in all gauges. A wide range of responsive steam and diesel sounds developed for the all new UDRIVE



Crystal clear digital sound

Test drive the latest loco sounds with stunning clarity at SWD – call now for more info

T: 01934 515382 info@swd4esu.co.uk
www.southwestdigital.co.uk

Come and visit our 25th
Celebration of Model Railways
The Dewars Centre, Glover Street, Perth PH2 0TH

Saturday June 25th 10.00 am – 5.30 pm
Sunday June 26th 10.00 am – 5.00 pm

43 Superb Layouts in two Halls
40 Quality Trade Stands
Seminars
Modelling Demonstrations
Societies and Specialist Groups

Free Parking
Venue is next to Perth Railway Station
Park and Ride from Broxden on the Saturday
Perth & District MRC is a charity registered in Scotland No. SC045282

Admission: Adult £6.00, Child £3.00, Family (2 + 2) £15.00

www.perthmrc.com or Tel. 07588 754959



Ad. Sponsored by:
Cheltenham Model Centre,
Phoenix Precision Paints Ltd,
Finishing Touches,
Wensleydale Railway
(Scotland Branch), Contikits,
Douglas Blades, Parkside
Dundas, North Road Trains,
Invertrain Model Railways,
The Model Tree Shop,
Squires Tools, D&E Videos –
Realtrack Models, JDM
Models, Brian Collier/Alan
Jones, Eileen's Emporium,
Keith & Dufftown Railway,
Ten Commandments,
Railwayana Auctions Ltd, The
Junction Box, Plus Daughters,
WM Collectables, The G Scale
Society, Layouts4U, The
Hamilton Toy Collection,
Smart Models, Digitrains

Photo: Aldbury, Courtesy of BRM and Nigel Burkin.

PETER'S SPARES

MODEL RAILWAYS
LIMITED
MAIL ORDER & REPAIR
SPECIALISTS



- ❖ New & Used Hornby Spare Parts
- ❖ Our own spare parts made in China
- ❖ Locomotives and Rolling Stock
- ❖ Plastic Kits, Paints, Tools & Glues
- ❖ Digital Decoders & Controllers
- ❖ Locomotive Detailing parts
- ❖ Mega Steam Smoke Fluid
- ❖ Tracks & Train Sets
- ❖ We have it all at Peters Spares



NEW & USED MODEL RAILWAYS


Specialists in Model Trains since 1994 - Servicing, Repairs & DCC Decoder Fitting
2J Brighthouse Business Village, Riverside Park, Middlesbrough, Cleveland TS2 1RT

Tel: 01642 909794

Open Mon-Sat 10am - 5pm

Web: www.petersspares.com

Email: sales@petersspares.com



Olivia's Trains of Sheffield

'OO' Gauge UK DCC Sound Specialists. 25a Mansfield Rd, Intake, S12 2AE

Extensive UK sound library utilising the Loksound decoders.

DCC/ Sound Fitting Whilst You Wait.



Heljan Class 58's Available Now.

Bachmann Class 66 111 Available Now!



Heljan EM2 Class 77 / EM1 Class 76 - Available Now.



Heljan "Falcon" 4 Versions.



Heljan "Kestrel" Available Now.



Dapol Class 73's Available Now.



Coming 2016 - Class 73 In EW&S, Fragonset & Network Rail.
pre-order now!

For More details on the above & all our stock visit:

www.oliviastrains.com

Tel: 0114 3216 160 Tel: 0114 2647 449 Mob: 0755 7126 651

e-mail: oliviastrains@blueyonder.co.uk



www.GoldenValleyHobbies.com
New Electrotren Locos – Just £59.99!!



GV2017 GWR No629 0-6-0 Steam Loco
GV2018 Petroleum Black Ajax No38 0-6-0 Loco

DCC Ready
5 pole motor
Hornby Couplings
HO or OO scale track

GVH, Unit 1, Pontrilas
Business Park, Pontrilas,
Hereford, HR2 0AZ
P&P £3.99 per order

Try your model shop first, In case of difficulty
materials available direct by post from our address
Trade Enquiries welcome. 01981 241 237

MODEL RAILWAY SOLUTIONS

Tel: 01202 798068
Email: info@modelrailwaysolutions.co.uk

Contact us for a quote on all your baseboard
and helix requirements, either bespoke or
from our own modular range.

Please take a moment to browse our online store or visit us at -
Unit 1, 10-12 Alder Hills, Poole. Dorset. BH12 4AL.

www.modelrailwaysolutions.co.uk

MonkBar Model Shop

OO & N Gauge Model Railways
Diecast Planes & Vehicles - Plastic Kits & Figures - Scalextric - Jigsaws

Open
Monday - Saturday
9am - 5.30pm
Only 2 minutes away from York Minster

2 Goodramgate
York - YO1 7LQ
01904 659423
info@monkbarmodelshop.co.uk

Stockists of Hornby, Bachmann, Graham Farish, Peco, Dapol, Gaugemaster, Ratio, Wills,
Woodland Scenics, Metcalfe, Oxford Diecasts, Base Toys and many more

Shop online with us.
New website now live! monkbarmodelshop.co.uk

MORRIS MODELS
NORTH LANCING

80 Manor Road, N Lancing,
West Sussex, BN15 0HD
Tel 01903 754850
www.morris-models.co.uk
info@morrismodels.co.uk

We are between Brighton & Worthing, just off A27 west of Shoreham Airport

BRITISH RAILWAYS
HORNBY, PECO, DAPOL, NEMO

BICYC-LED
OO/HO & N
Cycles & M/cycles
with working
lights!!
See our webshop
for details
Easy free parking!!
Open Mon - Sat
9.30 to 5.00

CONTINENTAL RAILWAYS
FLEISCHMANN, Roco, TRIAX, PREISER, NOCH, MINIRAINS

PLUS MANY OTHER RANGES OF SCENIC
MATERIALS, BUILDINGS, VEHICLES etc

Map showing location of Morris Models on the A27 near Lancing.

BIGGEST GWR SHOW EVER!

THE SWINDON RAILWAY FESTIVAL

Sat 10 & Sun 11 Sept 2016
10.00am to 5.00pm

Get ready to see the UK's
finest model railways
and enjoy many more attractions
including the Swindon Works Hooter!

STEAM -
Museum of the
Great Western Railway

Admission: Adults: £12.00 • Senior (Over 60): £9.00 • Children (3-15 yrs): £8.00
Family tickets: £28.00 (2 adults, 1 child) £32.00 (2 adults, 2 children)

STEAM
Museum of the Great Western Railway
Fire Fly Avenue, Swindon SN2 2EY
www.steam-museum.org.uk

PECO
RAILWAY MODELLER

SWINDON 175
1841-2016

**Model events
at Locomotion**

The National Railways Museum, Shildon DL4 1PQ
10.00am to 5.00pm



Products at Prices
Not to be
Missed!

LNER Event 23rd-31st July 2016

Model Mania 6th-7th August 2016

Autumn Steam Gala 17th-18th Sept 2016

Nearest Railways Station – Shildon 100 yds. On Arriva Bus Routes
Café Disable Access Free Entry and Free Parking
Diecast Model Railways Collectables
For event and trading information
Contact: Stuart 01535 642367 or Laurence 07966 333605
Promoted by Tri-angman and Pennine Models on behalf of Locomotion

THE GREAT ELECTRIC TRAIN SHOW

BOOKING
NOW OPEN

BRITISH MOTOR MUSEUM,
WARWICKSHIRE CV35 0BJ



Oulton TMD - 'OO' gauge, Midland Region

SAVE £s WHEN BOOKING IN ADVANCE

ADULT (Save £5*) **£9**

CHILD (5-16 yrs) (Save £2*) **£7**

Children under 16 must be accompanied by an adult at all times.

*Savings against BMM on-the-day ticket prices.

Deadline for advance ticket orders 30 September 2016.



Durston - 'OO' gauge, Great Western Region

OCTOBER 8/9 2016

RETURNING FOR ITS FOURTH YEAR!

25+ WORKING LAYOUTS

in the major scales, gauges and eras, including:

- **Old Elms Road** - 'OO', Southern Region
- **Haymarket Cross** - 'OO', Eastern Region
- **Goathland** - 'OO', preservation
- **Dentdale** - 'N', Midland Region
- **Poole-in-Wharfedale** - 'OO', North Eastern Region
- **Durston** - 'OO', Great Western
- **Gweek North Quay** - 'O-16.5', narrow gauge
- **Oulton TMD** - 'OO', Midlands

**Practical demonstrations for hands-on advice
and inspiration as well as a wide selection of
top quality traders and manufacturers**

(Layouts subject to change)

TICKET PRICE WILL INCLUDE:

- FREE** ACCESS TO BRITISH MOTOR MUSEUM
- FREE** ON-SITE PARKING
- FREE** COURTESY BUS FROM LEAMINGTON SPA TRAIN STATION
(Saturday Only)

ON THE DAY PRICES:

- Adult: £14 • Concessions: £12 • Child (5-16 yrs): £9**
• Children under 5: FREE • Family (2 adults, 3 children): £39

Advance Ticket Holders: Express lanes in operation. Entry from 9.30am.

Opening Times: Saturday October 8: 10am to 5pm **AND** Sunday October 9: 10am to 4pm.

**To book, visit: www.greatelectrictrainshow.com
or call: 01780 480 404**

Brought to you by

KEY
EVENTS

HORNBY
magazine

BRITISH
MOTOR
MUSEUM

Check website for full list of layouts,
demonstrations and exhibitors

Pooleys Puffers

Model Railway Supplies, New & Second Hand Bought & Sold



Partnership: David & Anne Poole
Diecast Models Kits & Accessories

Tele: 0191 4910202 / 4106386 Mobile: 07976 519178
www.pooleypuffers.com e-mail: pooleypuffers@btopenworld.com

382a Jedburgh Court, Team Valley Trading Estate,
Gateshead, Tyne & Wear. NE11 0BQ

Mon - Thurs - 10:00am - 5:00pm
 Fri - Sat & Bank holidays please telephone for opening times
 Sunday - Closed
All major cards accepted. Part exchange welcome

PECO HORNBY GAUGE MASTER DAPOL JAVIS METCALFE SUPERQUICK WILLS RATIO

www.YorkModelmaking.co.uk

- **Online shop** selling building kits and a large range of laser cut architectural components - doors, windows, tiles, canopy valances, brackets, steps etc
- **Bespoke** laser cutting service for anything you can't buy ready made
- **Affordable** and easy to use; helping create perfect results
- **Free quotes**



To receive an N, 00 or 0 scale price list, please send an A4 SAE with a LARGE size stamp.

Klinkerhofen Layout - Norman Raven

01904 400358

York Modelmaking, Unit 13, Bull Centre, Stockton-on-Forest, York, YO32 9LE

NEW!

Laser Cut Lineside Drainage Kit

00
4MM





Circular & Rectangular Inspection Chambers Included


LX064-00 Pack of 12 Only £3.99

scalemodelscenery.co.uk
 Tel: 01530 456952

Earlestown has deep roots within the history of today's modern railway. Home to the Vulcan foundry where such engines as Deltics and LMS engines were built, the Viaduct Wagon Works where freight wagons were built and more recently, Earlestown has become home to Sawyer Models.



Opened in May 2014, Andrew Sawyer welcomes Loco enthusiasts from across the nation. With a full DCC installed working layout, Sawyer Models provides a great selection for advanced collectors and for those who are just getting started.



Situated on Bridge Street, Sawyer Models are OPEN Monday to Wednesday and Friday to Saturday 10am to 5pm CLOSED Thursdays and Sundays with FREE parking throughout Earlestown and only a 2 minute walk from Earlestown train station.

27 Bridge Street, Earlestown, Newton-Le-Willows, Merseyside, WA12 9BE
 01925 227835 info@sawyermodels.co.uk www.sawyermodels.co.uk
 Also find us on:
 Facebook: [sawyermodels Earlestown](https://www.facebook.com/sawyermodels Earlestown) and also on: Twitter @SawyerModels

Stoneybridge Structures

Manufacturers of in house designed and Precision laser cut acrylic plastic kits for railway modellers

Contact us if you require something different for your layout

Secure online shopping via 

Contact us
Website
www.stoneybridge.co.uk
Email
gavin@stoneybridge.co.uk
Telephone
 07970 883663

Most models and detailing packs available in all scales
 We now produce replica nameplates & shed code plates
 Please contact us for more details

THE DURHAM LIGHT INFANTRY

Visit → Scalescenes.com The home of quality downloadable card model railway kits since 2005

Download → Print → Build

Card kits that pass closer inspection

NEW Corner Shops
 ONLY £4.99



Great addition to Terraced Houses

Includes yard and storeroom

Choice of facades, editable signs

Choice of wall renders

Buy once unlimited prints

View our large range of N and 00 kits and texture sheets

scale scenes.com

TRAIN TIMES

The Eastbourne Models and Collector's Centre



Eastbourne's longest serving model shop is now **OPEN** again.

Stocking lines from Airfix, Bachmann, Deluxe Materials, Gaugemaster, Hornby, Humbrol, Tamiya Oxford Diecast, PECO and more.

find us online at 37 seaside, Eastbourne, BN22 7NB
www.traintimesmodelshop.co.uk
 (01323) 722026 - traintimestoo@gmail.com
 Open 9am-5pm Tuesday to Saturday, open late on Friday (7pm)

PECO HORNBY GAUGE MASTER DAPOL JAVIS METCALFE SUPERQUICK WILLS RATIO

Trains4U.com

01733 895989 Trains4U@btconnect.com

Peterborough's Model Railway and Slot Car Specialists

HORNBY **DELUXE** **HELJAN** **GRAHAM FARISH** **DAPOL** **PECO**
 by BACHMANN




SPECTRE **SCALEXTRIC**

Revell **AIRFIX** **TAMIYA** **ESU** **WILLS KITS** **TCS** **RATIO**

27 St. David's Square, Fengate,
 Peterborough PE1 5QA
 Open Tue-Sat 9.00-17.00, Sun 10.30-15.30



Humbrol™



Modelling Essentials

The Humbrol acrylic range of popular railway colours and weathering powders have been specifically developed to suit the many variations on the UK rail network. These products are ideal for restoring and re-liverying locomotives and rolling stock. Humbrol Weathering Powders produce the perfect weathered effect and are perfectly suited for dry brushing and re-touching, taking your model railway hobby to a new level.

Authentic Rail Colours

RC401 AB2401 Dirty Black	RC402 AB2402 Rust	RC403 AB2403 Crimson Lake	RC404 AB2404 Garter Blue
RC405 AB2405 GWR/BR Green	RC406 AB2406 Buffer Beam Red	RC407 AB2407 BR Yellow	RC408 AB2408 Apple Green
RC409 AB2409 Malachite Green	RC410 AB2410 Maunsell Green	RC411 AB2411 Diesel Blue	RC412 AB2412 BR Coach Roof Grey
RC413 AB2413 Engineers Grey	RC414 AB2414 Executive Dark Grey	RC415 AB2415 Pullman Umber Brown	RC416 AB2416 Pullman Cream
RC417 AB2417 Coach Roof Off-White	RC418 AB2418 EWS Red	RC419 AB2419 EWS Yellow	RC420 AB2420 Orange Lining
RC421 AB2421 Virgin Red	RC422 AB2422 Intercity Grey	RC423 AB2423 Carmine	RC424 AB2424 BR Cream

Weathering Powder

AV0001 Black	AV0002 White	AV0003 Sand	AV0004 Smoke
AV0005 Chrome Oxide Green	AV0006 Iron Oxide	AV0007 Dark Earth	AV0008 Rust

Washes

AV0201 Black	AV0202 White	AV0203 Dark Green	AV0204 Dark Grey
AV0205 Dark Brown	AV0206 Blue Grey	AV0207 Sand	AV0208 Dust
AV0209 Oil Stain	AV0210 Rust		

This popular range of railway colours are available in your local hobby store or online while stocks last.

humbrol.com



@humbrol

YouTube

Find us on
Facebook



PARKWOOD

Manufacturers of fine quality display cases and cabinets
Designed for the purpose built to last

OO/HO Store & Stack (Small & Large)

Two robust storage systems able to provide long-term protection and storage for your 'OO'/'HO' collection.
The cases are of a sturdy stackable design with a detachable lid held in place by two snap on handles.

There are four "lift out" Polyethylene Foam Inserts for the "Large" case and two inserts for the "Small" case, each insert is machined to house 5 coaches or Locos with Tender. Insert slot length for the "Large" case is 340 mm, and 352 mm for the "Small" case.

Foam Infill strips are provided with each case and these may be cut to a suitable length and pressed into the slots to form pockets to house wagons and shorter rolling stock.

A soft foam pad in the lid of each case prevents the movement of the inserts during transit.

Storage capacity

Large Case, 20 Coaches or Locos with Tenders.

Small Case, 10 Coaches or Locos with Tenders.

Online Price

Store and Stack Small £69.98

Store and Stack Large £106.82 (inc. VAT and P&P)

Visit www.parkwood-arts.co.uk



Parkwood Arts Ltd, Foxfield Green, Nr. Petersfield Hants. GU32 1DJ
Tel. 01730 266151 Fax. 01730 265866 Email. sales@parkwood-arts.co.uk

Strawberry line Miniature Railway

Come and visit us at the West Country's longest ground level 5" gauge railway and ride behind our scale diesel and steam locomotives through the grounds of Avon Valley Country Park. *There's much more to do as well*



Come and visit us for our annual gala weekend 25th-26th June 2016

(Open Monday's in school half term and Bank Holidays)

Email: info@strawberryminirail.co.uk

Phone: 0117 9860124 Mobile: 07960 151286

Britannia House, Avon Valley Country Park,
Pixash Lane, Keynsham, Bristol BS31 1TS

www.wicknessmodels.co.uk

DCC Sound & Equipment



Wickness
Models



WHEN IT'S SPRING AGAIN...



Discover our
range of N
gauge building
kits, trams and
accessories
from just £2.49
(+ £1.70 P&P)

For more details please contact

STREET LEVEL MODELS

Chiltern End, Fen Lane, Hitcham, Suffolk, IP7 7NL

or visit our website: cdcdesign.webplus.net

YouChoos DCC Sound

LET'S MAKE SOME NOISE!

Choose sounds from our ever-growing portfolio, pick a speaker, add other extras - make your models special!

Check out our huge library
of FREE install guides
available online



0844 7725052

www.YouChoos.co.uk john@youchoos.co.uk

Widnes Model Centre



Welcome to Widnes Model Centre, the Hobby and Radio Control Centre for Widnes, Liverpool, Warrington, St Helens, Chester and surrounding areas. We are situated a few hundred yards from Widnes town centre with plenty of free parking nearby.

As a family run business starting out in April 2011 we have since become a provider of excellent customer service with a terrific selection of products.

Widnes Model Centre has a large Model Railway section, both OO and N Gauge, Steam and Diesel locomotives coaches and freight.

Additionally we stock a wide variety of railway accessories to accompany the gauges we sell.

We have a wide range of modelling equipment for all enthusiasts with the inclusion of glues, paints, weathering powders and washes etc. Our range expands on a monthly basis!

Come and see us we will be more than happy to help and advise.

Opening Times: Mon-Sat 10am to 5.30pm

Except Thursday 10am to 1pm. Closed Sunday.

Our website is currently live, but new content is being added and updated. Keep checking back for further updates.

128 Widnes Road Widnes WA8 6AX

0151 424 1196

www.widnesmodelcentre.co.uk

3D PRINTING

I can make you any plastic shape as a model you can hold in your hand from your own design at a low price. see my 3-D printer working on my website :-
www.Chelmsford3dprinting.co.uk
 phone Ray 01245 466023

BOOKS

NICK TOZER
 RAILWAY BOOKS
RAILWAY BOOKS BOUGHT & SOLD
Free Railway Booksearch Service
 155 Church Street, Paddock, Huddersfield, HD1 4UJ
 SHOP: Tue/Wed 11:00-17:00 + Thur 14:00-20:00
www.railwaybook.com nick@railwaybook.com
Tel: 01484 518159

KITS & COMPONENTS

Wizard Models
  
 Over 2,200 kits and parts mainly in 4 & 7mm scales covering: semaphore signalling; Sprat & Winkle and D.G. autocouplings; 51L and Comet locomotive, carriage and wagon kits and components.
 Order on line at www.wizardmodels.co.uk
 UK P&P: £3.90 per order, overseas at cost, price list 5x1st class stamps.
 24hr Phone 01652 635885 Mobile 0778 894 0312
 Wizard Models, PO Box 70, Barton upon Humber DN18 5XY

ACCESSORIES

Visit our new website
 New items and update on existing range.
 Expanding range of O gauge
 Further details at...
www.emardee.org.uk 

Rail-Books.co.uk
 Railway book specialist covering UK and overseas prototypes, also modelling, bus, tram and shipping books. Many books post free
Visit www.rail-books.co.uk for more details and secure on-line ordering.
Tel: 01293 406137

COLLECTORS FAIRS

ASHFIELD TOY & TRAIN FAIR,
 Festival Hall NG17 7DJ. Sunday 10th July 10am-2pm. Good access, refreshments, free parking, Contact Malc: 07951 072790

ALFRETON LEISURE CENTRE, TOY AND TRAIN FAIR: DE55 7BD Friday 15th July, 7pm -9pm, refreshments available. Perfect start to the weekend Contact Malc: 07951 072790

BRANCH LINES
 Mashima, Hanzono, Canon motors. Gears, gearboxes, bearings, drive shafts, wheels, crankpins, etc. Black Beetle, Tenshodo motor bogies
 4mm loco and chassis kits and detailing parts and accessories.
 4 and 7mm narrow gauge loco, coach and wagon kits, chopper couplings
 4mm etched coach and PBV kits (MR/LMS, LBSCR, SECR, SR, TVR) 7mm Ford T Railbus, coach kits.
P.O. BOX, WESTBURY, BA13 9AA
Tel/Fax: 01373 822231
E-mail: sales@branchlines.com
 Catalogues: e-mail or SSAE + £1 in stamps or £2.50 C/card and PLEASE STATE INTERESTS

EXTREME ETCHINGS
 2 Upper Dunstead Road Langley Mill Nottingham NG16 4GR
 email: brian@shawplan.com
Specialist suppliers of the finest quality nameplates and detailing components for the Diesel and Electric era in 2, 4, and 7mm scales
www.shawplan.com

- 0 Gauge Kits -
CONNOISSEUR MODELS
 - Quality Etched & Cast Metal Kits -
 - Locomotives, Carriages & Wagons -
www.jimmcegeown.com
 or Send S.A.E. For Printed Catalogue
 1 Newton Cottages, Nr Weobley, HR4 8QX

P & D Marsh
 Whitmetal kits, hand painted models and laser cut wooden structures in N and OO. Painted signals available in N and OO. Free price list available.
 The Stables, Wakes End Farm, MK17 9FB
Tel: 01525 280068
www.pdmarshmodels.com

MODEL RAILWAY SHOPS

MODEL JUNCTION
 The Best Model Shop In Suffolk
 Peco Hornby Bachmann Gaugemaster Metcalfe Models And So Much More
Whiting St. Bury St. Edmunds IP33 1NX
www.modeljunction.com
 Open Mon - Sat 9.00 - 5.00 **01284 753456**

MODEL KITS & DIECAST


Custom Locos, Ltd Edn Wagons
New Hornby, used makes
 W: carriageandwagonmodels.co.uk
 E: carriagew@yahoo.co.uk
 T: 01233 633295 M: 07757 342525

BOOKS

LINDA TINKER
 RAILWAY BOOKS
NEW & PRE-OWNED RAILWAY BOOKS
 New Website! Free UK Postage
www.lindatinkerrailwaybooks.co.uk
01335 330965


DISPLAY / LAYOUTS

Platform 3 Models
 Layouts designed and built from N to Garden railways based in the south west
 All loco Servicing & Repairs and DCC decoder installation for N & OO
 Contact Tom Hussey Tel: 07811903231
 Email: platform3models@hotmail.co.uk
 Web: platform3models.co.uk

    
MON-SAT 9.00 - 5.30
THE MODEL SHOP
OPEN SUNDAYS 10.00 - 2.00
 117 New Road, Portsmouth PO2 7QS
Tel No. 023 9265 3100
Email: modelshop117@gmail.com

Dereks Transport Books
www.derekstransportbooks.com
dereksbooks@btinternet.com
All transport subjects covered
Established 1995 Ringwood

BOXFILE DIORAMAS
Tel: 01689 855074 Mob: 07956 086767 E-mail: chrisue@btinternet.com
"Displays and Layouts"
 Chris White runs a home based business constructing small scenic displays and working layouts, in all the popular scales. The 'N' gauge layouts can be made to fit into boxfiles, and oblong plastic storage boxes. Chris can carry out scenery restoration work to existing railway layouts in any scale and can also do commissions to build layouts and displays.

MODEL RAILWAY SHOPS

Millennium Models
 Hornby Bachmann Peco Gaugemaster
 New and Second Hand Stock
 Jarvis Dapol Metcalfe Corgi Oxford
 67 Queen Street, Morley, Leeds
LS27 8EB Tel: 0113 2189 286

DCC & ACCESSORIES

Taunton Controls Ltd.
 Owners of ZTC Agents for ESU 01823 327155 try our help line open
 9am to 9pm closed Wednesdays ZTC 511 from £210. ESU ECOS best uk price

MODEL RAILWAY SHOPS

RHUDDLAN

- Model Railways
- Games Workshop
- Die Cast Models
Corgie - Dinky - Matchbox
- Plastic Kits
Airfix - Revel - Etc

**NEW AND USED ITEMS
BOUGHT AND SOLD**

HIGH ST, RHUDDLAN
01745 590048
www.rhuddlanmodels.co.uk

EDDIE STOBART LTD
EXPRESS ROAD HAULAGE SPECIALIST

www.BestsModeller.co.uk
0781 4751547

We at BESTSMODELLER sell all Die-Cast Models, Hornby, Lima, Bachmann Railways, Eddie Stobart products, Corgi Buses and have many other products to sell. You can also purchase online at our website.

Redcar Models & Hobbies
130 High Street, Redcar, Cleveland

Stocking a wide range of 'OO' railways by Bachmann, Hornby, Peco and Gaugemaster

Tel: 01642 494 912
sales@redcarmodels.co.uk

Maestro Tel: 01933 355531
PayPal Mobile: 07969 535 699 (evenings & weekends)

TH&A MODELS 19 Keats Way, Higham Ferrers, Northants. NN10 8DQ
Email: sales@hamodels.net

Coach & Wagon Kits, Wheels, Decals, Wagon Loads, Paint & Sundries
Parkside Dundas, Cambrian, Genesis, Slaters 7mm, Ian Kirk 7mm, Dapol, Precision Paints, Modelmaster & Old Time Workshop Decals, Labelle Oils, Alan Gibson & Romford Wheels
Order on line at: www.hamodels.net or ring us (same day or next day despatch)
Precision Paint - pre order and pick up at exhibitions (minimum two weeks notice)
No Exhibitions in July. Our next Exhibition is Northampton on August 20th

NOW buying your unwanted model railway collections

NOW STOCKING A WIDE SELECTION OF PRE-OWNED MODEL & NEW RAILWAY COLLECTIONS ONLINE & INSTORE

www.agrmodelrailwaystore.co.uk
Monday - Friday 9am-5pm Saturday 9am-4pm

AGR Model Railway Store
9 High Street Mews,
28 High Street,
Leighton Buzzard
Bedfordshire, LU7 1EA
01525 854788
sales@agrmodelrailwaystore.co.uk

"Our Place"
For all your modelling needs

HORNBY METCALFE
RATIO PECO

Wide range of paints, kits, die cast vehicles and Scalextric always available
3 Swan Street Alcester
Tel 01789 766755

PAIGNTON MODEL SHOP

Stockist of:
Hornby, Bachmann, Peco, Woodland Scenics, Metcalfe, Superquick, Airfix, Scalextric, Ratio, Wills & Scenerama
N Gauge stockist for Farish
Loco Weathering Service Available
60 Hyde Road, Paignton, Devon TQ4 5BY
Tel: 01803 555882
Email: paigntonmodels@hotmail.co.uk
Website: www.paigntonmodelshop.com

Visiting the Isle of Wight?

Two floors of locomotives, wagons, coaches, buildings, scenery, electrics, figures, cars and more!

N/009/HO/00/On30/G

UPSTAIRS DOWNSTAIRS
Pier Street - Sandown - PO36 8JR
01983 406 616 - www.udiw.com

MODEL RAILWAY SHOPS

JOHN DUTFIELD CHELMSFORD
Wards Yard, 133 Springfield Park Road, Chelmsford, CM2 6EE
PECO, HORNBY, BACHMANN, FARISH, DAPOL, HELJAN etc and lots more for the railway modeller.
Opening times: 9 till 5.30 Closed Weds Suns & Bank hols
Tel: 01245 494455
email: heatherwilkinson@btconnect.com
www.johndutfieldmodelrailways.co.uk

THE MODEL SHOP
Specialist Model Railway Stockist
4 St David's Hill, Exeter EX4 3RG
(just off the old Iron Bridge)
See us at Exeter show 2nd & 3rd July 2016
www.trainsandtrack.co.uk
Tel: 01392 421906
shop open Tue/Sat 9.30-5.00pm
Now taking orders for 2016 Models

THE HOBBY GOBLIN
STOKE-ON-TRENT
54 Hamil Road, Burslem ST6 1AU
Bachmann, Farish, Scenecraft, Woodland Scenics, Hornby, PECO, Dapol, Gaugemaster, Lenz, Metcalfe and much more!
T: 01782 818433
e: thehobbygoblin-uk@hotmail.com
www.thehobbygoblin.co.uk

Haslington Models
134 Crewe Road Haslington CW1 5RQ
Tel/Fax 01270 589079
Appointed Stockist of
Hornby, Bachmann, Farish, Dapol, Vi-Trains, Peco, Gaugemaster, Heljan, Metcalf, Ration, Wills etc
Thursday/Friday/Saturday only
10.00 until 16.00

MODEL MANIA
All leading brands stocked
Mail order service
13 Clouds Hill Road, St. Georges, Bristol BS57LD
Open Tues - Fri 09.30 - 17.00, Sat 09.00 - 17.00
Tel: 0117 9559819
email: modelmaniaemail@aol.com

Kent Garden Railways
16mm and G Scale Specialists
LGB ♦ Bachmann ♦ Aristocraft ♦ Accucraft ♦ Peco ♦ Piko ♦ Pola ♦ Roundhouse etc
OO and N from leading suppliers ♦ Hornby ♦ Bachmann ♦ Farish ♦ Heljan ♦ Peco
66 High Street, St Mary Cray, Orpington, Kent, BR5 3NH Tel: 01689 891668
Shop Open Mon - Sat 09.00 - 17.00 www.kgrmodels.com

Platform Models
Platform Models
Model Railway items both new and second-hand
Also baseboards supplied by Model Railway Solutions
All prices 10% below RRP
Free parking Opening Hours: Tue to Sat 10-5.
10-12 Alder Hills, Poole, Dorset BH12 4AL
Tel: 01202 798068 or shop online at: www.platformmodelsltd.co.uk

MODEL WORLD
3 LONDON ROAD,
NEWPORT PAGNELL,
BUCKS MK16 0HA
ONLY 1 MILE JNC14 M1
Hornby, Bachmann, Peco etc.
Tel: 01908 612983
mickoxley@aol.com

EDWINSTOWE TRAINS N THINGS
@ BENHAMS
Model Railway Retailer of:
Train Sets, Engines, Rolling Stock of Hornby, Bachmann, Graham Farish, Gaugemaster, Dapol & Accessories.
New & Second Hand
Tel: 01623 822302 Mob: 07435 967999
Email: shop@benhamsonline.com
45 High Street, Edwinstowe NG21 9QR
www.benhamsonline.com

CRAFTY HOBBIES
Visiting the south lakes?
Hornby, Bachmann, Dapol, Farish, Peco, Gaugemaster Woodland Scenics
New and used items
Large range of N Gauge
DAPOL Gold Stockist
Open 9.30am-5pm
Mon, Tue, Wed, Fri and Sat.
Closed Thursdays and Sundays
54 Cavendish Street, Barrow in Furness, Cumbria LA14 1PZ
Tel: 01229 820759

MODEL RAILWAY SHOPS

RON LINES
MODEL RAILWAYS BOUGHT AND SOLD

We probably have the largest selection of pre-owned model railways on the south coast. We stock new PECO, Hornby, Bachmann, Javis, Expo, Woodland scenic's, Metcalfe Graham Farish, TCS decoders Kadee Couplers and more!

On our website we have a selection of our pre-owned locomotives with much more on display in the shop!

Telephone: 02380 772 681

www.ronlines.com r.lines@hotmail.co.uk

342 Shirley Road, Southampton, SO15 3HJ

TRIDENT TRAINS

No10, The Craft Arcade, Dagfields Craft Centre
Crewe Road, Walserton, Nantwich,
Cheshire, CW5 7LG

www.tridenttrains.co.uk
01270 842 400

We stock
HORNBY-BACHMANN-GRAHAM FARISH-DAPOL OO & N
PECO-RATIO-WILLS-RAILMATCH-PAINTS-HUMBROL
PLASTRACT-JAVIS-WOODLAND SCENIC-OXFORD DIECAST
METCALFE OO & N-SUPERQUICK-TCS DECODERS-LENZ DCC
GAUGEMASTER-TRACKSETTA OO & N + MUCH MORE.
WEDNESDAY - SUNDAY 10.00 TIL 5.00

MODEL RAILWAY SHOPS NAMEPLATES & ETCHING

WARWICK-METROPOLIS TOYS,
41B Smith Street, CV34 4JA. 2nd
hand OO, Scalextrics, diecasts.
Tel: 01926 400311
www.metropolistoys.co.uk

Addlestone Models
The Shop with the stock
Surrey's leading Discount Model Centre
Open 7 days
Mon - Sat 9.30 - 5.30 Sun 11 - 2
130 Station Road, Addlestone,
Surrey, KT15 2BE
www.addlestone-models.co.uk
01932 845440

JACKSONS MODELS
33 NEW STREET, WIGTON, CA7 9AL
Tel: 01697 342 557
www.jacksonsmodels.co.uk
Hornby, Bachmann, Peco, Dapol. Scenics, Javis,
Peco, Woodland Scenics, Gaugemaster,
Patronics, Wills, Ratio, Metcalfe, Superquick etc
Opening Times: Mon, Tue, Fri 9-5,
Thur 9-7, Sat 10-3 Closed Wed & Sun

CAISTOR LOCO
8 Market Place, Caistor, Lincs LN7 6TW
Tel: 01472 859990
For all your Model Railway Needs
Opening Hours: Mon, Tue, Thurs 10 till 3
Fri 10 till 3 & 5 till 7 Sat 10 till 5
Hornby • Parkside • Smiths • Peco • Cambrian
Metcalfe • Bachmann • Coopers • Mail Coach
Wills • Farish • Springside • Ratio • Railmatch Point
• Knightwing • Faller • Knoch • Javis • Woodlands
Kadee • P.D. Marsh and many more
Mail order welcome

WALTONSMODELS.CO.UK
Where Will Your Hobby Take You Today?

Figures from £5.20

Peco Accessories from £2.75

Hornby DCC NMRA decoder only £13.75

Crosfield Chemicals
Limited Edition
3 x Wagons
£29.95

info@waltonsmodels.co.uk 0161 928 5940
30 Stamford Street, Altrincham, Cheshire, WA14 1EY

HORNBY **GRAHAM FARISH** **PECO** **FLEISCHMANN** **Roco**

REPAIRS & SERVICE

Model Railway Doctor
Model Railway Repair Specialist
Most Makes Undertaken
DCC Specialist

Why not visit the website for more information
www.modelrailwaydoctor.co.uk
or tel: 020 8907 7662

SIGNALS & LIGHTING

CR Signals
Lights, signals & kits to bring your layout to life
N Gauge & OO Gauge

- Signals • Lights • Signal & Light Kits
- Trackside items • Wire & Accessories

For the latest price list and order form
Please email info@crsignals.com
www.crsignals.com
CR Signals 'Birkby' 5 The Crescent,
Doncaster Road, Rotherham S65 1NL

TOY & TRAIN FAIRS

DONINGTON PARK COLLECTORS FAIR, Donington Exhibition Centre,
Donington Park, Castle Donnington,
Derby DE74 2RP Sunday 26th June
2016 10.30am-3pm 450 stalls
Adults £5 Seniors £4.50 Children
£2 www.bpfairs.com Tel 01604
846688

MACRON STADIUM TOY FAIR
(Formerly Reebok Stadium) The
Premier Suite, Macron Stadium,
De Havilland Way, Horwich, Bolton,
Lancashire, BL6 6SF Sunday 10th
July 2016 10.30am-3pm Adults
£3.50 Seniors £3 Children £1
(under 5s free) Free parking www.bpfairs.com
Tel: 01604846688

COVENTRY TOY FAIR, The
Connexion Leisure Club, Leamington
Rd, Ryton-on-Dunsmore, Coventry,
CV8 3FL Sunday 17th July 2016
10.30am-3pm Adults £3 Seniors
£2.50 Children £1 (under 5s free)
Free parking www.bpfairs.com Tel:
01604846688

DONCASTER RACECOURSE COLLECTORS FAIR The Lazarus
Exhibition Centre, Leger Way,
Doncaster, DN2 6BB Sunday 24th
July 2016 10.30am-3pm More than
350 stalls of toys trains and models
Adults £4, Seniors £3.50, Children
£1 www.bpfairs.com Tel 01604
846688

TOY & TRAIN COLLECTORS FAIR,
2nd July (Sat) & 3rd July (Sun)
10:00am - 5:00pm LOCOMOTION,
NATIONAL RAILWAY MUSEUM,
SHILDON, CO. DURHAM. DL4 RE
Trade stands, working and static
layouts. Admission Free. Tel: 07804
586477 email: nedcc1985@
outlook.com

TRANSFERS

Railtec Transfers
waterslide transfers
for all gauges & hobbies

Large catalog of UK & Irish rail

"In a class of their own and a joy to use."
Pete Waterman, OBE DL

www.railtec-models.com

TOY & TRAIN FAIRS

CHESTER LE STREET on Sunday
17th 2016 July Park View School,
North Lodge (near Lambton Worm
pub) Lombard Drive DH3 4BB
10.00am-3pm. Admission £2.50,
Child/Senior Citizens £1.50 £5 Early
Bird entry from 8.30 am Refresh-
ments available, Dinky and Corgi
spares available. Buy, sell, swop
Diecast, trains, Star Wars, Soldiers,
Lego, Scalextric and much more.
Contact Jim 07504035955. Email
jim_corr73@hotmail.co.uk for table
bookings.

TRACKLAYING

"IMPRESSED WITH YOUR BALLASTING?"
"However satisfied you are with your finished trackwork, it can be done quicker and easier with Tracklay™ underlay-the trains will run quieter aswell -try it yourself and see how much time and effort you save."

	5m	10m	20m	30m	40m	50m
Prices inc UK P&P						
OO	£14.70	£23.26	£40.54	£58.70	£77.30	£84.35
N	£12.20	£17.67	£29.56	£42.43	£54.34	£63.20
Z	£11.30	£15.06	£25.30	£35.36	£44.14	£50.85

TRAIL SAMPLE
£4.95 (OO or N)
£2.00 off first order voucher

Order online at www.tracklay.co.uk
Tracklay Sales (Dept A), 87 Babington Road, Barrow-Upon-Soar, Leics LE12 8NH Tel. 01509 415594

WANTED

Tri-angman
Specialist in Model Railway
Tri-ang, Hornby, Bachmann, Wrenn, Minic, etc

BUY & SELL HARD TO FIND ITEMS & COLLECTABLES

Find me on www.tri-angman.co.uk
Tel: 07966 333605 Email: laurence@tri-angman.co.uk

HORNBY magazine

To advertise Contact: Elizabeth Ridge / Sarah Garrod Tel: 01780 755131
Email: elizabeth.ridge@keypublishing.com or sarah.garrod@keypublishing.com
Classifieds: Hollie Keeling Tel: 01780 755131
Email: hollie.keeling@keypublishing.com

ADVERTISERS INDEX

4Track Models Ltd	131	Megapoints controllers	134
A C Models	134	Mercian Models	141
ADM Turntables	139	Metcalfe Models & Toys Ltd	24 & 25
Alton Model Centre	140	Mike Pett	88
Andy Lowe Electronics	131	Model Rail Baseboards	140
Anoraks Anonymous	136	Model Railway Baseboards	139
Aspire Gifts & Models	142	Model Railway Solutions	145
Bachmann-Europe	156	Model Railways Direct Ltd	58 & 59
Basildon Model Railway Club	135	Monk Bar Model Shop	145
Bure Valley Railway	134	Morley Controllers	141
C & L Finescale Modelling Ltd	133	Morris Models	145
C & M Models	139	Olivia's Trains	144
Church Street Models	134	Osborn's Models	139
Dapol Ltd	155	Oxford Diecast	129
DCC Concepts Pty Ltd	2/3 & 13	Parkwood Arts Ltd	149
DCC Supplies	138	Pennine Models	135 & 145
Digitrains Ltd	81	Perth Model Railway Club	144
Durham Trains of Stanley	142	Peters Spares Model Railways Ltd	144
Ellis Clark Trains	98	Pooleys Puffers	147
EMA Model Supplies	140	Rails of Sheffield	78-80
Express Models	142	Ron Lines	152
Finescale Model World Ltd	133	S & J Models	128
Flair Rail	142	Sankey Scenics	138
Flangebracket Meccano	142	Sawyer models	147
Fox Transfers Limited	135	Scale Model Scenery Ltd	147
Frizinghall Models & Railways	138	Scale Scenes	147
Galactic Models	142	Seaton's Building Services Ltd	139
Gas Cupboard Models	142	South West Digital	144
Gaugemaster Controls Plc	14 & 15	Squires Model and Craft Tools	153
Ghost-Signs.com	142	Steam Museum of the Great Western	
Gilbow Holdings Ltd	99	Railway	145
Golden Valley Hobbies	145	Stoneybridge Structures	147
Grimy Times	138	Strawberry Line Miniature Railway	149
Harburn Hobbies	139	Street Level Models	149
Hatton's Model Railways	116-125	The Hobby Shop	143
Heathcote Electronics	141	The Junction Box	130
Hereford Model Centre	115	Train Times Model Shop	147
Highfield Coachworks	138	Train-Tech	143
Hornby Hobbies	148	Trains 4 U	147
John Ayrey Die-Casts Ltd	131	UK Toy & Model Auctions Ltd	143
John Duffield	151	Vectis Auctions	140
Kernow Model Rail Centre 44&45		Viking Optical Ltd	143
KJB Models	137	Warwick & Warwick	132
Langley Models	141	Wickness Models	149
Lee Marsh	127	Wicor Models	88
Little Cars	141	Widnes Model Centre	149
Loco Boxes	139	York Model Making	147
Locomotion	133	YouChoos	149
Loughborough Model Centre	126	Zimo Elektronik	6

SQUIRES MODEL & CRAFT TOOLS

100 London Rd, Bognor Regis, West Sussex PO21 1DD
 Tel: 01243 842424 Fax: 01243 842525

Email: sales@squirestools.com www.squirestools.com
 Squires will be exhibiting at the following shows in 2016 –
 Diary updated as bookings are confirmed

June 25/26 - PERTH Model Railway Exhibition, Dewars Ice Rink, Perth, PH2 0TH Sat 10-5.30 Sun 10-5 **Scotland's Summer Show**
July 2/3 - GUILDFORD 49th Model Steam Rally & Exhibition, Guildford Model Engineering Society, Stoke Park, London Rd, Guildford Surrey, GU1 1TU. Sat 10-6, Sun 10-5.
July 9 - HAILSHAM Scale Model Show, The Civic Community Hall, Vicarage Ln, Hailsham, East Sussex, BN27 2AX. Sat 10-4. Inc Dolls Houses, M/Boats, M/Rlws, M/Planes & Scale Plastic Models
Aug 6/7 - SOUTHWOLD Waveney Valley Model Railway Exhibition, Saint Felix School Southwold. IP18 6SD. Sat 10 - 5pm Sun 10-4.30pm. **Plenty of FREE Parking.**
Aug 13 - BEXHILL Model Railway Exhibition, St. Richards Catholic College, Ashdown Rd, Bexhill-on-Sea, East Sussex, TN40 1SE. Sat 10 - 5 **Plenty of FREE Car Parking**
Aug 13/14 - SKIPTON Model Railway Exhibition, Skipton Academy (Formerly Aireville School) Gargrave Road, Skipton, BD23 1UQ. Sat 10 - 5, Sun 10 - 4. www.skiptonrailsoc.org.uk
Sept 3/4 - TELFORD GUILDEX 2016, O Gauge Ex & Trade Show, The Telford Ex Centre, St. Quentin Gate, Telford, TF3 4JH. Sat 10 - 5, Sun 10 - 4. Coming to Telford? - Why not try Sunday? - the show is less busy - see more of the layouts AND a lot easier to get to our stand!! :-)
Sept 10/11 - SWINDON Railway Festival STEAM Museum of the Great Western Railway, Fire Fly Ave, Swindon, SN2 2EY. Sat/Sun 10 - 5 Tel 01793 466646, steammuseum@swindon.gov.uk
Sept 17 - CRAWLEY Seaboard Southern American Model Railroad Show Charis Centre, West Green Drive, Crawley, W/Sussex. RH11 7EL Sat 10-5
Sept 17/18 - AYR Model Railway Exhibition The Citadel Leisure Centre, Ayr. KA7 1JB. *Modern Venue with easy access & FREE car parking.* Saturday 10 - 5 / Sunday 10 - 4
Sept 24/25 - HALIFAX M/Railway Ex, North Bridge Leisure Centre, Halifax, HX1 1XH. Sat/Sun 10-5.
Sept 24/25 - WORTHING M/Railway Exhibition, Durrington High School, The Boulevard, Durrington, Worthing, BN13 1LA Sat 10 - 4.30 **Enlarged show this year - Extra Hall of Exhibits and layouts**
Oct 1/2 - SWANSEA M/Rail Exhibition, Swansea Railway Modellers Group, The National Waterfront Museum, Oystermouth Road, Maritime Quarter, Swansea SA1 3RD. Saturday 10-5, Sunday 10-4.
Oct 1/2 - FAREHAM Fareham & District M/Rail Exhibition, Fareham Leisure Centre, Park Lane, Fareham, Hampshire, PO16 7JU. Saturday 10-5.30, Sunday 10.00 - 16.30. ***50th Anniversary***
Oct 1/2 - FOLKESTONE Folkestone, Hythe & District Model Railway Exhibition, The Leas Cliff Hall, Folkestone, Kent. CT20 2DZ. Saturday 10 - 5.30, Sunday 10.00 - 5.
Oct 8/9 - ALDERSHOT Farnham Model Railway Club Exhibition, Connaught Leisure Centre, Tongham Rd, Aldershot, Hants. GU12 4AS. Sat 10 - 5, Sun 10 - 4.30
Oct 8/9 - SHILDON, M/Rail Exhibition, Locomotion Museum, Shildon DL4 1PQ Sat/Sun 10 - 5pm.
Oct 15/16 - DUNDEE M/Rail & Model Show Sports Centre, Mains Loan, Dundee, Angus DD4 7AA.
Oct 15/16 - UCKFIELD M/Rail Exhibition, Uckfield Civic Centre, Uckfield. TN22 1AE. Sat/Sun 10-5.
Oct 15/16 - CARDIFF Model Railway Exhibition, Ysgol Gyfun Gymraeg Glantaf (Former Glantaf High School), Bridge Road, Landaf North, Cardiff, CF14 2JL Sat 10-5/Sun 10-4.
Oct 22 - CHICHESTER M/R Ex, Boy's H/Sch, Kingsham Rd, Chichester, W.Sussex. PO19 8AE. 10-5.
Oct 29/30 - HAZEL GROVE STOCKPORT Hazel Grove & District M/Rail Society Exhibition, Hazel Grove Rec. Centre, Jacksons Ln, Hazel Grove, Stockport, Cheshire, SK7 5JX. Sat 10-5, Sun 10-4.
****50th Anniversary - larger show with an extra hall - plenty of FREE parking** - www.hgdms.org.uk**
Oct 29/30 - LEEDS The Leeds Model Railway Society, Model Railway Exhibition, The Grammar Sch, Alwoodley Gates, Harrogate Rd, Leeds, LS17 8GS. Sat 10 - 5, Sun 10 - 4.30
Oct 29/30 - ABERDEEN M/Rail Exhibition RGU, Garthdee, Aberdeen, AB10 7GE Sat 10-6/Sun 10-4.
Nov 5 - HIGH WYCOMBE - WYCRAIL 16 Model Railway Exhibition, Cressex Community School, Cressex Rd, High Wycombe, Bucks HP12 4UD. Sat 10 - 5
Nov 5 - ANGMERING W.Sussex Area Group N Gauge Society Model Railway Exh, Angmering School, Greenwood Drive, Station Rd, Angmering, BN16 4HH. Sat 10 - 5 *Short Walk Angmering Station*
Nov 5/6 - CREWE Alsager Model Railway Exhibition, Legend Conference & Leisure Centre, Bentley Motors Ltd, Sunnysbank Road, Crewe, Cheshire, CW2 8WD. Sat 10-4.30, Sun 10-4 **NEW VENUE**
Nov 12/13 - TELFORD IPMS SCALE MODEL WORLD 2016 The Telford Exhibition Centre, St. Quentin Gate, Telford, TF3 4JH. Sat 10-6, Sun 10-4.00 Free Entry for IPMS Members.
Nov 12/13 - SPALDING Model Railway Exhibition, Springfields Event Centre, Camelgate, Spalding, PE12 6ET. Sat 10-5, Sunday 9.30 - 4.30.
Nov 18 - 20 - WAKEFIELD 55th Model Railway Exhibition, Thornes Park Athletics Stadium, Horbury Road, Wakefield, WF2 8TY Fri 5.30-9. Sat 10-6. Sun 10-5
Nov 19/20 - WORKINGTON Model Rail Show, University of Cumbria, Energen Building, Blackwood Rd, Lillyhall Estate, Workington, Cumbria, CA14 4JW. Sat 10 - 5, Sun 10 - 4.
Nov 26/27 - BIRMINGHAM - Warley National M/Rail Ex Hall 5, NEC Birmingham B40 1NT Coming to Warley? - Why not come on the Sunday?? - the show is much quieter!!! See more of the layouts and a lot easier to get to our stand!! Centre Piece Locomotive Attraction + Junior Modeller Sponsored by Squires.
Dec 3 - ISLINGTON - The Toy Soldier Show London, The Islington Business Design Centre, 52 Upper Street, London, N1 0QH Saturday 10.30 - 4pm www.guidelinepublications.co.uk - for more info.
Dec 4 - ISLINGTON - The London Plastic Mod Show "Mind The Gap", The Islington Business Design Centre, 52 Upper Street, London, N1 0QH Sunday 10.30 - 4pm www.guidelinepublications.co.uk

EXHIBITIONS & SHOWS IN 2017

Jan 14/15 - BOGNOR REGIS M/Rail Ex, Felpham Community College Felpham Way, Felpham, Bognor Regis, West Sussex PO22 8EL Sat 10 - 5, Sun 10 - 4.30 **Plenty of Free Parking**
Jan 21/22 - CALNE MODEL RAILWAY EXHIBITION Calne Leisure Centre, White Horse Way, Calne, Wilts. SN11 0SP Free parking, Sat/Sun 10-5 - **Enlarged Show for 2017**
Jan 22 BRISTOL - Bristol 'O' Gauge Group Exhibition University of the West of England (UWE Bristol), Conference & Exhibition Centre, Filton Road, Bristol, BS34 8QZ. Sunday 10 - 4.00pm.
Jan 28/29 KENDAL M/Railway Exhibition Leisure Centre, Burton Rd, Kendal, LA9 7HX Sat/Sun 10-5
Feb 24 - 26 - GLASGOW Model Rail Scotland, Scottish Exhibition Centre, Glasgow, G3 8YW. Friday 10.30 - 6, Saturday 9.30 - 6, Sunday 9.30 - 5. Coming to Glasgow? Why not try Saturday?? or Sunday??? The show is less busy - see much more of the layouts AND a lot easier to get to our stand!! :-)
Mar 4/5 - PRESTON Preston & District Model Railway Exhibition, Sports Hall, Preston College, St Vincents Road, Fulwood, Preston, Lancashire, PR2 8UR. Sat/Sun 10 - 5pm
Mar 11/12 - HUNTINGDON East Anglian Model Railway Exhibition, The Britten Arena, Wood Green Animal Charity Centre, Huntingdon, PE29 2NH Sat 10 - 5, Sun 10 - 4 **Plenty of FREE Parking**
April 8 - NORWICH M/Rail Exhibition, Hellesdon High School, Norwich NR6 5SB. Sat 10 - 4.30pm.
April 8/9 CORSHAM Trainwest 2017 M/Rail Exhibition, Springfield Community Campus, Beechfield Road, Corsham, Wilts SN13 9DN Sat/Sun 10 - 5 **Modern NEW Venue - Plenty of FREEParking**
May 14 - STAFFORD G Rail 2017 G-Scale Society Show, Stafford County Showground, Weston Rd, Stafford, ST18 0BD. Plenty of FREE Parking. Sun 10-5. Features Normal Squires Stand for all Scales

New Tools Shop Extension Opening Soon.

New Printed Mail Order Catalogue to be published soon - reserve your copy now.

Exhibition Invitations always welcomed.

NEXT ISSUE

Bere Banks

This Western Region set 'OO' scale exhibition layout was inspired by holidays in Devon which captured Keith Sully's attention. Featuring digital control and a range of diesel-hydraulic and diesel-electric traction, Bere Banks recalls the 1970s in the South West.



Summer Special!

The summer was a special time for the railway transporting thousands of holiday makers to new destinations. Next month we take a special look at holiday trains and coastal railways in our Summer Special showcasing layout plans you can build, holiday train formations and more.



THE NEXT ISSUE OF
HORNBY
magazine

is on sale July 14 2016

DON'T MISS IT!

CALVERDALE

Andy Calvert was renowned in 'N' gauge modelling circles and beyond for his stunning exhibition layouts. Next issue we visit Calverdale which is now owned by John Warner and discover what made Andy's layouts so impressive.



PLUS

We'll be reviewing all the latest models, reporting the latest news, showcasing your layouts in Reader Projects, answering your questions in the Enquiry Office and taking you behind the scenes at the Hornby Magazine workshop to help you get the most out of your modelling projects.

dapol

model railway company

Tel: 01691 774455
Fax: 01691 778866
e-mail: sales@dapol.co.uk

www.dapol.co.uk

Dapol Limited, Gledrid Industrial Park, Chirk, Wrexham, LL14 5DG

June releases

N GAUGE



2F-034-037 - 21T Hopper - NCB 129

2F-034-038 - 21T Hopper - NCB 129 Weathered



2F-013-029 - Gunpowder Van - SR 62136

2F-013-030 - Gunpowder Van - SR 62136 Weathered

Also released this month include;

- 2D-001-000** - Class 33/0 33030 BR Blue
- 2D-001-000D** - Class 33/0 33030 BR Blue DCC
- 2D-001-001** - Class 33/0 D6571 BR Green NYP
- 2D-001-001D** - Class 33/0 D6571 BR Green NYP DCC
- 2D-001-002** - Class 33/0 Merlin 33046 Engineer Dutch
- 2D-001-002D** - Class 33/0 Merlin 33046 Engineer Dutch DCC
- 2D-001-003** - Class 33/0 D6539 BR Green SYP
- 2D-001-003D** - Class 33/0 D6539 BR Green SYP DCC
- 2D-001-020** - Class 33/0 33102 BR Blue
- 2D-001-020D** - Class 33/0 33102 BR Blue DCC
- 2D-001-021** - Class 33/0 33103 Engineers Grey/Yellow Dutch
- 2D-001-021D** - Class 33/0 33103 Engineers Grey/Yellow Dutch DCC

OO GAUGE



4F-012-007 - Ventilated Van - GWR 123562

4F-012-008 - Ventilated Van - GWR 123562 Weathered



4F-020-013 - Cattle Wagon - GWR 13828

4F-020-014 - Cattle Wagon - GWR 13828 Weathered

Also released this month include;

- 4F-031-023** - 6 Wheel Milk Tanker - West Park Dairy 5
- 4F-031-024** - 6 Wheel Milk Tanker - West Park Dairy 5 Weathered

All product release dates correct at time of going to press

O8 Shunter

O GAUGE



- 7D-008-002** - Class 08 D3045 BR Blue with Wasp Stripes
- 7D-008-002D** - Class 08 D3045 BR Blue with Wasp Stripes DCC & Sound
- 7D-008-002U** - Class 08 BR Blue with Wasp Stripes Unnumbered
- 7D-008-006** - Class 08 08202 BR Blue with Wasp Stripes
- 7D-008-006D** - Class 08 08202 BR Blue with Wasp Stripes DCC & Sound
- 7D-008-006U** - Class 08 BR Blue with Wasp Stripes Unnumbered

Also released this month include;

- 7F-051-025** - 5 Plank - BR M318261
- 7F-051-025W** - 5 Plank - BR M318261 Weathered
- 7F-051-026** - 5 Plank - BR M318248
- 7F-051-026W** - 5 Plank - BR M318248 Weathered

APPROVED

DAPOL GOLD
STOCKISTS

The following retailers carry stocks of all new monthly products

ALTON: **Alton Models** tel: 01420 542244

ARUNDEL: **Gaugemaster** tel: 01903 884321

BARROW IN FURNESS: **Crafty Hobbies** tel: 01229 820759

BIDEFORD: **Osborn's Models** tel: 01237 423453

BURTON-ON-TRENT: **The Tutbury Jinny** tel: 01283 814777

CARLISLE: **C & M Models** tel: 01228 514689

CHELTENHAM: **Cheltenham Models** tel: 01242 523117

HEREFORD: **Hereford Model Shop** tel: 01432 352809

KIDDERMINSTER: **DMB/Footplate Models** tel: 01562 750076

LIVERPOOL: **Hattons** tel: 0151 733 3655

NANTWICH: **Trident Trains** tel: 01270 842400

NORTH LANCING: **Morris Models** tel: 01903 754850

SHEFFIELD: **Rails of Sheffield** tel: 01142 551436

STROUD: **ANTICS** tel: 01453 825381

SHEPTON MALLET: **East Somerset Models** tel: 01749 880651

WORCESTER: **DCC Supplies** tel: 01905 621999

YORK: **Monk Bar Model Shop** tel: 01904 659423

Network SouthEast

30th Anniversary

371-505 Class 101 2 Car DMU, BR Network SouthEast



- This set features DMBS & DMCL vehicles; often referred to as a 'power twin'
- Our model represents L837 with the destinations of Kings Lynn and Cambridge
- This model features fully detailed cab and passenger interiors and detailed underfloor equipment



371-023 Class 08 Diesel No. 08600

Livery: Network SouthEast - 'Ivor'

Ivor was allocated to several NSE depots, gaining celebrity status after attending numerous NSE open days and special events.



370-430 Capital Connection Train Pack

Contents:

- Class 47/4 No. 47581 'Great Eastern' in Network SouthEast livery
- BR Mk 2 TSO coach No. 5136 in Network SouthEast livery
- BR Mk 1 RMB coach No. 1685 in Network SouthEast livery
- BR Mk 2 BSO coach No. 9391 in Network SouthEast livery
- Scenecraft 'Downham Market' signal box



Era 8 = 1982-1994.

Ready to accept sound decoder. 6 DCC features 6 pin DCC Socket. fitted with directional lighting. features NEM Couplings.