

**WIN!** BASEBOARD KIT + RAILWAY BOOKS + HATTON'S 'WARWELL' & EXCLUSIVE REVIEW  
WORTH £90 WORTH £280

No. 237 August 2017 £4.10

# MODEL RAIL

## 12 great ideas for Compact Layouts

✓ Smaller ✓ Quicker ✓ Cheaper

Design and build  
layouts that are  
small on space but  
**BIG** on operation

Simple  
techniques to  
make your track  
look this good

### EVENING PROJECT

Turn Hornby's  
train set 0-4-0 into  
a realistic shunter

### REVIEWED

DJModels' Class 71  
can it beat Hornby's?

### 3 layouts to inspire your next project...



#### SHELL HAVEN

Compromise scale,  
maximise operation



#### MOLINNIS

Build freelance and  
find room for a view



#### OPERATION ABYSS

Scratchbuild and  
kit-bash for victory



- › Dapol's Class 122
- › Dapol IDA container flats
- › IRM ballast hopper





**372-033DS 'Nunney Castle'**

Running No. 5029 GWR Lined Green

'Nunney Castle' powers through the countryside pulling MK 1 Pullman Coaches 374-220D & 274-200E



# Celebrating Castle Class

## N Scale Locomotives

Our new Castle Class locomotives all feature a loco drive chassis, a coreless motor, NEM couplings, tender pickup, additional accessory pack (shown fitted below) and are equipt with our compact Next 18 decoder interface. We are also pleased to present the first N Scale steam loco in the 'Nunney Castle' (372-033DS) to be factory fitted with DCC SOUND.



**372-030 'Earl of Dunraven'**

Running No. 5044 GWR Lined Green



**372-031 'Tiverton Castle'**

Running No. 5041 BR Green Early



**372-032 'Sir Daniel Gooch'**

Running No. 5070 BR Green Late



Fitted Accessory Pack



Interior Cab Detailing



Sound Ready



Tender Pickup



Next 18 Ready



Preserved Prototype



1923 - 1947



1948 - 1956



1967 - 1971



1995 onwards

**DYNAMIS ULTIMA**

**Dynamis Ultima & RailController** the perfect partners to any DCC layout!  
Download a **FREE** 30 day RailController trial from [www.dynamisdcc.com](http://www.dynamisdcc.com)

**DYNAMIS RailController**

**N Scale**

To find your nearest retailer, please visit [www.bachmann.co.uk](http://www.bachmann.co.uk)

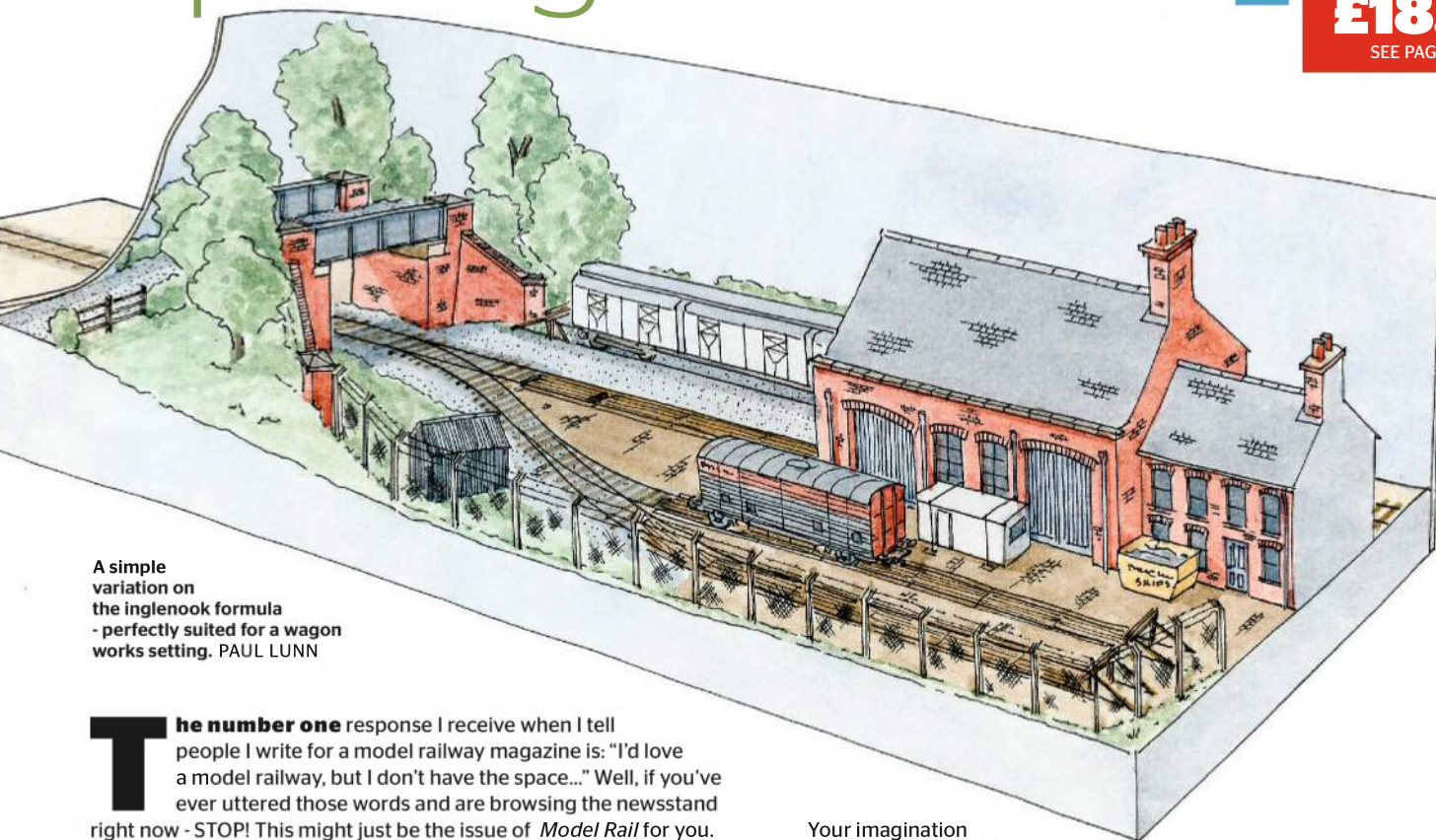
Model, Collect & Create



# Opening the box



6 MONTHS OF  
**MODEL RAIL**  
FROM ONLY  
**£18.50**  
SEE PAGE 108



A simple variation on the inglenook formula - perfectly suited for a wagon works setting. PAUL LUNN

**T**he number one response I receive when I tell people I write for a model railway magazine is: "I'd love a model railway, but I don't have the space..." Well, if you've ever uttered those words and are browsing the newsstand right now - STOP! This might just be the issue of *Model Rail* for you.

Seasoned modellers will know that little layouts - or 'micro layouts' as they're often called - account for a sizeable chunk of today's exhibition circuit, and it's easy to see why. Small layouts are easy to transport, quick to set up, and require precious little space when stored in the club room or at home.

Sure, small scenic sections often require compromise, but as long as you're willing to forgo that prototypical-length container train, there's no reason why you won't find plenty to whet both your operational and modelling appetites.

In this issue, we'll be paying particular attention to 'inglenook' layouts, from planning, building, and even operating layouts based on Alan Wright's famous trackplan.

It really does amaze me how a combination of two points and three sidings can produce not only endless hours of play, but limitless scenic possibilities, too.

Micro layouts come in many guises, with modellers tackling all manner of themes, and in multiple gauges. From tiny narrow gauge quarries, to engine shed dioramas, and even small sections of main line, we're witnessing increasing creativity across the hobby - and that can only be a good thing.

Your imagination really is the only limiting factor when building a micro layout, but if you do require a little inspiration to kick-start those creative juices Paul Lunn is at hand with eight inglenook-based ideas in this month's Masterplan, while Brian Rolley delves into the inglenook trackplan's history and discusses his own inglenook inspired layout, 'Rosamund Street Sidings'.

In addition, George Dent spices up Dapol's 'O' gauge '08' and a Hornby RailRoad 0-4-0, two shunters that are perfect for compact scenic sections.

There's also no reason why you can't incorporate an inglenook trackplan into a bigger build, but if you're a tailchasing stalwart, you'll still find plenty of interest in the form of this month's latest releases, including Dapol's excellent '122', DJModels' Class 71, and Hatton's long-awaited 'Warwell'. Plus, our usual hoard of jaw-dropping layouts.

So, before you delve into the August edition of *Model Rail*, I'll leave you with one final thought: all of us have to deal with space restrictions at some point during our model-making journey, but if there's one thing that space can't restrict, it's *imagination*!

**Mike Harris**

## MEET THE TEAM

**Q: If you were a locomotive which one would you be?**



**Richard Foster**  
Editor  
Probably a 'Black Five': hardworking, understated, modest...



**George Dent**  
Deputy Editor  
From all the aches and pains I have, it'd be one ready for the scrap yard!



**Chris Leigh**  
Consultant Editor  
*Flying Scotsman* - so no matter how knackered I got, the NRM would throw money at me!



**Mike Harris**  
Staff Writer  
I thought *Mallard*... Then Chris says I'd be something that didn't work properly!



**Peter Marriott**  
Scenics Specialist



**Chris Nevard**  
Photographer



**Dave Lowery**  
Modelling Consultant



**Ben Ando**  
Modern Image 'N' gauge



**Paul A. Lunn**  
Layout Design Consultant




# August

92



Cover: No. 4631 on Chris Nevard's 'Forest of Dean' layout. CHRIS NEVARD



## What's New

6

### News

Find out how to order *Model Rail*'s 'J70'; Revolution Trains unveils a new 'N' gauge wagon project, and Oxford Rail moves into the property market.

92

COVER STORY

### Reviews

DJM's Class 71 and Mermaid, Dapol's Class 122 and IDAs, Hatton's 'Warwell' and IRM's ballast hoppers are under scrutiny this month.

● WIN a 'Warwell'! See page 101.



## Features

10

COVER STORY

### LAYOUT: Shell Haven

Roy Emery's 'Shell Haven' is a tantalising glimpse into the mysterious world of Britain's oil refineries.

20

COVER STORY

### Build small, play big

Brian Rolley explains how an inglenook can maximise operation on the smallest layouts, and delves into its history.

24

COVER STORY

### A handful of sidings?

They may be small, but that doesn't mean inglenook layouts need to be short on ambition, says Paul A. Lunn.

34

COVER STORY

### LAYOUT: Molinnis

Nick Dibben resisted the urge to add too much detail, so his Cornish layout appears much bigger than it is.

78

COVER STORY

### LAYOUT: Operation Abyss

An old Airfix kit inspired James Styles to break the habit of a lifetime and finish this military-themed dockside layout.

145

COVER STORY


### Win!

A stack of books worth over £280!





Looking for an article from a previous issue of MR? Search the online index at: [www.ukmodelshops.co.uk/ModelRail](http://www.ukmodelshops.co.uk/ModelRail)



## Regulars

- 69 **Great British Model Railways**  
An exclusive publication starring 12 layouts never before seen in *Model Rail*.
- 91 **Exclusive 'USA' offer**  
Order our exclusive 'OO' gauge 'ready-to-run' 'USA' O-6-OTs.
- 108 **Subscribe to *Model Rail***  
Turn to page 108 for this month's special offer.
- 110 ***Model Rail* exclusives**  
Order your limited edition *Model Rail* models.
- 112 **Exhibition Diary**  
What's on in your area.
- 115 **Next Issue**  
A sneak peak at what's in store for the next exciting issue of *Model Rail*.
- 145 **Index of Advertisers**
- 146 **Backscene**  
The Old Sage, Chris Leigh, offers some more modelling miscellany.

## Workbench

We show you how...

- 46 **Create ultra-realistic track**  
Peco's new bullhead track gave fresh impetus to Chris Nevard's stalled 'Forest of Dean' project.  
● **WIN a Tim Horn laser-cut baseboard!** See page 51.
- 52 **Improve Dapol's 7mm Class 08**  
George Dent modifies Dapol's Class 08 to better represent one of Tinsley's celebrity shunters.
- 58 **Fit Kadee couplers**  
Chris Leigh explores the possibilities of this US coupling system to bring realistic, hands-free shunting to 'Polwyddelan'.
- 62 **Build an 'inglenook'**  
Peter Marriott builds a layout that's big on play value yet small on space requirements and quick to build.
- 70 **Convert a Hornby 0-4-0 to DCC**  
Can you tame Hornby's wild train set 0-4-0s - and add working lights too? George Dent shows you how.
- 74 **Devise a shunting game**  
Mike Harris finds out why thinking of your layout as a game could add a new dimension to 'playing trains'.



**THREE CHANCES TO WIN**

**BASEBOARD KIT WORTH £90 P51**



**RAILWAY BOOKS WORTH £280 P145**



**HATTON'S 'WARWELL' P101**



**MODEL RAIL PAY LESS WHEN YOU SUBSCRIBE**

TURN TO PAGE 108 TO FIND OUT MORE



52



62

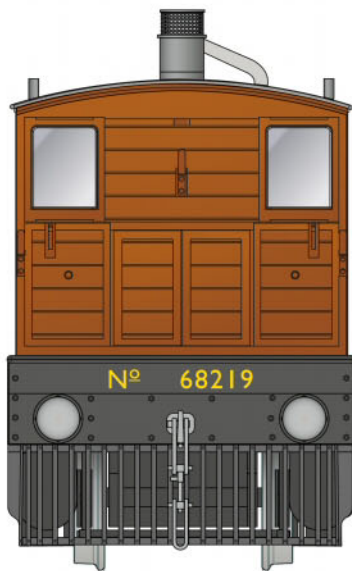
**TO THE TRAINS** ➡➡➡



# Model News

**Model Rail** brings you the biggest stories from the model railway trade and progress reports on products currently in development.

## PROJECT J70 - NOW YOU CAN ORDER



**MR-201:** No. 68219, BR early emblem, partial skirts

**M**odel Rail is pleased to announce that the order book for our forthcoming 'OO' gauge LNER 'J70' O-6-OT is now open. Rapido Trains' engineers were due to finalise the CAD drawings shortly after this issue closed for press, but we can confirm that the model will have the following specification and detail options:

- Coreless motor
- Provision for sound
- Tension lock couplers in NEM pockets
- Sprung buffers, with two types of buffer shank where applicable
- Bufferbeam safety chains, where applicable
- Full sideplates, without sideplates and

with cowcatchers only

- Two different styles of central lamp iron
- Two different nose end door catch styles
- Replacement cowcatchers with no coupling aperture
- Separate etch for two and three-bolt end mounting plates
- Choice of opened and closed end doors, to be fitted by the modeller

Full retail price for the 'J70' will be **£127.50**. However, *Model Rail* subscribers will be able to take advantage of our 10% discount and can obtain the model for **£114.75**. Each livery/guise will be limited to 500 pieces.



**MR-202:** No. 68222, BR early emblem, full skirts

SCIENCE & SOCIETY PICTURE LIBRARY

### GER - REGISTER NOW

You will note that we've only covered LNER and British Railways ownership. If demand for Great Eastern Railway liveries is high enough, we will consider this for future production runs. To register your interest in a GER-liveried 'J70' (more correctly 'C53'!), please e-mail [modelrail@bauermedia.co.uk](mailto:modelrail@bauermedia.co.uk)

Due to the myriad differences between the positions of the end

door bump stops and lamp irons, there will be some minor compromises with the tooling for particular locomotives. We also won't be able to produce locomotives with sections of the sideplates removed.

We will do our best to honour the prices listed here. However, the RRP may increase, depending on exchange rates/rising labour and raw material costs in China.



**MR-203:** No. 68225, BR early emblem weathered, no skirts

GETTY





## DCC's diesel duo

DCC Supplies has commissioned two new limited edition models using some of the very latest Dapol tooling. It has commissioned one of Dapol's forthcoming 'OO' gauge Class 121s as 121034, which was finally withdrawn by Chiltern in May 2017 after 57 years of service. Prices start from £140.00, see [bubblecar.dccsupplies.com](http://bubblecar.dccsupplies.com)

It has also commissioned an 'O' gauge Class 08 as 08060 in all-over black Guinness livery, with the name *Unicorn*. Prices start from £225.00, see [guinness08.dccsupplies.com](http://guinness08.dccsupplies.com)

## Got a news story or new product?

Send your press releases, details and high-resolution images to [mike.harris@bauermedia.co.uk](mailto:mike.harris@bauermedia.co.uk) or telephone 01733 395149

Keep up to date with Model Rail News online.



**MR-204:** No. 68226, British Railways lettering, no skirts



**MR-205:** No. 68223, British Railways lettering, full skirts


MIKE MORANT COLLECTION



**MR-206:** No. 7128, LNER wartime livery, full skirts



**MR-207:** No. 8223, LNER post-war livery, full skirts



**MR-208:** No. 7126, LNER lined livery, no skirts



**MR-209:** No. 7137, LNER unlined livery, full skirts



**MR-210:** No. 7139, LNER lined livery, partial skirts



MR-204



MR-206



MR-207



MR-208



MR-209

## HOW TO ORDER

To place your order for a Model Rail/Rapido 'J70', call 01209 613984, or go to [www.modelrailoffers.co.uk](http://www.modelrailoffers.co.uk)

WILLIAM CLARK/RAIL ARCHIVE STEPHENSON

Models may differ to diagrams/photographs published.



# FERRY VANS ARE AWAITING ORDERS

N  
GAUGE



**R**evolution Trains has unveiled its next 'N' gauge ready-to-run wagon project: the Cargowaggon 'twin' ferry vans, built by Duewag between 1986-1991 for cross-Channel freight traffic.

Due to their flexibility, the permanently coupled four-wheel 'twin' vehicles have been used to carry mineral water, newsprint, bagged clay or cement, whisky, cider, petfood and numerous other goods to and from destinations as widespread as Cornwall, the Highlands, North and South Wales and destinations in Southern France and Germany. They can operate in blocks, or in smaller numbers in mixed 'Enterprise' trains.

Three liveries are planned - original Cargowaggon, Perrier water, plus revised Cargowaggon and revised Cargowaggon with a working flashing tail lamp. Guide price is £38 for each twin, £108 for a triple-pack of twins and £40 for the single set of twins with battery-operated flashing tail lamp. Once Revolution has adequate interest in the model, it will begin work on CAD design and tooling. If demand is strong enough from 'OO' gauge modellers, Revolution would consider producing a 'OO' gauge version.

For more information, see [www.revolutiontrains.com](http://www.revolutiontrains.com)



## RAPIDO'S '92' IN THE FLESH

Revolution Trains has unveiled the first engineering sample of its 'N' gauge

Class 92. Produced by Rapido Trains, the model features NEM couplers, a heavy cast chassis, finely detailed poseable pantographs with photo-etched collector

heads, numerous separately fitted detail parts and etched windscreen wipers. It will have a Next18 DCC socket and sound versions will have an ESU Loksound decoder and sounds recorded specifically for this model by Legomanbiffo.

**Price:** £135.00.

**Availability:**

[www.revolutiontrains.com](http://www.revolutiontrains.com)



## REVOLUTION ROUND-UP

With so many projects under way, Revolution has published a status update to show what stage each one is at:

### Class 321:

CAD artwork is complete and will be assessed. However, unless

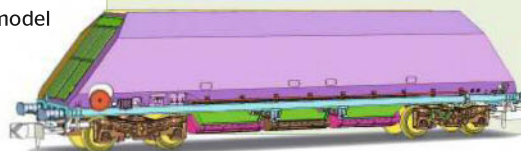

more orders are placed, this project will not be able to progress to the next stage.

**HOA stone hopper:** CAD artwork has been approved. The order book has now opened and tooling will commence once enough people have signed up. (pictured below)

**KFA container flat:** Tooling work is complete and the model is ready for production.

**TEA tank ('OO'):** The order book is closed for this model and it is in production. Delivery is expected before the end of the year.

**Class 390 'Pendolino':** Production is under way (see right) and delivery is expected by late summer.



## OXFORD LAUNCHES NEW RESIN RANGE

Oxford Rail's range of 'OO' gauge locomotive and rolling stock has been joined by a complementary brand - Oxford Structures. As the name suggests, Oxford Structures will offer resin 'OO' gauge buildings, and it made its debut with 14 new models - and promises of more to follow.

'At the Station' comprises a station building, signal box, goods shed, locomotive shed and water tower, in GWR style.

They're joined by straight platform, platform ramp and island platform sections (offered in twin-packs). 'Town & Country' features non-railway buildings. The first batch contains a church, inn, cottage, bungalow and two shops (a newsagent and a butcher).

Prices have yet to be confirmed. However, it is planned that the first items will be available later this year.

For more information, see [www.oxfordrail.com/76/structures.htm](http://www.oxfordrail.com/76/structures.htm)





# Incoming

What's happened to those eagerly awaited new models?



## OXFORD RAIL GWR DIA. AA3 'TOAD'

What's planned?

- OR76TOB001: 56471, Paddington lettering, GWR grey, planked sides.
- OR76TOB002: 56034, Acton lettering, GWR grey, plated sides.
- OR76TOB003: 35717, Basingstoke lettering, BR bauxite, plated sides.
- OR76TOB004: 56449, Bala lettering, BR bauxite, plated sides.

Price? £14.95.

What stage is it at? Decorated sample.

Where can I find out more? [www.oxfordrail.com](http://www.oxfordrail.com)



## OXFORD RAIL RO-RAIL LAND ROVER

What's planned?

- OR76ROR001: Railtrack grey/blue.
- OR76ROR002: Network Rail white.
- OR76ROR003: British Rail yellow.

Price? £6.95.

What stage is it at?

Decorated sample.

Where can I find out more? [www.oxfordrail.com](http://www.oxfordrail.com)



## OXFORD RAIL 'WARWELL'

What's planned?

- OR76WW001: MS1, Ministry of War Transport.
- OR76WW002: DM360331, BR bauxite.
- OR76WW002W: DM360332, BR bauxite weathered.
- OR76WW003: DM748305, British Steel Corporation steel carrier.
- OR76WW006: 36, with Sherman tank load.
- OR76WW009: DM721211, with steam engine load.
- OR76WW010: Southern Railway MS14176, revised bed.
- OR76WW004: MOD KWA triple pack.

Price? From £29.95.

What stage is it at? Decorated sample.

Where can I find out more?

[www.oxfordrail.com](http://www.oxfordrail.com)



## AUCTION STATIONS FOR CLASS 15



Little Loco Company worked closely with the Class 15 Preservation Society to produce its 'O' gauge model of the BTH Type 1 Bo-Bo (MR234). Now, the 'O' gauge manufacturer has donated the first model of its 50-piece production run of D8233 in two-tone green to the society - and this will be auctioned to raise money for the continued overhaul of the real D8233.

The auction will take place in the second full week of July, finishing on Saturday the 15th. Please visit [www.ebay.co.uk/sch/class15preservationsociety/](http://www.ebay.co.uk/sch/class15preservationsociety/)



TIMOTHY STRONACH

## Minerva paints pannier



No sooner have we seen an engineering prototype of Minerva Model Railways' new GWR '8750' O-6-OPT (MR236) than the company has released images of a decorated version. The completed model is expected to be in stock in July, with the '57XX' version due later in the year. You will be able to order etched cabside numberplates, smokebox numberplates and shedplates to personalise your '8750' from Narrow Planet - instructions on how to order them will be included with the model.



## LIMITED RUN WAGONS



Kernow Model Rail Centre has commissioned two new limited edition models using Bachmann's 13t steel open wagon. Both sport weathered bauxite finish, but 38-326Z depicts DB479526 with 'S&T Cable

Wagon Guildford' lettering, whereas 38-328Z is ADE282721 with 'AME St Blazey Stores Wagon'. They're both limited to 512 pieces each and are expected to be in stock in June.

Price: £24.95 each

Availability: Kernow Model Rail Centre.

Tel: 01209 714099.

Web: [www.kernowmodelrailcentre.com](http://www.kernowmodelrailcentre.com)



## AIRBRUSH BARGAINS

West Sussex's The Airbrush Company celebrates 70 years in the airbrush industry with a huge sale on airbrushes, compressors and other accessories. The sale has already started and closes on September 1, so head to [https://airbrushes.com/index.php?cPath=406\\_530](https://airbrushes.com/index.php?cPath=406_530) to find an airbrushing bargain.



# SHELL HAVEN

**ROY EMERY's** 'Shell Haven' isn't just a model railway, it's a tantalising glimpse into the mysterious world of Britain's oil refineries.

**Words:** MIKE HARRIS









**I**f you're lucky enough to visit a working refinery, you'll soon discover that mobile phones and cameras are strictly prohibited. Unsurprisingly, that makes prototypical photography very hard to come by.

Roy Emery has always been fascinated by the mysterious world of the refinery, and always wanted to model one, but the lack of images was always a stumbling block.

However, after Shell Haven oil refinery, in the Thames estuary, closed in December 1999, Roy managed to acquire enough photographs to embark on a realistic prototype build in 4mm:1ft.

The scenic section is only 9ft by 18in, so it's a compromise on a *big* scale. "The prototype is huge," says Roy. "That's why I've only recreated the rail loading area, which is where all rail operations were concentrated after 1983 - before that date, the railway was spread throughout the refinery."

## MIX AND MATCH

Roy freely admits that 'Shell Haven' isn't entirely accurate. And yet, his ability to identify suitable areas of compromise, while at the same time introducing authentic-looking freelance elements, is an art form in itself.

'Shell Haven' is a mishmash of both prototypically-accurate and freelance details. 🛠️

**2** Right: refinery can be traced back to 1916. Derelict Lathol buildings serve as a reminder of the site's history prior to Shell.



**3** Below: The industrial refinery setting is perfectly conveyed through Roy's hand-painted backscene.







### SLOP 'TIL YOU DROP

Roy explains that the building just to the left of the grey static tank is where maintenance teams would carry out necessary hot work on wagons. However, placing a welding torch near rolling stock used to transport highly-flammable gases and liquids isn't the smartest idea.

So, to prevent combustion, each wagon had to be emptied and thoroughly cleaned beforehand.

"They'd pump everything off the wagon before steaming it to ensure that no flammable products were still present.

"The waste product would then go into the grey static tank [pictured] and pumped into a system called SLOPS."

You'll notice that some of Roy's tank wagons carry the SLOPS lettering. The system was used to ensure that excess product could be recycled, and not wasted.









**Left: The walkway either side of the central line of track would allow the maintenance supervisor access to inspect each wagon.**

The layout contains representations of the real Shell Haven's two-track loading gantry, marshalling yard, BR arrivals and departures siding, locomotive shed, off-loading facility and wagon repair depot.

Each detail combines to create a highly authentic working refinery, despite Roy's use of modeller's licence.

For example, the large corrugated building in the foreground was used to load tank wagons, but it's only half the size of the prototype.

"The rail loading

area had two loading gantries, but I had to design it to fit - it's basically semi-relief," he says.

The inclusion of such details, even if compromised, has afforded Roy plenty of operating potential. True to the prototype, Roy's train of tank wagons can pass through the loading gantry to simulate the transfer of oil (see panel: 'Winch by Winch').

## FOCUS ON FUN

Two additions that are not prototypical are the bitumen-loading gantry and unloading crane. Roy explains

the significance of running a bitumen train: "Bitumen trains were not loaded at Shell Haven during the time period of my layout (1983 to 1993). They were loaded at the neighbouring refinery (on which Roy's bitumen-loading gantry is based).

"But, to make the layout more interesting to operate, I introduced a bitumen train."

Operation is aided by a central line that is recognisable due to its uniquely-coloured ballast. "BR trains of empty wagons were restricted to certain areas," says Roy. "The terracotta ballast emphasises where the trains can go."

## SHELL SHUNT

Stock largely consists of tank wagons and Shell-branded shunters. Roy owns two Hornby Sentinel 4WDHs, which have been finished in Shell colours and professionally weathered.

"They're fairly close to what was there," says Roy. "Although, on the real ones, the exhausts would go through a water tank to prevent sparks." 🛑

## ON THE MONET

'Shell Haven's' standout feature is arguably its backscene. The strong colours and rough outline of Roy's hand-painted background is not unlike a Claude Monet impressionist painting. But, it very nearly didn't exist at all.


"I have lots of photographs of the surrounding area, so I printed them out as a large panorama," says Roy. However, he wasn't happy with the result.

"I started to paint it myself," he continues. "The sky was painted directly onto the plywood base, but the details were painted onto canvas using artist's acrylics. I used acrylic paint because it dries hard and wears better."

The final touch was to layer building cut-outs over the backscene and onto spacers to provide a semi three-dimensional relief.

But Roy still isn't convinced: "I didn't leave enough space between the cutouts and the backscene, so the relief didn't really work how I wanted it to. But people mention the backscene a lot at exhibitions, and I think that's because it's a little bit different."

For more information on three-dimensional backscenes, see Paul Bambrick's *Plan A Realistic Backscene* (MR235).



**6** A hand-painted Bachmann Class 03 shunts a TTA tank wagon, carrying SLOPS.





## WINCH BY WINCH

In reality, oil trains would be pulled through the loading gantry via a winching system. But that's a tall order for anybody working in 4mm...

"I couldn't find a way to represent it on the layout," admits Roy. "I've modelled it so that the winch is out of service - that's how I get away with it!"


Roy has surrounded the winch with maintenance workers and a crane, to emphasise that it's not operational. It's an ingenious idea, and a valid, prototypical reason for the need to shunt into the loading gantry.

The winch might be a key feature of the prototype, but Roy has worked out a clever solution that doesn't impact upon the authentic feel of the layout.

To explain just how complicated creating a working winch in 4mm would be, Roy outlines the winching process.

"The train would be winched through the loading gantry. You'll notice flaps - almost like miniature drawbridges - in the loading gantry. These allow personnel to access each wagon, open the desired loading hatch and make sure it's empty.

"The train would then be winched through to another part of the building, where a worker would identify what product needed to go into what wagon, via a computer system. A lance would then attach to the desired wagon and automatically load. Once the loading process is complete, a worker would access the wagon once again and shut the loading hatch."





Flares are fashioned from Hornby pylons, which were cut in half. The flame is acrylic sheet, with flickering LEDs to simulate fire.





# LAYOUT SHELL HAVEN

Roy's Bachmann Class O3s and Heljan Class 14 have been hand-painted and decorated with transfers from Fox Transfers.


## REFINED REFINERY

'Shell Haven' stands out among other industrial layouts because of its distinctive and visually appealing backscene. But it isn't just a pretty model: it's a rare insight into an area of the railway we seldom see.

The very fact that Roy has had to work with relatively few sources only makes his achievement all the more impressive.

He's managed to faithfully recreate a prototype location, while adding his own freelance twist. Yet, remarkably, the layout retains a deep sense of authenticity throughout.

So often we talk of freelance or prototype layouts, but 'Shell Haven' really is a combination of the two. So, the next time you pass up modelling a prototype due to limited sources, take a leaf out of Roy's book. Creativity doesn't have to limit authenticity. **MR**



**9** The scratchbuilt Bitumen control room - borrowed from the neighbouring refinery - adds operational interest.

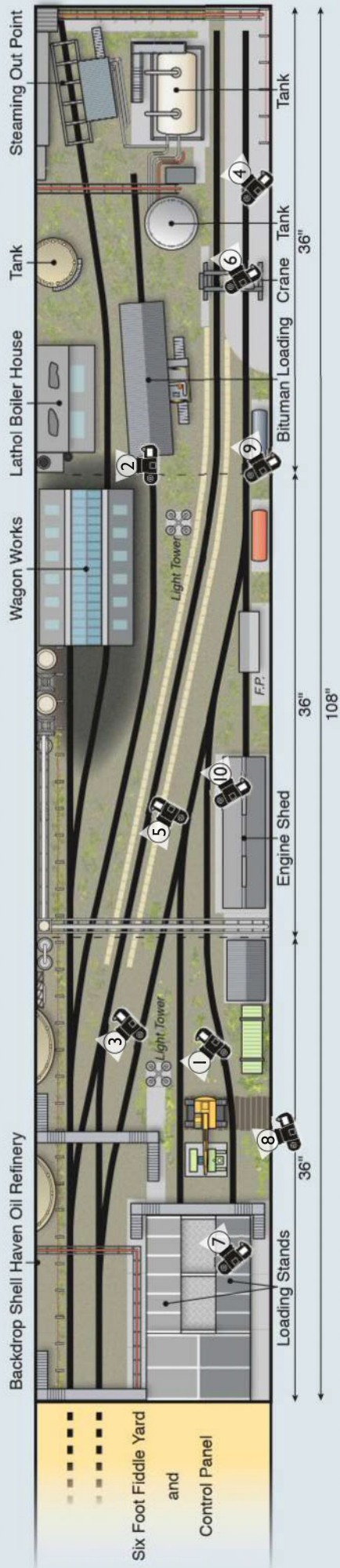


**10** The line with terracotta coloured ballast indicates where BR trains of empty wagons can operate.



# LAYOUT FACTFILE SHELL HAVEN

00  
GAUGE



**Gauge & scale:** 4mm:1ft scale, 16.5mm gauge, '00'  
**Time to build:** 3 years  
**Period:** 1983 to 1993  
**Prototype:** Shell Haven oil refinery  
**Size:** 15ft by 18in **Track:** Code 75  
**Locomotives:** Bachmann, Heljan, and Hornby  
**Rolling stock:** Hornby and Bachmann  
**Power & control:** 12V DC  
**Buildings:** Kit, scratchbuilt, and proprietary resin

Things you might have missed



Roy would like to thank  
 Keith, Graham, John and  
 Peter - and all members of  
 the Basildon MRC - for their  
 help at exhibitions.



# BUILD SMALL, PLAY BIG

**BRIAN ROLLEY** discusses how an inglenook-inspired track plan can maximise operation on the tiniest of layouts, and delves into the famed shunting puzzle's history.



## DID YOU KNOW?

Alan Wright estimated that there were 451,548,000 possible ways the 'Inglennook Sidings' five-wagon train could be assembled.

**A**t face value, an 'inglenook' is little more than a small layout. But, delve into its construction and you'll find a cleverly conceived track plan that packs almost limitless operational potential onto a baseboard the size of a bookshelf.

In fact, inglenook layouts are so compact, a 4mm:1ft scale modeller can get by with eight wagons, two first radius points and a single shunting locomotive.

The inglenook shunting puzzle can be traced back to an article by A.R. Walkley, published in the June 1926 edition of *Model Railway News*, in which he described his folding portable 'HO' scale model railway, which measured 6ft by 11in.

The layout incorporated a goods yard comprising three sidings - a headshunt and short siding serving an engine shed. For almost 40 years, Walkley's concept was forgotten. But, in the mid-1960s, a layout with a similar track plan appeared at a Manchester Model Railway Society Christmas dinner, where it sparked interest among the guests as a shunting puzzle.

The now commonly used term 'inglenook' first featured in the December 1982 edition of *Model Railways*, where Alan Wright described his small three-siding shunting layout as 'Inglennook Sidings'.

## INGLENOOK ANATOMY

An inglenook track plan comprises just two points, three sidings, and a headshunt. The layout can be measured in regards to SLU, a railway term meaning Standard Length Unit - the length over buffers of a standard 12 ton van, or 21ft.


The headshunt should be long enough to accommodate the shunting locomotive and three SLUs. Two of the sidings are long enough to hold three SLUs. Finally, the longest siding should hold five SLUs.

This provides 11 possible places for wagons to stand and the puzzle should be operated using eight wagons and a single shunting locomotive.

## GAME ON

Alan Wright enhanced the operating potential of 'Inglennook Sidings' in the form of a game. He assigned each wagon a tiddlywink.

To begin, five tiddlywinks were drawn at random from a pot and laid out. The order in which the tiddlywinks were drawn dictated the order in which the corresponding five wagons were to be made up into a train on the longest siding.

Once the train of five wagons had been shunted into the correct order, the game was completed; the tiddlywinks could be returned to the pot and the game restarted. 



A single shunting locomotive like this '08' is the only motive power that's needed to serve a simple inglenook shunting puzzle.

CHRIS NEVARD



## 'ROSAMUND STREET SIDINGS'

My layout, 'Rosamund Street Sidings' ('RSS') (MR233 and MR235), was designed to fit in a space of 5ft 8in by 1ft 5in.

Under normal circumstances, a 'OO' layout with such a small footprint would be restricted in terms of operational capabilities - a means of maintaining interest was needed.

Over the years I'd seen any number of 'Ingenook Sidings'-inspired layouts on the exhibition circuit and in the modelling press.

Generally, these layouts depicted a rural setting, but I'd always thought it unlikely that such a small, rural railway

would be as busy as many of these layouts portrayed.

To that end I decided that 'RSS' would suit an urban setting, surrounded by industrial buildings, which would better justify continual railway activity.

Viewed from the front, you can see that 'RSS' is composed of six roads which comprise:

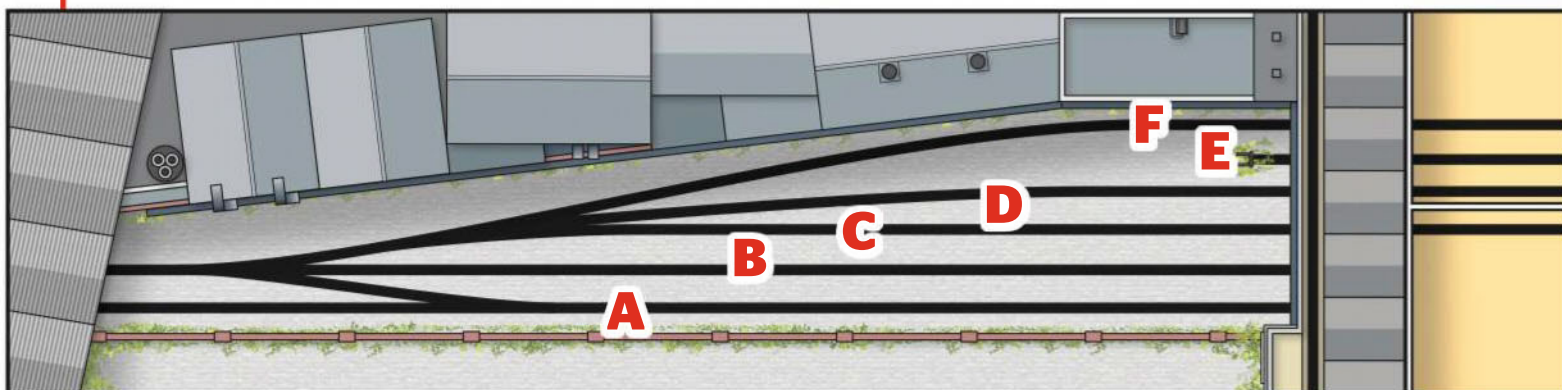
- (A) Loop road
- (B) Through road
- (C) Exchange road
- (D) No. 1 road
- (E) No. 2 road\*
- (F) No. 3 road

\* The dead end of a siding, accessed off-stage - installed to make the layout appear busier than it actually is.

'RSS' is slightly larger and contains more sidings than a traditional inglenook track plan, but the standard inglenook framework can be found in roads D and F (three SLU) and C (five SLU).

Using a card system (page 74) trains of five wagons are marshalled into the Exchange road (C), from where I imagine that the train departs for other locations on the BR network.

Below: The 'RSS' track plan illustrates just how much operational interest an inglenook-inspired layout can actually house.  
ANDREW MACKINTOSH





## PLAY THE GAME

I always intended to exhibit 'RSS', and felt that an advance on Alan Wright's tiddlywink game would provide additional operation for myself, while illustrating the workings of the inglenook system to those watching the layout.

I decided on a card game, where each wagon in use would be identified via an individual card, including both a photograph and number.

### RULES OF ENGAGEMENT

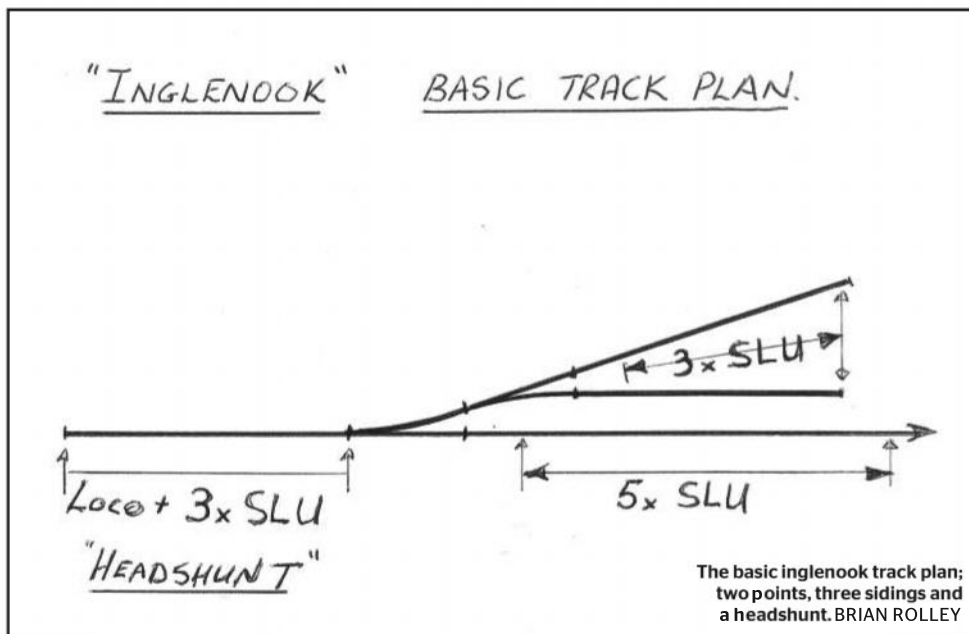
Now for the interesting part - using the card system to operate the shunting puzzle.

At the start of an operating session, the eight wagons are ordered as desired, with three in road F, three in road D, and two in road C.

The eight wagon cards are then shuffled and five cards drawn at random. The yard pilot must now shunt each wagon into road C (the Exchange road), in the order that the cards were drawn.

Once the train is formed and the wagons are arranged in the correct order, the game is complete. The cards can now be shuffled again and the process repeated.

For an even greater challenge, you might want to note down the number of manoeuvres required and how long each game takes, attempting to beat your score in subsequent games.



### ROLLING STOCK

The rolling stock found on 'RSS' is largely traditional, including 16 ton mineral wagons and 12 ton vans - some of the most common types seen on the network during my chosen era (late 1960s to early 1970s).

A few 'jokers' are included in order to break up the monotony, as well as add operational difficulty due to increased lengths. Such examples include a 'Weltrol', a 'Lowmac', a couple of brake vans, and an ex-GWR shunter's truck.



Spice up the operational potential of your shunting layout and make your own inglenook cards.

**TURN TO PAGE 74**





# RAILS






## EXCLUSIVE MODELS FOR PRE-ORDER

[WWW.RAILSOFSHEFFIELD.COM/EXCLUSIVE](http://WWW.RAILSOFSHEFFIELD.COM/EXCLUSIVE)



**DYNAMOMETER CAR** Version 1 - LNER Teak No.23591, as it was at 3 July 1938 for the Mallard world speed record breaking run  
**£125.00 EACH** Version 2 - LNER Teak No.902502, as it was post 1946-1948 British Railways locomotive exchange trails  
**PRE-ORDER £50 DEPOSIT**



|   |                     |  |         |   |
|---|---------------------|--|---------|---|
|  | 1. Bachmann 32-384Y | Class 37 37425 'Sir Robert MacAlpine/Concrete Bob' BR Construction Sector..... | £149.95 |  |
|   | 2. Bachmann 32-979W | Class 66 66727 'Maritime One' GBRF Maritime .....                              | £169.95 |   |
|   | 3. Bachmann 32-726X | Class 66 66614 'Poppy' Freightliner .....                                      | £169.95 |   |



100's OF ITEMS ADDED DAILY



VISIT OUR **RAILS-SHEFFIELD** **EBAY** STORE  
 SPECIALISING IN QUALITY NEW & SECOND-HAND MODEL TRAINS,  
 DIECAST & OTHER RARE & HIGHLY SOUGHT-AFTER COLLECTIBLES

VISIT OUR **RAILS-VAULT** **EBAY** STORE  
 SPECIALISING IN SECOND-HAND ACCESSORIES, DIECAST,  
 RESTORATION PROJECTS, SCENICS & OTHER MISCELLANEOUS MODELS

## ALSO STOCKED AT BARGAIN PRICES

In addition to full ranges from all the manufacturers featured here we also offer full ranges from:



and many more. If you can't find the product you are looking for on our website then please contact us and we can order it in for you.  
 Check out our **ebay** stores to see what discontinued and rare items we have on offer and for your chance to pick up a second-hand bargain today.

Visit: <http://stores.ebay.co.uk/Rails-Of-Sheffield>

Visit: <http://stores.ebay.co.uk/The-Rails-of-Sheffield-Vault>

**MODEL RAILWAYS BUY – SELL – EXCHANGE ANY GAUGE ANY AGE TOP PRICES PAID**

[www.railsofsheffield.com](http://www.railsofsheffield.com)



# INGLENOOKS MORE THAN A HANDFUL OF SIDINGS?



They may be compact in size, but that doesn't mean inglenook layouts need to be short on ambition too, says **PAUL A. LUNN**.

**A**lan Wright's 'inglenook' shunting layout concept is a railway modelling cornerstone. It has been replicated and modified many times, and continues to find favour as part of the model railway planner's armoury of solutions. The reason is simple:


it's quick to build and interesting to operate.

There is, however, much debate about what actually constitutes an inglenook. Are you one of those people who is highly specific about the number and length of sidings, how many points are used and the size of the baseboard? Or are you more

flamboyant, perhaps adding a run-round loop or additional sidings?

I don't propose to go into that debate here. What I've done is far more exciting: provide you with eight inglenook ideas based on various prototype locations, but the same common track plan. **MR**

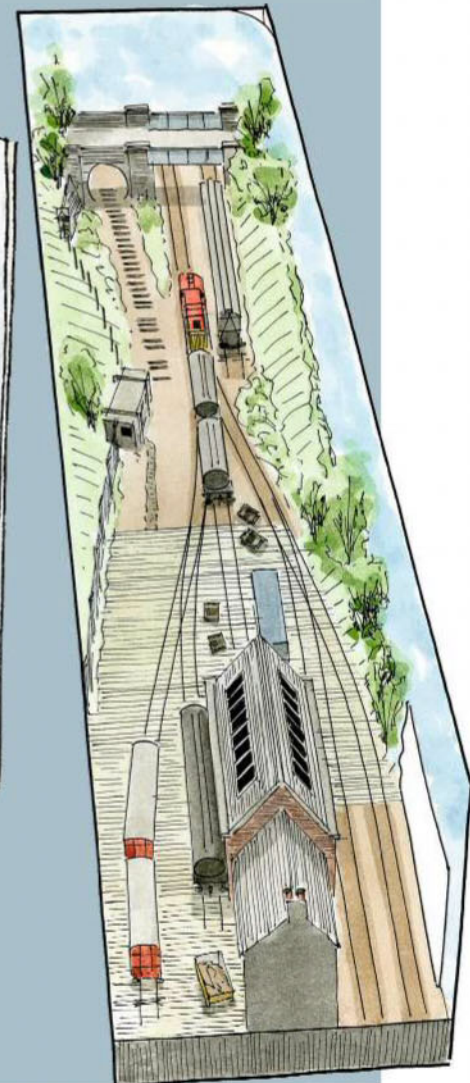

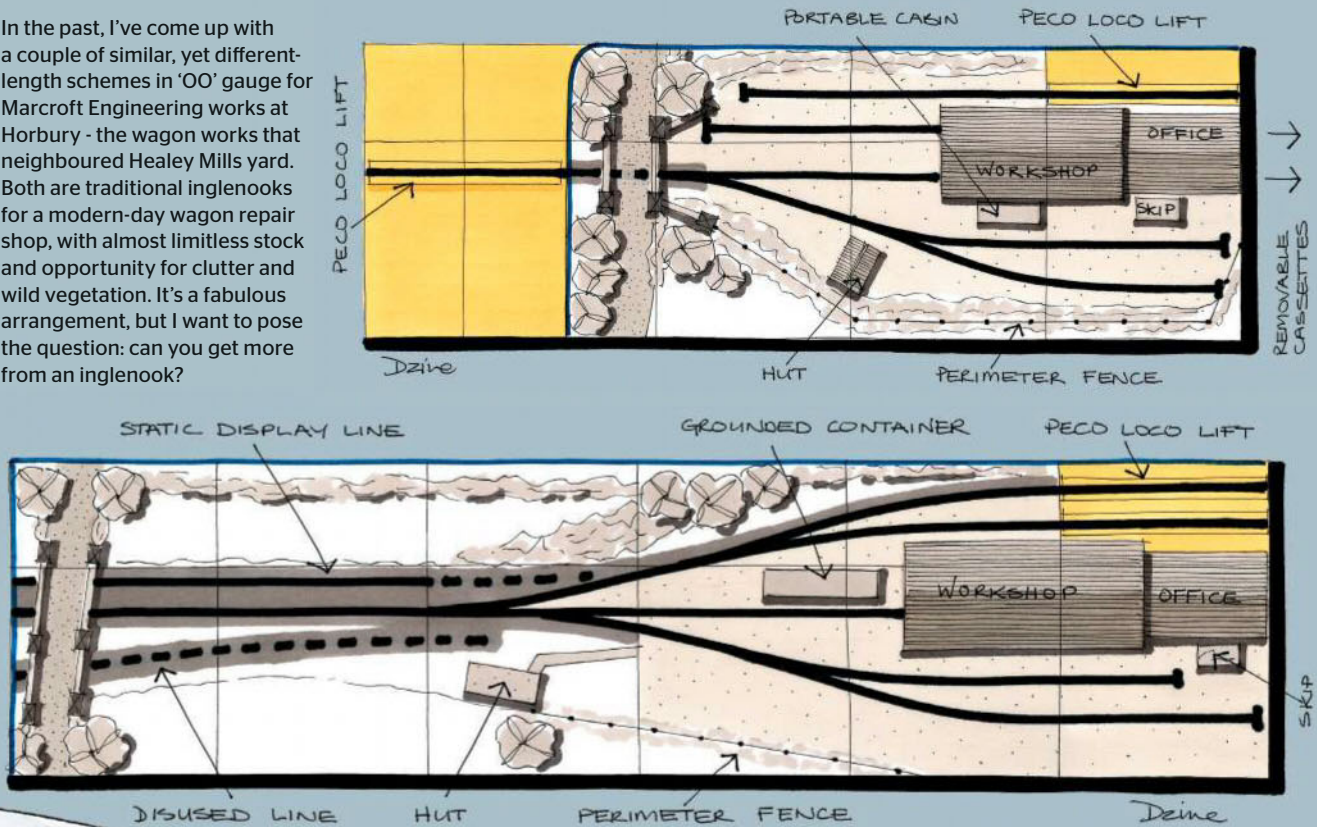
Photography & artwork: PAUL A. LUNN





## Inglenook 1: Wagon works

In the past, I've come up with a couple of similar, yet different-length schemes in 'OO' gauge for Marcroft Engineering works at Horbury - the wagon works that neighboured Healey Mills yard. Both are traditional inglenooks for a modern-day wagon repair shop, with almost limitless stock and opportunity for clutter and wild vegetation. It's a fabulous arrangement, but I want to pose the question: can you get more from an inglenook?





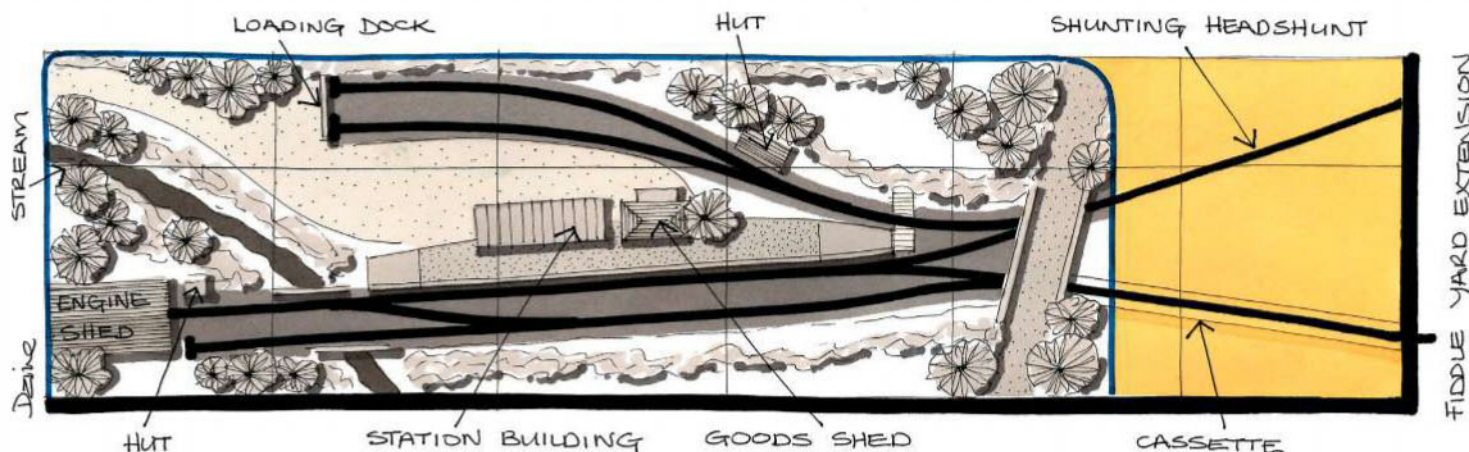
## Inglenook 2: Scottish branch terminus

The first design combines features from both Loch Tay and Killin stations on the classic and much-missed branch line in Scotland. Unlike most inglenooks, it features a passenger service with dedicated headshunt.

Passenger trains on the Killin branch usually comprised a solitary Brake Third coach, although some trains were mixed. Goods trains were quite short too, making the branch ideal for an inglenook. Caledonian Railway 0-4-4Ts were the main motive power, until they were replaced by BR '4MT' 2-6-4Ts shortly before the line closed in 1965. A Mk 1 Full Brake was used to transport flowers and bulbs in the appropriate season, and there was a panelled coach - acting as section hut and tool store - for permanent way staff.

In a narrow linear space, I've tried to get away from everything running parallel to the baseboard edge. Operationally, there are three tracks to shunt (two in the yard and one against the platform face), interspersed with passenger trains, and locomotives running round and going on and off-shed. Note that I've provided a combined locomotive and coach cassette for turning trains off-stage.

Beyond Killin, the line extended to Loch Tay, but this stretch was only retained in order to access the small engine shed. '4MT' No. 80093 dwarfs the structure on August 4 1965.  
JOHN GOSS

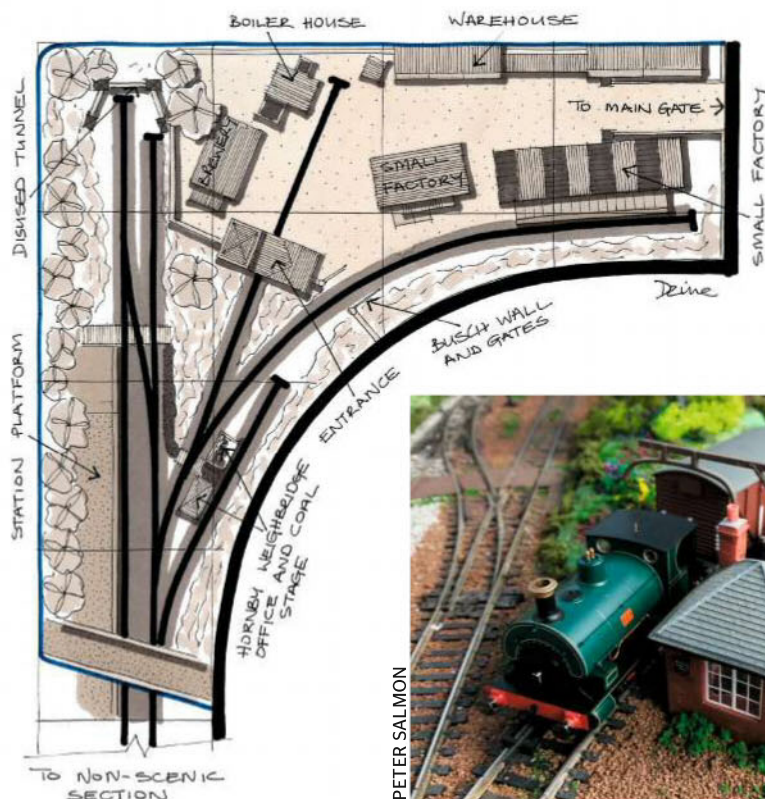
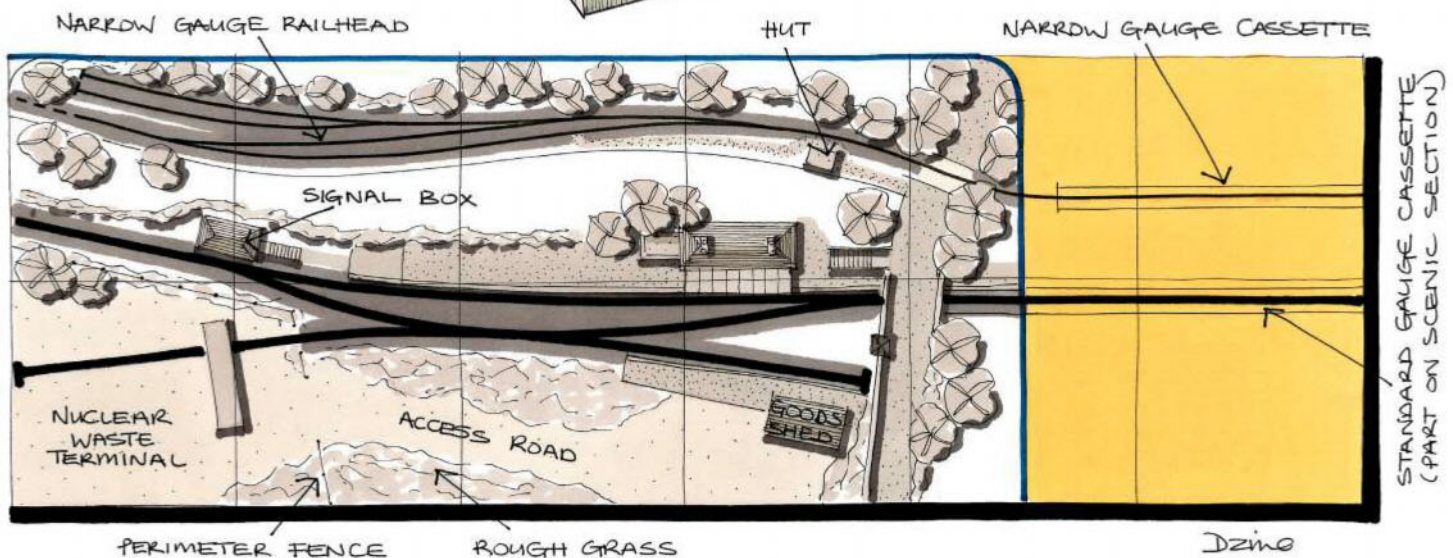
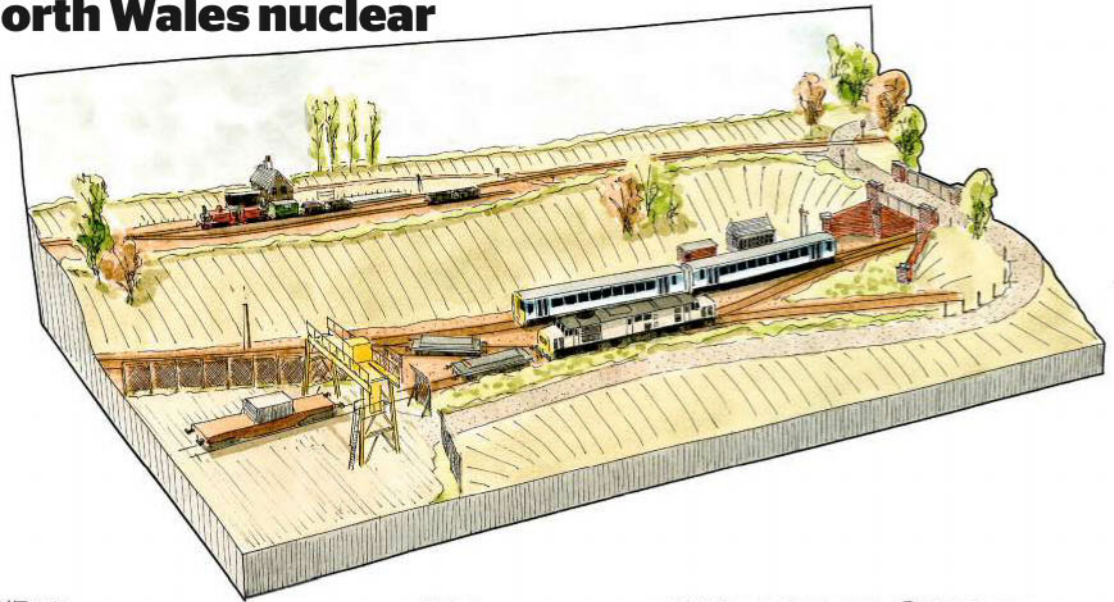


McIntosh '439'  
0-4-4T No. 55195  
at Killin station  
on April 3 1959.  
HENRY PRIESTLY/  
ALAMY



## Inglenook 3: North Wales nuclear

I've amalgamated several North Wales prototypes, for maximum operation. For standard gauge, there's a nuclear waste terminal and a separate loading bay for gunpowder or other relevant freight. There's also a station for passengers visiting a temporary, off-stage, narrow-gauge terminus. An inglenook shunting arrangement has been provided to the rear (unusually for narrow gauge) as part of a renewal scheme, circumnavigating the original route which was subsequently flooded by regional water authority development... so much for the back story!



## Inglenook 4: Brewery

This interchangeable brewery scene is part of my friend Peter Salmon's much larger home-based layout and yet, in itself, is an inglenook. With several sidings to shunt, including one primarily for locomotive use, it differs from previous shelf examples; sidings curve noticeably away from the main line run-round loop, making it ideally suited to a corner location.

The most significant failing of inglenooks, for me, is that everything tends to run parallel to the baseboard edge.

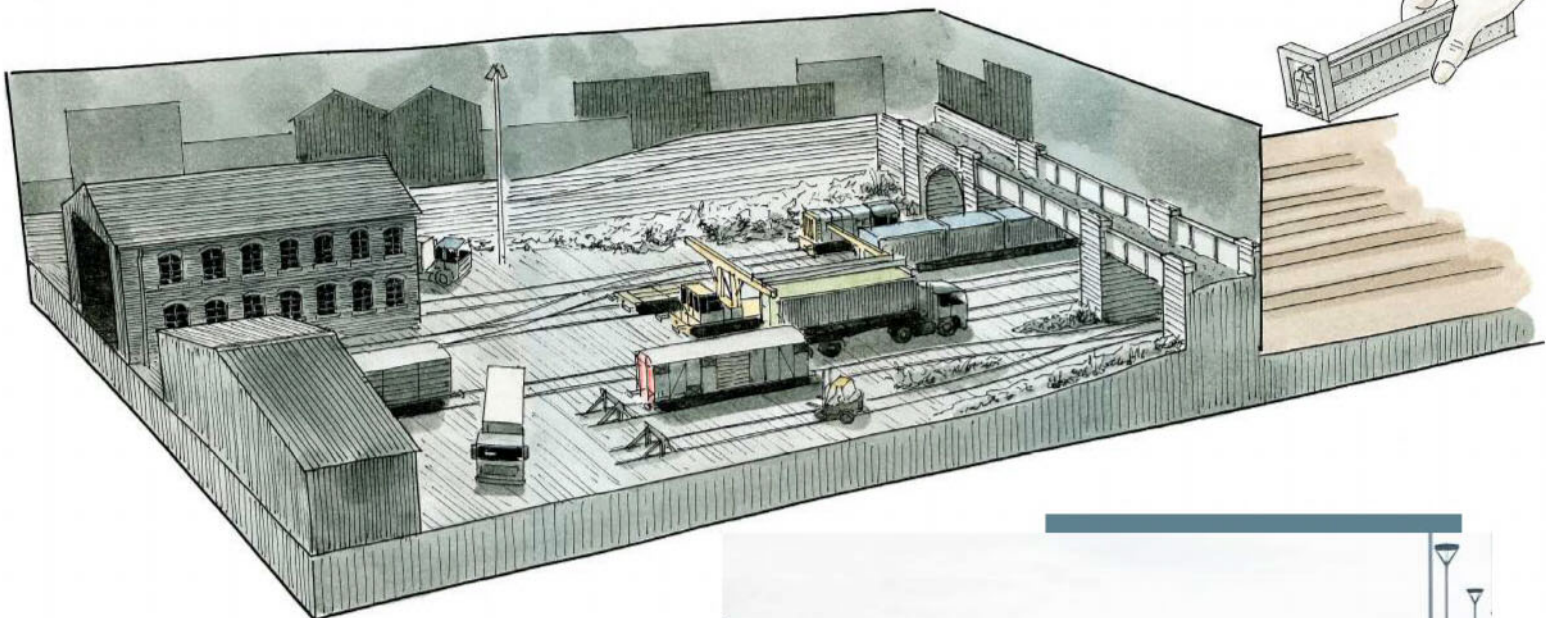
This is typical of train sets, rather than model railways. In guiding Peter I've tried to ensure that the building arrangement is more organic, with varied ground levels, too. There's a naturally occurring, not forced, perspective from front to back, largely because corners have sufficient depth for such representation.

Please note that the annotations on the plan refer to Metcalfe kit descriptions. Very few structures came from their brewery kit and the one that did was heavily modified.



PETER SALMON





## Inglenook 5: Intermodal depot

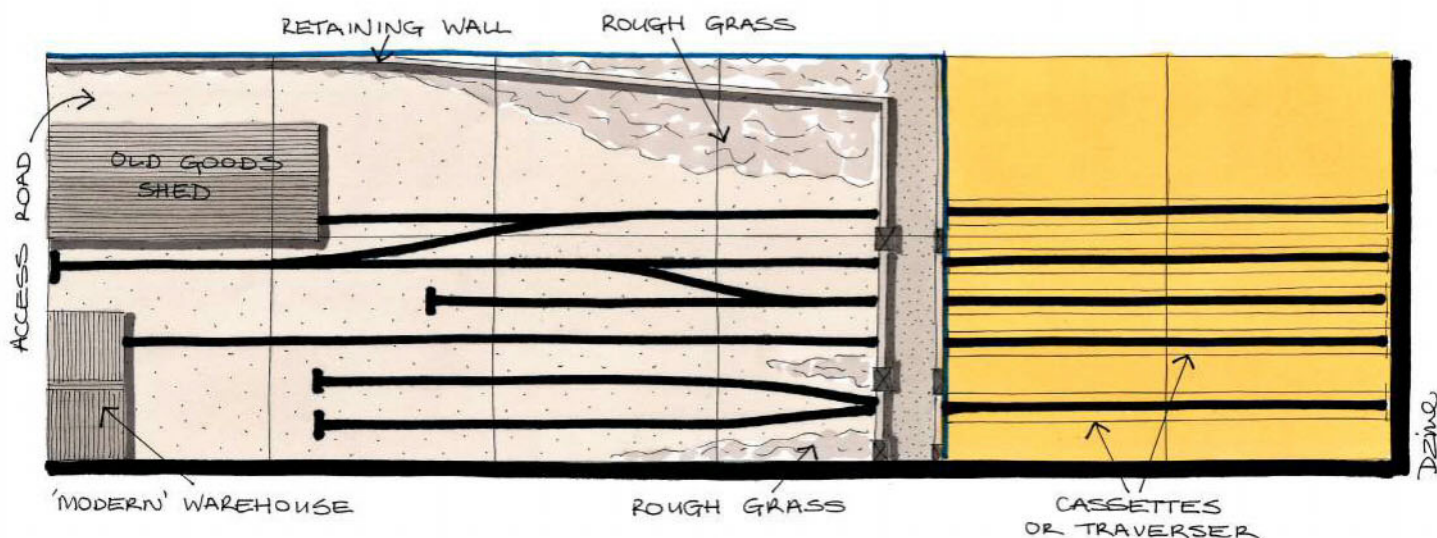
This minimum-space, upgraded old railway yard provides a wonderful opportunity to contrast an atmospheric period scene with modern stock. It's inspired by the work of Iain Rice and encompasses the last section of a line, between the overbridge and warehouses. While in reality we're only going to see the first couple of wagons of any train, we can imagine it to be much longer.



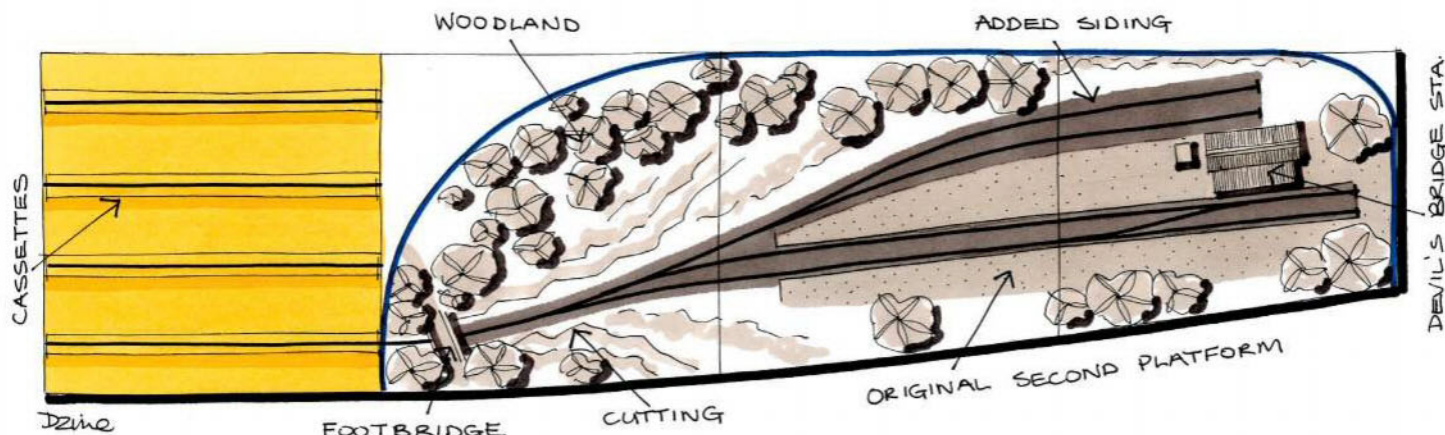
An ideal short intermodal working, photographed at Derby on September 25 2011. The train comprised two FTA container flats, with a pair of VGA vans on each end - a featherweight load for 66004. I've seen shorter trains than this, even down to one or two wagons.

The plan is a dual inglenook made up of three foreground sidings for one set and three partial loops, to the rear, for the other. Both share cassettes for gaining access from one line to another.

Something based solely on container traffic might pale into operational indifference over time. I've gone to Dewsbury Railway Street and Selby yards for additional inspiration - fresh fruit from Spain, and flowers, probably from Holland, respectively.







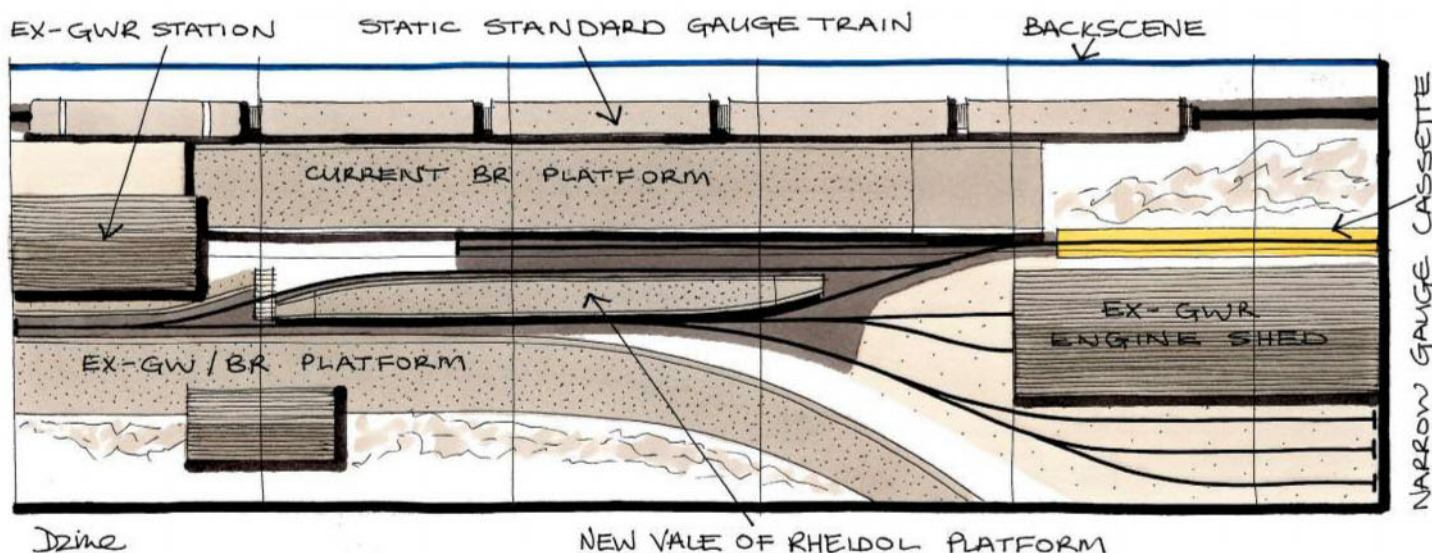
## Inglenook 6: Vale of Rheidol

It's often easy to refine a scheme or indeed to improve upon reality. The Vale of Rheidol Railway's terminus at Devil's Bridge is in a beautiful location, but has a very basic and limited track plan.

In upgrading to inglenook status, I'd add at least one, possibly two, extra sidings, for engineer's trains (in modern times) or logging (if you're prepared to set the clock back to the early 1900s). The track and facilities have changed over the years, so research is required if you want period accuracy.

Its Aberystwyth terminus differs considerably. I've manipulated the track plan to accommodate inglenook sidings in front of the ex-GWR locomotive shed and a run-round loop within the station environs, and to hide the narrow gauge line to Devil's Bridge behind the locomotive shed in order to disguise a non-scenic cassette.

A particularly pleasing feature is a standard gauge, static train used as a view blocker to the rear of the layout. Again, it's about visual contrast, and can easily be changed as the fancy takes you. For example, I'd use a Class 40 and Mk 1s.





## Inglenook 7: Military dockside

I suspect that most inglenooks are built for fun and comprise a few sidings thrown together for almost endless shunting possibilities. There's absolutely nothing wrong with that.

But I wonder how many people consider the possibility of an inglenook as a fully fledged layout in its own right; well-researched, perhaps following a particular prototype, intensively detailed and compositionally stunning?

This scheme is based on Liverpool docks and set during the Second World War. At that time, the docks covered 500 acres and boasted 29 miles of quays capable of accommodating any ship afloat. It played a vital role in the Battle of the Atlantic, the North African invasion and the invasion of Europe.

During that period 4.7 million soldiers, including 1.2 million Americans, passed through the docks. A staggering 75.15 million tons of cargo was imported, including 73,782 aeroplanes. Among these were Republic P-47 Thunderbolts and North American P-51 Mustangs, as well as Lockheed Hudsons and even Horsa gliders.

Around 660,000 tons of cargo comprised tanks, vehicles and spare parts. Sherman tanks, Buffalo tracked landing vehicles (LVT-1s) and DUKWs were all imported, before being loaded straight on to railway wagons for onwards distribution. But it wasn't all one-way traffic: a number

of British Matilda II tanks were sent to the Soviet Union.

Of particular interest would have been the arrival of USA Transportation Corps 'S160' 2-8-0s and 'S100' 0-6-0Ts which, although landed across the Mersey at Birkenhead, could be worth including. You might need to rethink the design to cater for the discrepancy between the 3.5mm:1ft scale of Roco's 'S160' and the remaining 'OO' layout.

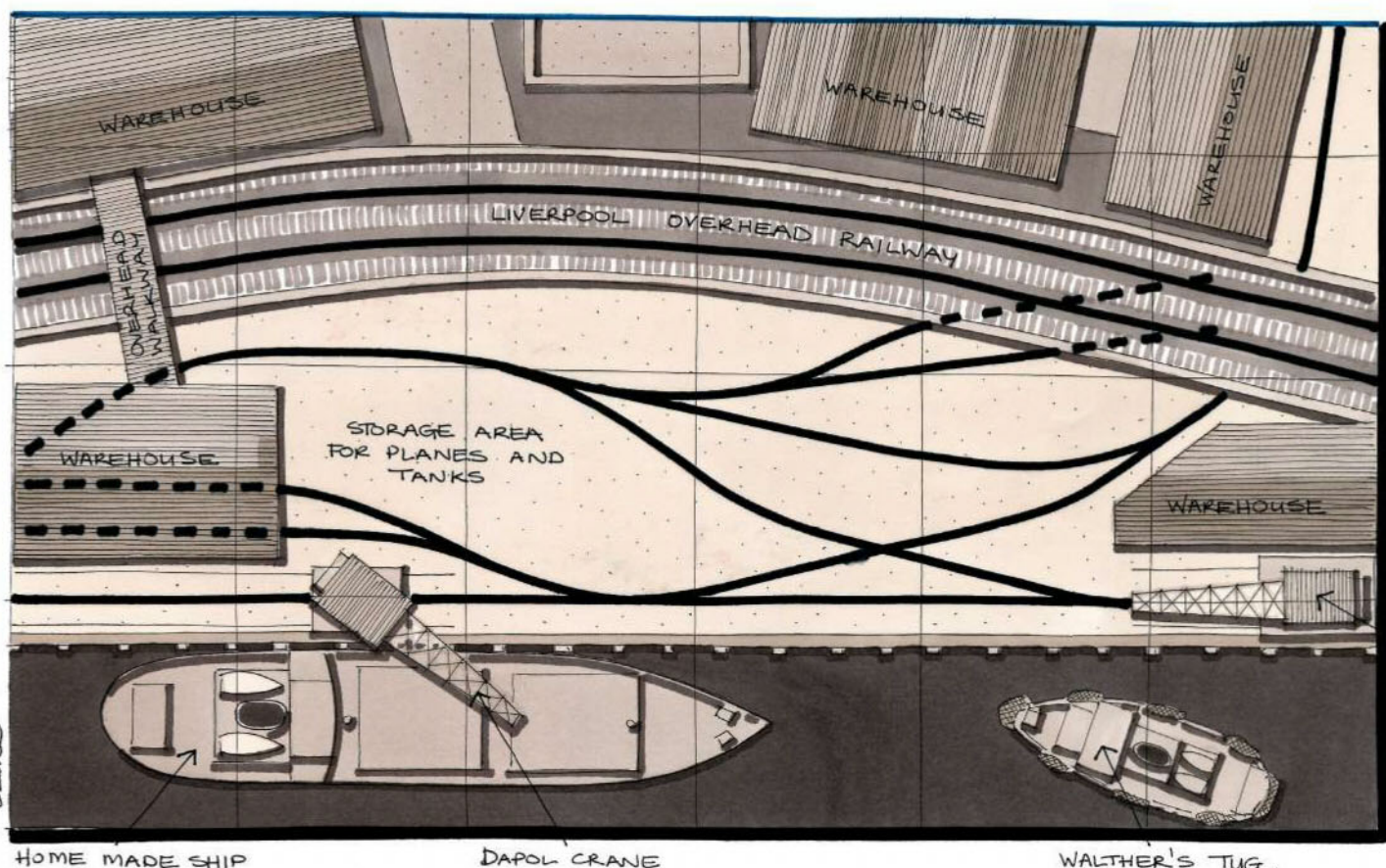

The proposed layout, inspired in

part by Gladstone Dock, comprises a double inglenook track arrangement, each served by a headhunt, left and right, and linked using a diamond crossing and four points. The arrangement can also be used as a quirky run-round loop. Dockside track makes use of Setrack components, including first radius curves. There's a static

view-blocking representation of the Liverpool Overhead Railway, and I draw reader's attention to relevant information in MR233.

### DID YOU KNOW?

During the course of the war, numerous distinguished guests visited Liverpool docks, including King George VI, Queen Elizabeth, Winston Churchill, Clement Attlee, Mrs Roosevelt (mainly to visit American troops), Nikolay Shvernik (who became 'Chairman of the Presidium of the Supreme Soviet', or 'President of the USSR') and world famous tenor John McCormack (who sang to workers at Gladstone Dock).








## THE MERSEY DOCKS & HARBOUR BOARD (MDHB) FLEET

The MDHB employed a huge variety of locomotives, particularly during wartime.

### Highlights include:

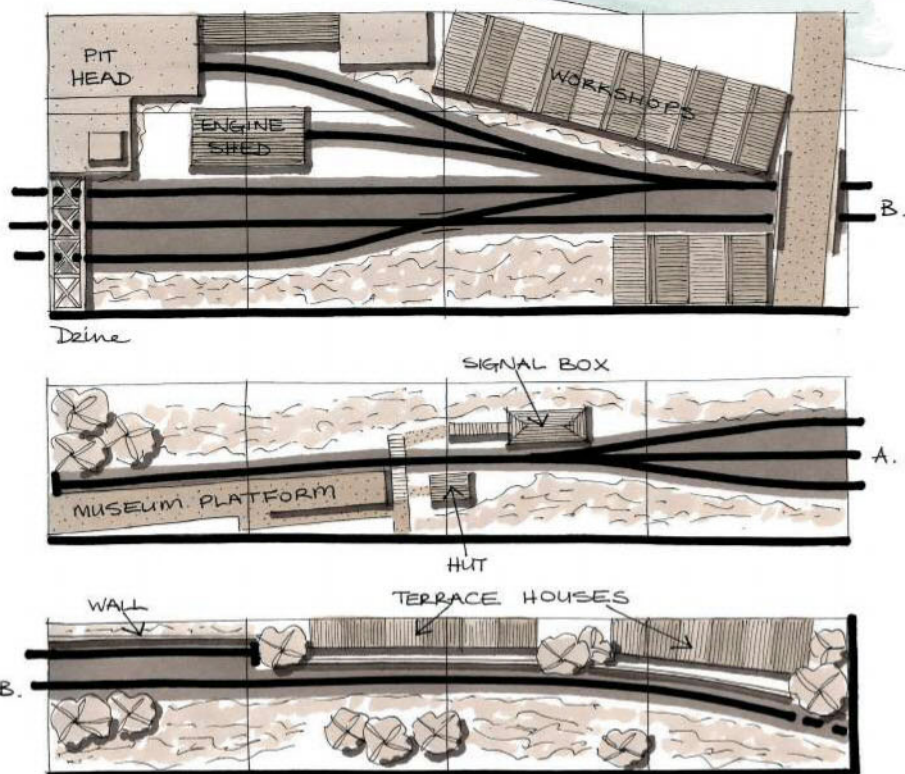
- Ex-Lancashire & Yorkshire Railway '21' O-4-OSTs.
- No. 1 - an Avonside O-6-OST built in 1904 and preserved by National Museums Liverpool.
- No. 26 - another Avonside product, this time a 'B3', which was also dubbed the 'Mersey' class.
- No. 34 - a 1911 Hawthorn Leslie acquired from the Shropshire & Montgomeryshire Railway in 1923 and rebuilt from an O-6-2T into an O-6-0. Sold in 1927, it has been used to help build Gladstone Dock No. 2
- No. 43 - an Andrew Barclay fireless.
- 'J63s' Nos. 5061 and 5157, loaned by LNER to MDHB during the war.
- Up to ten USATC 'S100s', which were in use at the dock in 1944.
- O-6-ODM No. 32, delivered by Hunslet to the docks in 1944.





## Inglennook 8: Snibston Colliery

Inspired by the defunct, preserved arrangement at Snibston Colliery in Leicestershire, the wider pit head section occupies a space of 4ft 6in by 1ft 6in, with modest sidings for shunting and locomotive facilities. At exhibition, the layout would be extended with two equal-length boards (having a combined width of the original to make packing easier), and supported on weighted A-frames at suitable intervals.

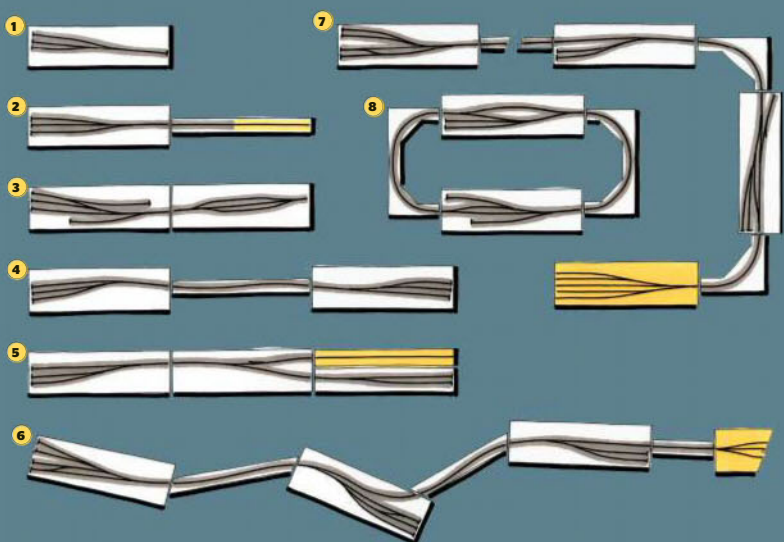


### TAKE IT A STAGE FURTHER

Having built an inglenook, that doesn't mean that you can't develop it further. Why not expand it when circumstances permit? Here are a few ideas to illustrate potential inglenook development:

1. Basic inglenook of around 4-6ft long by 1-2ft wide.
2. Basic inglenook with an added scenic/part non-scenic headshunt.
3. Pair of inglenooks, end-to-end. A coal disposal point, such as British Oak, with exchange sidings would be ideal.
4. Pair of fictitious inglenooks, sharing a common central headshunt for added, two-operator complexity.

5. Pair of different-sized inglenooks with a reversing junction. Liskeard (fiddleyard) to Moorswater China Clay, with reversal to Looe, would be a useful prototypical example.
6. Perhaps the most ambitious option: an organic arrangement, for a large room or exhibition hall. Angled boards allow us to follow a 'twisting-turning' prototype route, like the Wisbech & Upwell Tramway.
7. A series of in-line inglenooks, in L- or U-shaped format, to fit a particular room. Inspired by the Clayton West Branch, West Yorkshire.



8. A fictitious pair of inglenooks contrived into a traditional oval. Please note, suggested

prototypes are inspirational only. Areas coloured in mustard yellow represent non-scenic sections.



# dapol

model railway company

Dapol Limited, Gledrid Industrial Park, Chirk, Wrexham, LL14 5DG

Tel: 01691 774455  
Fax: 01691 778866  
e-mail: sales@dapol.co.uk

www.dapol.co.uk

## July releases

### Class 142



This is a 1st Decorated Sample Copyright Dapol Ltd.

**NEW!**

- ND116A/D** - Class 142 Northern Rail 142065/DCC
- ND116B/D** - Class 142 Regional Railways 142081/DCC
- ND116C/D** - Class 142 Northern Spirit 142025/DCC
- ND116D/D** - Class 142 Arriva Trains Wales 142085/DCC
- ND116E/D** - Class 142 Tyne & Wear PTE 142021/DCC

### HST



Previously produced model shown for illustration purposes only.


- 2D-019-005** - Class 43 HST Blue/Grey ER 43193/E43119
- 2D-019-006** - Class 43 HST East Coast 43309/43306
- 2D-019-007** - Class 43 HST Virgin East Coast 43311/43312
- 2D-019-008** - Class 43 HST GNER Blue 43106/43109
- 2D-019-009** - Class 43 HST GWR Green 43187/43188



2F-036-029 - Bulk Grain - BR B885325



2F-036-030 - Bulk Grain - BR B885325 Weathered



2F-071-022 - 7 Plank - Ton Philip Rhonda 277



2F-071-023 - 7 Plank - Ton Philip Rhonda 277 Weathered



**7P-004-001** - Autocoach GWR Crest Chocolate & Cream



**7P-004-005** - Autocoach BR Crimson

**7P-004-002** - Autocoach GWR Twin Cities Crest Chocolate & Cream **7P-004-003** - Autocoach GWR Shirtbutton Chocolate & Cream

**7P-004-004** - Autocoach GWR No Insignia Chocolate & Cream



4F-016-023 - Banana Van - BR Red B881722



4F-016-024 - Banana Van - BR Red B881722 Weathered



4F-016-029 - Banana Van - Geest B882125



4F-016-030 - Banana Van - Geest B882125 Weathered



4F-030-015 - 16T Steel Mineral - BR Grey M620225



4F-030-016 - 16T Steel Mineral - BR Grey M620225 Weathered



4F-033-110 - 24T Hopper - Carnforth Iron Co 236



4F-033-111 - 24T Hopper - Carnforth Iron Co 236 Weathered

Also released this month:

- 7F-053-004** - 5 Plank wagon Corrugated End BR Diagram 39 Grey B495105
- 7F-053-005** - 5 Plank wagon Corrugated End BR Diagram 44 Bauxite B485971
- 7F-053-006** - 5 Plank wagon Corrugated End BR Diagram 44 Bauxite B498136
- 7F-054-001** - BR Meat Van Crimson 870060
- 7F-056-005** - BR Standard Plywood Van Diagram 213 Bauxite B766440
- 7F-056-006** - BR Standard Plywood Van Diagram 213 Bauxite B775624
- 7F-056-007** - BR Standard Plywood Van Diagram 208 Bauxite B755186
- 7F-056-008** - BR Standard Plywood Van Diagram 208 Bauxite B756682

All product release dates correct at time of going to press

Product Scale Key

O Gauge

OO Gauge

N Gauge

dapol

collectors

club

ONLY £25 PER YEAR

ANNUAL OPEN DAY

4 NEWSLETTERS PER YEAR

IN GAUGES 'N' 'OO' & 'O'

FOR MORE INFORMATION CONTACT ANDREA / NEIL ON 01691 774455 OPTION 1 OR EMAIL club@dapol.co.uk

### SPECIAL COMMISSION WAGONS

- YOUR CHOICE OF DAPOL BODY
- YOUR CHOICE OF LIVERY
- TURN AROUND IN JUST 3 MONTHS
- FROM JUST 100 IDENTICAL MODELS IN 'OO' OR 'N' 25 IN 'O'
- FOR MORE DETAILS CONTACT CLAIRE ON 01691 774455 OPTION 1 OR EMAIL studio@dapol.co.uk







# MOLINNIS

**NICK DIBBEN** resisted the urge to add too much detail. The result is a contemporary Cornish layout that appears much bigger than the modest space it occupies.

**Words:** MIKE HARRIS





**R**efrain from jumping ahead to the track plan for a moment, and estimate just how big you think 'Molinnis' really is.

Before you do so, bear in mind that Nick Dibben's contemporary Cornish layout contains the following: the outskirts of a town, a large factory, a section of main line, part of a housing estate, clumps of forest, a seemingly vast expanse of countryside (including a river) and a branch line flanked by a disused china clay dries.

That's a lot of stuff to fit on a large layout, but at 8ft by 3ft (including fiddleyard) 'Molinnis' isn't particularly big, even if it's built in 1:148 scale.

But Nick's modelling genius doesn't stop there. Not only has he managed to cram a lot on to his baseboard, he's managed to create a real sense of space too.

What I referred to earlier as a vast expanse of countryside isn't actually that vast, but study a close-up photograph and it looks positively huge! The question is, how on earth did Nick do it?

## EASY ON THE GOODS

"I think it's partly because I haven't gone over the top with the detail," explains Nick. "There isn't as much detail as perhaps you think there is."

The result is plenty of space in which to allow the layout to breathe: nothing feels crammed in, or like it shouldn't be there in the first place.

Many of the details are also suggestive: a row of housing and a main road signal the outskirts of a town, and a cul-de-sac of eight modest houses is all that's needed to convey a larger estate - imagined off-scene.

Nick cites depth as a key reason for the wealth of space, too. "There isn't a lot of track, but the scenic section is quite deep - the best part of 2ft in places," he reveals.

## FLAT? FORGET IT

Although the track is flat, the rest of the baseboard isn't. "The area at the front is lowered by around 10mm," says Nick. "The river itself is lowered by a further 10mm, and at the back it rises up again - by about 20mm to 30mm. I used sheets of 8mm-thick polystyrene, which I found easy to contour without too much carving and hacking."

'Molinnis' is a freelance layout, but is still heavily based on the Cornish main line and Newquay branch. Nick explains why: "I took the operation of the line - local services, through trains and a little freight, which makes it a believable situation. Then you can be creative."

"The layout started life as Bugle station, but I imagined that there was another station on the line. Molinnis is a real Hamlet near Bugle, so that provided plenty of inspiration."

"You could assume that the platform is the other side of the backscene, just off the layout. I decided I wanted a passing loop, a junction for the branch line, and a siding for a factory. I then had to spend time figuring out how I could fit all of these elements on to the baseboard."

## MADE FROM CHINA

The china clay dries are based on the China Clay Country Park museum, near St Austell. Nick took photographs

## ROAD WORKS

The road was downloaded from [www.scalescenec.com](http://www.scalescenec.com) and printed using a home computer. Nick weathered the road surface, although only a light coating was needed as the downloadable texture comes already weathered.

Nick used a simple method to hide any joins: "The road surfaces are slightly different widths, so I disguised joins by using a different-coloured strip to represent freshly laid asphalt."



The resin houses in the housing estate are all Peedie Models' 1970s detached houses (PMM85006).





The large  
factory  
building is  
two Pikestuff kits  
merged together.  
Nick scratchbuilt  
the canopy.







The signal gantry is a bespoke item from CR Signals and is intended to function. However, it's not yet been wired to a power source.







The track doesn't run parallel to the front of the baseboard - an approach Nick believes creates more depth.

during a visit to help him scratchbuild the model.


"I used Scalescenes textured paper for the stonework," he reveals. "The chimney [see below] was originally a piece of plastic piping, but it didn't look right. I wanted it to taper, so a friend of mine turned a new one for me on a lathe." 🛠️

## TONAL VARIATION

Nick ballasts his track after he's crafted the scenery. He believes this approach creates a more effective join between the two.

"I spray the track a grimy brown colour before applying the ballast," he explains. The ballasting process is similar to his method of applying ground cover.

Nick continues: "It's a mixture. I'll use Woodland Scenics fine ballast, but vary the colours. It's a cocktail of browns, greys and blacks. The main line and branch line sport slightly different mixes, with the branch line being a bit darker to represent older ballast."



Like most modellers, Nick has collected various figures over time. 'Molinnis' features figures from Bachmann, Faller, and Woodland Scenics.



Behind the factory, Nick has even recreated the settling ponds, where the clay is placed prior to drying. Next to the dries is a pipe and girder arrangement, which has been kit-bashed to partially hide the scenic break.

## STICK TO YOUR ROOTS

Nick is clear about where 'Molinnis' is based. Using the infrastructure and motive power present on the Cornish main line and Newquay branch as inspiration, he's freed up time to focus on tailoring the track plan and

scenery to his own modelling and operational needs.

Time spent refining the track plan and carefully crafting the scenery is evident in what might just be an almost perfect composition. A wealth of scenic elements combine to make 'Molinnis' an extremely interesting layout to view, and clever uses of space allow the model to breathe and seem larger than it really is. **MR**

**Main:** The branch line is reserved for freight only, such as this train of Silver Bullet China Clay slurry tanks, hauled by a Class 66.

## GROUND FORCE

Nick's use of scatter to form ground cover is particularly effective. "I mix about ten different types of scatter material," he explains. "I'll use scatter from a variety of manufacturers and of different sizes, grades and colours, too."

"I mix up a large batch in a sealed plastic bag, which I'll shake before use. I always make sure I've got some of the mixture left over, which I use for repairs. I'll also modify the mix here and there by adding more of a certain colour or grade to vary the mix - ground cover is never completely even."

'Molinnis' is home to a staggering amount of trees, and Nick makes it






abundantly clear he was never going to scratchbuild them all. "The trees at the back are from The Model Tree Shop. There's about 100 trees, so I decided I wasn't going to scratchbuild all of those," he laughs.

Nick has made sure to clump trees closely together in order to simulate the thick density of many British forests.


Some of the trees in the foreground are built from various commercial tree armatures, and others from sea moss. Nick uses various scatter materials to represent leaves, with fine scatter reserved for sea moss trees and thicker clumps of flock for larger armatures.



According to Nick, the track layout works because only short trains use the main line, such as this single-car '153'.



“THERE ARE ABOUT 100 TREES, SO I DECIDED I WASN'T GOING TO SCRATCHBUILD ALL OF THOSE!”



The river was created by painting the surface of the baseboard accordingly, before coating it with multiple layers of varnish.





# LAYOUT FACTFILE

## MOLINNIS



**Gauge & scale:** 2mm:1ft scale, 9mm gauge, 'N'

**Time to build:** Two years

**Period:** 1990s to present

**Prototype:** Inspired by Newquay branch line

**Size:** 8ft by 3ft

**Track:** Code 55

**Locomotives:** Weathered Farish and Dapol RTR

**Rolling stock:** Weathered Farish and Dapol RTR

**Signals:** CR Signals

**Power & control:** 12V DC

**Buildings:** Scratchbuilt, kit-built, and proprietary resin

Things you might have missed





# THE INTERNATIONAL N GAUGE SHOW

THE SHOW FOR THE RAILWAY MODELLER



Supported by  
**MODEL RAIL**

**Saturday 9<sup>th</sup>  
& Sunday 10<sup>th</sup>  
September 2017**

10am – 5pm Saturday  
10am – 4pm Sunday  
Last admission 1 hour before closing

**Warwickshire  
Exhibition Centre**

Fosse Way, Nr Leamington Spa, CV31 1XN  
On Junction of A425/B4455



| ADMISSION PRICES        | ONLINE TICKETS* | FULL PRICE TICKETS** |
|-------------------------|-----------------|----------------------|
| <b>Adult</b>            | £10.00          | £10.50               |
| <b>Senior Citizen</b>   | £9.00           | £9.50                |
| <b>Child (5-14 yrs)</b> | £4.50           | £5.00                |

\* Tickets are available via our website at discounted prices.

\*\* Full price tickets are available on the day from the tickets office.

Please call SEE Tickets on 0871 3861118 if you would like to book a ticket by phone. Calls cost 13p per minute plus network extra's.

## GROUP DISCOUNTS:

**10+ enter code GRP10 on website for 10% discount.**

**BOOK YOUR  
TICKETS NOW**  
**FREE  
PARKING**  
**FREE SHOW  
GUIDE**

# MAKE SURE YOU VISIT



## Over 30 Layouts at the Show

- Apa Park & Apa Gele
- Ardmere
- Ashburton
- Bear Creek
- British Minitrix 1967 Display
- Blochescwic & Walshed
- Burnham on Sea
- Cargill Grain Facility
- Continental Layout
- Cottingvale
- Foxhollow
- Gibben Quarry
- Glazebrook
- Glenellen Castle
- Grange-Over-Sands
- Green Wood Garden Railway
- Greystones Central
- Haversham Central
- Invercalley
- Kings Park
- Little Ashton
- Lonestar Display
- Nunbrook & Loxley
- Scarlet Hill
- Snow Valley
- Stamford East
- St Combs
- Tennis Court Sidings
- Titheridge Junction
- Tunley Marsh
- Welton Down

**Leading  
manufacturers  
and specialist  
suppliers  
selling all the  
latest models  
and products  
in one place.**

## 5 Societies at the Show

- DEMU
- Leamington & Warwick Model Railway Society
- N Gauge Society
- The 2mm Scale Association
- Worldwide Group of the N Gauge Society



## SEE OVER 40 SUPPLIERS AT THE SHOW

- ABC Model Railways
- ADM Turntables
- All Components Ltd
- Anoraks Anonymous
- B H Enterprises
- Bachmann Europe PLC/Graham Farish
- Cheltenham Model Centre
- Contikits
- Dapol Ltd
- DCC Supplies Ltd
- DoubleO Scenics
- Gaugemaster.com
- Gramodels
- GWR Benches Ltd
- JB's Model World
- Malc's Models
- Mech Models
- Medway Queen Preservation Society
- MegaPoints Controllers
- Mercig Studios
- The Model Centre & Custom Finish Locomotives
- Model Masters
- The Model Tree Shop
- Modellbahn Union / DM Toys
- Mount Tabor Models
- N Brass Locomotives
- Nelevation
- N Gauge Now
- N Scale Kits / N Scale Laser
- N Train
- Osborns Models
- P & D Marsh
- P.G. Models
- Plus Daughters
- Revolution Trains Ltd
- Severn Models
- Sig-naTrak
- The Craftlight Company
- Trains and Die Cast
- TTC Diecast.com

All information correct at time of printing.

**Exhibition Link Bus on Saturday 9<sup>th</sup> only** Please see our website for full details.

**Organised by Meridienne Exhibitions Ltd**  
Tel: 01926 614101

Meridienne Exhibitions LTD

@MeridienneEx

[www.ngaugeshow.co.uk](http://www.ngaugeshow.co.uk)





ALL PRICES  
INCLUDE  
VAT

www.HOLT MODEL RAILWAYS.com

MAIL ORDER  
**HOLT HOUSE, CASWELL BAY**  
**SWANSEA SA3 3BU**  
DISCOUNT  
SUPPLIES FOR OO, N + O

Tel: 01792 232264

TEL ORDERS



YOU MAY ALSO FAX ON THE ABOVE NUMBER

Payment by cheque (if available include cheque card nos and expiry date) or postal order or credit cards as shown above. Please write card numbers clearly or telephone order by credit card or switch POSTAGE £4.95 - Prices ruling are those at despatch

SHOP  
BISHOPSTON ROAD, BISHOPSTON  
**SWANSEA**

Email [holtmodelrailways@talk21.com](mailto:holtmodelrailways@talk21.com)

SHOP HOURS:

9.30-12.00 2.00-4.45 closed on Sunday and Friday

**HORNBY**

### STEAM LOCOMOTIVES

R2745 SR SCHOOLS WELLINGTON.....£99.50



R2815 SCHOOLS LIMITED EDITION TRAIN PACK.....£176.00

R2843 SR SCHOOLS DULWICH.....£95.60

R2915 GWR 280X NRM.....£109.50

R2916 GWR 280X (ROUND).....£109.50

R2917 BR 280X LATE.....£109.50

R2918 GWR 300X.....£109.50



R3171 P2 LNER 2-8-0.....£59.95

R3020 LMS 2-6-4 FOWLER TANK MAROON.....£95.00



R3060 BR A1 PEPPERCORN TORNADO.....£65.00

R3086 LNER FLYING SCOTSMAN.....£76.00

R3102 BR KING EXP BLUE LTD ED.....£108.50

R3115 BR WEST COUNTRY EXETER.....£129.00

R3132 LNER GREEN A3 BOOK LAW.....£109.00

R3189 LNER CLASS L1 GREEN.....£125.50

R3204 MT LSWR LINED GREEN NRM.....£121.50

R3208 BR SCHOOLS BRIGHTON.....£121.00

R3229 BR STAR CLASS BRITISH MONARCH.....£116.65

R3239 BR CLASS 700.....£115.00

R3276 LMS COMPOUND 4-4-0 FOWLER TENDER.....£53.95

R3277 GWR COUNTY OF DEVON 4-4-0.....£55.00

R3284 TTS FLYING SCOTSMAN SOUND.....£92.00

R3288 EVENING STAR BR GREEN 2-10-0.....£82.50



R3300 WINSTON CHURCHILL FUNERAL TRAIN.....£235.00

R3306 LNER A4 SILVER LINK GREY.....£132.00

R3307 LNER A4 QUICKSLIVER GREY.....£132.00

R3309 LNER SILVER LINK GREY.....£139.00

R3310 BR WEST COUNTRY BUDE.....£126.00

R3327 S15 SOUTHERN RAILWAY.....£116.50

R3370 TTS BR KING RICHARD II BLUE SOUND.....£155.50

R3371 LNER BLUE A4 MALLARD.....£79.50

R3412 BR S15 30042 EARLY CREST.....£115.00

R3413 BR S15 30031 LATE CREST.....£115.00

R3436 BR MERCHANT NAVY CLANLINE.....£182.00

R3520 BRITANNIA COER DE LION.....£149.50



R3457 SR T9 4-4-0.....£89.50



R2862/R3496 SDJR BLUE 0-6-0T.....£26.95

### DIESEL & ELECTRIC LOCOMOTIVES

R2755 CLASS 66 BR BLUE.....£59.95



R2946 4 CAR BR VEP UNIT.....£119.95

R3161 BR 2 - BIL TWO CAR SET.....£105.00

R3162 SR 2 - BIL TWO CAR SET.....£105.00

R3177 BR NRM 2 - BIL TWO CAR SET.....£105.00

R3260 SR 2 HAL GREEN.....£113.75

R3261 CLASS 08 NETWORK RAIL YELLOW.....£95.50

R3290 BR 2 HAL GREEN.....£113.75

R3293 BARNAL SHUNTER.....£25.50

R3393 TTS CLASS 47 RAILFREIGHT DISTRIBUTION SOUND.....£77.75

R3403 HST WESTERN REGION BLUE/WHITE LTD EDITION.....£189.95

R3481 CLASS 67 EWS WESTERN STAR.....£99.50

### COACH STOCK

R4074A/B GNER MARK 4 OPEN.....£22.00

R4075A/B GNER MARK 4 TOURIST.....£22.00

R4030C/D BR MAUNSELL CORRIDOR 1ST CL.....£31.70

R4034D BR MAUNSELL COMPO.....£35.00

R4538A UN CONVERTED BR/SR OPEN 2ND.....£23.50

R4670 GWR CLESTORY BRAKE.....£25.95

R4718 SR (LSWR) SFT 6 COMP BRAKE 3RD.....£42.00

R4719 SR (LSWR) SFT 6 COMP BRAKE 3RD COMPO.....£42.00

R4720 SR (LSWR) SFT 9 COMP LAY THIRD CLASS.....£42.00

R6678A LMS HORSEBOUR SUPER DETAILED.....£10.80

### HORNBY RAILROAD

R3086 LNER FLYING SCOTSMAN.....£76.00

R4312 PULLMAN PARLOUR CAR.....£17.80

R4313 PULLMAN BRAKE.....£17.80

R4332 LNER TEAK COMPO.....£17.80

R4333 LNER TEAK BRAKE.....£17.80

R4350 BR MK1 COMPO MAROON.....£17.80

R4351 MK1 SK CORRIDOR 2ND MAROON.....£17.80

R4352 MK1 SK CORRIDOR BRAKE MAROON.....£17.80

R4388 LMS MAROON COMPO.....£17.80

R4389 LMS MAROON COACH.....£17.80

R4523 GWR COMPOSITE.....£17.80

R4524 GWR BRAKE.....£17.80

R4525 GWR RESTAURANT.....£17.80

R4526 GWR OPERATING MAIL COACH.....£20.00

R078 DOUBLE TRACK FOOTBRIDGE.....£14.50

R4623 CAR TRANSPORTER.....£16.95

### POWER & CONTROL EQUIPMENT

R8012 H & M CONTROLLER DOUBLE TRACK.....£75.00

R8014 POINT MOTOR.....£7.50

R 044 POINT MOTOR SWITCH.....£8.50

R8206 POWER TRACK.....£5.30

R8243 SURFACE MOUNTED POINT MOTOR.....£7.50

**PECO**

### TRACKWORK

SL 90 DOUBLE SLIP.....£31.60

SL 80 SINGLE SLIP.....£29.00

SLE 190 DOUBLE SLIP FINESCALE.....£33.00

SLE 180 SINGLE SLIP FINESCALE.....£30.85

SL 99 THREE WAY POINT.....£25.00

SLE 199 ASYMMETRIC THREE WAY POINT FINESCALE.....£30.75

### ALL PECO TRACK AND ACCESSORIES STOCKED AT DISCOUNT PRICES



39525 SR GREEN PLY.....£24.95

39526 BR CRIMSON PMV.....£24.95

39527 BR GREEN PMV.....£24.95

39528 BR BLUE CO.....£24.95

### DIGITAL

95508 DYNAMIS PRO BOX.....£121.00

95557 3 FUNCTION 21 PIN DCC DECODER EMF.....£13.75

95566 8 PIN DECODER RAILCOM PLUS.....£14.50

95568 8 PIN DECODER RAILCOM PLUS.....£21.50

### LOCOS

31-001 ROBINSON CL 04 2-8-0 BR BLACK LATE.....£88.00

31-003 ROBINSON CL 04 2-8-0 LNER.....£88.00

31-004 ROBINSON CLASS 04 WEATHERED.....£95.00

31-1360C D11/2 EDIE OCHILTREE POST FREE.....£115.90

31-1670C L & Y BR EARLY FITTED 2-4-2T.....£98.95

31-168 LMS 2-4-2T EX L&Y CRIMSON.....£78.50

31-169 BR 2-4-2T EARLY BLACK.....£78.50

31-204 LMS PATRIOT MAROON SIR FRANK REE.....£123.00

31-265 MOTORISED LUGGAGE VAN BR GRN.....£77.00

31-266 MOTORISED LUGGAGE VAN BR GRN YELL PANEL.....£77.00

31326A CLASS 105 2 CAR GREEN WHISKERS.....£82.50

31426B 4CEP 4 CAR EMU BR GREEN.....£224.00

31-327 CLASS 105 2 CAR EMU BR GREEN HALF YELLOW.....£77.12

31379 2 CAR EPB GREEN EMU 5771.....£169.50

31-433 MIDLAND CLASS 1F 1739 LMS BLACK OPEN CAB.....£73.50

31-435 MIDLAND CLASS 1F 41726 BR EARLY VAC FIT ENC CAB.....£73.50

31434 1F BRITISH RAILWAYS HALF CAB.....£73.50

31461A C CLASS SOUTHERN.....£93.50

31-465 WAINWRIGHT C BR LATE CREST.....£87.00

31531 A2 BR GREEN TRIMBLUSH.....£133.50

31-575 WINDHOFF MPV NETWORK RAIL.....£105.00

31-577 WINDHOFF MPV NETWORK RAIL.....£110.00

31-635A CLASS 640X 0-6-0 PAINTER GWR GREEN.....£73.50

31636A CLASS 640X 0-6-0 PAINTER BR EARLY.....£73.50

31654 CLASS 47 NSE KINGS LYNN.....£104.00

31656 CLASS 47 TWO TONE GREEN WEATHERED.....£113.50

31-650S CLASS 47 47001 BR BLUE DCC SOUND.....£179.50

31659 CLASS 47 BR BLUE WEATHERED.....£112.50

31-690 LMS STANER MOGUL 2965 LMS LINED.....£123.50

31780 SWITHALL HALL BR GREEN LATE.....£119.00

31782 THIRLESTANE HALL BR LATE WEATHERED.....£114.70

31783 FOUNTAINS HALL BR BLACK EARLY WEATHERED.....£114.70

31-883 CLASS 4F 3848 MIDLAND BLACK CREST.....£78.50

31-884 CLASS 4F 44044 BR LATE WEATHERED.....£96.50

### SPECIAL OFFER BACHMAN INTERMODEL TWIN PACK 37-314.....£29.50

31-933 BR COMPOUND.....£84.50

31-965 A4 WILD SWAN.....£94.00

32-034 CLASS 20 GREEN 20141.....£85.00

35-050 LMR WEBB COAL TANK 1054 LMR BLACK.....£89.95

35-051 LMR WEBB COAL TANK 7941 LMS BLACK.....£89.95

35-052 LMR WEBB COAL TANK 58900 BR EARLY.....£89.95

32-084 CLASS 56XX GWR.....£66.50

32-085 CLASS 56XX BR BLACK.....£66.50

32-1158 CLASS 08 BLUE WEATHERED.....£92.50

32-119 CLASS 08 SCHENKER.....£82.50

32-120 CLASS 08 GREEN.....£82.50

32-131 GWR 45XX PRAIRIE 4539.....£75.00

32-290DS CL 101 2 CAR DMU NET SOUTHEAST DCC SOUND.....£203.00

32-331 CLASS 25 BR GREEN WEATHERED.....£84.00

32-389 CLASS 37 COLAS RAIL.....£103.00

32-391 DS CLASS 3177 COAL SECTOR SOUND.....£179.50

32408 CLASS 25/3 BR BLUE.....£83.00

32482 CLASS 40 97407 WEATHERED.....£118.00

32483 CLASS 40 GREEN D338.....£108.50

32494 CLASS 40 BLUE 40159.....£108.50

32533 CL 55 DELTIC ST PADDY TWO-TONE GREEN WITHD.....£118.50

32-540DS CLASS 55 DELTIC QUEEN'S OWN HIGHLANDER BLUE SOUND.....£186.96

32756 CL 57 603TINTAGEL CASTLE GWR.....£116.50

32781B CL 37041 BR BLUE SPLIT CODE.....£106.00

32787 CL 3710 D6714 BR GREEN SPLIT CODE.....£106.00

32788 CL 37284 BR BLUE CENTRE CODE.....£106.00

32068 WARSHIP RAPID.....£112.95

32067A WARSHIP D1836 POWERFUL BR BLUE.....£112.95

32069 WARSHIP D841 'ROEBUCK' BR GREEN.....£112.95

32-815 CLASS 47 INTERCITY SWALLOW.....£75.00



32-816 CLASS 47 RAILFREIGHT DISTRIBUTION DIAMOND JUBILEE.....£69.00

32-858 BR STD CL 9F 92189 BR BLACK L'CREST 1F WEATHERED.....£126.50

32-880 LMS 2-6-4T FAIRBURN.....£92.50

32-882 BR 2-6-4T FAIRBURN BR LATE CREST.....£99.50

32928 CLASS 150/1 2 CAR PROVINCIAL SPINTER WEATHERED.....£146.50

32-981 CLASS 66 416 FREIGHTLINER POWERHAUL.....£115.00

32-982 CLASS 66 434 DRS BLUE COMPOS.....£115.00

32-992 WICKHAM TROLLEY BR ENGINEERS YELLOW.....£59.95

35-075 E4 LBSC.....£84.95

35-077 E4 BR BLACK EARLY.....£84.95

35-078 E4 BR BLACK LATE.....£84.95


32-928 CLASS 150/1 2 CAR BR PROVINCIAL WEATHERED.....£142.50

32-937 CLASS 150/2 150202 2 CAR CENTRO.....£124.50



ALL ITEMS ARE OO, WHITE METAL KITS

### OO WATER CRANES



MM23 GWR Water Crane with M1188 Fire Devil.....£71.15



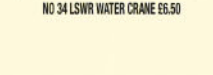
NO 23 GWR WATER CRANE £71.15



NO 4 MIDLAND WATER CRANE £7.35



NO 24 LNER WATER CRANE £7.45



NO 34 LSWR WATER CRANE £6.50



NO 155 BR STANDARD WATER CRANE £7.35



NO 88 LMS AND LNER PATTERN £5.95



NO 80 LSWR - MIDLAND - LBSC - GNR & NER PATTERN £5.95

### WATER CRANES

3 NORTH EASTERN.....£6.95

4 MIDLAND.....£7.35

6 GWR CRANED PLATFORM MOUNT.....£7.15

8 LANCS AND YORKS.....£7.35

11 GREAT CENTRAL.....£8.35

12 LONDON, TILBURY & SOUTHEND.....£7.35

13 NORTH STAFFS PLATFORM TYPE.....7.50





**46**  
Create realistic track



**52**  
Improve Dapol's 7mm '08'

# Workbench

29 pages of projects, advice and top tips that show you how




**58**  
Fit Kadee couplers



**62**  
Build an inglenook layout



**70**  
Fit DCC to a Hornby 0-4-0



**74**  
Devise a shunting game

## Meet the Model Rail Expert Modellers




**George Dent**  
Learn from one of the country's best modellers.



**Chris Nevard**  
Our ace snapper is also a hugely talented modeller.



**Mike Harris**  
Follow Mike on his journey to build his first model railway.



**Chris Leigh**  
Quite simply, what Chris doesn't know isn't worth knowing!



**Peter Marriott**  
Scenic guru! Knows what's available and how to use it.

Project difficulty ranges from easy; one screwdriver, to very hard; five screwdrivers.



# HOW TO: CREATE ULTRA-REA

Peco's new bullhead track gave fresh impetus to **CHRIS NEVARD's** stalled Forest of Dean project.

**O**ne of the biggest pitfalls in model railway construction is poor planning. All too often, potentially great layouts fail because things were not thought through properly at the outset.

I'd like to think that, with experience, this becomes less of an issue. Sadly, though, not in my case! Even after four decades of messing about with model trains, my embryonic 'Forest of Dean' project has fallen foul of the same trap.

As the previous instalments (MR221/226) have shown, I'd reached the stage of installing track and hand-built pointwork onto a set of baseboards from Tim Horn's excellent range of laser-cut plywood kits. However, I then struggled to visualise how the completed layout would look. Lack of modelling time has also been a factor. Basically, the layout was becoming a chore rather than fun.

## BREAKING TRADITION

A brief diversion into building a tiny layout ('Brew Street', MR229/230) restored my modelling mojo. Slapping down a few lengths of Peco track and turnouts proved a fun, liberating and time-saving experience, compared to my usual preference for hand-built track.

I was thrilled by the recent release of Peco's new bullhead track. Offering an interesting alternative to the excellent C&L and SMP ranges, its main advantage is its 100% compatibility with the existing Peco Code 75 system of track and points.

One thing I've learned over the years is the importance of using techniques suited to the amount of available hobby time. Comfortably juggling modelling between the day job and other interests

is vital: if the fun element goes, what's the point? This is why I think so many layout projects flounder.

Having confined my hand-built trackwork to safe storage, a box of Peco's bullhead rail was purchased and work gathered momentum once again. I prefer to lay my track onto a foamboard base, rather than direct onto the baseboard. This allows me to build up the track remotely, before gluing it to the baseboards. Fortunately, I had yet to secure the track module, so a change of heart was easy.

## FULL STEAM AHEAD

After downloading full-size track and point templates from Peco's website, they were printed off and a modified track plan devised. I'd already built most of the buildings for the layout, so they were also placed on the baseboards to gauge clearances and create a workable composition. This 3D planning is far more effective than working on paper alone.

The premise of 'Fountain Colliery' is a re-creation of a small, fictional colliery, deep within the Forest of Dean, Gloucestershire. Set in the post-war years, the production of coal continues, but the long-term future is bleak. Accordingly, the track and infrastructure has a somewhat melancholic air.

By the time you read this, the layout will have attended its first exhibition - the Warminster Finescale Show. Booking the appearance for mid-June was another way of motivating myself to get the layout finished.

An important lesson has been learned with this layout: keep it simple and keep it fun! **MR**



**CHRIS NEVARD**  
Photographer  
& modelling master

## FOREST OF DEAN PART 3

### DIFFICULTY



**ESTIMATED TIME**  
12 hours

### TOOLS NEEDED

- Knife
- Straight edge
- Files
- Track cutters
- Pliers
- Paintbrushes



**Main:** Although work on this layout stalled for nearly a year, Chris has finally finished another masterpiece.

**Left:** Peco's bullhead track is ideal for sidings and out-of-the-way places like 'Fountain Colliery', set within the Forest of Dean.





# LISTIC TRACK

## USEFUL SOURCES

- Peco point templates  
[tinyurl.com/86334bj](http://tinyurl.com/86334bj)
- Tim Horn baseboards and layout accessories  
**Tel:** 07920 510890  
**Web:** [www.timhorn.co.uk](http://www.timhorn.co.uk)






## HOW TO DO IT: LAY BULLHEAD TRACK




Some of the key buildings had already been constructed, so I had fun arranging Peco paper templates and trying out different scenarios over a fortnight... until my better half decided she wanted the dining room table back!




I cut a foamboard base on which to lay the track; it can be glued to the baseboard later. This makes track laying and wiring much easier, especially when working with a diorama/layout-in-a-box type of baseboard.



Once I'd settled on a track plan, the templates were fixed to the foamboard using a Pritt glue stick. It's important to double-check for clearances with rolling stock and buildings before any track is cut or joined.



Thankfully, Peco's new bullhead rail track is fully compatible with the same brand's range of finescale 'OO' turnouts, using standard Code 75 fishplates, making for rapid, easy progress.



With the fishplate rail joiners installed, a gap will remain between the sleepers of the track and the turnout. Popping in a spare sleeper, with the plastic chairs cut away, solves this problem.



To join lengths of Peco bullhead rail, use Peco's delicate new joiners (SL-114) for a realistic effect. No need to modify the sleepers, and the joiners resemble the bolted fishplates of the prototype.




Track sections and points were laid out on the baseboard to check the rail joints were tight, and adequate room was allowed for the buildings and scenic features. A 'dry' run is important, before the track is fixed in place.



The track assembly was then transferred to the foamboard sub-base and, after soldering power feeds, it was fixed with fast-drying cyanoacrylate glue. Work outside or in a well-ventilated room as the glue fumes are noxious.



When the glue has fully cured, the foamboard track base can be fixed to the baseboard with PVA glue. Drill holes for power feeds and point motors (if desired) beforehand. Ensure that the foam base is flat and level as the PVA dries.



After wiring and testing, a light layer of Halfords matt black aerosol paint is misted over the track, followed by a hint of red and grey primers. This 'tastes' track colour before ballasting. Clean railheads and switch blades.



Sprinkle and spread ballast over the track, then dribble diluted PVA (50/50, with a dash of washing-up liquid) over it to secure everything in place. Use a loaded brush to touch the top of the rail, allowing glue to flow into the ballast.



Leave for a day or two to set, then scrape any stray ballast off the rail sides, sleeper tops and from around the point blades. If you're portraying a main line scenario, this might be where you want to leave things.



## LAYOUT PLANS

Layout dimensions (excluding fiddleyards): length 130cm, width 30cm



13



So, how do I create that smooth fine ballast effect seen in sidings and yards? Well, my method is simple - if a little time-consuming. First, smear DAS modelling clay (Fimo is good too) over the ballast with your fingers...

14



...then use a damp, stiff brush to manipulate the clay, with a smaller brush and a little water to wash away excess from rail chairs. Underlying ballast must be thoroughly dry and, preferably, an exterior grade of PVA glue employed.

## GROTTY GROUNDWORK


Tester pots of matt emulsion are great for scenic work, with moody shades being ideal for portraying grotty industrial scenes. I tend to begin with a darker colour around the track, before gradually blending paler colours further away from the rails. A little water helps to blend the shades - experimenting on a scrap surface is recommended.

If you make a mistake, just let what you've done dry before starting over again. Be prepared to go over areas a few times until you achieve the desired effect.

There's no point suggesting specific paint colours, as the names tend to change with prevailing fashions. Try to avoid anything too dark, though. How the ground appears in real life, compared to how it looks from a scale of 100 feet away, is very different.

The final job is to paint the sides of the rails. A chocolate or dark leather shade works better than stock 'rust' colours, which can be too orange for old, rusty rails. Rather than paint a solid colour, I employ dry-brushing for a subtle effect, wiping most of the paint off the brush before wiping it over the rails.

Finally, pale grey shades are dry-brushed over the dark sleepers, helping to pick out the surface relief, especially of the simulated wood grain. Don't forget to keep the railheads and point blades clean.





## OVERGROWN TRACK

To suit the period and location, I wanted the track on this layout to be overgrown with weeds. Great results were achieved with static grass, grass tufts and a little scatter, secured with small, random blobs of PVA applied with a small brush. Autumn and

winter grass shades are preferred, producing a convincing late summer, bleached look.

After 12 hours, the glue will dry clear and extra grass clumps, from War World Scenics ([www.war-world.co.uk](http://www.war-world.co.uk)) can be added, along with a little traditional scatter here and there

for variety. When happy, a light misting with cheap hairspray will hold everything in place.

Before running trains, you'll need to remove any stray fibres from the railheads, point frogs and blades.

## HOW TO DO IT: CREATE OVERGROWN TRACK



I tried to keep the glue away from the rail sides, and lightly diluting the PVA proved beneficial (around 80% glue to 20% water). It's not an exact science, so have a go yourself and see what works best.



While the glue is wet, apply 6mm-long grass fibres over the track (if working in 'N' gauge, try 2mm fibres) with your chosen static grass applicator. Any type of static grass will work, including a simple puffer bottle.



Before the glue fully sets, run a vacuum cleaner over the track (keeping the nozzle a few inches away from the surface) to remove any stray fibres. This also helps the grass to stand upright, but take care to avoid removing it entirely!





**COMING SOON...**

Look out for the next instalment of Chris Nevard's layout building series, where he reveals how he created the wonderful buildings on 'Fountain Colliery'.

# Win!

## Laser-cut baseboard kit

Chris Nevard's 'Fountain Colliery' uses Tim Horn's laser-cut baseboard kits as its foundation - and we've got one to give away to one lucky reader.

The kit measures 122cm by 47.5cm with a Full Scenic/Photo box and it's worth £91.67.

If you want to win this baseboard, go to [www.model-rail.co.uk/model-rail-competition](http://www.model-rail.co.uk/model-rail-competition) and answer the following question:

**Q: Who is usually credited with inventing the 'inglenook' trackplan?**

**A: Alan Wright**

**B: Ian Wright**

**C: Orville & Wilbur Wright**



**Closing date:**  
**JULY 29**

\* Kit may differ to the one illustrated

Don't have the internet? Send your answer, plus your contact details, to Baseboard Competition, *Model Rail*, Media House, Lynchwood, Peterborough Business Park, Peterborough PE2 6EA. For terms and conditions, go to [www.bauerlegal.co.uk/competition-terms.html](http://www.bauerlegal.co.uk/competition-terms.html)



# HOW TO... **IMPROVE DAPOL'S 7m**



A fan of the late 1980s BR scene, **GEORGE DENT** wondered if Dapol's Class 08 could be modified to better represent one of Tinsley's celebrity shunters.



**MODEL**  
Dapol 7D-008-002  
BR Class 08  
• **Price:** £225.00 (rrp)

**AVAILABILITY**  
Dapol stockists  
• **Web:**  
[www.dapol.co.uk](http://www.dapol.co.uk)

**DIFFICULTY**  
  
**ESTIMATED TIME**  
18 hours

**TOOLS NEEDED**  
• Knife  
• Tweezers  
• Mini drill & bits  
• Mini screwdrivers  
• Abrasives  
• Pliers



**D**apol's first foray into 'O' gauge diesels, the BR Class 08, turned out to be a wonderful model, offering an affordable route into larger scale modelling that has inspired many to consider dabbling in 7mm:1ft scale.

While the overall level of accuracy and realism is impressive, the choice of the earlier style body - with large bonnet door hinges - limits its application, especially to modellers of the late BR and privatisation scenes.

Dapol has yet to announce plans for a re-tooled '08', so I'd been pondering the possibility of modifying the existing bodysell to represent one of the longer-lived 'Gronks'.

After settling on a suitable prototype, research revealed that the model would

The modified bonnet doors and hinge detail have created a much more authentic rendition of a late 1980s BR 'Gronk'.

need a few detail tweaks in order to portray the real 08434. As well as cutting away the bonnet door hinges, one of the louvred equipment boxes must also be removed from the running plate, meaning that the missing door sections would have to be filled in.

## QUICK STRIP-DOWN

The conversion work didn't prove overly challenging, helped by the ease with which the model can be stripped down to its component parts. A handful of screws hold the main sections together, while smaller fittings and cab glazing are retained with a strange gum-type adhesive. While it offers a strong bond, the parts are readily pulled apart and the 'gum' simply wiped

away, leaving no residue. This was a real boon, so full marks to Dapol!

As well as the door alterations, a few other minor detail tweaks were necessary. Many Class 08s had the number of headlamps reduced from four to two, while my particular model also needed the radiator access ladders removing. A set of wipers was also added to the cab windows, scratchbuilt from fine copper wire.

There are other potential detail upgrades for the more determined modeller, not least the addition of bonnet top lifting lugs. I'd toyed with the idea of adding these, but decided




# m CLASS 08



## HOW TO DO IT: UPGRADE DAPOL'S '08'




Dapol's Class 08 is simple to dismantle, following the supplied instructions. Begin by removing the two small screws affixing the body to the chassis. Keep the screws in a safe place.

**2**

The bonnet and cab is then freed from the metal running plate by removing two further screws. The glue bond needs to be gently broken, peeling the bonnet away from the running plate.

**3**

If your prototype warrants it, pull away the equipment box from the bonnet side. Remove the handrails and push out the glazing. The radiator access ladders and cab doors are held in place by small wire pins.

**4**

Remove unwanted numbers and emblems with fine sanding sticks. As I planned to repaint the model, it didn't matter that the black plastic was revealed through the livery. Take care not to remove the fine detail.

not to, probably for the same reason that Dapol left them off in the first place. Given that the bonnet top is designed to unclip to allow access to the interior, any fine detail additions are at risk of damage.

Thanks to some natty decals from Railtec, my rendition of 08434 depicts the humble 'Gronk' in the last years of its life, adorned with the unofficial name 'Midland', courtesy of Tinsley shed staff. With its shabby blue paintwork and weathered finish, my Dapol '08' now looks much more appropriate for the 1980s-era layout that I've been dreaming up... **MR**


### SHOPPING LIST

- Alclad II primers, Lifecolor paints & pigments, airbrushes and equipment  
The Airbrush Company  
Tel: 01903 767800  
Web: [www.airbrushes.com](http://www.airbrushes.com)
- Transfers  
Railtec  
Web: [www.railtec-models.com](http://www.railtec-models.com)
- RailMatch enamel paints  
Howes Models  
Tel: 01865 848000  
Web: [www.howesmodels.co.uk](http://www.howesmodels.co.uk)





Carefully pare away the moulded door hinges, removing a little material at a time. A shallow wood carving gouge (No. 4 sweep) proved particularly effective. A flat blade brings the risk of 'digging in' and creating a recess.



Finish the flattening work with successively fine grades of abrasive pads. The Flex-i-File range offered by Albion Alloys is particularly useful ([www.albionhobbies.com](http://www.albionhobbies.com)). Avoid damaging other raised details where possible.



15thou' (0.4mm) plastic card made up the missing door sections, secured with cyano glue. When dry, the gaps were filled with putty. Missing door hinges were added from 0.9mm brass wire and plastic strip.



For later era '08s', the two centrally mounted light units must be removed from the cab and nose ends, along with the cable conduit. Pull away the lights and fill the apertures with plastic strip and putty.




Allow the filler to cure before flattening the surface with abrasives or a sharpened mini screwdriver blade. Check your prototype to see if any lamp brackets were removed or repositioned.



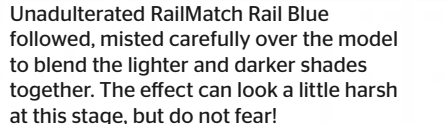
After thorough cleaning to remove debris and grease, a white primer coat was built up over the modified areas of bonnet and cabs. Preserve the wasp stripes on the nose and cab ends with masking tape.



Unadulterated RailMatch Rail Blue followed, misted carefully over the model to blend the lighter and darker shades together. The effect can look a little harsh at this stage, but do not fear!



The red coupling rods need to be repainted and it's much easier to treat these away from the model. Gently unscrew the crankpins with a small spanner and keep them in a safe place.



After degreasing the rods, they were primed and painted yellow, along with the modified cab ends. Yellow is an awkward colour to apply and is best built up over several light coats.







Careful prototype study can reveal interesting quirks worthy of replication. A damaged overhead warning symbol has been joined by a later equivalent.

### 08434 FACTFILE

- Built in 1958, at BR Derby Works.
- Original number D3549.
- Loaned briefly to National Coal Board in late 1980s.
- 'Midland' name applied circa 1988 at Tinsley shed.
- Withdrawn from Derby shed, February 1992.
- Scrapped at Margam in 1994.

**TOP TIP**

During dismantling, store all parts securely in a re-sealable bag or tin, marking them clearly to avoid confusion during reassembly.



15



The black elements of the wasp stripes were re-established with careful hand-brushing. Perfection wasn't essential, as subsequent weathering would disguise any discrepancies.

16



Re-fit the handrails, re-drilling the mounting holes if necessary (in case they're clogged with paint). Add any extra handrails if your prototype demands it, touching in the paintwork by hand.

17



After several clear gloss coats, the Railtec waterslide decals were applied. Micro Set, applied to the surface before the decals, aids adhesion. Leave overnight to dry before sealing with satin varnish.






A mixture of LifeColor UA701 Dark Rust, UA722 Roof Dirt and UA723 Weathered Black was applied to small areas of the bodywork, then mostly wiped away, aided by Liquid Pigments Remover.



A little LifeColor PG101 Dark Earth dry pigment was mixed with the same paints and stippled onto the chassis with a flat brush, working the medium into all of the nooks and crannies.



The hand-applied weathering was then refined with an airbrush, loaded with a mix of Tamiya acrylics: XF79 Linoleum Deck Brown, ZF24 Dark Grey and XF1 Flat Black. Work around the recesses and body panels.




The airbrush also refines the chassis frames. Add a little more black to the mix to create shading around the raised detail and a more brownish tint around the brake gear.



The connecting rods and parts of the chassis were treated to oily streaks, courtesy of LifeColor's Grease Effect paints (UA262 Dirty Grease and UA263 Grease). These dry to an oily, glossy sheen.



Before reassembly, be sure to clean the wheels thoroughly. A liquid cleaner, such as Track Magic from Deluxe Materials, will shift dried paint. Remember to clean the inner faces upon which the wiper pick-ups bear.



The opportunity was taken to enhance the cab interior with weathering washes and dry pigments. Dry-brushing also helped to pick out the various details. A driver in a suitably grubby uniform completes the picture.



After re-glazing and assembly, blend in any areas of the weathered finish with the airbrush, for a seamless transition from the chassis to body. We don't want it to be obvious that the parts have been treated separately.




Finally, a set of windscreen wipers had to be fabricated. I used black-coated 28gauge copper jewellery-making wire, bent to shape and secured with a dab of PVA glue within drilled mounting holes.

The modulated livery shades and subsequent layers of weathering really bring the Dapol model to life.



## LEARN MORE

Discover more of George's weathering tricks and tips in his forthcoming book, *Weathering for Railway Modellers, Volume One*, due out later this year. See [www.crowood.com](http://www.crowood.com) for more details.







Many locomotives received unofficial adornments in the late 1980s, courtesy of staff at local depots. See next month's *Model Rail* for more on this subject...

#### SEE MORE

Keep up to date with George's projects by visiting [www.model-rail.co.uk](http://www.model-rail.co.uk) and clicking on 'George's Blog' on the navigation bar  
■ Also visit [www.instagram.com/dentmodelmaker](https://www.instagram.com/dentmodelmaker)





**CHRIS LEIGH**  
Consultant  
Editor

## CORNISH COASTAL LAYOUT PART 10

### WORK DONE

- MR216 Village planning
- MR218 Lattice girder bridge
- MR220 Medieval castle
- MR221 Cassette fiddleyard
- MR222 Modelling cliffs
- MR226 Modelling a village
- MR228 Build a harbour
- MR229 Install buildings
- MR232 Build a modern station

### DIFFICULTY



### TIME TAKEN

One day

### TOOLS NEEDED

- Jeweller's screwdrivers
- Pliers
- Needle files
- Pin chuck and small drill bits



# FIT KADEE COUPLERS

Not a fan of tension locks, **CHRIS LEIGH** explores the possibilities of this US coupling system to bring realistic, hands-free shunting to 'Polwyddelan'.

**C**ouplings have always been an issue for me. I grew up with the Hornby-Dublo/Peco Simplex coupler which was OK when it was made of metal. Though it was prone to uncouple unexpectedly, you could easily adjust it with a pair of pliers.

When Hornby-Dublo started using plastic versions, however, these were more prone to uncoupling and impossible to adjust. Worse still, with the switch to the massive Tri-ang tension lock coupling, it was only marginally improved when both Bachmann and Hornby opted to reduce the size of the tension lock.

However, the current tension lock, in almost universal use on British outline models, is far from satisfactory, in my view. It consists of a plastic loop to

which a vertically pivoting pressed metal hook is attached. The coupler may be clip-fitted into an NEM pocket on more recent models, but on older toolings it may be attached with a self-tapping screw or even moulded as part of the chassis or bogie. In theory, this should operate correctly with the smaller version, but in practice it doesn't.

In my experience, the metal hook of the modern tension lock is usually loose on the pivot and frequently falls off, rendering the coupling useless. As I write, I have one such hook lying on my desk. I've no idea where it has come from - probably a review sample.

Uncoupling requires the use of a ramp arrangement to lift the hooks, but on my layout I found that the standard Peco ramp fouled the

low-hanging gear covers of my Bachmann diesels. I considered home-made ramps using clear acetate, with a lever arrangement to raise and lower it, but realised that I don't have the mechanical skills to make something that would actually work.


Of course, the traditional British full-size coupling, a hook and three large chain links, is coupled and uncoupled by hand. In model form it's impossible to automate. On my 'Black Dog Halt' layout, I used scale three-link and screw couplings because I wanted authentic appearance. It was also a largely straight layout so there was no problem with buffer-locking on curves.

Trying to couple three links, at arm's length, while leaning over the back-scene, proved near impossible. The resultant fiddling and cursing, in front of






## HOW TO DO IT: CHANGE COUPLINGS



On most modern ready-to-run wagons, the tension lock coupler is fitted in a pivoted NEM coupler pocket. The coupler simply unclips by pulling it out.




The Kadee No. 18 is the mid-length of the three versions designed to fit in an NEM pocket. There are four couplers in each packet and it is worth having packs of each of the three sizes available.



I've fitted this box van with the mid-length coupling, which will look good for a vacuum-braked train with wagons closely coupled, but might be too short for sharper curves.



The mid-length coupling on this 'Toad' brake van is likely to be too short, allowing buffer faces to come into contact on curves and cause derailments. A No. 19 will be a better choice.



It was disappointing to find that the Bachmann china clay wagon does not have NEM pockets but a larger tension lock, held in place with a self-tapping screw.



For these wagons I used the 'standard' Kadee coupler as supplied for the US market. There are different versions for every eventuality, but Nos. 23 and 28 should be a good start.



The standard Kadee coupler is assembled from four parts - the coupler, a phosphor-bronze spring and a two-part plastic box, called the draft gear box. A brush of liquid poly cement will ensure the draft gear box remains assembled.



The Bachmann 'clay hoods' don't have NEM pockets, so the tension lock must be removed by simply unscrewing it. I used the screw and mounting spigot to attach a standard Kadee.




Kadee produces a neat little coupler height gauge which fits over the rails and has a coupler pre-installed at the correct height. A quick check showed that my wagon coupling was far too low.



Mounting the coupler direct to the wagon floor would bring it to the right height and it would look better, too. I sawed off the three mounting spigots with a razor saw. Be careful of your fingers!



The remaining stumps of the spigots were filed off. I rested the wagon on an old paintbrush to avoid damaging the rather fragile buffers. The factory weathering was quite thorough!



I drilled out the mounting hole and used the same self-tapping screw to mount the coupler to the floor. The screw protrudes inside the wagon, but these vehicles are to be sheeted over, so it won't be seen.



13



Another check against the height gauge shows that the coupler is now mounted at the correct height. Draft gear box couplers can be glued in place, but a screw fixing is more dependable.

15



A check of the bogie against the coupler height gauge shows that a Kadee fitted on top of the coupler mounting plate will be at the right height. The locating pin can be cut off.

17



The E-Zmate coupler fits the Kadee draft gear box and has its own built-in centring springs, so the Kadee spring is not needed. The long shank on this coupler protrudes far enough for the Mk 3 coach.

an audience, was acutely embarrassing.

There are other couplings which have been devised by modellers to overcome some of the problems. I have no desire to manufacture my own couplings and I dislike the wire-across-the-buffers arrangement, which ruins the look of locomotives and stock.

An alternative is the miniature buck-eye made by Kadee. It employs a simple uncoupling arrangement which uses a magnet mounted between the running rails.

The biggest problem with Kadee couplings has been that ingenuity was sometimes required in order to mount them in the correct position on cars that were not designed to accept them, and which still had the remnants of a much more cumbersome coupler in place. Over time, Kadee produced more and more versions of the same coupler, designed to be

14



On Hornby Mk 3 coaches, the tension lock couplers are clip-fitted to the bogies. The bogie simply unclips from the coach and the coupler and its retaining plate can then be unclipped.

16



I only had one length of Kadee coupler available to fit a draft gear box, and this was not long enough for the Mk 3 coach. Fortunately, I had long shank Bachmann E-Zmate couplers available.

18



A medium-length coupler in the NEM pocket of the Class 57 works well with the long-shank E-Zmate coupler in a Kadee draft gear box mounted on the bogie of the Mk 3 coach.

mounted in different ways. The uncouplers, too, were developed to include electro-magnetic operation and hidden magnets, alongside the original concept. Of particular interest to me were Nos. 17, 18, and 19 couplers, because these have the 'swallow tail' to enable their use as direct replacements in the European NEM coupler pockets.

I began to wonder if Kadee couplings would suit my needs on 'Polwyddelan'. I've seen them used successfully on British-outline models, but I had always discounted them on the grounds that they did not look very British, and that buffers (which are absent from US equipment) might interfere with their operation.

As I reached the point where the coupling issue on 'Polwyddelan' needed to be resolved, I noticed some Kadee items on sale in my local model shop, Trains4U in Peterborough.

## COUPLING STYLES

The traditional British coupling consists of three hoops of chain and a hook on each item of rolling stock. There were variations, such as a screw coupling where a bar and thread allowed the coupling chain to be tightened.

Buck-eye 'knuckle' couplers are very North American to British eyes, but there is historical precedent for using them on British layouts: Nigel Gresley fitted buck-eyes to his 'A4s' and main line coaches, whereas they're also used on rakes of Mk 1-Mk 4 coaches, as well as many new types of freight vehicle.



An afternoon spent with a screwdriver and a razor saw was sufficient to change the couplings on all the stock I need for 'Polwyddelan'. Only two trains, a passenger train of BR Mk 3 coaches and a china clay train, will actually have locomotive changes, and these will be simple sequences designed to demonstrate DCC control. Only the couplings on the ends of the rakes will be changed, tension locks being retained within each train. The relevant locomotives will have Kadee couplers on both ends.

Kadee buck-eyes don't look remotely like British three-link couplings, but nor do tension locks. I think the Kadee items look marginally less obtrusive than tension locks, but that may be because I've become accustomed to them on all my Canadian stock. The great advantage of vehicles fitted with NEM pockets, however, is that you can give Kadee couplings a try and, if you don't like them, you can simply re-fit the tension locks.

Initially, I equipped a locomotive and one clay wagon, and installed one uncoupler. It worked first time, and that convinced me I had done the right thing.

Start by equipping yourself with one pack each of Kadee Nos. 17, 18 and 19. These are the three different lengths available to fit NEM pockets. You can use trial and error to find the best length for each particular item of stock. **MR**

RADHARC IMAGES/ALAMY

CLIFF HIDE STOCK/ALAMY



## HOW TO DO IT: INSTALL THE UNCOUPLER



Kadee produces several different uncouplers for different types of installation. There's even one that you can hide underneath the sleepers. No. 312 is the simplest to install.



The No. 312 is simply a magnetic strip. The pack contains two strips, which was all I needed, one for my platform road and one for the siding. I rested this one in position while I was deciding exactly where it should go.



I used a sharp point to mark the position on the sleepers and then cut them away with a razor saw. Because the track is mounted on thick Woodland Scenics underlay, cutting was an easy process.



The magnet was temporarily positioned in the slot once the debris of sleepers and ballast had been removed. It needs to sit just above rail level - the instructions say  $\frac{1}{64}$ in - but 'just above' will do.



I found that a little packing was necessary, in the shape of a piece of 30thou plastic sheet. It was glued in place and the magnet - chamfered edges downwards - was glued on top.

7 The Class 25 has NEM pockets so the coupler change was a straightforward swap. In order to couple to the wagons, they must be propelled off the uncoupler. They will remain coupled provided they are not stopped over the uncoupler.



8 The uncoupler in the station platform road is positioned to allow a Class 57 and Mk 3 coaches to be uncoupled. Otherwise, it works in exactly the same way. Coupler 'droop' may require the drop-arms to be adjusted from time to time.



### KADEES - WHERE TO BUY THEM?

They might be made in the USA, but there's a wide number of stockists in the UK. Mine came from Trains4U in Peterborough, but a quick Google search revealed Gaugemaster, Express Models, Sherwood Models, DC Kits and Hatton's as stockists, among others.







# HOW TO... BUILD AN 'INGLENOOK' LAYOUT



**PETER MARRIOTT** recycles old materials to make a layout that's big on play value yet small on space requirements and quick to build.

**N**ot another small layout from that bloke Marriott, I hear you cry. Sorry, but it's true. I had a couple of reasons for building this one: firstly, I wanted to recycle a baseboard; secondly, I wanted somewhere to run my new NCB '57XX' 0-6-OPT.

I accept that these are pretty unusual reasons for making a new layout, and they must seem even more so when I admit that I bought the NCB '57XX' on a whim.

I missed out when it was a ModelZone limited edition, but then I saw one on Hatton's website, so bought it.

The baseboard was one that I built years ago. I'd removed most of the scenery from it and had planned to take it to the tip, before realising what a waste that would be.

It gave me the opportunity to try something that I'd always wanted to: the 'inglenook' concept. I could build a shunting puzzle layout with just two points on it, while having a play around with a few products I had in stock and had not yet found a home for.

The name of 'Rowley Goods' was inspired by my former West Midlands stamping ground of Rowley Regis. The layout would not resemble that double-track suburban line in any way, other than it plays host to GWR motive power. Currently in the hands of the London Midland franchise, Rowley Regis station has always looked a bit run-down to me.

My inglenook design has three sidings: one is used to store a diesel railcar for passenger shuttles, while the other two are used for a small goods yard. The operational potential is the absolute minimum that anybody would want, but by the same token I wanted to prove that you can build a layout with some 'play value' in a small space.

You may raise your eyebrows at some of the choices I've made - such as using foam ballast underlay - but I also wanted to prove that you could make a layout with play value in a small space really quickly. **MR**

## 'INGLENOOK' FACTFILE

**Scale:** 'OO'

**Dimensions:** 1.1 metres by 0.40 metres on one baseboard

**Era:** 1940s to present

**Location:** various - an NCB branch line before closure, GWR rural single branch line or modern single track line

**Track:** Peco Streamline Code 100 sectional

**Weathering of track:** Humbrol acrylic dark brown aerosol

**Ballast:** foam strip

**Buildings:** Bachmann Scenecraft, Best and Hornby Skaledale

**Trees:** improved Heki foam-based trees

**Landscaping:** Woodland Scenics Plaster Cloth laid over hard foam and cardboard landscape formers

**Scenic materials:** Heki, miniNatur, Noch, Treemendus and Woodland Scenics

**Weeds:** Model Landscape Company grass tufts, Noch laser-cut plants and Walthers Botanicals

**Road:** Woodland Scenics Flex Paste

**Detailing accessories:** Sankey Scenics and Ratio

**Locomotives:** Bachmann, Heljan and Hornby

**Wagons:** Bachmann, Dapol and Hornby

**Time to build:** 20 hours, plus the time to build the baseboard

**Total cost of the layout:** around £70, plus the baseboard






## Factfile: No. 7754

The locomotive that kickstarted the 'Rowley Goods' inglenook project was GWR '57XX' 0-6-OPT No. 7754, which was sold by BR to the National Coal Board in 1959. It started work at Talywain Colliery but was transferred to Mountain Ash in 1970, where it worked until it failed in 1975. As the last GWR locomotive in revenue-earning service, it was acquired by the National Museum of Wales and placed on loan with the Llangollen Railway. It is currently under overhaul.

ModelZone commissioned a limited run of 500 Bachmann '57XX' as NCB No. 7754 in 2010. I missed it the first time around, but subsequently found one second-hand. Pictured here is No. 7754 shunting wagons at 'Rowley Goods'.

Right: No. 7754 rests inside the shed at Mountain Ash Colliery on June 28 1972. GORDON EDGAR/RAIL PHOTOPRINTS







**AVAILABILITY**  
In the UK: ER-Decor  
from Train Terrain  
Tel: 01603 737430

**DIFFICULTY**



**ESTIMATED  
TIME**  
20 hours

### TOOLS AND MATERIALS NEEDED

- 2mm mounting card
- Resealable cutting board
- Steel ruler
- Craft knife with a new blade
- Woodland Scenics Poly Fiber
- Extra-hold unscented hairspray to fix the scatters to the Poly Fiber
- A selection of fine scatters
- PVA or other adhesives to hold the Poly Fiber and retaining wall to the cardboard
- Acrylic paints or weathering dyes or chalks (if weathering the retaining wall)
- A selection of paintbrushes

### TRACK AND BALLAST

I normally favour finescale track, which makes a big visual difference to a layout. However, because this is a quick and economical project, I reused some Peco Streamline Code 100.

The quickest way to improve Code 100 is to weather it by giving the whole thing a blast with Humbrol acrylic aerosol. It takes two minutes, is really effective, and easy to remove from the rail heads. I accept that foam ballast underlay is unrealistic, but I feel justified in this case as I'll probably reuse the baseboard again in the future. With that in mind, it's easier to remove the foam than it is to chip away at glued ballast grains.



## HOW TO DO IT: BUILD AN INGLENOOK




This baseboard has already been used for two previous layouts. It's actually one of the best I've ever built, but the timber for the frame is a little too large, which makes it rather heavy. I decided to keep the hard foam Woodland Scenics Riser.



I needed to provide a foundation for the goods yard, so I used more Woodland Scenics Risers. Cut the risers with a foam cutter or knife, butt the pieces against each other and then use foam tack glue to fix them in place. Hold with foam nails until the glue clears.



With the foam landscape in place, I covered the whole layout with plaster cloth. I cut up small pieces, dunked them in water, and laid them in position, slightly overlapping. Then I laid out the track, complete with foam underlay (see panel, left).



A framework of 3mm mounting cardboard was the basis for this storage tunnel, with several layers of plaster cloth on top of the cardboard. In this shot, a piece of ER-Decor retaining wall is positioned to see what its effect would look like.



The first step is to apply a base colour. By doing so, if the subsequent scenery is knocked, you won't see white coming through from underneath. I used green Humbrol aerosol for the scenic areas and a grey colour for the goods yard.



It's been quite a long time since I last used foam underlay. I set myself the challenge of making it look as realistic as possible by weathering it with some Humbrol 93 Desert Yellow.



After cleaning the railheads with a track rubber, I started to assemble layers of static grass to create weed-infested track. Apply drops of PVA glue and use short fibres so that they don't get snagged by your rolling stock.



The tunnel roof and side were made from 2mm mounting card. After painting with green aerosol, I applied a base layer of static grass. The ER-Decor retaining wall was glued in place.



The top and side of the tunnel was covered with Woodland Scenics Poly Fiber, fixed in place with PVA. By adding Poly Fiber on to the top of the wall, a good blend with the landscape was possible. The join is not that apparent!



10



To blend the retaining wall still further into the surrounding landscape, I carefully teased out some Woodland Scenics Poly Fiber and fixed a selection of fine scatter material to it using extra-hold hairspray.

11



By using Poly Fiber both on the top of the hillside and on the removable side of the tunnel, the join on the top of the hillside has been hidden. A Hornby Class 153 DMU emerges from the storage siding beneath the trees.

12



To cut the ER-Decor retaining walls, a steel ruler, a self-sealing cutting board and a sharp craft knife are needed. Multiple passes of the knife are required before the excess piece can be 'snapped' off.

13



A section of concrete-effect retaining wall is positioned alongside the road. PVA glue was used to fix the wall to the foam landscape and Woodland Scenics Foam Nails (T pins) were used to hold the wall upright as the glue dried.

14




Once the PVA glue had completely dried, I then used a combination of Woodland Scenics foliage mats or Heki Blätterflor to blend the concrete-effect retaining wall into the landscape around it.

15



Weathering is an optional next stage: dyes, chalks and dry-brushed acrylic paints are just some of the products that can be used for this. If the layout is in an urban environment, you might want to add some graffiti.

TOP TIP



I really wanted to make 'Rowley Goods' deeper, but just didn't have the space to do so. However, when I get it out to play, I position various buildings behind it, mounted on all sorts of household odds and ends and, when viewed from lower down, it works well.






As a base colour to the white plaster cloth I used Humbrol green acrylic spray paint. Once this was dry, I added a layer of green sawdust-based scatter material on top of a covering of PVA glue to add a little depth to the base scenics.



I wanted to portray a late summer landscape. The first layer of static grass was made from bright green 4.5mm fibres. I half filled an FMR electrostatic applicator with 6mm late summer fibres and applied them to wet PVA.



## THE HIDDEN SIDING

A fiddleyard serves both a practical purpose (you have a space in which to swap trains around) and a symbolic purpose (your trains leave the layout and go somewhere else, in the wider world).

This layout was so small (110cm by 40cm) that I didn't have room for a fiddleyard. However, I wanted somewhere to represent the 'rest of the world' - somewhere to hide my railcar so that it looks as though it has embarked on a journey somewhere.

I decided to create a hidden tunnel from one of the sidings. Inspiration came from Germany. At Emmelshausen, in the Rhine Valley, a single track line leaves the terminus and curves its way through tall and overhanging trees that are so densely packed they made a virtual tunnel. I thought that something similar would work here.




To add the illusion of thick undergrowth on the banks and the top of the tunnel I spread out more PVA and then teased out Woodland Scenics Poly Fiber thinly over the wet glue and pressed it in lightly.



Once the Poly Fiber was firmly stuck to the landscape, I sprayed it with extra-hold unscented hairspray before immediately sprinkling on very fine, light green scatter to represent leaves. The spray holds it in place.



I use acrylic paint to hide Heki's shiny plastic tree trunks. Look at real trees to see if the trunk needs to be painted grey or shades of brown. Only the trunks will be visible, so you don't need to worry about the rest of the tree.




I chose a shade of green that was a little darker than the foliage. I dabbed a little on to the underside of the branches, as well as on to the foliage itself. This will create the impression of shade.



Spread a little PVA adhesive or spray a little unscented extra-hold hairspray over the foliage. Sprinkle on a slightly lighter shade of coarse or fine scatter, or some Noch Laub or Treemendus scatter, to represent individual leaves.



The road on an incline to the small goods yard was mainly made from mounting card. Once the road was given its first coat of paint (Woodland Scenics Road Colour) I could see that it was still too rough to be realistic.



I used some fine Tamiya glass paper to smooth the surface and then repainted it. When I was happy with the road surface, and the paint had dried, I turned my attention to the verges. The first job was to apply some PVA.



I then applied more static grass fibres to the road verges to make them blend into the landscape. There was no need to add any other markings because it's only a single-track access road to the small goods yard.





I am still not sure why, but once the surrounding landscape was completed I noticed various 'potholes' in the road surface which I needed to remedy. That's where Woodland Scenics Flex Paste comes in handy.



The white Flex Paste is quite easy to work with, and is lightweight. I pushed the paste into the dents in the road surface with a damp spatula, then smoothed the surface with a damp wooden stick.



There are just two small buildings on the layout. The smallest is a laser-cut timber hut from BEST (Bollinger Edgerly Scale Trains) of USA. You can order from [www.besttrains.com](http://www.besttrains.com). The other is a weathered Hornby Skaledale lamp hut.

**MODEL**  
Peco SL-40  
rail-built bufferstop  
• Price: £1.70

**AVAILABILITY**  
Peco stockists or  
[www.gaugemaster.com](http://www.gaugemaster.com)

**DIFFICULTY**



**ESTIMATED TIME**  
30 minutes

**TOOLS NEEDED**  
• Scalpel with fresh, sharp blades  
• Paintbrushes  
• Acrylic paints  
• Polystyrene cement

## Bufferstop

All sidings need some form of protection to prevent railway vehicles from rolling off the end. The most common are bufferstops, triangular-shaped devices often made from curved and bent rails, although a sleeper chained to the rails is commonly used as a low-budget alternative. Other options include stockades made from sleepers, infilled with earth and rubble.

Bufferstops are seen all over the railway network and are a finishing touch to all sidings. There is a huge range of suitable products, in all scales.

Again, the nature of the project meant that I went with the simplest option - Peco's SL-40 rail-built bufferstop. If I'd had more time, I'd have gone with something a little more elaborate, perhaps featuring an illuminated stop light, such as those available from DCC Supplies, Train-Tech and others.

## HOW TO DO IT: FIT A PECO BUFFERSTOP



Here are the three pieces of the Peco rail-built bufferstop. Remove any flash with a sharp blade or sanding sticks. You might want to reduce the excessive length of the locating pins. This can easily be done with a sharp craft knife.



A rail-built bufferstop opposite the passenger platforms at Northampton station.



To assemble the stop, push the locating pins through the beam and secure with some poly cement. It can be fixed to the rails using a few blobs of PVA, contact adhesive or instant adhesive (cyanoacrylate).



The Peco kit is rather glossy, and therefore slightly unrealistic for my requirements. To make it more in keeping, I toned down the finish with acrylics, followed by dry-brushing and weathering chalks.






The finishing touches are to apply weeds around the base and to pick out where the buffers would make contact - as well as the oil lamp - in white.



# ON SALE NOW


## What's inside



FROM QUIRKY MICROS TO EPIC ROOM FILLERS

## MODEL RAIL'S GREAT BRITISH MODEL RAILWAYS

5 different  
GAUGES!



ONLY  
£4.99

## 12 layouts

TO INSPIRE YOUR NEXT PROJECT

LAYOUTS NEVER  
BEFORE SEEN IN  
MODEL RAIL

*Celebrate the skill, imagination and  
craftsmanship of Britain's best  
railway modellers with this superb  
new 132-page publication...*

ORDER  
NOW

☎ 01733 840111

💻 [www.greatmagazines.co.uk/  
modelrailbookazines](http://www.greatmagazines.co.uk/modelrailbookazines)



### HOW TO...

# CONVERT A HORNBY 0-4-0 TO DCC



Can you tame Hornby's wild train set 0-4-0s - and add working lights too?  
**GEORGE DENT** finds out.

**I**t's a sign of the times that buying new 'OO' diesel locomotives for pocket money prices has become a distinctly retro experience. But there are still bargains to be found: I managed to get hold of this Hornby '06' for a smidgeon under £20 from Hatton's - that's what I paid for a new Lima Class 33 in 1986, having saved my 50p-a-week allowance for months.

OK, so you might not get a great deal for your £20 nowadays (you didn't in the 1980s either), but budget models certainly offer plenty of potential for detail upgrades and repaints.

But what about DCC conversion? Few locomotives in this price bracket come DCC ready and, with such a small subject, there's not a great deal of room inside for the digital goodies that we've become used to.

Happily, with macro-sized decoders, going digital is easier than you may think, and adding a 'Stay Alive' unit can drastically improve the running characteristics of the basic mechanism.

## DIGITAL UPLIFT

The Hornby Class 06 shares a similar chassis and mechanism with a number of steam-outline 0-4-0s, such as the Caledonian 'Pug' ('Smokey Joe') of train set fame. Therefore, the following project applies equally well to any of these models, although the closed cab of a diesel provides more room to conceal a decoder.

The '06' is fairly primitive on a number of levels, both internally and externally. Some cosmetic detailing and a weathered finish would greatly improve its appearance, but here we'll concentrate mostly on the model's innards.

Smooth, slow-speed running is



**MODEL**  
Hornby (Railroad)  
R3065 BR Class 06  
• Price: rrp £19.00

**AVAILABILITY**  
• Hatton's  
Web: [www.hattons.com](http://www.hattons.com)  
• Hornby  
Web: [www.hornby.com](http://www.hornby.com)

## DIFFICULTY



**ESTIMATED TIME**  
Six hours

## TOOLS NEEDED

- Knife
- Tweezers
- Mini drill and bits
- Mini screwdrivers
- Soldering iron and equipment

essential for shunting locomotives. Anyone with any experience with these models will know that 'smooth' and 'slow' are not part of their vocabulary. Converting to DCC, however, offers the potential for superior control.

I'm not usually keen on hard-wiring DCC decoders into older models, preferring to install a decoder socket, as found on DCC ready RTR products. If anything should go wrong with the decoder in future, or if I wish to upgrade, I can effect a swap without recourse to a soldering iron.

As only one of my layouts is DCC-operated, I like having the simple option of reverting to analogue control, too. By removing the decoder and inserting a blanking plug (again, as offered with DCC ready models), the locomotives can run on my analogue layouts.

Luckily, I have a few spare eight-pin decoder sockets in stock, salvaged

## SHOPPING LIST

- DCCconcepts Zen ZN8H decoder with Stay Alive, £22.95
- BR/LNER DML-LNERR locomotive lamps, red aspect, £19.95
- BR/LNER DML-LNERW locomotive lamps, white aspect, £19.95

Gaugemaster.

Tel: 01903 884321.

Web: [www.gaugemaster.com](http://www.gaugemaster.com)

mostly from Hornby models that have been upgraded in the past (I never throw anything away!). In this case, the socket comes from a Class 121 'Bubble Car' chassis and was complete with a pair of mounting screws.

## DECODER CHOICE

As only an occasional DCC dabbler, I'm not *au fait* with the great number of decoders currently on the market. However, I knew that I needed something small that would slot into



With resistors installed, the oil lamps emit a realistic amount of light and the model now runs sweetly under digital control.



The use of flux when making solder joints is recommended. It allows the bonds to be made quicker and more effectively. Use a non-corrosive formula, such as a No Clean Flux Pen from DCC Supplies (01905 621 999, [www.dccsupplies.com](http://www.dccsupplies.com)).



# HOW TO DO IT: CONVERT A HORNBY 0-4-0 TO DCC

**1**


As well as a DCCconcepts Zen decoder and Stay Alive module, I needed an eight-pin decoder socket. Luckily, I had one spare, taken from a Hornby Class 121 chassis.

**2**



After test-running the new model on analogue control, the body was removed. Two tabs need freeing under the footplate to release the cab. The bonnet section then simply lifts away.

**3**


If removing the motor, gently release the spring clamp, but be careful not to distort the wire or break the plastic brackets. I managed to effect the conversion without having to remove the motor.

**4**


De-solder the wires and suppression capacitor assembly, which is no longer required for DCC operation. Note that one motor terminal has a red dot, so we'll treat that as the 'positive' input.

**5**


New power cables can be soldered to the motor terminals. For easy identification, I used red wire for the positive terminal and black for the negative. Use a drop of no-clean flux for a quick solder joint.

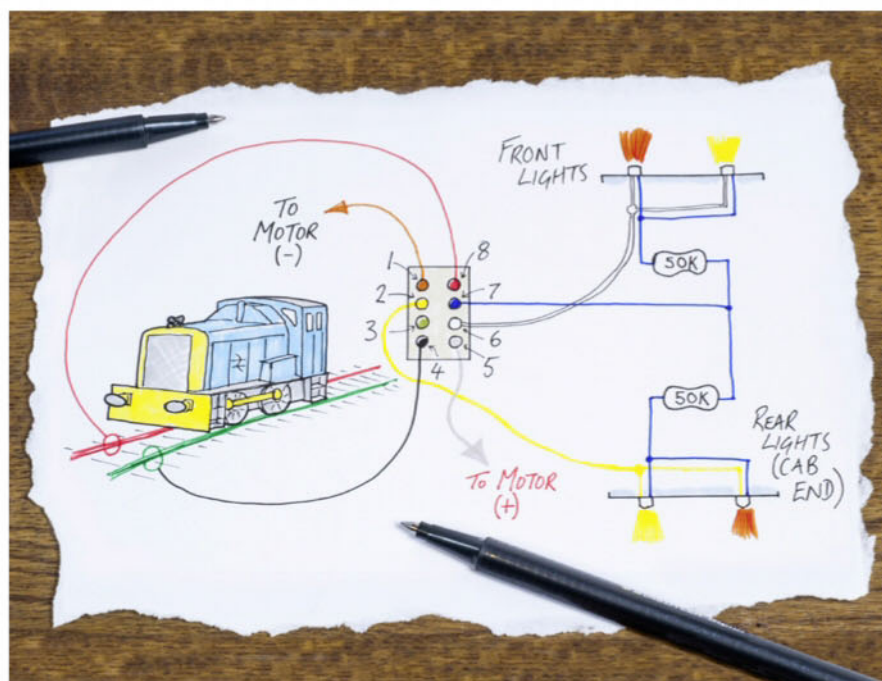
**6**


The power cables need to be soldered to the eight-pin socket, extending if necessary. The motor wires then follow (see Wiring Guide). Write the pin numbers onto the underside of the socket to avoid confusion.

## WIRING GUIDE

### Eight-pin decoder socket connections...

- Pin No. 1: To motor (negative terminal)
- Pin No. 2: Rear lights (negative polarity)
- Pin No. 3: Not used
- Pin No. 4: Track power input (negative)
- Pin No. 5: To motor (positive/red terminal)
- Pin No. 6: Front lights (negative polarity)
- Pin No. 7: Lights (common positive polarity)
- Pin No. 8: Track power input (positive)


**7**


If adding working oil lamps, trim away the moulded lamp brackets from the cab end before drilling small holes for the wires to pass through. Secure the lamps with thick cyano glue, applied with a cocktail stick.

**8**


At the front end, the lamps can sit on the footplate, with the thin wires passing under the bonnet, eliminating the need to drill holes. Identify the long and short lamp leads and tape in place for now.



an eight-pin socket. Due to the '06's' short wheelbase, I also wanted a 'Stay Alive' facility to help the model cope with point frogs, crossings and baseboard joints with less risk of stalling.

I plumped for a Zen ZN8H four-function decoder from DCCconcepts. Described as 'Ultra-small' and supplied with a wired eight-pin plug and a 'Stay Alive' capacitor module, it ticked all of the boxes as far as my needs were concerned.

Another advantage of digital control is the ability to add working lights, which would help bring this model to life. The prototype employed small sealed light units, similar to those on a Class 08, but Hornby rendered them on the cab end only.

Traditional oil lamps were still occasionally employed on BR diesel shunters into the 1970s, so I opted for a set of working lamps, again from DCCconcepts. The protocol for shunting engines, constantly moving backwards and forwards, was to have both a white and red oil lamp displayed at each end, so I needed a pack of each.

The lamps come pre-wired but, as they're polarity-sensitive, we must be careful to connect them properly (the longer lead is the positive). A variety of resistors is provided, allowing the user to tailor the intensity of light emitted. As oil lamps give off only a modest amount of light, I plumped for the 50K resistors, fitting one to the positive lead of each pair of lamps.

Despite being a small locomotive, there's actually a fair bit of room within the empty cab, plus a little space above the motor in the raised section of bonnet. That said, great care was needed to bundle up the cables as neatly and safely as possible.

## SMOOTH OPERATOR

After installing the decoder, I was a little perplexed by the model running backwards instead of forwards, but this was quickly solved by reversing the cables to the motor.

Apart from this minor hitch, my methodical approach was rewarded with an otherwise successful test run. It may have taken the best part of two working days to achieve the conversion, with the headlamps proving the fiddliest aspect, but it was time well spent.


The difference in performance has been marked, with even my basic Bachmann EZ Command DCC setup allowing the '06' to run smoothly at slow speeds. The working lamps bring an extra degree of realism too. I really ought to get around to detailing and weathering the locomotive now... **MR**

### TOP TIP


Heat shrink tubing is essential to cover any exposed contacts or wire joints, especially the motor terminals. Shrink the tubing with the outer edges of the hot soldering iron tip.




At each end, solder the positive (longer) and negative cables from the pairs of lamps to a small circuit board, incorporating a 50K resistor to the positive polarity to create a suitable level of illumination.




Drill two holes in the metal chassis (protect the motor and gears with masking tape), and screw the socket in place. Short spacers were cut from plastic tube, while insulation tape offers further protection from short circuits.



With the decoder slotted into the socket, test-run the motor on a DCC track to ensure correct operation. Note that the lamps at the cab end have yet to be soldered to the mini circuit board.



Make the solder connections for the cab front lamps and cover the mini circuit board with insulating tape. Carefully arrange the cabling and decoder to allow the cab to slot back onto the frames.



The positive and negative polarity cables for the lamps are then soldered to the appropriate terminals on the eight-pin socket. Check that blobs of solder don't bridge the gaps between each terminal.



The cables should be arranged as neatly and safely as possible, checking for clearance under the bonnet and cab. The blue and black cables from the DCC decoder and Stay Alive unit need connecting and insulating.



After an initial test fitting, I found it helpful to trim away the tabs on the inner cab face to allow more space for the cables. This will not be visible once the cab is re-fitted.



Test again on the DCC track, ensuring that the locomotive runs properly and that the lights function correctly. If there are any issues, check for a short circuit or loose connection.



# EVERYTHING YOU NEED FOR YOUR DIGITAL RAILWAY

## DIGITRAINS

**Just starting out in DCC and not sure what's available?  
Grown out of your system and thinking of upgrading?  
Getting into sound and want to know the best decoders?**

**DIGITAL COMMAND CONTROL (DCC) is one of the fastest growing areas of the model railway hobby.**

As the first new company to set up as a DCC specialist in the UK, DIGITRAINS now has over 12 years experience to share. Working in all the popular scales, we are here to guide you through choosing the best equipment.

We stock a wide range of products as well as offering free advice, a decoder installation service and the best DCC 'test drive' facility around.

**Don't leave that major purchase to chance!**

Why not visit our shop? Our comprehensive library of loco sounds can be demonstrated.

**We stock 1,000s of products from more than 30 leading manufacturers. And don't worry if you're not digital. We're also a traditional model shop, holding all the major ready-to-run lines**



- Try before you buy
- Expert advice
- Great service
- Experience
- Major brands
- Worldwide mailing



**We regularly attend railway shows countrywide. Please check website for details**

**15 Clifton Street, Lincoln LN5 8LQ  
01522 527731**

**[www.digitrains.co.uk](http://www.digitrains.co.uk)  
[enquiries@digitrains.co.uk](mailto:enquiries@digitrains.co.uk)**



# HOW TO... **DEVISE YOUR OWN SHUNTING GAME**



**MIKE HARRIS** follows in the footsteps of Alan Wright and finds out why thinking of your layout as a game could have you playing trains for hours.



**W**ant to increase the operating potential of your shunting layout without extending the baseboard or laying more track? Then perhaps it's time you devised your own shunting game.

The godfather of the inglenook layout, Alan Wright, assigned each of his wagons a different coloured tiddlywink. He would place the tiddlywinks in a pot and draw five at random. The order in which he drew each tiddlywink would determine the order, and indeed wagons, that would make up the train he needed to shunt (see page 22 to find out how to play an inglenook shunting game).

The problem is, tiddlywinks are hard to come by, unless sourced from the internet. But I've found an altogether tastier solution - sweets.

You can use whatever takes your fancy, but a combination of jelly beans and Smarties provide enough colours to cover a typical eight-wagon inglenook layout. And guess what? You get to eat them afterwards!

## ON THE CARDS

However, many modellers have taken to using dedicated cards in place of tiddlywinks, which can range from a simple wagon number written on a piece of paper to a photograph of the wagon in question, or even a detailed trading card (see panel: 'Wagon Card').

But why go to the trouble of devising a shunting game in the first place? Well, using chance to determine what train you need to shunt introduces a competitive element to your layout's operation.

If you introduce a timer - or simply count each manoeuvre - you'll find yourself attempting to better your score with each game. Suddenly, your shunting has an objective, and that makes operating your layout highly addictive.

You can even bring a friend or two into the mix, as you try to better each other's scores, or simply work together to solve the most challenging of shunting puzzles.

Ingenook cards can take multiple forms: strips of paper with handwritten wagon numbers, dedicated inglenook cards, and even sweets. That said, the sweets do tend to go missing... Chris!  
JACQUES PORTAL





## CARD SHARP

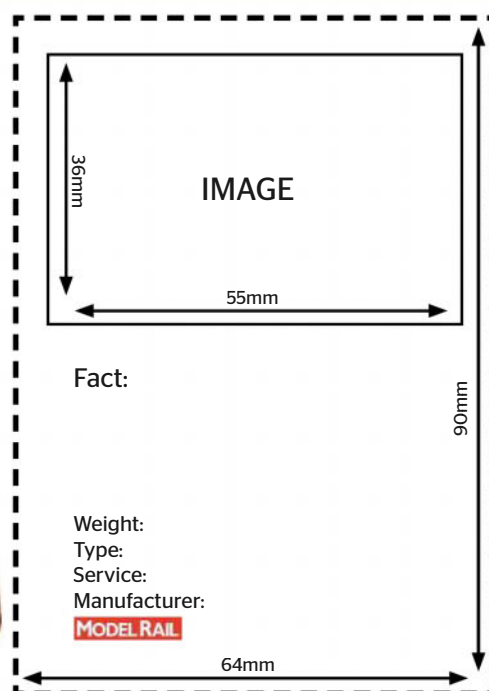
Shunting games needn't be limited in scope, and are certainly not limited to inglenook-inspired layouts. I'm confident you could apply a shunting game to virtually any layout, so long as it has a couple of sidings.

In fact, there's even room to expand upon Alan Wright's tiddlywink game, by introducing both locomotive cards and situational cards (see panel: 'Situation Card' on page 76).

I have designed my own inglenook cards, using popular trading card games as inspiration. As such, I've added additional prototypical facts that guest operators or audiences at exhibitions may find of interest.

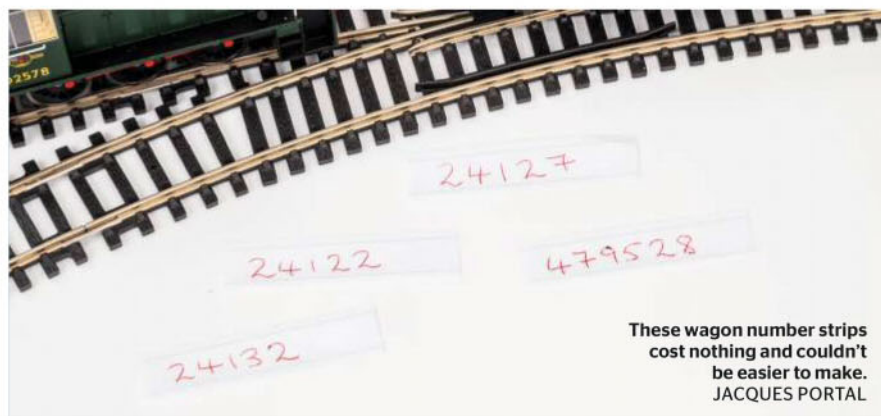
64mm by 90mm is a suitable card size, and I would suggest using rigid, quality card stock. You could even laminate your inglenook cards to protect them from the inevitable bends and creases. **MR**

## WAGON CARD



Fact:

Weight:  
Type:  
Service:  
Manufacturer:  
**MODEL RAIL**



Wagon cards are all you need to play a conventional inglenook game and will make up the bulk of your deck - should you wish to use inglenook cards.

The illustration (above, left) is a concept I came up with using industry standard design software Adobe InDesign. However, not every modeller will have access to InDesign, so I've provided an inglenook template (above) which you can scan into your computer and edit digitally, or simply photocopy and handwrite/ glue your own information directly on top.

The image (left) illustrates inglenook cards in their simplest form - strips of paper containing the desired wagon number.

## LOCOMOTIVE CARD



Class and name/number

Image of model

Locomotive region

Prototype information

Type number

If you've got more than one shunting locomotive to play with, you might want to consider creating special locomotive inglenook cards, too. You'd simply draw a locomotive card at the beginning of each game (as you would wagons) and use it to perform the shunting manoeuvres.

This system would be particularly effective if your layout has an engine shed or fiddleyard large enough to house two or more locomotives, so you could move the desired shunter on-scene, without using the 'hand of God'.

If you're making your own inglenook cards, why not be creative? I've decided to add a wasp stripe border to my Class 60 card (right), to differentiate it from my steam-era 'USA' tank card (left). You could have great fun dressing up cards to represent various eras or regions.





## SITUATION CARD



Back in MR224, Paul Lunn suggested the idea of using situations within a model railway game. My situations take the form of a card which describes a random event that could befall a driver in reality.

The example I have created (left) is nothing more complicated than a broken down locomotive. However, it adds lots of interest to the game by forcing the player to draw a locomotive card - or use an already designated locomotive - to shunt the 'faulty' vehicle back into the engine shed, or a designated repair zone.

If you find it difficult to run two locomotives simultaneously, you could send out a repair crew (at the cost of a set number of manoeuvres) before continuing to shunt the necessary wagons once again.

The possibility for interesting and varied situations is endless, so be creative and devise your own situation cards and the necessary means for players to overcome them.

As for when to draw a situation card, you could choose to draw one after a set number of manoeuvres, or you could leave things entirely to chance and roll a dice at the beginning of every (or every other) manoeuvre. Roll a six, for example, and you're forced to draw a situation card.

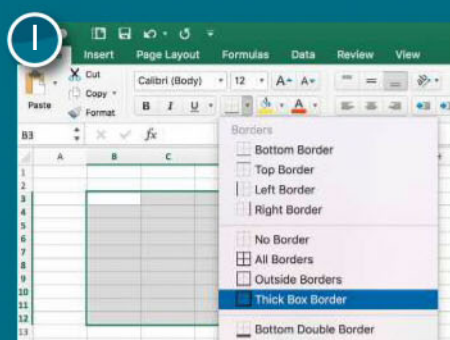
Situations don't have to be all negative. Perhaps you could create cards that allow you to ignore a manoeuvre or two, or allow for a second locomotive (should it prove helpful) to share shunting duties.

## HOW TO DO IT: MAKE INGLENOOK CARDS USING EXCEL

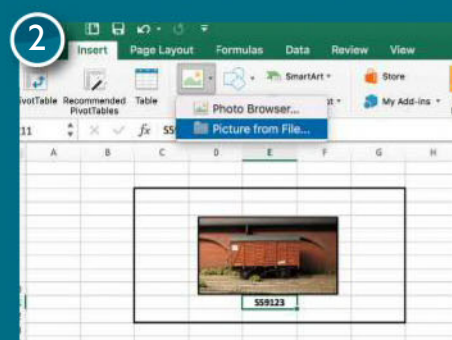
Brian Rolley has devised an extremely simple and quick method of creating digital inglenook cards for his inglenook inspired layout 'Rosamund Street Sidings' (see page 20).

The advantage of designing and saving inglenook cards on your computer is that you can quickly make new cards and can always print off more in the likely event that your existing deck gets lost or damaged.

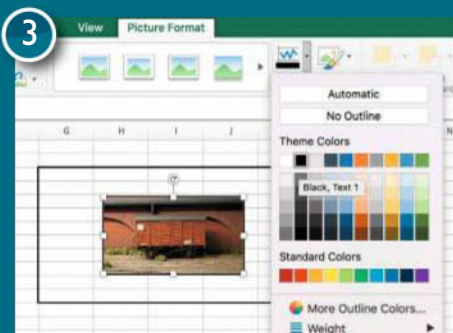
Brian has rather ingeniously created his inglenook cards using Microsoft Excel. By following five simple steps, you can make your own digital inglenook cards, which you can then print and reuse indefinitely.



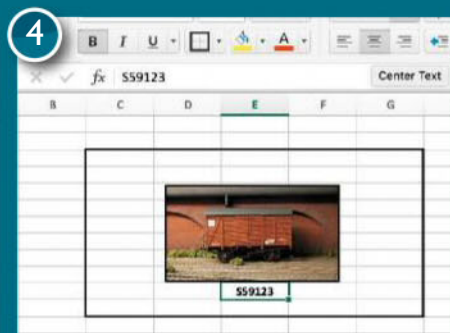
Begin by opening a fresh Microsoft Excel document. Highlight a border of cells - 5 by 10. Then select the border dropdown menu and click Thick Box Border.



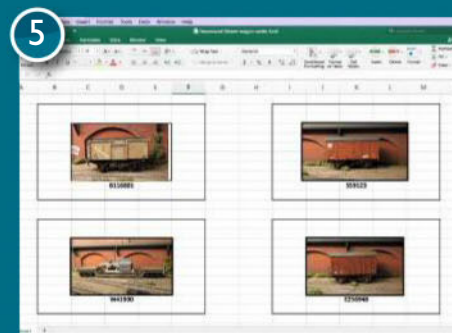
Import your desired image by selecting the insert panel and selecting the picture dropdown menu before clicking on Picture from File. Simply select the image you want to use and place/resize accordingly.



Click on your image and select the Picture Format panel. Now select the outline dropdown menu and select a suitable colour for the image border.



Select the central cell just below your image and input your wagon's number. Select the Bold button to increase the weight of the type and make it easier to see.



Once you're finished you can create more inglenook cards before printing your designs on sturdy card, cutting them out, and laminating them if desired.

**DON'T HAVE EXCEL?** Check out Google Docs as a free-to-use alternative.





# SELL YOUR SECONDHAND LOCOS & ROLLING STOCK FOR CASH

Get cash for your items in just four easy steps...



“An excellent service everytime without fault. I honestly cannot think of anything which could be improved.”

Mr A Manning, Ipswich

“Excellent service, fair offer. I will not hesitate to use their service again and recommend it. Thank you.”

Mr P Shaddock, Portsmouth

“Very simple to trade-in. Beforehand I had thoughts of problems with couriers and the like, but all very easy.”

Mr D Spottiswoode, Kilmarnock

ALL brands purchased including:



**Sell yours today at [www.hattons.co.uk/preowned](http://www.hattons.co.uk/preowned)**

**Call us on 0151 305 1755 or email [preowned@hattons.co.uk](mailto:preowned@hattons.co.uk)**

**17 Montague Road, Widnes WA8 8FZ**

Phone opening times: Mon to Sun 9am-5pm.








# OPERATION ABYSS

An old Airfix kit and the setting of two clear goals inspired **JAMES STYLES** to break the habit of a lifetime and finish this military-themed dockside.





**H**ere at *Model Rail*, we believe nothing can evoke that childlike sense of nostalgia quite like a model railway. But toy soldiers certainly come close.

And there's no shortage of these - or boats, tanks and War Department rolling stock - on James Styles' 'Operation Abyss', a layout that would surely delight every schoolboy in the country.

Indeed, it's childhood memories of train sets past that fuel James' passion today: "We had a large layout in a spare room at home, when I was a child. The memory has stayed with me," he says.

But despite this lifelong love for model making, 'Operation Abyss' is James' first completed layout. "I've started many," he explains, "but this is the only layout I've actually ever finished!"

So where did James find the motivation to stick with 'Operation Abyss'? He recalls: "I set myself two goals: to exhibit the layout and to get it featured in *Model Rail*."

James has fulfilled both objectives, having already exhibited 'Operation Abyss' at two exhibitions and, of course, it has now been immortalised in print.

## SHIPSHAPE

When visiting the layout my eye was immediately drawn to the Vosper Motor Torpedo Boat that sits dockside.

James explains its significance: "The Torpedo Boat started the whole layout. My mother and father bought me the Airfix kit and the layout was built around it."

The layout also includes an X-Craft midget submarine, which is an ode to James' grandfather: "My grandfather was in the Royal Navy during the Second World War," he explains.

"He served on an X-Craft, which had a crew of just two. He's the last surviving crew member, and finished his naval career as a Destroyer Commander.

"I couldn't source a kit in the UK, so I ended up ordering a resin kit from Pavla Models - imported from Eastern Europe.

"The midget submarine was 🚩







The layout was built around James' Airfix Motor Torpedo Boat. A wartime dockside made the perfect setting.



Figures from The Plastic Soldier Company populate the layout, and can be found engaged in various duties - or simply chatting while standing guard.




## QUAY TECHNIQUES

The dockside is made from embossed stonework plastic card. Balsa wood stakes have been glued in between at regular intervals and then filed to appear battered and worn.

The water is made from multiple coats of PVA glue, following an unsuccessful attempt at using a specialist modelling product.

"I didn't seal the area properly," says James. "My garage floor now looks like it's covered in water!"

James used 35 coats of PVA glue, and brushed coloured streaks onto the cured surface after every five coats. This built up variations in tone for a realistic representation of murky dockside water.





9 James has added interest to his buildings by recreating bricked-up window apertures, inspired by prototype photography.



### SMOKESTACK LIGHTNIN'

Hornby's RailRoad 0-4-OST *Smokey Joe* is known for its lightning pace, but James has managed to turn the entry-level saddle tank into a serious exhibition-ready runner.

"It was my first locomotive," he says. "My nan bought it for me when I was seven. I was originally going to use it as a static model but, after stripping it down, cleaning the mechanism and installing a DCC decoder, it's probably one of the best runners on the layout!"

"*Smokey Joe* certainly isn't known for slow speed running, but having tweaked the decoder it creeps along perfectly."

Want to convert a RailRoad 0-4-0 to DCC? Turn to page 70.







This Airfix GMC six-wheel truck has been kit-bashed with a Ratio wagon chassis.

originally painted dark grey, because that's what it looked like in the prototype photographs I had. But when I showed it to my grandfather, he told me that the X-Craft was spot on, but should be painted black, so I repainted and weathered it accordingly."

James is no stranger to painting: "I enjoy painting large resin military figures. Merging my love of model railways and figure painting seemed like a natural progression." This has led to some fantastic cameos, making for a suitably bustling wartime dock.

The somewhat niche subject matter has made it difficult for James to source ready-to-run items, so he's spent his time modifying existing stock or building from scratch.

"I have a passion for scratchbuilding and kit-bashing," he says. Indeed, several LMS flat bogie and well wagons have been modified for military service.

An Airfix GMC six-wheel truck has been turned into an item of stock, thanks to a Ratio wagon chassis and a motor bogie. James has even added

several personal touches: "I put my wife's name on the bonnet, since army vehicles were often personalised.

"The number on the side is my collar number, too, as I'm a police officer. Silly little things like that allow me to identify with the layout - it was a really fun build."

## COBBLED TOGETHER

The dock is covered in setts, which have been painstakingly scratchbuilt. James explains the process: "I'll scour the Internet for anything that inspires me and with regards to this layout, I paid particular attention to prototype photographs of docks.

"Originally I was going to recreate circular cobbles, but found that most docksides have rectangular granite setts. I considered using embossed plastic card, but this looked too regimented." Instead he scribed clay.

"It took two kilograms of



A Hibberd 'Planet' 4wPM locomotive in WD livery shunts the dockside.







DAS clay," he recalls. "You have to work in small sections or else the clay will become too hard to work with."

### BUILD FOR VICTORY

The buildings are all scratchbuilt, apart from a modified low-relief Skytrex kit. "The brickwork is embossed plastic card," says James. "I never use paper-based card, because the layout is stored in my garage, and I worry about warping due to fluctuations in temperature."

The main block of factory buildings adds height and variety to the flat


dockside setting, and is a real centrepiece.

"I look at real architecture and work out how I can mimic it in 4mm," says James. "The ghost sign was made using a vinyl cutter. I cut out the lettering and then used the backing sheet as a stencil with which to drybrush each letter."

The window frames are laser-cut wood from an eBay seller called Lcut Creative. James explains: "They sell window frames of all shapes. They're a really good price, too."

Other neat structural details include


**Right: The Sherman Crab was fitted with a mine flail. James replaced the plastic flails on his Airfix kit (02320) with carefully-cut chain.**








## HOW TO DO IT: SCRATCHBUILD SANDBAGS



Use an old piece of wood as a flat base to create a guide. Then draw two horizontal lines (5mm apart) and then another two parallel lines (8mm apart). Divide the latter at 10mm intervals.




Roll a small lump of DAS clay into a sausage that fits snugly between the 5mm guidelines. Now place the sausage on to the 8mm guidelines and evenly push it down so that it spreads to fit.



Press a thin piece of metal (upturned scalpel blade will do) into the clay at 10mm intervals - using the guide for reference. I tend not to cut all the way through when representing a long line of sandbags, for ease and stability.



Frequently brush the clay with water to prevent it from hardening. Repeat step three and build a wall to your desired height. Cut through the clay to create individual sandbags, and place where necessary.



Position the sandbags on your layout while they are still moist so that you can curve and position them accordingly. Once satisfied, leave to dry fully.



Finally, paint and weather your sandbags. Although originally straw coloured, sandbags would often darken when exposed to rain or mud - something you may wish to reflect.





### RESIN BUILDING

Modified, low-relief, single-storey left-facing north light building façade (4/001) from Skytrex.

**Web:** [www.skytrexmodelrailways.com](http://www.skytrexmodelrailways.com)

### BACKSCENE SKY

ID Backscenes Overcast Sky.

**Web:** [www.art-printers.com](http://www.art-printers.com)

### FIGURES

British soldiers sourced from The Plastic Soldier Company.

**Web:** [www.theplasticsoldiercompany.co.uk](http://www.theplasticsoldiercompany.co.uk)

### 3D PRINTED

James' father owns a 3D printer, which he used to produce barrels and crates. If you don't have a 3D printer, a wealth of items are available from 3D printing specialist Shapeways.

**Web:** [www.shapeways.com](http://www.shapeways.com)



**BACKSCENE BUILDINGS**

Townscene, Town Roofscape 1  
**Web:** [www.freestonemodel.co.uk](http://www.freestonemodel.co.uk)

rolls of barbed wire, which James painstakingly made himself: "I spent ages twisting two bits of wire together, before winding them around a pen. It was only then found out that Jarvis produce rolls of almost identical barbed wire, which would have saved me a lot of time..."

**OPERATING ABYSS**

'Operation Abyss' is the perfect example of a small layout that has been optimised

for operation. "The track plan was purely designed as an interesting shunting puzzle," says James.

"It's good fun because you've got three-lane sector plates, so there's no need for using the 'hand of God'."

The layout is clearly built with exhibiting in mind. The buildings can be removed during transit and are held in place with hook and loop fasteners.

A rather clever inclusion is the tall chimney on the end of the main factory buildings. "It was an

**"I NEVER USE CARD - THE LAYOUT IS STORED IN MY GARAGE, AND I WORRY ABOUT WARPING"**

**COACH**

Hornby LNER Teak coach (repainted)  
**Availability:** Hornby stockists

**PLASTIC CARD**

Embossed plastic card brickwork from Jarvis and Wills.

**Web:** [www.jarvis.co.uk](http://www.jarvis.co.uk)  
[www.peco-uk.com](http://www.peco-uk.com)

**CLAY SETTS**

DAS Clay, scribed to form granite setts.  
**Availability:** DAS stockists.





'Operation Abyss' is populated with military vehicles, allowing James to indulge in his second modelling passion, military kit-building and figure painting.



afterthought," says James with a chuckle. "I think the chimney actually makes the building. It looks too flat without a chimney, but the only reason I added it in the first place was to hide the backscene join!"

### MISSION DEBRIEF

It's little wonder that 'Operation Abyss' is James' first completed layout. Not only did he set himself two clear and achievable goals, but it's jam-packed with personal touches and, most importantly, combines two childhood passions.

'Operation Abyss' epitomises exactly why this hobby means so much to so many. Don't be afraid to add in the odd personal touch, and if you're struggling to complete a project, take a leaf out of James' book and set yourself a couple of goals. Who knows, perhaps you'll end up in *Model Rail*, too! **MR**

### FIND OUT MORE

'Operation Abyss' was hosted at The Little Layout Company shop. To find out more about Mike and Chris' visit, head to the *Model Rail* website: [www.model-rail.co.uk/layout-gallery/?offset=1485451309353](http://www.model-rail.co.uk/layout-gallery/?offset=1485451309353) For more information on The Little Layout Company, visit: [www.thelittlelayoutcompany.co.uk](http://www.thelittlelayoutcompany.co.uk)



A crew makes *Smokey Joe's War* Department transformation complete.



# LAYOUT FACTFILE

## OPERATION ABYSS

### Things you might have missed



Left: The half-track canopy is toilet paper, painted accordingly.

**Gauge & scale:** 4mm:1ft scale, 16.5mm gauge, 'OO'

**Time to build:** Two years

**Period:** 1940s

**Prototype:** N/A

**Size:** 8ft by 1.2ft

**Track:** Peco Code 100

**Locomotives:** Kit-built and heavily modified ready-to-run

**Rolling stock:** Kit-built and heavily modified ready-to-run

**Power & control:** DCC, Gaugemaster Prodigy

**Buildings:** Scratchbuilt and modified RTP

See 'Operation Abyss' at the Spalding Model Railway Exhibition in November 2017.

**NOW  
BOOKING**

**WANT TO SEE  
'OPERATION ABYSS'  
AT YOUR EXHIBITION?  
CONTACT JAMES  
STYLES VIA:**

*jimmysmiles2004@  
hotmail.com*



**OPERATION ABYSS**





# 50t Warwell Wagon



The 50 ton bogie well wagons were originally introduced in 1943 for the transport of Sherman tanks from ports to holding depots. We are producing a total of 20 distinct variations in OO Gauge covering as built examples right up to modern versions being used by the MOD today.

H4-WW-010



Due  
Jun

H4-WW-012



Due  
Jun

H4-WW-013



Due  
Jun

- H4-WW-001** Diamond frame bogies MS.1 in WD livery (GWR)
- H4-WW-002** Diamond frame bogies WW.55 in WD livery (LMS)
- H4-WW-003** Diamond frame bogies in WD livery (LNER)
- H4-WW-004** Diamond frame bogies MODA95560 in MOD 1970s olive
- H4-WW-005** Diamond frame bogies MODA95534 in MOD 1970s olive
- H4-WW-006** Diamond frame bogies M360333 in BR grey
- H4-WW-007** Diamond frame bogies M360329 in BR Gulf red
- H4-WW-008** Diamond frame bogies in BR black with S&T branding and steel/rail carriers
- H4-WW-009** Diamond frame bogies in BR Olive green 'ELECTRIFICATION' and steel/rail carriers
- H4-WW-010** Diamond frame bogies in BR brown with steel/rail carriers - weathered
- H4-WW-011** Diamond frame bogies DM748343 in BR grey with bolster deck conversion
- H4-WW-012** Diamond frame bogies DM748316 in BR brown with bolster deck conversion
- H4-WW-013** Diamond frame bogies ADRW96501 in BR engineers yellow
- H4-WW-014** Gloucester GPS bogies MODA95511 in MOD 1970s olive
- H4-WW-015** Gloucester GPS bogies MODA95512 in MOD 1970s olive - weathered
- H4-WW-016** Gloucester GPS bogies MODA95539 in MOD 1990s olive
- H4-WW-017** Gloucester GPS bogies MODA95537 in MOD 1990s olive - weathered
- H4-WW-018** Gloucester GPS bogies MODA95536 in MOD 2000s olive
- H4-WW-019** Gloucester GPS bogies MODA95582 in MOD 2000s olive
- H4-WW-020** Gloucester GPS bogies MODA95524 in MOD 2000s olive - weathered

## Pre-order from £33

Weathered versions £37

H4-WW-015



Due  
Jun

H4-WW-017



Due  
Jun

H4-WW-020



Due  
Jun

To keep up to date on all the latest news regarding this project, visit:

[www.hattons.co.uk/warwell](http://www.hattons.co.uk/warwell)

Hatton's Model Railways, 17 Montague Road, Widnes, WA8 8FZ

0151 733 3655

[www.hattons.co.uk](http://www.hattons.co.uk)



# EXCLUSIVE TO MODEL RAIL

# USA TANKS

Our second exclusive 'OO' gauge locomotive project is the popular Southern Railway 'USA' 0-6-0T. Our model, produced by Bachmann, covers the detail differences between the 'USA' and the original USATC 'S100'.

DCC  
READY

6  
PIN

NEM



## 'USA' OF THE MONTH: MR-110 No. DS237 Maunsell

*Maunsell* is one of the brightest liveried 'USAs' we offer, thanks to the time it spent at Ashford works in the mid-1960s. Built by Vulcan Ironworks in 1943 as USA Transportation Corps No. 1968, it became one of the 15 'S100s' bought by the Southern Railway in 1947, where it became No. 65.

At nationalisation, the new No. 30065 was at work at Southampton docks until October 1962, when it joined classmate No. 30070 on departmental duties at Ashford works. Both were painted green, lined in yellow, and both were named - No. 30070 becoming *DS238 Wainwright* (after the SECR locomotive engineer) whereas No. 30065 was christened *DS237 Maunsell* (after the Southern Railway's first Chief Mechanical Engineer).

The pair remained in traffic until July 9 1967, but they weren't sold until March 1968. *En route* to Barry scrapyard in South Wales, they got as far as Tonbridge before they began to run 'hot', and were left there until the August, when they were re-sold to the Kent & East Sussex Railway.

*Maunsell* was withdrawn from service at the KESR in early 2017, and now requires a full overhaul. Meanwhile, *Wainwright* should re-enter service this year, albeit painted in full Longmoor Military Railway livery.



MR-101: No. 1968, USATC black



MR-108: No. 72, Keighley & Worth Valley Railway ochre



MR-105: No. WD300 Major-General Frank S. Ross, LMR blue



MR-109: No. 30067, BR late emblem black (pristine)



MR-107: No. 36, National Coal Board black



MR-110: No. DS237 Maunsell, Departmental green

ORDER NOW

**Tel: 01209 613984**  
**[www.modelrailoffers.co.uk](http://www.modelrailoffers.co.uk)**

ONLY  
**£124.95**

INCL. P&P

10% DISCOUNT FOR MR  
SUBSCRIBERS, INCL. P&P

**£112.46**



# MODEL OF THE MONTH

# DJMODELS

# CLASS 71



It came out after Hornby's version, but is DJModels' Class 71 the last word on the subject?  
**CHRIS LEIGH** finds out.



**PRODUCT**  
DJM 0071-097  
Class 71 electric locomotive E5002  
BR green; Weathered  
exclusive for  
Kernow Model Rail  
Centre  
**PERIOD**  
1960s  
**REGION**  
BR Southern  
**AVAILABILITY**  
Kernow MRC  
**USE WITH**  
Hornby and  
Bachmann wagons  
and coaches.

**PRICE**  
rrp **£144.95**

**Looks**  
0 1 2 3 4 5 6 7 8 9 10  
**Performance**  
0 1 2 3 4 5 6 7 8 9 10  
**Features**  
0 1 2 3 4 5 6 7 8 9 10  
**Decoration**  
0 1 2 3 4 5 6 7 8 9 10  
**Value for money**  
0 1 2 3 4 5 6 7 8 9 10  
**RATING 92%**



**M**y dislike of duplication in ready-to-run models is well known, and duplication is generally a financial disappointment to the manufacturers involved. In the case of the '00' gauge Class 71, both Hornby and DJModels announced their models simultaneously and neither drew back from the brink.

At the time of the announcement, the Hornby model must have been at an advanced stage, for it reached the market in September 2016 and was reviewed in MR226. The gestation period of the DJ Models Class 71 has been somewhat longer, and was subscribed by pre-orders under a crowdfunding arrangement. This means that the bulk of the production run is pre-sold, with only

the limited editions from Hatton's ('Golden Arrow') and Kernow Model Rail Centre (weathered) likely to be available to those who did not pre-order.

Enough of the politics: the DJM Class 71 is now reaching its customers and we've been loaned an example of each of Kernow's three weathered examples. I chose E5002 in the later BR unlined locomotive green to examine in depth. Kernow is also offering an original green version and a Rail blue example. I might have chosen the latter, as I made pilgrimages to see the final 'Golden Arrow' and the 'Night Ferry', both with Rail blue Class 71s in charge. However, both those prestige passenger trains had pristine locomotives and, to be honest, I don't ever recall seeing Class 71s in

quite the filthy state depicted by the Kernow weathered models. Nevertheless, lots of modellers seem to approve.

## SIX OF ONE...

Inevitably, this review is going to draw comparisons. My first impression of the DJM was that it is remarkably similar to the Hornby model. That, of course, is



“THE HEADCODE ARRANGEMENT ON THE DJM MODEL IS FAR BETTER THAN HORNBY'S STICKERS”





how it should be. Apart from subtle differences in interpretation of detail, both models should look the same. That they do is testament to the accuracy of both manufacturers.

The DJM model is spot-on, dimensionally, and captures the character of the real thing extremely well. Side by side, however, there are subtle differences in the shape. The DJM model has a slightly 'furrowed-brow' look, the windscreen pillars

being thicker and the brow more pronounced. It also has wire horizontal handrails, while the Hornby has the correct flat-section but as separate plastic fittings.

The windscreen glazing on the Hornby model is clearer and lacks the prismatic effect, but the headcode arrangement on the DJM model is far better than Hornby's stickers. The DJM model includes a selection of headcodes printed on a strip of clear material which can be inserted through a slit to sit behind the glazing and in front of the light source. Headcodes can, in theory, be changed without removing the body but it's a fiddly process.

DJM's pantograph is plastic and can be posed in up or down positions, although few modellers are likely to need to raise it. I was pleased to find that it is a little more robust than Hornby's metal offering, and doesn't self-destruct like the Hornby one.

Both models have sprung buffers, but those on the DJM model have much stiffer springs than Hornby. DJM includes the third rail pick-up shoes in the bag of detail parts to be added by the modeller, together with alternative front skirt sections without the coupler aperture.

As built, the Class 71s had no rainstrips, as correctly depicted by Hornby's early green versions. These were soon added, however, to reduce water ingress in grilles and cabside windows. DJM's Class 71 has the rainstrips on all versions, and this is one detail which looks a little heavy-handed. Hornby has the small vents on the cab corner posts but these were added later and were not present when the locomotives were new. So both manufacturers have limited their tooling variations but in different ways.

Turning to the bogies, those of the Hornby model are 30mm wide, while DJM's are 32mm. This small amount of extra width is used to good advantage, and the bogie sideframes are one of the DJM model's best features. What's more, the mass of complex detail, cables, springs and





wiring, superbly depicted as it is, shows up even better thanks to the weathering job which may be a bit excessive elsewhere. It is difficult to tell which of these details is a separate fitting but the sandboxes, with their curved pipes, are particularly good, though modellers looking to convert it to 'EM/P4' might be disappointed as they are set to 'OO' gauge.

## SOUND DECISION

I'm not likely to try fitting DCC sound to my Hornby model, as I've read that

there's little room to do so. Here, the DJM model is a clear leader, having been designed to accept a speaker and sound decoder with ease. While the DJM '71' has its side window blacked out to hide electronics, Hornby has a representation of the booster (used to carry the locomotive over gaps in the conductor rail) detail instead, although this equipment was not actually visible through the window.

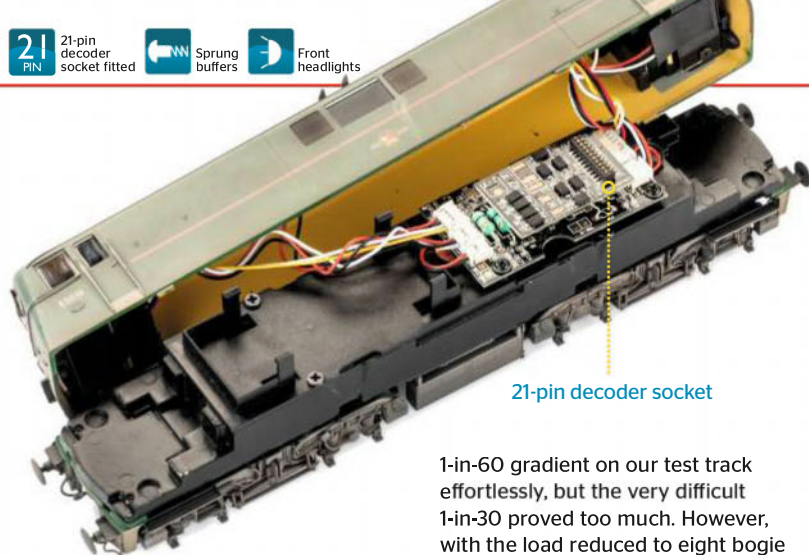
As to colour, it is impossible to judge the accuracy of the green on the DJM



## DJM CLASS 71







21-pin decoder socket

sample due to the weathering. I think Hornby got the shade pretty much spot on, but the satin-matt finish would have benefitted from being more glossy.

Hornby's model has a white roof, which seems unlikely to have lasted beyond the official photographs, while, under the weathering, DJM's roof is a more typical grey. In fairness, there's little to choose between these two models in any respect. Even price-wise there's not a lot to differentiate between the two models, unless you are lucky enough to find a heavily discounted Hornby model. Hatton's has green and blue versions of the DJM model with etched 'Golden Arrow' insignia (Dave Jones had a set of my old 'Golden Arrow' etches for reference) at £139.95. Locomotion Models has a limited edition E5001 by Hornby at £159.95. You pay your money and takes your choice, as they say.

## PERFORMANCE

DJM uses coreless motors and the model cannot, therefore, be used with 'feedback'-type controllers or with high frequency track cleaners without risk of serious overheating. On test, the Class 71 proved to be impressive, smooth and quiet straight from the box. Two small switches on the underside allow analogue users to switch off cab lights and marker lights independently, while DCC users have full control of lighting functions through the controller. I have seen some adverse comment about the top speed and haulage capacity of the Class 71 model. My initial impressions did not concur, so I re-tested the model.

I understand it is possible for DCC users to adjust the top speed by changing a CV or two, but I was testing an analogue model, as supplied. Its top speed is arguably a little slower than that of the prototype, but since few of us have layouts on which we can thrash a model at a scale 90mph, I don't find this in any way restrictive.

With 13 bogie coaches on the drawbar, the Class 71 climbed the

1-in-60 gradient on our test track effortlessly, but the very difficult 1-in-30 proved too much. However, with the load reduced to eight bogie coaches, the Class 71 restarted the train from a stand on the 1-in-30, which is no mean feat. It is very responsive to the controller throughout the speed range.

There is very limited vertical movement in the bogies, so it is not tolerant of poor trackwork, or pointwork of anything sharper than second radius.

## CONCLUSIONS

DJM's Class 71 is a fine model and despite the delay in delivering the product, those who crowdfunded the enterprise should be very pleased. The crowdfunding is a limiting factor, however, as it may be a frustration to those who did not subscribe to the crowdfunding and are now unable to obtain the version that they want. As to which one is best, well, there really is little between them.

On the ratings, the DJM leads by just 2%, and that is due mainly to the comprehensive lighting system and

## DJMODELS CLASS 71 ELECTRIC LOCOMOTIVE


| OVERVIEW          |               |
|-------------------|---------------|
| Manufacturer      | DJModels      |
| Ref. No.          | 0071-097      |
| Unit No.          | E5002         |
| Scale/gauge       | 4mm:1ft 'OO'  |
| Body              | Plastic       |
| Chassis           | Metal/plastic |
| Weight            | 355g          |
| Min. curve radius | R2, 438mm     |

| ELECTRICS         |                       |
|-------------------|-----------------------|
| Electrical system | 12V DC two-rail       |
| Motor type        | Coreless              |
| Lights?           | Directional, interior |
| DCC ready?        | Yes, 21-pin socket    |

| MECHANISM      |                                     |
|----------------|-------------------------------------|
| Drive system   | Cardan shafts to bogies, gear drive |
| Flywheel(s)    | No                                  |
| Traction tyres | No                                  |

| SERVICING        |                  |
|------------------|------------------|
| How to dismantle | Body lifts off   |
| Where to oil     | See instructions |

| DIMENSIONS            | PROTOTYPE | 1:76 SCALE | MODEL  |
|-----------------------|-----------|------------|--------|
| Length (over buffers) | 50ft 6in  | 202.4mm    | 203mm  |
| Height                | 13ft 0in  | 52mm       | 52mm   |
| Width                 | 9ft 3in   | 37mm       | 37mm   |
| Bogie wheelbase       | 10ft 6in  | 42mm       | 42mm   |
| Wheel diameter        | 4ft 0in   | 16mm       | 16mm   |
| Wheel back-to-back    | -         | -          | 14.5mm |

the attention paid to making it easy to fit DCC sound. The Hornby model I reviewed was pristine, whereas the DJM is heavily weathered, making it difficult to compare the quality of finish and accuracy of the base colours. However, the fact that the DJM has no missing wipers, and a pantograph which does not self-destruct at every touch, nudges it just ahead of the Hornby model in my view. 







## PRODUCT

Dapol Class 122  
W55000, BR plain  
green; SC55008 BR  
green with yellow  
warning panels

## PERIOD

1960s

## REGION

Western & Scottish

## AVAILABILITY

Dapol stockists or  
[www.dapol.co.uk](http://www.dapol.co.uk)

## PRICE

rrp £145.00

## Looks

0 1 2 3 4 5 6 7 8 9 10

## Performance

0 1 2 3 4 5 6 7 8 9 10

## Features

0 1 2 3 4 5 6 7 8 9 10

## Decoration

0 1 2 3 4 5 6 7 8 9 10

## Value for money

0 1 2 3 4 5 6 7 8 9 10

RATING **95%**



## FIRST REVIEW

## DAPOL CLASS 122

In the 1950s, the Western Region sought to replace its aging fleet of GWR diesel railcars with a similar number of modern single-units, with the potential for expansion to two-car units by the attachment of an unpowered Driving Trailer Second.

Using the standard twin-engined 64ft 6in underframe and Derby-designed 'high density' body, Gloucester RC&W built 20 cars in 1958. These were divided between the London and Birmingham Divisions for branch line use, and to supplement or replace out-of-service cars in three-car units.

The Gloucester cars (Class 122 under TOPS) were delivered in the early light green shade, with cream lining and 'whiskers'. They carried a two-character roller-blind headcode panel below the centre windscreen, and a destination display in the roof dome.

In 1960, another 16 similar vehicles were delivered by Pressed Steel. These had a number of detail

differences from the earlier cars, including a four-character headcode panel in the roof dome and the destination box moved to the centre windscreen. They were delivered in the much darker lined green livery which had become the norm by 1960. Later classified '121', these cars were all allocated to the London Division, allowing the Gloucester cars to be drafted to the west of England and the West Midlands.

The last two Pressed Steel cars were withdrawn by Chiltern Railways on May 19 2017 after 57 year's service, the longest of any BR-era trains. Eight Class 121s and the same number of Class 122s have been preserved, while the two Chiltern cars and one remaining route-learner are likely to pass into preservation. Some of the preserved vehicles have been used as Sandite cars, or part of the Severn Tunnel rescue train, and have been extensively modified from their original condition.

The Pressed Steel version was offered in the Lima range and then re-issued by Hornby with an improved and DCC ready chassis. More recently, models of both classes were announced by Dapol following its excellent 'N' gauge versions. Kernow MRC had also announced Class 121 and 117 models but withdrew when Bachmann entered the fray with an announcement of the same models. First to emerge from all this feverish activity with actual plastic and metal is Dapol with its Gloucester Class 122 models.

I was privileged to see some early livery samples, and to be involved with Dapol's Joel Bright and Andy Forty in discussions about the shades of green with an array of shade cards, and I've now had the opportunity to review two: W55000 as delivered new to the Western Region in lined light green with 'speed whiskers' and SC55007 with yellow warning panels. This unit was transferred to Hamilton as the Scottish







## “THE CHASSIS DESIGN IS IMPRESSIVE, THE PCB BEING MOUNTED ON THE DIE-CAST UNDERFRAME”

Region withdrew the last of its four-wheel railbuses.

Dapol is providing modellers with a high-specification 'bubble car' to 21st century standards, following the company's now established standard of providing for full function DCC operation, straightforward sound installation, or regular analogue operation with directional lights. It's a far cry from what those of us who appreciate DMUs are used to, with only Bachmann's 59ft underframe models (not much use to Western Region modellers) or the Hornby Lima revival to satisfy our modelling requirements. I'm happy to think that I've pressed South Eastern Finecast Flushglaze into Lima windows for the last time!

### FIRST IMPRESSIONS

On opening Dapol's handsome packaging - a stout card box lined with foam rubber - the model is contained in the customary vacuum-formed, clear plastic pack.

The colour is immediately apparent. Having seen the early livery samples, this time it's right. Below the solebar it's a step change from what we're used to, with the engines, exhaust pipes and all other equipment accurately modelled and picked out in colour - silver, green and orange. The bogies, too, are accurately detailed, with

roller-bearing axlebox covers and a full complement of driver and guard's steps already fitted.

All solebar steps are also present and correct. Turn it upside down, and the final drives and Cardan shafts are also modelled, though the latter stop short of the bogies for reasons of clearance on curves.

Curiously, one obvious feature which is not correct is the painting of the axlebox covers in silver. They should, like all roller-bearing axleboxes at the time, be painted yellow, with a horizontal red stripe. It's easy enough to correct with a spot of paint and a small brush. The steps could also benefit from a brush of brown paint,

unless you are planning to weather the whole chassis.

The 'face' and character of the real thing has been well captured, with the two-character

headcode panel and the distinctive exhaust pipes on one end, which meet above the destination box and discharge through a central outlet. On the real thing, the exhaust gases quickly corroded the right-angled corner and the pipes were soon cut back to discharge separately. This is reflected on Dapol's versions in later condition.

The model carries white roof domes, reflecting the 'as new' condition. These quickly discoloured to cream but would be easy to repaint if you want a unit in a more workaday state.

### DEVIL IN THE DETAIL

As a fan of 'bubble cars' since I first saw W55021 at Staines West in 1962, I pay a lot of attention to the minor details on Class 121/122 models. I was more familiar with 121s, however, and it's easy to be misled into thinking the two classes were identical apart from the ends. They weren't.

For instance, the guard's doors were inward-opening. On the '121' there is a distinctive cut-out below the door. On the '122' there is no cut-out and the lower edge of the body is straight. Dapol has this correct on the '122'. I await the '121' with interest.

Both types were notorious for rattling droplights which shuddered in unison with the engines. Dapol's model is flush-glazed and has the slim silver-coloured latch by which the droplight was lowered, and which contributed to the cacophony. The window in the guard's van has a mesh grille printed on the inside and behind that, a cream-coloured box is intended to hide the speaker housing if sound is fitted. It could easily be painted black to further disguise it. 🚫





## DAPOL GLOUCESTER CLASS 122



The windows of the smaller saloon section carry tiny 'No Smoking' triangles and the wording is legible under a magnifier. The headcode panels are removable and a sheet of headcode transfers is provided for fitting behind them. A couple of spare headcode panels are included in the detail pack. There is also a sheet of destination blinds covering the West Midlands, Worcester and Bristol areas, as well as South Wales and Scotland. Curiously, there are no London area destinations, nor any of the West Country branches such as St Ives, Kingsbridge and Brixham on which Class 122s almost monopolised services.

Handrails, including the flat-section handrail/drainpipe adjacent to the drivers' doors, are separate fittings but door and grab handles are part of the body moulding. These are tiny and it's difficult to tell that they are 'fixed'.

An impressive array of separately fitted end details include the pantograph windshield wipers, lamp



irons and all the bufferbeam pipes and cables, the latter included in a bag of details to be fitted by the modeller.

Bogie-mounted tension-lock couplers in NEM pockets might prevent the fitting of some buffer beam details, but those who don't plan to tow anything with their unit can fit the details and take off the couplers. The body is a simple clip-fit to the chassis.

Buffers are the large, round-headed type, in blackened metal and sprung. The round pattern was certainly standard on the '122s', but the '121s' could have oval or the flat-edged 'cut' type. Indeed I recall seeing one of each on the same end of one Pressed Steel car!

## UNDER THE FLOOR

Previous ready-to-run DMU models in 'OO' have had a motor bogie drive with the mechanism hidden, as much as possible, in the guard's compartment. Even the comparatively recent Bachmann DMUs have featured an above-floor motor concealed with varying degrees of success. We're still waiting for a true underfloor mechanism but Dapol's arrangement takes current technology as far as it can while still featuring one good-sized, centrally placed motor. The motor lies on its side, flanked either end by a substantial brass flywheel from which a Cardan shaft to each bogie drives a brass worm and nylon gears on both bogies. A gear train within the bogie transfers drives between the outer and inner axles of both bogies, giving the railcar eight-wheel drive.

A circuit board running the entire length of the floor provides for the cab, marker and headcode lighting, while another inside the roof carries the LED interior lights. The chassis design is impressive, the PCB being mounted on the die-cast underframe. There are switches for the front and rear cab lights and the interior lights.

Within the guard's van area, a black box-shaped cover, clearly marked 'DCC', unclips to provide access to the 21-pin decoder socket. A mounting for a 20mm diameter speaker is fitted

immediately above the bogie at this end of the chassis, so DCC sound installation should be a walk in the park.

The drive system is as low-profile as it can be while retaining a decent-sized motor and well-modelled underframe detail, so there has to be a compromise somewhere. That compromise is confined to the interior where the 'floor' is virtually level with the seat squabs. From many viewing angles it's not noticed, but it will certainly affect the fitting of passengers.

The interior moulding is in cream plastic with the seats picked out in dark red. The raised floor could be disguised a little by painting it in a darker colour, which would also be more prototypical.

It should be stressed that the internal compromise only affects the two passenger saloons. The cabs have well-detailed control desks, with drivers' seats but - as might be expected - no driver.

To extract the cab, the interior lighting strip must first be removed as the contacts run up the

rear of the cab bulkhead, resulting in the centre part of the bulkhead being solid rather than glazed.

## ON THE PULL

My abiding memory of these railcars is the gently, sideways-rolling ride and the clickety-clack of the wheels on jointed rails. Though the model doesn't roll from side to side on its suspension, it's quiet and smooth enough in operation to allow the sound of the rail joints to be enjoyed to the full. In fact, I'd go so far as to say you will need to replicate track joints on your layout to get the best out of it.

Our sample proved to be thoroughly impressive on the test track. Although the real cars were only intended to haul a Driving Trailer Second as a tail-load, or possibly a single van, the Scottish Region turned a couple into parcels cars and they might well have worked with a limited tail-load of a couple of vans.

## DAPOL CLASS 122 SINGLE-UNIT RAILCAR

| OVERVIEW          |                 |
|-------------------|-----------------|
| Manufacturer      | Dapol           |
| Ref. No.          | n/a             |
| Unit No.          | W55000; SC55007 |
| Scale/gauge       | 4mm:1ft 'OO'    |
| Body              | Plastic         |
| Chassis           | Metal/plastic   |
| Weight            | 376g            |
| Min. curve radius | R2 (438mm)      |

| ELECTRICS         |   |
|-------------------|---|
| Electrical system | 12V DC two-rail   |
| Motor type        | Sealed  |
| Lights?           | Directional marker/tail lights, cab and saloon interior, headcode and destination box |
| DCC ready?        | 21-pin  |

| CURRENT CONSUMPTION |      |
|---------------------|------|
| Max. speed          | 0.5A |
| Stalled             | 0.7A |

| MECHANISM      |   |
|----------------|---|
| Drive system   | Low-profile drive to gearboxes on both bogies |
| Flywheel(s)    | Two   |
| Traction tyres | No  |

| SERVICING        |                                       |
|------------------|---------------------------------------|
| How to dismantle | Body is held in place with four clips |
| Where to oil     | See instructions                      |

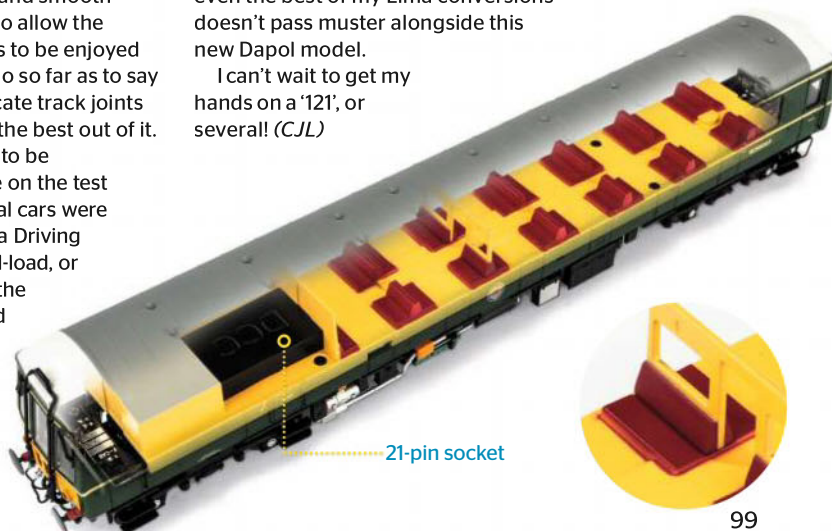
| DIMENSIONS            | PROTOTYPE | 1:76 SCALE | MODEL  |
|-----------------------|-----------|------------|--------|
| Length (over buffers) | 67ft 1in  | 269mm      | 268mm  |
| Height                | 12ft 4½in | 49mm       | 49mm   |
| Width (over body)     | 9ft 0in   | 36mm       | 35.8mm |
| Wheel diameter        | 3ft 0in   | 12mm       | 11.9mm |
| Bogie wheelbase       | 8ft 6in   | 34mm       | 34mm   |
| Wheel back-to-back    | -         | -          | 14.4mm |

There seemed, therefore, little point in testing the haulage capacity of the model. However, the test train I had used for the DJM Class 71 (see page 88) was still on the track, so why not give it a try? I have to say that the Dapol Class 122 will have no trouble hauling a dummy three-car DMU, should you wish. In fact, it took nine coaches up the 1-in-30 without missing a beat!

## VERDICT

I have eight Lima conversions and Hornby Class 121s. I had set about replacing the Lima chassis with newer Hornby examples so that I could fit DCC decoders. I've done a couple but that process will now stop. At last we have a bubble car to modern standards. I would fit a driver and a few passengers, weather the underframe and paint the floor, but even the best of my Lima conversions doesn't pass muster alongside this new Dapol model.

I can't wait to get my hands on a '121', or several! (CJL)





# EXCLUSIVE REVIEW

# HATTON'S

# 'WARWELL' WAGON

00  
GAUGE

## PRODUCTS

Hatton's 'Warwell',  
Nos. MODA95536  
(H4-WW-018),  
M360333  
(H4-WW-006), and  
MS.1 (H4-WW-001)

## PERIOD

1942-2000s

## REGION

All

## AVAILABILITY

www.hattons.co.uk

## USE WITH

Bachmann's  
forthcoming  
'Warflat'

## PRICE

rrp £33.00  
(£37.00  
weathered)

## Looks

0 1 2 3 4 5 6 7 8 9 10

## Build quality

0 1 2 3 4 5 6 7 8 9 10

## Features

0 1 2 3 4 5 6 7 8 9 10

## Decoration

0 1 2 3 4 5 6 7 8 9 10

## Value for money

0 1 2 3 4 5 6 7 8 9 10

RATING 92%

**T**he amount of weight Hatton's has managed to pack into each 'Warwell's' slight frame is remarkable. In fact, it's probably the first thing you'll notice, the first time you remove a 'Warwell' from its packaging. And the good first impressions don't stop there...

An initial once-over reveals crisp printing, impressive underframe detail and a robustness that you'd associate with a more expensive model. Along with its forthcoming 'O' gauge counterpart, the 4mm 'Warwell' is the first model to be produced directly by Hatton's, without going through a third-party manufacturer.

We were sent three livery/detail combinations of the 20 variations set for release, and you could win one (see right).

## MADE TO FIT

Britain would receive over 17,000 Sherman tanks following the passing of the United States' Lend-Lease Act in March 1941. However, when loaded onto 'Warflats', the Shermans were too tall to pass under many of the bridges and tunnels on Britain's railways. The solution was a flat wagon with a sunken 'well' between the bogies, which gave rise to its nickname.

The 'Warwell' first appeared in 1942, and it proved so popular that it continued to operate after the Second World War - and is still in use today.

As such, Hatton's 'Warwells' aren't limited to military-themed layouts. The versatile wagons were adapted for general freight use with steel/rail carrier and bolster deck variants, and these also feature in the Hatton's 'Warwell' range.

Our review samples include BR grey, GWR allocated WD and Ministry of Defence olive liveries. Each member of the trio looks impressive but, in my view, it's the

Mod 2000s olive version (MODA95536) that steals the show.

This particular wagon is covered in yellow and white printed details, which might just be some of the crispest I've seen - much of which I could read without a magnifying aid!

Although extremely similar, there are small detail differences across our trio of test subjects. MODA95536 sports GPS bogies (with two handbrake wheels on each), while the earlier MS.1 and M360333 sport diamond frame bogies (each with only two handbrake wheels, positioned at both alternative ends and on alternative side frames).

The buffers are different shapes depending on era, too.

The general shape of the 'Warwell' is suitably accurate, but I did notice slivers of daylight between the side frames and the deck - however you'd be very unlikely to notice this when it's running on a layout.

## HEAVY METAL

Without sufficient weight, flat wagons are prone to skipping across rails, but the sheer heft of our review samples forced them to adhere to the *Model Rail* test track and run smoothly throughout.

The underframe detail is exquisite too, but I had wondered if the end jacks would catch on the couplers as the wagons navigated tight curves. My fear was unfounded - each





“AN INITIAL ONCE-OVER REVEALS CRISP PRINTING, IMPRESSIVE UNDERFRAME DETAIL AND A ROBUSTNESS THAT YOU'D ASSOCIATE WITH A MORE EXPENSIVE MODEL”



'Warwell' navigated even first radius curves with ease on our test track.

One area that may prompt discussion is that catches for chain links are moulded details.

## CHAIN REACTION

Some may find it a shame that separately fitted chain links aren't included, but if you plan on modelling your 'Warwell' with a permanent load you'd have to cut the chain to length and graft it onto the load anyway.

Besides, later 'Warwells' sported straps, which would be extremely difficult to replicate in 4mm:1ft scale, especially as you'd require different configurations for different loads. To that end, Hatton's decision to omit such detail is justified.

We've seen Hatton's attractive navy and white colour scheme and logos on a box before, but it is worth quickly mentioning the packaging. Each 'Warwell' sits snugly inside, but not so tightly that you risk damage when repeatedly removing and replacing the model.

I must praise Hatton's for a packaging system that's kind to both model and modeller - other manufacturers take note!

Hatton's 'Warwell' is a quality model, made all the more impressive as the company's first solo effort. And, at under £40, this is a sizeable wagon with some outstanding features. If this is the shape of things to come from Hatton's, I'm very excited indeed. (MH)

**We're giving one lucky *Model Rail* reader the chance to win a Hatton's 'OO' 'Warwell' of their choice.**

**To be in with the chance of winning, all you need to do is answer this one simple question:**

**Q: When was Hatton's Model Railways established?**

**A. 1846 B. 1946 C. 2006**


Please submit your answer before July 30 2017, via: [www.model-rail.co.uk/hattonswin](http://www.model-rail.co.uk/hattonswin) or by sending your answer, along with your contact details, to: Hatton's Competition, *Model Rail*, Media House, Lynchwood, Peterborough Business Park, Peterborough PE2 6EA.

For full terms and conditions, please go to: [www.bauerlegal.co.uk/competition-terms.html](http://www.bauerlegal.co.uk/competition-terms.html)

**Please note:** The winner will be contacted to identify the 'Warwell' they would like to receive. For a full list of Hatton's 'OO' 'Warwells', visit: [www.hattons.co.uk/warwell](http://www.hattons.co.uk/warwell) Last date for entries is July 29 2017.



“THE MYRIAD LETTERING, LOGOS AND ICONS ARE BEAUTIFULLY PRINTED”



FIRST REVIEW

# DAPOL IDA CONTAINER WAGONS

**T**he shipping container has revolutionised the global logistics industry and enables goods to be smoothly transferred from ship to road to rail. But the recent adoption of 9ft 6in tall containers threatened to interrupt the smooth flow of containers - that extra foot over the traditional 8ft 6in container meant that they were too tall for Britain's rail network, and they either had to be conveyed in special low-height wagons, or go by road.

Wagon builder W.H. Davies developed a solution: the 'Super Low' container flat (coded IDA under TOPS). This vehicle, which operates in fixed pairs, enables 9ft 6in containers to be carried across virtually the whole of the rail network at 75mph.

Dapol announced that it would produce the 'Super Low' container flats when it unveiled its plans to produce the Class 68 in late 2013. The '68' arrived earlier this year, and now the wagons have landed, too.

First impressions are very good although, being container wagons, there's not a lot to look at! The DRS blue is well finished and the myriad lettering, logos and icons are beautifully printed. You can even read DRS' telephone and fax numbers on the side, albeit under a magnifier. Only the IDA expert is likely to note that some bits of pipework are supposed to be yellow.

Despite their skeletal looks, these wagons are weighty and have central die-cast spines. The additional plastic details are neatly rendered and particularly fine in places.

## BLAME IT ON THE BOGIE

The Standard Car Truck Company bogies, the secret weapon that allowed W.H. Davies to produce the IDA, are also well finished. The wheels are tiny - just 7.5mm diameter. The

00 GAUGE NEM

**PRODUCT**  
Dapol 4F-054-001  
IDA 'Super Low'  
container twins,  
DRS blue

**PERIOD**  
2006-present

**REGION**  
All

**AVAILABILITY**  
Dapol stockists or  
[www.dapol.co.uk](http://www.dapol.co.uk)

**PRICE**  
rrp £43.95

### Looks

0 1 2 3 4 5 6 7 8 9 10

### Build quality

0 1 2 3 4 5 6 7 8 9 10

### Features

0 1 2 3 4 5 6 7 8 9 10

### Decoration

0 1 2 3 4 5 6 7 8 9 10

### Value for money

0 1 2 3 4 5 6 7 8 9 10

**RATING 87%**

only visual detractor here is that the axles are more visible on the model than in reality; the reason is because the central spine looks a bit slimmer in order to enable the bogies to pivot freely. With that in mind, you can forgive this slight discrepancy.

There are NEM coupling pockets at each end. They're on a sprung cam arrangement, but the spring is perhaps a little on the stiff side and it meant that the IDA kept uncoupling on our test track.

The wagons are joined by a coupling bar that clips into the NEM pockets. There are moulded representations of the brake pipes, which is a neat touch. You will need to remove one of the coupling bars before you couple the 'twins' together.

The 'Super Lows' performed well on our test track and negotiated first radius curves and pointwork with ease, even at high speed. Aside from the occasional unwarranted uncoupling, performance was top notch.



The only other niggle that we found with our sample was the odd broken part, including one of the bufferheads. That aside, there's nothing much else to complain about.

In fact, it seems churlish to criticise these wagons when you consider that you can get a pair of highly detailed, well finished bogie wagons for less than £45. There is, of course, less material involved in their construction, but that still makes them excellent value. Well done Dapol. (RF)



**+**

Great looks, great finish and great value for money.

**Stiff coupling spring, broken parts in box.**

**-**



# FIRST REVIEW

# DJMODELS

# 'MERMAID'



**PRODUCT**  
DJM-N-RS-100010C/D  
BR/GWR 'Mermaid'  
ballast wagons

**PERIOD**  
1930-1990

**REGION**  
Any

**AVAILABILITY**  
DJModels stockists  
[www.djmodels.co.uk](http://www.djmodels.co.uk)

**PRICE**  
rrp £19.95  
each

## Looks

0 1 2 3 4 5 6 7 8 9 10

## Build quality

0 1 2 3 4 5 6 7 8 9 10

## Features

0 1 2 3 4 5 6 7 8 9 10

## Decoration

0 1 2 3 4 5 6 7 8 9 10

## Value for money

0 1 2 3 4 5 6 7 8 9 10

**RATING 86%**



Fine detail, crisp finish, useful prototype.

Minor detail issues.



**M**etropolitan Cammell, the Birmingham-based rolling stock builder, drafted an unconventional design for a side-tipping ballast wagon in 1930. A small batch was subsequently purchased by the GWR (Nos. 100001-100060) and, later, by British Railways.

Over 600 wagons were built for BR between 1952-61, and gained the 'Mermaid' moniker. The initial batch (BR diagram 1/573), was virtually identical to the GWR wagons and numbered DB989000-989088. The more numerous diagram 1/574 version (DB989089-989638) was upgraded to incorporate vacuum brakes and heavy duty hydraulic buffers.

With a gross weight of 14 tons, the ballast load was carried within a steel body that pivoted to either side of the chassis. The shallow side doors were hinged in such a way that the flow of ballast could be regulated. Chain clamps were provided to secure the wagon frames to the rails during tipping and, accordingly, ballast could only be discharged when stationary.

The GW and early BR unfitted wagons were largely confined to the Western Region, while the vacuum-fitted fleet was dispersed across all BR regions. Lasting until the early 1990s, they eventually gained a TOPS code of ZJV.

With plenty of livery choices (GW/BR black, Indian Red, olive green and 'Dutch' grey/yellow) and long careers, it's a surprise that we've not enjoyed mass-market RTR models of the 'Mermaid' in the popular scales. In 'OO', Flangeway has produced a limited run model, while this new offering from DJModels is the first version to appear in 'N' gauge.

Both BR and GWR versions are available and it's a pair of the latter that we have received for review, numbered DW100048/50, albeit finished in early BR livery. The simple markings have been applied to a high standard, with overhead line warning icons at each end.

## QUALITY MOULDING

The quality of moulding is universally high, with the distinctive open-framed chassis correctly reproduced. A full array of brake gear is provided, including cross shafts, yokes and safety loops, along with a vacuum cylinder. However, given that the GWR's 'Mermaid' fleet was not vacuum brake-fitted, this excellent detail is only relevant to later BR batches. Presumably, this single chassis option across the range helps to keep the price at a reasonable level.

The chassis sports a lovely set of hydraulic buffers (also erroneous for GWR wagons) but, on our samples,

a few of these were loose and required re-fixing with a drop of glue. Door tipping equipment has been faithfully captured, with chains and door brackets formed of separate mouldings at each end. A rendition of the track clamps has also been included, while lamp brackets and coupling hooks adorn the bufferbeams. Virtually all key dimensions appear to be scaled correctly, although the wheelbase appears to be a couple of millimetres too long, working out as a scale 13ft instead of 12ft.

Removable, realistic ballast loads are supplied and these feature a small metal weight hidden beneath, bringing the wagon's weight to a respectable 8g. Of note is the ability to remove the ballast load with a magnet.

Rapido-style couplings are mounted into NEM pockets, with a set of lower profile alternative couplers supplied. The couplings feature pivoting mounts that permit plenty of sideways, as well as fore and aft, movement. When coupled together, the gap between each 'Mermaid' is excessive (8-11mm), although it does allow the wagons to cope with tight radii curves.

Under test, the wagons ran freely and reliably. The coupling mounts can easily be knocked out of the frames unless handled carefully. This will lead to derailments, so a quick visual check is recommended before placing the wagons onto the tracks.

Aside from the detail issues, especially where the GWR versions are concerned, DJModels has done a great job in capturing the character of these unusual wagons. The BR 'Mermaids' in particular should prove popular with modellers across a wide range of eras and regions. (GD)



“OF NOTE IS THE ABILITY TO REMOVE THE BALLAST LOAD WITH A MAGNET”



ANY GAUGE

## PRODUCTS

- Proses LB902 Rotating Loco Cradle
- SS-01 Snap & Glue magnetic clamps
- TC-100M Timber & Rod Cutter

## AVAILABILITY

Bachmann stockists or [www.proses.com](http://www.proses.com)

## PRICES

Cradle **rrp £67.95**

Clamps **rrp £31.95**

Cutter **rrp £51.95**



Innovative tools, rugged, easy to use.



Cutting tool disappointing.


# CRADLE, CLAMP AND CUT

**H**olding a model locomotive securely during maintenance or modification work is important, especially where delicate (and expensive!) items are concerned. This new adjustable cradle from Proses can be tailored to suit virtually any single-unit locomotive in any scale from 'N' to 'O'.

Rendered in tough plastic, the cradle consists of two free-standing uprights, each with a trio of foam-padded retaining clamps, linked by a 290mm metal rod (maximum width between each base is 250mm). Small wing-nuts allow the clamps to grip the model on each side as well as underneath (supporting the locomotive's roof when upturned). Interchangeable clamps are provided for models in 'N' and 'OO', and longer arms are supplied to cope with the larger dimensions of 'O' gauge models.

A small hand wheel slots over the connecting rod and, when turned, a set of gears rotates the two clamps in unison. When set at the desired angle, the model can be locked in position, freeing up both hands to work on the locomotive.

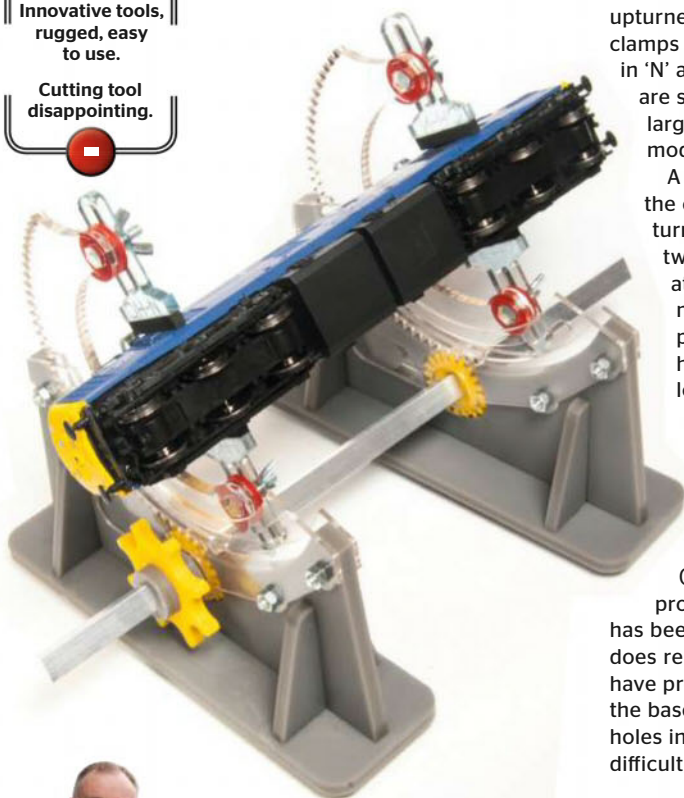
With plenty of scope for adjustment, to cope with models short or long, fat or thin, the fact remains that the twin uprights are not fixed to a single base (nor are any mounting holes provided). Once a locomotive has been clamped into the device it does remain fairly stable, but I'd have preferred the option to mount the bases to the worktop. Drilling holes in the plastic bases will not be difficult, however.



## GRIPPING STUFF

Another essential modelling aid is a pack of four magnetic corner clamps. The 42mm by 42mm plastic L-shaped devices feature powerful magnets and are good for use with wood, card and plastic components. Placed on the inner and outer faces of right-angled joints, the two parts of each clamp 'snap' together positively, holding the parts securely while glue is applied. Handy cut-outs on the inner faces leave the bonding area clear.

The TC-105 timber and rod cutter is a guillotine-type device that allows for the quick cutting of plastic or wood material. Adjustable fences are



## PETER'S PICKS

### FARM FOUR-PACKS

**OO GAUGE** Bachmann Scenecraft has released four packs of animals (cows, horses, pigs and sheep). Each pack has between six and nine animals, including young, plus a trough. The animals are nicely painted, though they might be a bit more realistic with a coat of matt varnish.

**Price:** Each pack retails at £9.95.

**Availability:** Bachmann stockists.



### LIGHTWEIGHT LANDSCAPES

ANY GAUGE

Noch announced its landscaping wire mesh and landscape modelling foil at the 2017 Nuremberg Toy Fair - and now they're available to buy. Both products enable the formation of lightweight land shapes - the Wire Mesh requires supporting at intervals, but the Modelling Foil is self-supporting. Both products will be of particular interest to people creating portable layouts, where keeping weight down is important.

**Price:** Landscaping Wire Mesh (100cm by 75cm), £16.50; Landscape Modelling Foil (15cm by 50cm) £21.00.

**Availability:** Gaugemaster. **Tel:** 01903 884488.

**Web:** [www.gaugemaster.com](http://www.gaugemaster.com)





provided, presenting the stock to the pivoting blade at the desired angle. Cuts can be made from 30° to 90° and a standard Stanley-style knife blade is employed, which can be readily replaced.

Mounted on a 220mm by 160mm plastic base, a set of screws and holes are provided for fixing to a workbench. Indeed, this is highly recommended as it greatly improves performance and accuracy, preventing the base from flexing during cutting.

In use, I struggled to obtain squarely cut edges in wood or plastic more than a couple of millimetres thick. The twin-bevel blade inevitably wanders away from the vertical once it begins its cut and a single-edged blade (similar to a chisel) would be far more effective. For the rapid cutting of thin material, at variety of angles, the tool is effective. However, at over £50, I was expecting a higher level of performance.

Apart from the cutting tool, these devices have proved to be dependable, versatile and effective. They're not the cheapest, but the high-quality, sturdy materials should provide years of reliable service. (GD)



# BRITISH TOY TRAINS

## PRODUCTS

- **British Toy Trains Book 1 - Whitanco/Burnett/Chad Valley/Palitoy/Astra**, 121pp, ISBN: 9780993204708
- **Book 2 - Dunham, White & Betal/British Marx/A. Wells**, 144pp, ISBN: 9780993204715
- **Book 3 - Brimtoy Ltd & Wells-Brimtoy Ltd 1914-1945**, 208pp, ISBN: 9780993204722

**AVAILABILITY**  
Mardon Cottage,  
Manor Road,  
Ullesthorpe,  
Lutterworth, Leics.  
LE17 5BN.  
Tel: 07979 241406.  
E-mail: mdfoster@hotmail.co.uk

**PRICES**  
Book 1  
**rrp £18.00**  
Book 2  
**rrp £18.00**  
Book 3  
**rrp £24.00**

**Three reviews** for the price of one! Michael Foster's name has long been known to train collectors and he's been

putting his efforts into a multi-volume account of the much lesser manufacturers of British model trains. Michael's books are lavishly illustrated. Most MR readers will never have seen first-hand many of the models illustrated, and many will be surprised at how crude some of them are. Other modellers will thrill to see the spotlight shining on such a large and neglected segment of the hobby.

Bassett Lowke and Hornby tend to be the pre-war names most people recognise, but there were many others, such as Marx, Chad Valley (latterly a Woolworths-owned brand), Brimtoy and Betal (apparently a pun on Beat All!).




The modelling may have been crude but the market wanted to be up to the minute. So, for anyone looking for a full account of Gresley's 'A4s' or Stanier's 'Coronations', there are pages of coverage. There's even a Marx 'Coronation' in military livery.

Other forms of traction were in their infancy, but the Union Pacific was pioneering diesel inter-city train sets in the 1930s, and British firms like Marx in Dudley, or Wells, were making them. Much of the steam was going out of this market as British Railways came on the scene, but Chad Valley managed a full selection of BR tinplate items.

## ON THE TIN

It wasn't just rolling stock. These manufacturers often went to town with a full selection of tin-printed accessories, such as signal boxes.

What makes these books special is the wealth of real gems that Michael has unearthed. Did you know that Palitoy offered a plastic 'S' scale range, decades



before Mainline 'OO' models appeared on the scene? That's right, it produced two locomotives, an LNER 'A3' and a GWR '61XX'.

The timeframe in which the volumes are being released means that 'update' information gets published in the next volume because these are stories hitherto uncovered and there's much to discover. Book 4 is scheduled for May 2018 and will cover Brimtoy 1945-1990, Mettoy and more. (Robert Forsythe)

## GRASS ISN'T GREENER

**ANY GAUGE** Noch has listened to customer feedback - that its static grass fibres look too bright for UK layouts - and has introduced a range of more subdued colours. The initial range covers four shades: brown, golden yellow, dark green and olive green.

**Price:** A 20g bag of 2.5mm fibres retails at £2.70.

**Availability:** Gaugemaster.  
**Tel:** 01903 884488.  
**Web:** [www.gaugemaster.com](http://www.gaugemaster.com)



## CREATE A SPLASH

**ANY GAUGE** Woodland Scenics has introduced a new system for modelling water. Based on its existing Realistic Water products, Water System has been designed for modelling anything from puddles to ripples on a lake and rolling sea waves.

The range includes Water Tints and Water Undercoats and a Deep Pour Water product for clear or murky water features. To see Water System in action, go to <http://woodlandscenics.com/show/video/watersystemoverview> (or <https://goo.gl/mEsieB>).

**Price:** Product retails from £5.25.  
**Availability:** Bachmann stockists.







FIRST REVIEW

# IRISH RAILWAY MODELS BALLAST HOPPERS

**OO** GAUGE **NEM**

**PRODUCT**  
IRM1001 CIÉ/IR  
ballast hoppers  
Set No. 1

**PERIOD**  
1972-2013

**REGION**  
Republic of Ireland

**AVAILABILITY**  
Irish Railway Models,  
13 Baggot Street  
Upper, Dublin 4,  
D04 W7K5, Ireland.  
**Web:** [www.irishrailwaymodels.com](http://www.irishrailwaymodels.com)

**PRICE**  
**rrp €117.02**

**Looks**

0 1 2 3 4 5 6 7 8 9 10

**Build quality**

0 1 2 3 4 5 6 7 8 9 10

**Features**

0 1 2 3 4 5 6 7 8 9 10

**Decoration**

0 1 2 3 4 5 6 7 8 9 10

**Value for money**

0 1 2 3 4 5 6 7 8 9 10

**RATING 84%**

**S**tarting something new? It's probably best to start with something small... That's what Irish Railway Models (IRM) has done.

IRM has become only the second organisation to produce bespoke, ready-to-run 'OO' gauge Irish outline models, but whereas Murphy Models has gone for locomotives and coaches, the newcomer has focused on the world of wagons. It has made a flurry of announcements in the past year or so, and the first fruits of its labours are now on show.

The first subject to be tackled is the quirky four-wheel ballast hopper. IRM provides, within the handsome green card box, a hugely comprehensive factsheet that gives chapter and verse about these wagons. To summarise, the first of these purpose-built ballast hoppers were introduced to CIÉ in 1972, followed by a further batch in 1974; some were also built for dolomite and mineral/gypsum traffic. Withdrawals started in early 2001, before Iarnród Éireann's new Autoballasters condemned the last of them in 2013.

These 20t wagons have a rather distinctive look, with the underframe protruding some way from the low-slung body at both ends. IRM has

captured this slightly awkward but not unattractive look well, with lots of fine plastic components. Given the exposed nature of the underframe, the model looks as though it might be slightly flimsy, but it's actually very sturdy.

The draw and brake gear are nicely rendered, as are the suspension units and the bearing detail on the axle ends. Under the heaped, grey ballast load - the only slight on the model's looks - is a detailed hopper interior. The load is removable but the fit is tight, and you'll need something like a scalpel blade to wiggle it free.

Metal wheels to 16.5mm gauge with pinpoint axles are provided, but IRM has designed the model so that 21mm gauge wheelsets (accurate for Ireland's 5ft 3in gauge) can be fitted.

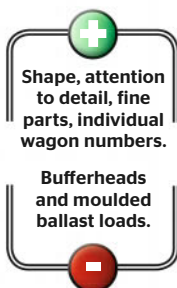

The bufferheads are moulded plastic and the finish is perhaps a little crude. However, that negative point is offset by a positive one; the tension lock units are finished in the body colour, which helps to hide them when running. The couplers are held in fixed NEM pockets, but the lack of a pivot didn't

seem to hamper the wagons when running through tight radius curves and pointwork.

With most infrastructure wagons, there's not a lot you can do with the livery - and these hoppers are no exception. The bauxite finish is well executed, and what highlights there are - the number and data panels - are all excellent. One particularly pleasing feature is the barely visible number on 24132, which has been painted over and replaced by a new-style stencil.

IRM has offered three packs of three wagons, all with different individual numbers. At €117.02 (just over £98 at the time of writing), they could be considered expensive (£32.66 each, compared to £28.95 for a Bachmann 'Covhop' for example), but this is a niche - dare we say, exclusive - product and therefore warrants the price tag. Plus, IRM has helpfully included a special code within the packaging, offering you money off its forthcoming Tara Mines bogie ore hopper, which is a nice touch.

Overall, these little wagons are an impressive debut. They're a must for all modern image Irish modellers and we await further models with interest. (RF)





# An exciting new series of books

For the first time ever - the full DNA of our hobby, showing the rich and colourful history of British Toy Trains, in a series of four books.

**Book 1: Whitanco, Burnett,  
Chad Valley, Palitoy.**


Practically sold out! £18 plus £3.50 p & p

A4 Landscape 132 pages 210 pictures

**Collectors Gazette Review**

“This first book - is an absolute delight. You are unlikely to find a more thorough guide. His editorial is exceptionally informative. This is an absolute joy.”

**Railway Modeller Review** “The book is well illustrated with contemporary advertisements and models from the author’s extensive collection.”



**Book 2: Dunham White & Betal,  
British Marx & Wells.**

Copies still available £18 plus £3.50 p & p


A4 Landscape 144 pages 230 pictures

**Bassett-Lowke Society Newsletter**

“This is another well produced and researched book with excellent photographs and reproduction by Michael Bowes.”

**Train Collectors Society Newsletter**

“You are in for a real treat, and the mouthwatering photography alone makes the book worth buying.”




**Book 3: Brimtoy & Wells-  
Brimtoy Published May 2017.**

Pre-order now £24 plus £3.50 p & p

A4 Landscape 209 pages 450 pictures

**Collectors Gazette Review**

“If you are a collector wanting to add to your knowledge or just fancy looking at some beautiful photography, then this ongoing series is for you.”



**Book 4: Will be published in May 2018**

Available from: Michael Foster, Marldon Cottage, Manor Road,  
Ullesthorpe, Nr. Lutterworth, Leics. LE17 5BN  
Telephone: 07979 241406 or Email: mdfooster@hotmail.co.uk



# Enjoy SIX months of Mo



CHOOSE FROM THESE OPTIONS...

## PRINT

- 7 issues for only £18.50 when you pay by recurring payment
- 13 issues for £40 when you make a one-off payment


## DIGITAL

- 7 issues for £13 when you pay by recurring payment
- 13 issues for £26 when you make a one-off payment

## SUBSCRIBE TODAY AND BENEFIT FROM:

- Free UK delivery to your door
- For a limited time only, get SIX months of *Model Rail* for just £18.50!
- Instant access to your digital magazine whenever, wherever you are
- Cheaper than buying from the newsagents

**Terms & Conditions:** \*£18.50 applies when you choose the print option and pay by recurring payment every 6 months. Subscriptions will start with the next available issue. After your first 7 issues your subscription will be continued at this offer price every 6 months thereafter unless you are notified otherwise. The minimum term is 13 issues. You will not receive a renewal reminder and the recurring payments will continue to be taken unless you tell us otherwise. This offer closes on 26 July 2017. This offer cannot be used in conjunction with any other offer. Cost from landlines for 01 numbers per minute are (approximate) 2p to 10p. Cost from mobiles per minute (approximate) 10p to 40p. Costs vary depending on the geographical location in the UK. You may get free calls to some numbers as part of your call package – please check with your phone provider. Order lines open 8am-9.30pm (Mon-Fri), 8am-4pm (Sat). UK orders only. Overseas? Please phone +44 1858 438828 for further details. Calls may be monitored or recorded for training purposes. For full terms and conditions please visit [www.greatmagazines.co.uk/offer-terms-and-conditions](http://www.greatmagazines.co.uk/offer-terms-and-conditions).



\* when you choose the print option and pay by direct debit

**QUOTE:  
GDAA**

FOR OVERSEAS PRICES PLEASE CALL:

**+44 1858 438828**



# *del Rail* for just £18.50\*



**DON'T  
MISS OUT**  
OFFER CLOSING  
**JULY 26**

**Subscribe to *Model Rail* and get  
great content, every four weeks!**

Every issue is packed with superb photography  
and behind-the-scenes articles about Britain's best  
model railways, in-depth reviews of new models,  
real-life inspiration and expert 'how to' advice.  
Don't miss out - subscribe today!

SUBSCRIBE  
BY PHONE  
OR ONLINE

**01858 438884**

Lines open  
Mon-Fri 0830-2130,  
Sat 0800-1600

**[www.greatmagazines.co.uk/modelrail](http://www.greatmagazines.co.uk/modelrail)**



# MODEL RAIL EXCLUSIVES

Order online at [www.modelrailoffers.co.uk](http://www.modelrailoffers.co.uk) or telephone 01209 613984

## LATEST BOOKAZINES

### GREAT BRITISH MODEL RAILWAYS 2017

Celebrate the skill, imagination and craftsmanship of Britain's best layout builders.

### BRITAIN'S MODEL TRAINS 2017

- Every new model for 2017
- 1,081 models reviewed and rated
- Prototype information

### IDEAS FOR LAYOUTS - FAMOUS TRAINS

Inspirational layout ideas, exciting projects and a wealth of information about Britain's most famous trains.



☎ 01733 840111 [www.greatmagazines.co.uk/modelrailbookazines](http://www.greatmagazines.co.uk/modelrailbookazines)

## BACHMANN 32-775Y CLASS 37 37068 GRAINFLOW

DCC READY 21 PIN 00 GAUGE NEM

Model Rail is pleased to unveil Class 37 37068 Grainflow in Railfreight Distribution 'triple grey'. 37068 received its new name at a ceremony at Ely on September 23 1987 to mark a five-year contract between wagon leasing company CAIB and Railfreight to provide grain wagons. Our model depicts 37068 in its early 1990s guise and perfectly complements Bachmann's new Polybulk grain hoppers.

£ £125.95 (MR subscribers £112.50) inc. P&P



## HELJAN 34121 BR GREEN BRCW TYPE 3 DIESEL (CLASS 33/0) D6510

00 GAUGE DCC READY 8 PIN NEM

Based on Heljan's all-new Class 33/0 tooling, this exclusive model features BR green D6510 in mid-1960s condition with small yellow warning panels and white trim. Improvements over the old '33' include fine-etched metal radiator grilles and footsteps, finer handrails and a much better overall body shape. The model also has an eight-pin DCC decoder socket, directional lights and NEM couplings. Limited to just 500 pieces.

£ £110.00 (MR subscribers save 10% £99.00) inc. P&P



## BACHMANN 31-650R PROVINCIAL SERVICES CLASS 47/4 DIESEL 47475

DCC READY 21 PIN 00 GAUGE NEM



£ £110.00 (MR subscribers £99.00) inc. P&P

To complement our limited edition Bachmann Trans-Pennine Mk 2a coaches, we've commissioned a model of the unique Provincial Services Class 47/4, which was a regular performer on Liverpool-Newcastle and associated routes in the late 1980s and early 1990s. The model has a 21-pin DCC socket, directional headlights and switchable cab lights, plus all-wheel drive and pick-up. Limited to 500 pieces.



## BACHMANN 32-725 WDS EURO CARGO RAIL CLASS 66 DIESEL



Produced with the full co-operation of DB Schenker and Euro Cargo Rail, this superb Bachmann Class 66 is now only available with a factory-fitted DCC sound decoder. Our model features modified front skirts with snowploughs and a wealth of extra printed detail as per the prototype, which is used in Britain and France.

**IN STOCK NOW!**

£ DCC Sound Fitted: £261.95 (MR subscribers £235.75) inc. P&P

**All DCC-ready versions have now sold out.**

## BACHMANN 38-404Z SATLINK ZTR BRAKE VAN

Based on Bachmann's superb Southern Railway 'pillbox' brake van, KDS56153, classified ZTR on TOPS, was used as a personnel carrier to work sites and is the perfect companion to our other 'Satlink' liveried models. Order yours now.

£ Just £29.95

(MR subscribers £27.00) inc. P&P

**IN STOCK NOW!**



## GRAB 'EM WHILE YOU CAN! MODEL RAIL EXCLUSIVES

We're down to the last knockings of some of our *Model Rail* Exclusives, so if you want one, you'd better order it quick!

### BACHMANN 31-145Z 'D11' 4-4-0 No. 5511 MARNE

£ £146.95 (MR subscribers £132.26) inc. P&P

**JUST 9 LEFT!**



### HELJAN 89431 'RED STAR' EXPRESS PARCELS CLASS 128

£ £139.95

(MR subscribers £125.95) inc. P&P

**JUST 7 LEFT!**



\*Please note: All quantities were correct at the time of publication.

### MR-102: No. 68

**JUST 9 LEFT!**



Southern Railway black

£ £124.95 (MR subscribers £112.46) inc. P&P

### MR-103: No. 30069

**JUST 1 LEFT!**



BR early emblem black

£ £124.95 (MR subscribers £112.46) inc. P&P

### MR-106: No. 30071

**SOLD OUT!**



BR late emblem black (weathered)

£ £124.95 (MR subscribers £112.46) inc. P&P



# WHAT'S ON EXHIBITION DIARY

## Jun 30-Jul 1

**WRENBURY, CHESHIRE.** Wrenbury & District MRC MRE. Village Hall, Cholmondeley Rd, Wrenbury CW5 8HG. **Time:** Fri 1900-2130, Sat 0930-1630. **Web:** [www.wrenburymodelrailwayclub.btck.co.uk](http://www.wrenburymodelrailwayclub.btck.co.uk)

## Jul 1

**BEACONSFIELD, BUCKS.** Beaconsfield & District MRC MRE. The Beaconsfield School, Wattleton Road, Beaconsfield HP9 1SJ. **Time:** 1030-1700. **Admission:** Adult £5, Child £2.50. **Tel:** 01753 643724. **Web:** [www.beaconsfieldmrc.org](http://www.beaconsfieldmrc.org)

**ROMSEY, HANTS.** Romsey & DRMS Open Day, Abbey United Reformed Church, The Abbey, Romsey SO51 8EL. **Time:** 1030-1700. **Tel:** 01794 513862. **Web:** [www.rdrms.com/exhibitions](http://www.rdrms.com/exhibitions)

## Jul 1-2

**CONWY, N. WALES.** North Wales N Gauge Area Group Annual Show. Ysgol Porth Y Felin, Llanrwst Road, Conwy LL32 8FZ. **Time:** Sat 1000-1700, Sun 1000-1600. **Admission:** Adult £4, Child £2. **E-mail:** [athoath@ntlworld.com](mailto:athoath@ntlworld.com)

**EXETER, DEVON.** The Exe MRS MRE. Matford Centre, Matford Rd, Marsh Baton, Exeter EX2 8FD. **Time:** 1000-1700. **Admission:** Adult £7, Concession £6. **Tel:** 01392 421906. **Web:** [www.exemrs.co.uk](http://www.exemrs.co.uk)

**LAINDON, ESSEX.** Basildon MRC MRE. James Hornsby School, Leinster Road, Laindon SS15 5NX. **Time:** Sat 1000-1700, Sun 1000-1600. **Admission:** Adult £5, Senior £3, Child £2, Family £12. **Tel:** 01268 574884.

## Jul 2

**ASHMANHAUGH, NORFOLK.** Ashmanhaugh Light Railway Open Day. East View Farm, Stone Lane, Ashmanhaugh, Norwich NR12 8YW. **Time:** 1400-1700. **Web:** [www.ashmanhaughlightrailway.co.uk](http://www.ashmanhaughlightrailway.co.uk)

## Jul 8

**HEYWOOD, LANCS.** Heywood MRG MRE. Club Rooms, Unit 3, Park Works, River St, Heywood OL10 4AB. **Time:** 1000-1600. **Web:** [www.hmrg.co.uk](http://www.hmrg.co.uk)

**HODDESDON, HERTS.** Friends of Robert Barclay Academy MRE. The Robert Barclay Academy, Cock Lane, Hoddesdon, Herts EN11 8JY. **Time:** 1030-1630. **Admission:** Adult £4.50, Concession £3, Family £12. **Tel:** 07866 641215.

**GNOSALL, STAFFS.** Staffordshire Finescale Group and Friends. Gnosall Memorial Village Hall, Lowfield Lane, Gnosall, Stafford ST20 0ET. **Time:** 1100-1700. **Admission:** Adult £5. **Web:** [www.staffordshirefinescale.co.uk](http://www.staffordshirefinescale.co.uk)

**NEWTON, GTR MANCHESTER.** Stockport & District Railway Modellers Open Day. 3rd Newton Scout Hut, Cartwright Street, Newton SK14 4FH. **Time:** 1030-1600. **Admission:** Free. **Tel:** 07895 838 029. **Web:** [www.sdrm.co.uk](http://www.sdrm.co.uk)

**WHITTLESEY, CAMBS.** 1st Whittlesey Scouts and March & District MRC MRE. Whittlesey Scout Hut, Inhams Road, Whittlesey PE7 1TT. **Admission:** £2.

## Jul 8-9

**AMBERLEY, SUSSEX.** Amberley Museum & Heritage Centre Rail Gala. **Time:** 1000 1700. **Admission:** Adult £11.50, Concession £10.50, Family £32. **Tel:** 01798 831370. **Web:** [www.amberleymuseum.co.uk](http://www.amberleymuseum.co.uk)

## Jul 9

**POOL, CORNWALL.** West Cornwall MRG MRE. Carn Brea Leisure Centre, Station Road, Pool TR15 3QS. **Time:** 1000-1630. **Admission:** Adult £4.50, Concession £4. **Tel:** 01209 211331.

**OXTED, SURREY.** MRE. Oxted School, Bluehouse Lane, Oxted RH8 0AB. **Admission:** Adult £5, Child £2, Family £12.

## Jul 15

**FRINTON-ON-SEA, ESSEX.** MRE. St Mary Parish Church, Old Road, Frinton-on-Sea, Essex CO13 9BX. **Admission:** Adult £5, Child £2, Family £12.

**SOUTHAMPTON.** Exbury Club MRE. Exbury, nr Beaulieu, Southampton SO45 1AH. **Time:** 1030-1700. **Admission:** £3.50. **Tel:** 0238 089 1345. **E-mail:** [exburyclub@gmail.com](mailto:exburyclub@gmail.com)

## Jul 15

**LAUNCESTON, CORNWALL.** Launceston Area Group MRE. Launceston Town Hall PL15 7AR. **Time:** 1000-1600. **Admission:** Adult £4, Senior £3, Child £1. **Tel:** 07972 333202. **E-mail:** [les.whaley@talktalk.net](mailto:les.whaley@talktalk.net)

## Jul 16

**CHICHESTER, SUSSEX.** Chichester and District Society of Model Engineers 'Steam on Sunday'. Blackberry Lane, off Bognor Road, Chichester, PO19 7FS. **Time:** 1400-1700. **Tel:** 07954 051594. **Web:** [www.cdsme.co.uk](http://www.cdsme.co.uk)

**HOPEMAN, MORAY.** MRE and Hobbies. Memorial Hall, Farquhar Street, Hopeman IV30 5SL. **Time:** 1030-1630. **Tel:** 0781 8614568. **E-mail:** [western.ave@aol.com](mailto:western.ave@aol.com)

## Jul 22

**BRIXHAM, DEVON.** MRE. Churston Fersers Grammar School, Greenway Road, Galmpton TQ5 0LN. **Admission:** Adult £5, Child £2, Family £12.

**TWICKENHAM, MIDDX.** Twickenham & District MRC Open Day. Kerswell Hall, 133 Wills Cres, Hounslow TW3 2JF. **Time:** 1000-1600. **Tel:** 01784 459104. **Web:** [www.tdmrc.org.uk](http://www.tdmrc.org.uk)

## Jul 22-23

**BRENTFORD.** The 2017 Festival of Model Tramways. The London Museum of Water & Steam, Green Dragon Lane, Brentford TW8 0EN. **Time:** 1100-1600. **Web:** [www.tramwayinfo.com](http://www.tramwayinfo.com)

**GOATHLAND, YORKS.** Whitby and District MRC MRE. Goathland Village Hall, Goathland YO22 5LN. **Time:** 1000-1630. **Admission:** £1. **Tel:** 07870 480925. **E-mail:** [paul.gallon75@gmail.com](mailto:paul.gallon75@gmail.com)

## Jul 23

**ALNWICK, NORTHUMBERLAND.** Alnwick MRC Open Day. Rock Village Hall, Rock, nr Alnwick. NE66 3SE. **Time:** 1000-1600.

**GAINSBOROUGH, LINCS.** Gainsborough MRS Open Day. **Time:** 1330-1800. **Admission:** Adult £4, Senior £3, Family £10. **Tel:** 01427 610475. **Web:** [www.gainsboroughmodelrailway.co.uk](http://www.gainsboroughmodelrailway.co.uk)

## July 26

**BISHOPS LYDEARD, SOMERSET.** Taunton MRG MRE. Bishops Lydeard Station, West Somerset Railway. **Time:** 1030-1630. **Admission:** Adult £1.50, Child £0.76.

## Jul 29

**BARNSTAPLE, N. DEVON.** Christ Church, Bear Street, Barnstaple EX32 7BU. **Time:** 1000-1600. **Time:** 1000-1600. **Tel:** 01237 238872. **E-mail:** [shadylane@live.co.uk](mailto:shadylane@live.co.uk)

**BRIDPORT, DORSET.** Bridport & District MRC MRE. Bridport United Church Hall, East Street, Bridport DT6 3LJ. **Time:** 1000-1630. **Admission:** Adult £3.50, Child £1. **Tel:** 01308 861754. **E-mail:** [robert@rahrens.wanadoo.co.uk](mailto:robert@rahrens.wanadoo.co.uk)

**NORTH SHIELDS, TYNE & WEAR.** Blyth and Tyne MRS MRE. RailEx NE. John Spence Community High School, Preston Grange, North Shields NE29 9PU. **Time:** Sat 1000-1700, Sun 1000-1600. **Admission:** Adult £7, Child £3, Family £16. **E-mail:** [lippydavies@blueyonder.co.uk](mailto:lippydavies@blueyonder.co.uk) **Web:** [www.railexne.com](http://www.railexne.com)

## Jul 29-30

**LLANDUDNO.** Colwyn MRC MRE. Craig y Don Community Centre, Queen's Road, Craig y Don LL30 1TF. **Time:** 1000-1600. **Admission:** Adult £4, Child £2. **Tel:** 01766 890842. **Web:** [www.colwynmodelrailwayclub.co.uk](http://www.colwynmodelrailwayclub.co.uk)

**STOKE-ON-TRENT.** St Johns Charity Exhibition. St John's Primary School, Wheatley Avenue, Trent Vale, Stoke on Trent. **Time:** Sat 1030-1700, Sun 1030-1630. **Admission:** Adult £4, Child £2, Family £10. **Tel:** 07747 087050. **E-mail:** [jrf.cox@hotmail.co.uk](mailto:jrf.cox@hotmail.co.uk)

**NEW MILTON, HANTS.** South Coast MRC MRE. The Arnewood School, Gore Road, New Milton BH25 6RS. **Time:** Sat 1000-1700, Sun 1000-1600. **Tel:** 01425 616646. **Web:** [www.southcoastmodelrailwayclub.co.uk](http://www.southcoastmodelrailwayclub.co.uk)

## Jul 30

**THIRSK, YORKS.** Thirsk and District MRG Show. Thirsk Town Hall, Westgate, Thirsk YO7 1QR. **Time:** 1030-1630. **Admission:** Adult £4, Child £2, Family £10. **E-mail:** [p.simmerson@btinternet.com](mailto:p.simmerson@btinternet.com)

## Aug 2, 9, 16, 23, 30

**BISHOPS LYDEARD, SOMERSET.** Taunton MRG MRE. Bishops Lydeard Station, West Somerset Railway. **Time:** 1030-1630. **Admission:** Adult £1.50, Child £0.76.

## Aug 5

**BIRCHENCLIFFE, HUDDERSFIELD.** Pennine MRS MRE. St Philips Community Centre, Briarlyn Road, Birchencliffe, Huddersfield HD3 3NL. **Time:** 1000-1700. **Admission:** Adult £4.50. **Tel:** 07787 840672.



**MINEHEAD, SOMERSET.** Exmoor Coast Railway Modellers EXMOOR-RAIL. The Minehead Eye, Mart Road, Minehead TA24 5BJ. **Time:** 1000-1630. **Admission:** Adult £5, Child £1, Family £10. **Tel:** 01643 706736. **E-mail:** [nelhams1@tiscali.co.uk](mailto:nelhams1@tiscali.co.uk)

#### Aug 5-6

**REDCAR, CLEVELAND.** Cleveland MRC MRE. Redcar & Cleveland College, Corporation Road, Redcar TS10 1EZ. **Time:** Sat 1000-1700, Sun 1000-1600. **Admission:** Adult £4.50, Child/Concession £3.50, Family £12.50. **Tel:** 07864 880242. **Web:** [www.cmrc.club](http://www.cmrc.club)

#### Aug 6

**ASHMANHAUGH, NORFOLK.** See July 2.

#### Aug 10

**WELLING, KENT.** The Association of Bexley Charities Charity Toy and Train Fair. Falconwood Community Centre, 32 Falconwood Parade, The Green, Welling, Kent DA16 2PG. **Time:** 1800-2130. **Admission:** Adult £1.

#### Aug 12

**BEXHILL-ON-SEA, SUSSEX.** Bexhill MRC MRE. St Richards Catholic College, Ashdown Road, Bexhill-on-Sea TN40 1SE. **Time:** 1000-1700. **Admission:** Adult £4, Child £2, Family £10. **Web:** [www.bexhillmrc.org.uk](http://www.bexhillmrc.org.uk)

**HEYWOOD, LANCs.** See July 8.

**MILTON KEYNES.** Silverfox DCC MRC MRE. Oakgrove School, Brickhill St, Milton Keynes MK10 9JQ. **Time:** 1000-1600. **Admission:** Adult £6, Child £2. **Tel:** 01908 225249.

#### Aug 12-13

**RIPLEY, DERBYSHIRE.** The Midland Raillex MRE. Midland Railway, Butterley DE5 3QZ. **Time:** 1000-1630. **Admission:** Adult £15.50, Concession £14.50, Child £7.75, Family £38.75. **E-mail:** [garratt@w3z.co.uk](mailto:garratt@w3z.co.uk)

**SWANAGE, DORSET.** Isle of Purbeck MRE. Harmans Cross Village Hall, Haycrafts Lane, Swanage BH19 3EB. **Admission:** Adult £5, Child £2, Family £12.

**WELLS, SOMERSET.** Wells Railway Fraternity Railwells 40 and Scalefour Southwest 25. The Town Hall, Market Place, Wells BA5 2RB. **Time:** Sat 1030-1730, Sun 1030-1630. **Admission:** Adult £6. **Tel:** 01749 938362. **Web:** [www.railwells.com](http://www.railwells.com)

#### Aug 13

**LLWYNCELYN, ABERAERON.** West Wales MRE. Llwynceilyn Memorial Hall, Aberaeron. SA46 0HF. **Time:** 1000-1630. **Admission:** Adult £4, Concession/Child £3.50, Family £9. **Tel:** 01545 571634.

#### Aug 19

**BISHOPS STORTFORD, HERTS.** Bishops Stortford MRS MRE. Birchwood High School, Parsonage Lane, Bishops Stortford CM23 5NT. **Time:** 1030-1630. **Admission:**

Adult £5, Child £2, Family £10. **Tel:** 01279 503511. **E-mail:** [bsrillsoc@gmail.com](mailto:bsrillsoc@gmail.com)

#### COGENHOE, NORTHANTS.

Northampton & District MRC MRE. Cogenhoe Village Hall, York Avenue, Cogenhoe NN7 1NB. **Time:** 1000-1630. **Admission:** Adult £3, Child £2, Family £8. **Tel:** 01604 890275. **Web:** [www.nmrc.org](http://www.nmrc.org)

**LUDLOW.** Craven Arms & District MRC MRE. Ludlow Racecourse, Bromfield SY8 2BT. **Time:** 1000-1630. **Admission:** Adult £3, Senior £2.50, Child £2. **Tel:** 01588 672145.

**GUILDFORD, SURREY.** Astolat MRC Open Day. National Trust Dapdye Wharf, Wharf Road, Guildford GU1 4RR. **Time:** 1100-1700. **Admission:** Adult £3.95, Child £2.30, Family £11.50. **Tel:** 01483 722098. **Web:** [www.astolatmrc.co.uk](http://www.astolatmrc.co.uk)

#### Aug 19-20

**CRICH, DERBYSHIRE.** Model tram, bus and railway exhibition. National Tramway Museum, Crich Tramway Village, Crich DE4 5DP. **Time:** 1000-1700. **Web:** [www.tramway.co.uk](http://www.tramway.co.uk)

**PICKERING, YORKS.** Scarborough & District Railway Modellers MRE. Memorial Hall, Pickering N. Yorks YO18 8AA. **Time:** Sat 1000-1700, Sun 1000-1600. **Admission:** Adult £5, Concession: £4.50. **Web:** [www.sdrmmweb.co.uk](http://www.sdrmmweb.co.uk)

**ROSS ON WYE.** Ross on Wye MRE. John Kyrle High School, Ledbury Road, Ross on Wye HR9 7ET. **Time:** 1000-1600. **Admission:** Adult £4, Child £3, Family £10.

#### Aug 26

**WOODBIDGE, SUFFOLK.** MRE. Woodbridge School, Burditt Road, Woodbridge IP12 4JH. **Admission:** Adult £5, Child £2, Family £12.

**YIEWSLEY, LONDON.** Hillingdon Railway Modellers Test Track Open Day. Yiewsley Baptist Church Hall, 74 Colham Ave, Yiewsley, Hillingdon UB7 8HF. **Time:** 1000-1600. **Admission:** £4. **Tel:** 020 8368 4090. **Web:** [www.hillingdonrailwaymodellers.co.uk](http://www.hillingdonrailwaymodellers.co.uk)

#### Aug 26-27

**HAWICK, SCOTLAND.** Hawick & District Railway Society. Border Rail 2017. The Auld Baths, Bath St, Hawick TD9 7DP. **Time:** Sat 1000-1700, Sun 1000-1600. **Admission:** Adult £4, Child £2, Senior £3. **Tel:** 01450 375787. **E-mail:** [4472fs@gmail.com](mailto:4472fs@gmail.com)

#### Aug 26-28

**GAINSBOROUGH, LINCs.** See July 23.

#### Aug 27

**BROXBORNE, HERTS.** Hoddesdon MRC MRE. Club Site, The Old Mill, Mill Lane, Broxbourne, Herts EN10 7AX. **Time:** 1000-1600. **Admission:** Adult £2, Child £1. **Tel:** 07542560493. **Web:** [www.hoddesdonmrc.org.uk](http://www.hoddesdonmrc.org.uk)

**MACHYNLLETH.** Corris Railway Society MRE. The Plas, Machynlleth SY20 8ER. **Time:** 1030-1700 both days. **Admission:** Adult £4, Senior £3.50, Child £2, Family £10. **E-mail:** [enquiries@corris.co.uk](mailto:enquiries@corris.co.uk)

**KEIGHLEY.** Aire Valley RMC Open Day. Melbourne House, Dalton Lane, Keighley BD21 4LG. **Time:** 1000-1600. **E-mail:** [info@avrmc.org.uk](mailto:info@avrmc.org.uk) **Web:** [www.avrmc.org.uk](http://www.avrmc.org.uk)

#### Aug 28

**HARROGATE, YORKS.** Bilton Grange MRC MRE. Bilton United Reformed Church, Corner Skipton Road and Woodfield Road, Harrogate HG1 4LN. **Time:** 1000-1600. **Admission:** Adult £4, Child £1, Family £8. **Tel:** 01423 521542. **E-mail:** [harrogatemrc@hotmail.com](mailto:harrogatemrc@hotmail.com)

#### Sep 2

**BURGESS HILL, SUSSEX.** Burgess Hill MRC MRE. Burgess Hill Girls, Keymer Road, Burgess Hill RH15 0EG. **Time:** 1000-1700. **Admission:** Adult £5, Child £3, Family £13. **Tel:** 01444 455215. **Web:** [www.burgesshillmrc.org.uk](http://www.burgesshillmrc.org.uk)

**TADWORTH, SURREY.** Tadworth Autumn 2017 MRE. The Good Shepherd Church Hall, Station Approach Road, Tadworth KT20 5AH. **Time:** 1000-1700. **Admission:** Adult £5, Child £3, Senior £4, Family £10. **Tel:** 0775 845 8827. **E-mail:** [stuart.robinson27@ntlworld.com](mailto:stuart.robinson27@ntlworld.com)

#### Sep 2-3

**ALNWICK, NORTHUMBERLAND.** Aln Valley Railway MRE. Lionheart Station, Aln Valley Railway, Lionheart Business Park, Alnwick NE66 2EZ. **Time:** 1030-1630. **Admission:** Adult £4, Concession £2, Family £10. **Tel:** 01665 606168.

**BISHOPS LYDEARD, SOMERSET.** See July 26.

**LEIGH, MANCHESTER.** Leigh MRS MRE. St Joseph's Hall, Chapel St, Leigh WN7 2DA. **Time:** 1000-1700. **Admission:** Adult £5. **Tel:** 01942 895030. **Web:** [www.leighmodelrailwaysociety.wordpress.com](http://www.leighmodelrailwaysociety.wordpress.com)

#### Sep 3

**ASHMANHAUGH, NORFOLK.** See July 2.

#### Sep 9

**HEYWOOD, LANCs.** See July 8.

**ROMILEY, CHESHIRE.** Romiley Methodist Modellers MRE. Romiley Methodist Church, Stockport Road, Romiley, Stockport SK6 3AH. **Time:** 1030-1630. **E-mail:** [ian.gould@virginmedia.com](mailto:ian.gould@virginmedia.com)

#### Sep 9-10

**LEAMINGTON SPA, WARCS.** International N Gauge Show. The Warwickshire Exhibition Centre, The Fosse, Fosse Way nr Leamington Spa CV31 1XN. **Time:** Sat 1000-1700, Sun 1000-1600. **Admission:** Online/Door - Adult £10/10.50, Senior £9/9.50, Child £4.50/5. **Web:** [www.ngaugeshow.co.uk](http://www.ngaugeshow.co.uk)

## PROMOTE YOUR EVENT HERE

Model Rail is happy to accept details of club exhibitions for inclusion on this page free of charge on the understanding that details may be edited down to suit available space and that Model Rail and its staff are not held responsible for any errors, howsoever caused. Send your exhibition details to: Model Rail Exhibition Diary, Media House, Lynchwood, Peterborough Business Park, Peterborough PE2 6EA or e-mail: [jane.skinner@bauermedia.co.uk](mailto:jane.skinner@bauermedia.co.uk) Entries for the Summer 2017 issue should reach us by July 7 2017.



# Model Rail Travel

We select our partners to ensure that we offer breaks of good quality, to make sure you have a great time every time.

## Scottish Highland Railways

5 days from £459

Departing Sept - Oct 2017

Apr - Oct 2018

Take in some of the UK's finest scenery on three of Scotland's most outstanding railway journeys. Enjoy a ride on the West Highland Line from Fort William to Mallaig, another from Inverness to Kyle of Lochalsh and an evocative steam-powered adventure on the wonderful Strathspey Railway.

### Tour highlights and inclusions

- Rail travel from Inverness to Kyle - one of the 'Great Railway Journeys of the World'
- Journey by steam on the Strathspey Railway
- Cross the famous Glenfinnan Viaduct on the 42-mile journey from Fort William to Mallaig
- Visit the famous Highland resort of Aviemore

- Four nights' carefully chosen dinner, bed and Scottish breakfast accommodation at either the Highlander Hotel, Newtonmore or the Carrbridge Hotel, Carrbridge
- Return flights from your chosen airport to Edinburgh
- Comfortable coach travel and transfers in Scotland
- Fully escorted by a friendly, experienced tour manager

JOHN PETER PHOTOGRAPHY/ALAMY

## Historic railways of the Isle of Man

5 days from £509

Departing Sept - Oct 2017

Mar - Oct 2018

Discover a corner of the world where daily life seems to move a little slower, on an escorted tour that includes three unforgettable rail journeys through the timeless landscape of the Isle of Man. Head south from the island capital, Douglas, to the unspoilt beaches of Port Erin; go north to Ramsey then west to pretty Peel and east to Laxey, beneath the green slopes of Snaefell.

### Highlights

- Journey on the narrow gauge Isle of Man Steam Railway
- Visit Port Erin
- Ride on Britain's longest electric railway, the Manx Electric Railway
- Take the Snaefell Mountain Railway from Laxey to the summit
- Enjoy the views across 'Seven Kingdoms' from the summit station on clear days

### What's included?

- Free rail travel and entry to all Manx National Heritage attractions with a Go Explore Heritage Card
- Four nights' half-board accommodation at your chosen hotel in Douglas
- Return flights from the UK to the Isle of Man
- Coach travel and transfers throughout
- Fully escorted by a friendly, experienced tour manager



ROBERT HARDING/ALAMY

## Steam railways of Austria

8 days from £679

Departing Sept - Oct 2017

May - Oct 2018

Relax and 'let the train take the strain' as you explore a world of green pastures, wooden chalets, forests and distant peaks, as you take a travel along some of Austria's most memorable vintage rail routes. Visit Innsbruck and enjoy warm Tyrolean hospitality as you stay amid the green valleys of the Zillertal Alps.

### Highlights

- Explore Innsbruck, the imperial Tyrolean capital and Ambras Castle
- Travel on the lovingly maintained vintage trains of the Achensee Cog Railway
- Optional excursions to Salzburg and the spectacular Krimml Falls

### What's included?

- Seven nights' half-board accommodation at three-star Hotel Almhof Lackner, Ried im Zillertal
- A ride on the Zillertal Steam Railway
- Visits to Innsbruck and Lake Achensee
- Return flights from the UK to Austria
- Comfortable, air-conditioned coach travel and transfers
- Fully escorted by a friendly, experienced tour manager



**Call to book on 0330 160 8034 quoting MRM**

**Or visit [www.newmarketholidays.co.uk/MRM](http://www.newmarketholidays.co.uk/MRM) to see our full range of holidays, excursions and events.**



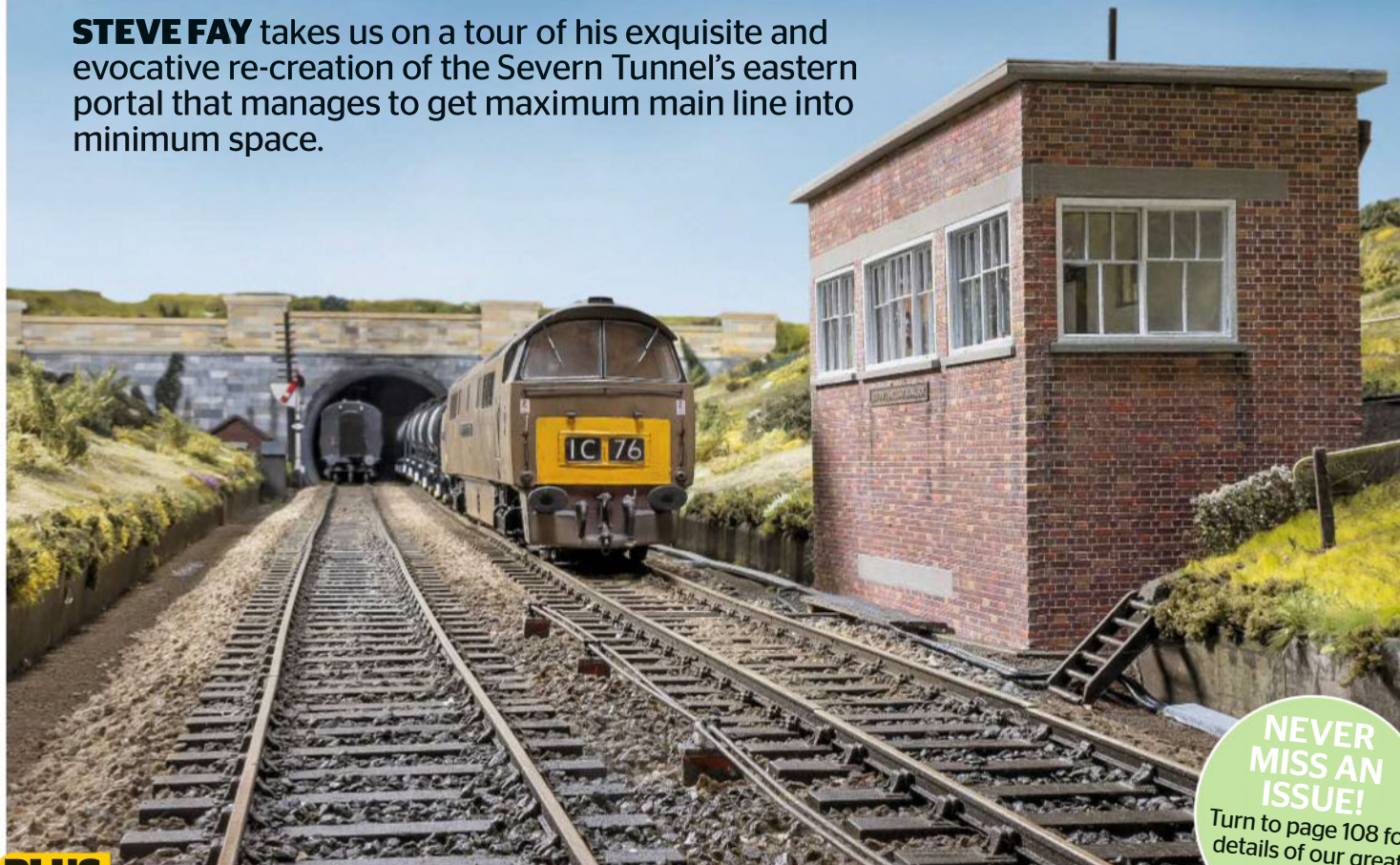
IN THE NEXT ISSUE OF...

# MODEL RAIL

ON SALE  
JULY  
27

## 'SEVERN TUNNEL EAST'

**STEVE FAY** takes us on a tour of his exquisite and evocative re-creation of the Severn Tunnel's eastern portal that manages to get maximum main line into minimum space.



**PLUS**

### Learn new skills

Try something different next month as our expert modellers demystify the supposed black arts of kit-building, soldering, kit-bashing, DCC installation and more. **Don't miss it.**

**NEVER MISS AN ISSUE!**  
Turn to page 108 for details of our great subscription offer

### CONTACT US

Media House, Lynchwood,  
Peterborough Business Park,  
Peterborough PE2 6EA  
E-mail: [modelrail@bauermedia.co.uk](mailto:modelrail@bauermedia.co.uk)

#### EDITORIAL

Telephone: 01733 468000  
Editor: Richard Foster  
Deputy Editor: George Dent  
Consultant Editor: Chris Leigh  
Staff Writer: Mike Harris  
Model consultant: Dave Lowery  
Editorial Assistant: Jane Skinner  
Art Editor: Matthew Hunt  
Production Editor: Shane Collins  
Sub Editor: Richard Hampson  
Photography: Jacques Portal, Chris Nevard  
Artist: Andrew Mackintosh

#### PRODUCTION

Telephone: 01733 468377  
Print Production Manager:  
Richard Woolley  
Advertising Production:  
Zoe Bellamy  
Printed by:  
Wyndeham Southernprint,  
Poole, Dorset BH16 5SN

#### ADVERTISING

Senior Sales Exec. Display:  
Gemma Smith 01733 366379  
Sales Exec classified:  
James Belding 01733 366410  
Commercial Director:  
Rhonda Jones 01733 468171  
Group Advertisement  
Manager:  
Karen Gardiner 01733 366434

#### MARKETING

Telephone: 01733 468171  
Marketing Manager: Lynne Fairburn  
Direct Marketing Executive:  
Olivia Caoqui  
Head of Newstrade: Leon Benoiton  
Newstrade Marketing: Sam Tomblin

#### SUBSCRIPTIONS & BACK ISSUES

To ensure that you don't miss an issue and for the best subscription offers visit [www.greatmagazines.co.uk](http://www.greatmagazines.co.uk)  
For subscription or back issue queries please contact: CDS Global on [bauer@subscription.co.uk](mailto:bauer@subscription.co.uk)  
Phone +44 (0) 1858 438884 (UK & overseas)  
For binders call 01733 840111



From January-December 2016 *Model Rail* sold an average of 24,051 copies per issue, as independently confirmed by the Audit Bureau of Circulations (ABC)

#### BAUER CONSUMER MEDIA

Managing Director: Nicola Bates  
Editorial Director: June Smith-Sheppard  
Head of Digital: Charlie Calton-Watson  
Group Direct Marketing Director: Chris Gadsby  
Finance Director: Lisa Hayden  
Group Finance Director: Sarah Vickery  
Group Managing Director: Rob Munro-Hall  
CEO: Paul Keenan

*Model Rail* magazine is published 13 times per year by Bauer Consumer Media Limited, registered in England and Wales with company number 01176085, registered address Media House, Peterborough Business Park, Lynch Wood, Peterborough, PE2 6EA, VAT no. 918 5617 01.

**COMPLAINTS:** Bauer Consumer Media Limited is a member of the Independent Press Standards Organisation ([www.ipso.co.uk](http://www.ipso.co.uk)) and endeavours to respond to and resolve your concerns quickly. Our Editorial Complaints Policy (including full details of how to contact us about editorial complaints and IPSO's contact details) can be found at [www.bauermediacomplaints.co.uk](http://www.bauermediacomplaints.co.uk). Our e-mail address for editorial complaints covered by the Editorial Complaints Policy is [complaints@bauermedia.co.uk](mailto:complaints@bauermedia.co.uk).

No part of the magazine may be reproduced in any form in whole or in part, without the prior permission of Bauer. All material published remains the copyright of Bauer and we reserve the right to copy or edit, any material submitted to the magazine without further consent. The submission of material (manuscripts or images etc) to Bauer Media whether unsolicited or requested, is taken as permission to publish that material in the magazine, on the associated website, any apps or social media pages affiliated to the magazine, and any editions of the magazine published by our licensees elsewhere in

the world. By submitting any material to us you are confirming that the material is your own original work or that you have permission from the copyright owner to use the material and to authorise Bauer to use it as described in this paragraph. You also promise that you have permission from anyone featured or referred to in the submitted material to it being used by Bauer. If Bauer receives a claim from a copyright owner or a person featured in any material you have sent us, we will inform that person that you have granted us permission to use the relevant material and you will be responsible for

paying any amounts due to the copyright owner or featured person and / or for reimbursing Bauer for any losses it has suffered as a result. Please note, we accept no responsibility for unsolicited material which is lost or damaged in the post and we do not promise that we will be able to return any material to you. Finally, while every reasonable precaution is taken to ensure accuracy, Bauer is not responsible for any errors or omissions, nor do we accept any liability for any loss or damage, howsoever caused, resulting from the use of the material.



# Hatton's Exclusives

## All Available To Pre-order Now

All our exclusive items are available to view and pre-order at: [www.hattons.co.uk/exclusives](http://www.hattons.co.uk/exclusives)

### 50t Warwell Bogie Well Wagon

Due in stock June 2017

[www.hattons.co.uk/warwell](http://www.hattons.co.uk/warwell)



#### Pristine - Order for £33

- H4-WW-001 MS.1 in WD livery
- H4-WW-002 WW.55 in WD livery (LMS)
- H4-WW-003 WD livery (LNER)
- H4-WW-004 MODA95560 in MOD 1970s olive
- H4-WW-005 MODA95534 in MOD 1970s olive
- H4-WW-006 M360333 in BR grey
- H4-WW-007 M360329 in BR brown
- H4-WW-008 KDE314159 in BR black with S&T branding and steel/rail carriers
- H4-WW-009 DM721227 in BR black with ELECTRIFICATION branding
- H4-WW-011 DM748343 in BR grey with bolster deck conversion
- H4-WW-012 DM748316 in BR black with bolster deck conversion
- H4-WW-013 ADRW96501 in BR engineers yellow
- H4-WW-014 MODA95511 in MOD 1970s olive
- H4-WW-016 MODA95539 in MOD 1990s olive
- H4-WW-018 MODA95536 in MOD 2000s olive
- H4-WW-019 MODA95582 in MOD 2000s olive

#### Weathered - Order for £37

- H4-WW-010 DW160819 in BR brown with steel carriers - weathered
- H4-WW-015 MODA95512 in MOD 1970s olive - weathered
- H4-WW-017 MODA95537 in MOD 1990s olive - weathered
- H4-WW-020 MODA95524 in MOD 2000s olive - weathered

### Beilhack ZZA Snowplough

Pre-order for £43

Due in stock Q1 2018

[www.hattons.co.uk/beilhack](http://www.hattons.co.uk/beilhack)



- H4-BH-001 (ex Class 40) ZZA ADB965576 in BR yellow
- H4-BH-002 (ex Class 40) ZZA ADB965577 in BR yellow
- H4-BH-003 (ex Class 40) ZZA ADB965578 in BR yellow
- H4-BH-004 (ex Class 40) ZZA ADB965579 in BR yellow "Stratford Shark"
- H4-BH-005 (ex Class 45) ZZA ADB966098 in BR yellow with NSE Branding
- H4-BH-006 (ex Class 45) ZZA ADB966099 in BR yellow with NSE Branding
- H4-BH-007 (ex Class 40) ZZA ADB965580 in Railtrack Black
- H4-BH-008 (ex Class 40) ZZA ADB965581 in Railtrack Black
- H4-BH-009 (ex Class 40) ZZA ADB965578 in Network Rail black
- H4-BH-010 (ex Class 40) ZZA ADB965579 in Network Rail black
- H4-BH-011 (ex Class 45) ZZA ADB966098 in Network Rail black
- H4-BH-012 (ex Class 45) ZZA ADB965599 in Network Rail black



### Class 121 and 122 'Bubble Car'

Pre-order for £129.95

Due in stock Q3 2017

[www.hattons.co.uk/hattonsbubble](http://www.hattons.co.uk/hattonsbubble)



- 4D-009-HAT01 120 in 'GWR 150' Chocolate & Cream livery
- 4D-009-HAT02 121032 in Arriva Trains Wales livery
- 4D-009-HAT03 960011 in Railtrack blue & green livery
- 4D-009-HAT04 121020 in Chiltern blue livery
- 4D-009-HAT05 55033 in Revised Network South East livery
- 4D-009-HAT06 960010 in Railtrack "coaching stock" maroon
- 4D-009-HAT07 55022 in Original Network South East livery
- 4D-015-HAT01 TDB975023 in Route Learning BR blue



Exclusive liveries produced in partnership with **dapol**



O Gauge Class A3, A4 and Teak coaches. Order at: [www.hattons.co.uk/recordbreakers](http://www.hattons.co.uk/recordbreakers)

### Class A3 4-6-2

Pre-order for £750

Due in stock Q3 2018



- H7-A3-001 2750 "Papyrus" in LNER Grass green with unstreamlined corridor tender
- H7-A3-002 4472 "Flying Scotsman" in LNER Grass green with unstreamlined corridor tender
- H7-A3-003 2745 "Captain Cuttle" in LNER black with unstreamlined non-corridor tender
- H7-A3-004 60072 "Sunstar" in BR Express blue with unstreamlined non-corridor tender
- H7-A3-005 60035 "Windsor Lad" in BR green with early crest and unstreamlined non-corridor tender
- H7-A3-006 60077 "The White Knight" in BR green with late crest and unstreamlined non-corridor tender
- H7-A3-007 60103 "Flying Scotsman" in BR green with late crest and unstreamlined corridor tender



### Class A4 4-6-2

Pre-order for £750

Due in stock Q3 2018



©Alan Wilson - Flickr

- H7-A4-001 2509 "Silver Link" in LNER silver with streamlined corridor tender
- H7-A4-002 4468 "Mallard" in LNER Garter blue with streamlined non-corridor tender (1938 condition)
- H7-A4-003 4468 "Mallard" in LNER Garter blue with streamlined non-corridor tender (as preserved)
- H7-A4-004 4489 "Dominion of Canada" in LNER Garter blue with steel numbers/letters and unstreamlined tender
- H7-A4-005 4464 "Bittern" in LNER Garter blue with streamlined corridor tender
- H7-A4-006 60007 "Sir Nigel Gresley" in BR express blue with unstreamlined corridor tender
- H7-A4-007 60012 "Commonwealth of Australia" in BR green with early crest
- H7-A4-008 60009 "Union of South Africa" in BR green with late crest and unstreamlined corridor tender
- H7-A4-009 60008 "Dwight D Eisenhower" in BR green with late crest and streamlined non-corridor tender

### Gresley Teak coaches

Pre-order for £249

Due in stock Q1 2019



- H7-TC115-001 Diag. 115 Corridor Third in LNER Teak
- H7-TC115-002 Diag. 115 Corridor Third in LNER Teak
- H7-TC115-003 Diag. 115 Corridor Third in BR carmine & cream
- H7-TC115-004 Diag. 115 Corridor Third in BR carmine & cream
- H7-TC115-005 Diag. 115 Corridor Third in BR maroon
- H7-TC115-006 Diag. 115 Corridor Third in LNER Teak
- H7-TC175-001 Diag. 175 Brake Corridor Comp. in LNER Teak
- H7-TC175-002 Diag. 175 Brake Corridor Comp. in LNER Teak
- H7-TC175-003 Diag. 175 Brake Corridor Comp. in BR carmine & cream
- H7-TC175-004 Diag. 175 Brake Corridor Comp. in BR carmine & cream
- H7-TC175-005 Diag. 175 Brake Corridor Comp. in BR maroon
- H7-TC175-006 Diag. 175 Brake Corridor Comp. in BR maroon
- H7-TC186-001 Diag. 186 Open Third in LNER Teak
- H7-TC186-002 Diag. 186 Open Third in LNER Teak
- H7-TC186-003 Diag. 186 Open Third in BR carmine & cream
- H7-TC186-004 Diag. 186 Open Third in BR carmine & cream
- H7-TC186-005 Diag. 186 Open Third in BR maroon
- H7-TC186-006 Diag. 186 Open Third in BR maroon

**UK P&P £4** Tracked & Signed  
**£7 P&P** Guaranteed Next Day

See all future releases at



Tel: 0151 733 3655 [info@hattons.co.uk](mailto:info@hattons.co.uk)

17 Montague Road, Widnes, WA8 8FZ

Phones: Mon - Sat 7:30am to 6pm Sun 9am to 5pm

Shop: Mon - Sun 9am to 5pm

16,000+ items available on [www.hattons.co.uk](http://www.hattons.co.uk)



Bachmann pre-orders available at: [www.hattons.co.uk/bachmann2017](http://www.hattons.co.uk/bachmann2017)

**Class 1532 Johnson 1P 0-4-4T**  
Pre-order for £111 (estimated)



31-740 1273 in Midland Railway crimson lake  
31-741 1303 in LMS black  
31-742 58072 in BR black with early emblem

**Class H2 'Atlantic' 4-4-2**  
Pre-order for £152.96  
Due in stock Q4 2017



31-920 2426 "St Alban's Head" in SR olive green  
31-921 32424 "Beachy Head" in BR black with early emblem

**Class 20/3**  
Pre-order for £129 (estimated)



35-125 20306 in Direct Rail Services blue  
35-126 20311 in Harry Needle Railroad Company orange  
35-127 20312 in Direct Rail Services compass blue

**Class 414 2-HAP EMU**  
Pre-order for £186.96 (estimated)



31-390 6061 in BR green  
31-391 6062 in BR blue & grey  
31-392 4322 in Network SouthEast livery

**SECR 60' Birdcage Coaches**  
Pre-Order for £55.21  
Due in stock Q3 2017



39-600 Brake Composite SECR Dark Lake  
39-601 Brake Composite SR Olive Green  
39-602 Brake Composite BR Vermillion  
39-610 Composite SECR Dark Lake  
39-611 Composite SR Olive Green  
39-612 Composite BR Vermillion  
39-620 Brake 3rd SECR Dark Lake  
39-621 Brake 3rd SR Olive Green

**Warflat Bogie Flat Wagon**  
Pre-Order for £42.46  
Due in stock Q4 2017



38-725 WD Khaki Drab livery with tank  
38-726 WD Bronze Green livery with tank  
38-727 BR grey without tank



See all Hornby items at: [www.hattons.co.uk/hornby2017](http://www.hattons.co.uk/hornby2017)



Oxford Rail Pre-Orders

**Class 8P Princess Coronation 4-6-2**  
Pre-order from £161  
Due in stock Nov 2017



R3509TTS 46235 "City of Birmingham" in BR green - TTS Sound fitted  
R3553 6231 "Duchess of Atholl" in LMS Crimson Lake  
R3555 46256 "Sir William Stanier F.R.S." in BR Maroon

**Class Q1 0-6-0**  
Pre-order for £93  
Due in stock Dec 2017



R3559 C24 in Southern Railway wartime black  
R3560 33032 in BR black with late crest

**Wainwright Class H 0-4-4T**  
Pre-order for £157  
Due in stock Dec 2017



R3512 31551 in BR black with late crest - Limited Edition train pack with Push/Pull coaches

**Class 87 Electric**  
Pre-order for £144  
Due in stock Jan 2018



R3580 87035 'Robert Burns' in BR Blue  
R3582 87010 'King Arthur' in Intercity Swallow livery

**Hitachi IEP Class 800**  
Pre-order for £229.50  
Due in stock Dec 2017




R3514 800004 in GWR green (5-car set)

**Mk1 BSO/FO coaches**  
Pre-order for £34  
Due in stock Aug 2017



R4777 BSO brake second open W9353 in BR blue and grey  
R4778 FO first open W3123 in BR blue and grey  
R4788 BSO brake second open E9220 in BR maroon  
R4789 FO first open E3050 in BR maroon

**LNOR N7 0-6-2T**  
Pre-order for £87  
Due in stock Q4 2017



OR76N7001 1002 in Great Eastern Railway livery  
OR76N7002 8011 in LNER black  
OR76N7003 E9621 in BRITISH RAILWAYS early black

**Class A & B tank wagons**  
Pre-order for £16.50  
Due in stock Q4 2017



OR76TKA001 Class 'A' tank in BRT - Staveley chemicals livery  
OR76TKA002 Class 'A' tank 4022 in Esso livery with revised suspension  
OR76TKA003 Class 'A' tank 4022 in Esso livery with original suspension  
OR76TKB001 Class 'B' tank 3300 in Esso black with original suspension  
OR76TKB002 Class 'B' tank 47792 in Esso black with revised suspension  
OR76TKB003 Class 'B' tank 441 in Regent Oil livery with revised suspension

[www.hattons.co.uk/preorder](http://www.hattons.co.uk/preorder)

Pre-orders accepted via credit or debit card only  
Pre-order prices subject to manufacturer RRP.





Welcome to our project update feature, with the latest status of forthcoming releases from all major manufacturers. Use it to see the progress of projects you are interested in. The web address in the "link" column can be used to view products online, and to place your preorders.


0151 733 3655


17 Montague Road,  
Widnes, WA8 8FZ

Phone opening times      Shop opening times  
Mon to Sat 7:30am-6pm      Mon to Sun 9am-5pm  
Sun 9am-5pm

|  | Link   | Price        | Date announced | CAD done | In Tooling | Seen 1st EP | Decorated samples | In production | On Board Ship | Released |
|---|--|--------------|----------------|----------|------------|-------------|-------------------|---------------|---------------|----------|
| LNWR Webb coal tank 0-6-2T  | <a href="http://hattons.co.uk/wct">hattons.co.uk/wct</a>               | £101.96      | Sep 2014       |          |            |             |                   |               |               |          |
| Class 450   | <a href="http://hattons.co.uk/cl450">hattons.co.uk/cl450</a>           | from £271.96 | Mar 2015       |          |            |             |                   |               |               |          |
| SECR Birdcage Coaches   | <a href="http://hattons.co.uk/bc">hattons.co.uk/bc</a>                 | £55.21       | Mar 2014       |          |            |             |                   |               |               |          |
| Warflat Bogie Flat wagon  | <a href="http://hattons.co.uk/warflat">hattons.co.uk/warflat</a>       | £42.46       | Mar 2013       |          |            |             |                   |               |               |          |
| Class H2 Atlantic 4-4-2   | <a href="http://hattons.co.uk/h2atlantic">hattons.co.uk/h2atlantic</a> | £152.96      | Mar 2013       |          |            |             |                   |               |               |          |
| Baldwin Class 10-12-D 4-6-0   | <a href="http://hattons.co.uk/baldwin460">hattons.co.uk/baldwin460</a> | £123.21      | Jul 2014       |          |            |             |                   |               |               |          |

|  | Link   | Price        | Date announced | CAD done | In Tooling | Seen 1st EP | Decorated samples | In production | On Board Ship | Released |
|---|--|--------------|----------------|----------|------------|-------------|-------------------|---------------|---------------|----------|
| Class 68  | <a href="http://hattons.co.uk/c68">hattons.co.uk/c68</a>                 | £123.72      | April 2014     |          |            |             |                   |               |               |          |
| Class 121/122   | <a href="http://hattons.co.uk/dapolbubble">hattons.co.uk/dapolbubble</a> | £123.25      | Dec 2012       |          |            |             |                   |               |               |          |
| GWR Streamlined Railcar   | <a href="http://hattons.co.uk/gwrrc">hattons.co.uk/gwrrc</a>             | from £119.43 | Jul 2014       |          |            |             |                   |               |               |          |
| Class 59  | <a href="http://hattons.co.uk/dapol59">hattons.co.uk/dapol59</a>         | from £121.13 | Oct 2015       |          |            |             |                   |               |               |          |

|  | Link   | Price    | Date announced | CAD done | In Tooling | Seen 1st EP | Decorated samples | In production | On Board Ship | Released |
|--|--|----------|----------------|----------|------------|-------------|-------------------|---------------|---------------|----------|
| Class 14xx 0-4-2T  | <a href="http://hattons.co.uk/14xx">hattons.co.uk/14xx</a>                     | £99      | Sep 2014       |          |            |             |                   |               |               |          |
| Golden Arrow Class 71  | <a href="http://hattons.co.uk/goldenarrow">hattons.co.uk/goldenarrow</a>       | £139.95  | Jun 2016       |          |            |             |                   |               |               |          |
| 50t Warwell Wagon  | <a href="http://hattons.co.uk/warwell">hattons.co.uk/warwell</a>               | from £33 | Jun 2016       |          |            |             |                   |               |               |          |
| O Gauge Class A3/A4  | <a href="http://hattons.co.uk/recordbreakers">hattons.co.uk/recordbreakers</a> | £750     | Aug 2016       |          |            |             |                   |               |               |          |

|  | Link   | Price     | Date announced | CAD done | In Tooling | Seen 1st EP | Decorated samples | In production | On Board Ship | Released |
|---|--|-----------|----------------|----------|------------|-------------|-------------------|---------------|---------------|----------|
| O Gauge Class 45 'Peak'   | <a href="http://hattons.co.uk/hel45">hattons.co.uk/hel45</a> | £550      | Jun 2013       |          |            |             |                   |               |               |          |
| Class 47xx 'Night Owl' 2-8-0  | <a href="http://hattons.co.uk/47xx">hattons.co.uk/47xx</a>   | £154      | Nov 2014       |          |            |             |                   |               |               |          |
| Class 07 Shunter  | <a href="http://hattons.co.uk/cl07">hattons.co.uk/cl07</a>   | £99 (EST) | Jan 2016       |          |            |             |                   |               |               |          |
| O Gauge Class 50 (Refurbished)  | <a href="http://hattons.co.uk/hel50">hattons.co.uk/hel50</a> | TBA       | Apr 2017       |          |            |             |                   |               |               |          |

|  | Link   | Price        | Date announced | CAD done | In Tooling | Seen 1st EP | Decorated samples | In production | On Board Ship | Released |
|--|--|--------------|----------------|----------|------------|-------------|-------------------|---------------|---------------|----------|
| Merchant Navy 4-6-2  | <a href="http://hattons.co.uk/mn">hattons.co.uk/mn</a>               | from £153    | Mar 2015       |          |            |             |                   |               |               |          |
| Class H Wainwright 0-4-4T  | <a href="http://hattons.co.uk/hclass">hattons.co.uk/hclass</a>       | from £90     | Sep 2016       |          |            |             |                   |               |               |          |
| Mk1 FO & BSO   | <a href="http://hattons.co.uk/hornbymk1">hattons.co.uk/hornbymk1</a> | £31.50       | Oct 2016       |          |            |             |                   |               |               |          |
| Class 8P Princess Coronation 4-6-2   | <a href="http://hattons.co.uk/duchess">hattons.co.uk/duchess</a>     | from £171    | Nov 2016       |          |            |             |                   |               |               |          |
| Hitachi IEP Class 800  | <a href="http://hattons.co.uk/IEP800">hattons.co.uk/IEP800</a>       | from £229.50 | Nov 2016       |          |            |             |                   |               |               |          |

|  | Link   | Price | Date announced | CAD done | In Tooling | Seen 1st EP | Decorated samples | In production | On Board Ship | Released |
|---|--|-------|----------------|----------|------------|-------------|-------------------|---------------|---------------|----------|
| Class 2301 Dean Goods 0-6-0   | <a href="http://hattons.co.uk/oxdg">hattons.co.uk/oxdg</a>           | £95   | Jan 2016       |          |            |             |                   |               |               |          |
| YEC Janus 0-6-0 Shunter   | <a href="http://hattons.co.uk/janus">hattons.co.uk/janus</a>         | £74   | Nov 2015       |          |            |             |                   |               |               |          |
| 60' Carflat Car Carrying Wagon  | <a href="http://hattons.co.uk/oxcarflat">hattons.co.uk/oxcarflat</a> | £25   | May 2016       |          |            |             |                   |               |               |          |
| Mk3 Coaches   | <a href="http://hattons.co.uk/oxmk3">hattons.co.uk/oxmk3</a>         | £29   | Jan 2016       |          |            |             |                   |               |               |          |

 Shows the stage the project is at based on the information available to us. CAD: Computer Aided Design. 1st EP: First Engineering Prototype.  
TBC: Price is yet To Be Confirmed (EST): Price is estimated.

You can view extended lists, preorder & comment on all of these projects at

[www.hattons.co.uk/projectupdates](http://www.hattons.co.uk/projectupdates)

Information correct at the time of going to press on 08/06/17.



17 Montague Road, Widnes, WA8 8FZ  
T: 0151 733 3655 E: [info@hattons.co.uk](mailto:info@hattons.co.uk)

Est. 1946

## OO Gauge (1:76 Scale)

Steam locos

NEW

R3454 Castle Class 4-6-0 5076 "Drysllwyn Castle" in GWR Green (Hor) **NEW** ..... £140



31-933 Class 1000 Midland Compound 4-4-0 41157 in BR lined black late crest (Bac) (RRP £139.95) .. **BARGAIN** £79



1301 Class 1361 0-6-0ST 1363 in GWR green shirtbutton emblem (Hel) ..... £124  
1324 Class 1366 0-6-0PT 1368 in BR black late crest (Hel) ..... £124



1321 Class 1366 0-6-0PT 1369 in Great Western green - as preserved (Hel) ..... £124  
1322 Class 1366 0-6-0PT 1370 in GWR green (Hel) ..... £124



H1416 Class 14xx 0-4-2T 1409 in BR Unlined green late crest (DJ) ..... £99



H1406 Class 14xx 0-4-2T 1420 in GWR Unlined green G W R lettering (DJ) ..... £99



H1415 Class 14xx 0-4-2T 1432 in BR Lined green late crest - Heavily weathered (DJ) ..... £99



H1413 Class 14xx 0-4-2T 1444 in BR Lined green early emblem (DJ) ..... £99



H1414 Class 14xx 0-4-2T 1450 in BR Lined green late crest (DJ) ..... £99



H1409 Class 14xx 0-4-2T 1470 in BR Lined black early emblem (DJ) ..... £99



H1412 Class 14xx 0-4-2T 1474 in BR Unlined black early emblem - Heavily weathered (DJ) ..... £99



31-440 Class 2MT Ivatt 2-6-2T 41243 in BR lined black early emblem (Bac) ..... £110.46



31-127 Class 30xx 2-8-0 ROD 3023 in BR black early emblem (Bac) (RRP £129.95) ..... **BARGAIN** £80  
R3277 Class 38xx 4-4-0 "County of Devon" in Great Western Railway green - Railroad range (Hor) (RRP £89.99) ..... **BARGAIN** £60  
R3498 Class 3F Jinty 0-6-0T 19 in S&DJR Blue - Railroad Range (Hor) (RRP £44.99) ..... **BARGAIN** £25



R3455 Class 4000 'Star' 4-6-0 4013 "Knight of St Patrick" in GWR Green (Hor) ..... £127  
R3334 Class 415 Adams Radial 4-4-2T 30582 in BR black late crest (Hor) (RRP £119.99) ..... **BARGAIN** £82



R3333 Class 415 Adams Radial 4-4-2T 30584 in BR black early emblem (Hor) (RRP £119.99) ..... **BARGAIN** £82  
R3462 Class 42xx 2-8-0 4257 BR Black early emblem (Hor) (RRP £139.99) ..... **BARGAIN** £83



32-131 Class 45xx 2-6-2 Prairie tank 4539 in Great Western green (Bac) ..... £84.96



H1405 Class 48xx 0-4-2T 4807 in GWR Wartime black G W R lettering - Lightly weathered (DJ) ..... £99



H1401 Class 48xx 0-4-2T 4825 in GWR Unlined green Great Western lettering (DJ) ..... £99



H1403 Class 48xx 0-4-2T 4871 in GWR Unlined green Shirtbutton logo - Lightly weathered (DJ) ..... £99



R3499 Class 49xx 4-6-0 6947 "Helmingsham Hall" in BR Green late crest - Railroad Range (Hor) (RRP £94.99) ..... **BARGAIN** £57  
R3313 Class 4F 0-6-0 4323 in LMS Black (Hor) (RRP £99.99) ..... **BARGAIN** £58



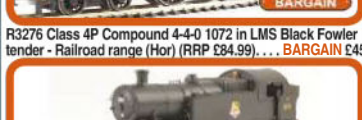
R3460TTS Class 4F 0-6-0 44198 in BR Black late crest - TTS sound fitted (Hor) (RRP £139.99) ..... **BARGAIN** £100



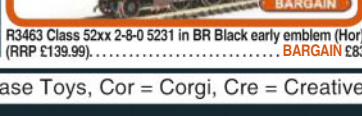
R3314 Class 4F 0-6-0 44341 in BR Black early crest (Hor) (RRP £99.99) ..... **BARGAIN** £58



R3276 Class 4P Compound 4-4-0 1072 in LMS Black Fowler tender - Railroad range (Hor) (RRP £84.99) ..... **BARGAIN** £45



R3463 Class 52xx 2-8-0 5231 in BR Black early emblem (Hor) (RRP £139.99) ..... **BARGAIN** £83



H1411 Class 58xx 0-4-2T 5801 in BR Unlined green G W R lettering - Lightly weathered (DJ) ..... £99



H1402 Class 58xx 0-4-2T 5814 in GWR Unlined green Great Western lettering - Lightly weathered (DJ) ..... £99



H1408 Class 58xx 0-4-2T 5816 in BR Lined black BRITISH RAILWAYS (Gill Sans) (DJ) ..... £99



H1410 Class 58xx 0-4-2T 5819 in BR Unlined black early emblem (DJ) ..... £99  
32-176 Class 5MT Crab 2-6-0 42785 BR lined black early emblem (Bac) ..... £123.21



31-690 Class 5P4F Stanier Mogul 2-6-0 2965 in LMS lined black (Bac) ..... £135.96  
31-692 Class 5P4F Stanier Mogul 2-6-0 42968 BR lined black late crest (Bac) ..... £135.96  
31-691 Class 5P4F Stanier Mogul 2-6-0 42969 BR lined black early emblem (Bac) ..... £135.96



R3409 Class 6000 King 4-6-0 6002 "King William IV" in BR Green late crest (Hor) (RRP £181.99) ..... **BARGAIN** £109



31-635A Class 64xx 0-6-0PT pannier tank 6424 in GWR green (Bac) ..... £81.55



R3420 Class 700 "Black Motor" 0-6-0 30346 in BR Black late crest (Hor) (RRP £124.99) ..... **BARGAIN** £69



R3421 Class 700 "Black Motor" 0-6-0 30698 in BR Black early emblem (Hor) (RRP £124.99) ..... **BARGAIN** £69



R3419 Class 700 "Black Motor" 0-6-0 693 in Southern Railway black (Hor) (RRP £124.99) ..... **BARGAIN** £69



31-015 Class 7F 2-8-0 13810 in LMS black (Bac) ..... £125.76



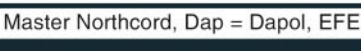
R3520 Class 7MT 4-6-2 Britannia 70007 "Coeur-de-Lion" in BR green late crest (Hor) ..... £153



R3288 Class 9F 2-10-0 92220 "Evening Star" in BR Green late crest (Hor) ..... £89



R3086 Class A1 4-6-2 4472 "Flying Scotsman" in LNER apple green - Railroad Range (Hor) (RRP £94.99) ..... **BARGAIN** £55



R3284TTS Class A1 4-6-2 4472 "Flying Scotsman" in LNER Green TTS Sound - Railroad range (Hor) (RRP £119.99) **BARGAIN** £85



R3060 Class A1 4-6-2 60163 "Tornado" in British Railways Apple Green (Railroad Range) (Hor) (RRP £99.99) **BARGAIN** £68



R3312 Class A3 4-6-2 60062 "Minoru" in BR Green early emblem (Hor) (RRP £154.99) ..... **BARGAIN** £94



R3371 Class A4 4-6-2 4468 "Mallard" in LNER garter blue - Railroad range (Hor) ..... £74.06



R3395TTS Class A4 4-6-2 4468 "Mallard" in LNER Garter Blue - TTS sound fitted - Railroad Range (Hor) (RRP £132.99) ..... **BARGAIN** £85



R3285TTS Class A4 4-6-2 4469 "Gadwall" in LNER Garter Blue TTS Sound - Railroad range (Hor) (RRP £99.99) ..... **BARGAIN** £70



R3441 Class A4 4-6-2 4499 "Sir Murrough Wilson" in LNER wartime black (Hor) (RRP £164.99) ..... **BARGAIN** £109



R3522 Class A4 4-6-2 60026 "Miles Beevor" in BR green early emblem (Hor) **NEW** ..... £144



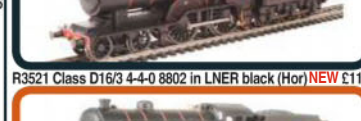
R3338 Class B1 4-6-0 61310 in BR Apple Green (Hor) (RRP £155.99) ..... **BARGAIN** £87  
R3431 Class B12/3 4-6-0 61533 in BR black early emblem (Hor) ..... £136  
R3430 Class B12/3 4-6-0 6573 in LNER apple green (Hor) ..... £136  
R3447 Class B17 4-6-0 2842 "Silverstone Hall" in LNER Lined Apple Green (Hor) (RRP £159.99) ..... **BARGAIN** £99  
R3004 Class B17 4-6-0 61631 "Seribry Hall" in BR Green early emblem - weathered (Hor) (RRP £131.99) ..... **BARGAIN** £79



R3318 Class B17/6 4-6-0 61646 "Gilwell Park" in BR Green early emblem (Hor) (RRP £131.99) ..... **BARGAIN** £74



R3521 Class D16/3 4-4-0 8802 in LNER black (Hor) **NEW** £119



R3495 Class D49/1 4-4-0 62760 "The Cotswold" in BR early crest - Railroad Range (Hor) (RRP £84.99) ..... **BARGAIN** £59  
35-075 Class E4 Brighton tank 0-6-2 579 in LB & SCR umber (Bac) (RRP £109.95) ..... **BARGAIN** £80  
R3416 Class J15 0-6-0 65464 BR Black late crest (Hor) (RRP £126.49) **BARGAIN** £79



R3415 Class J15 0-6-0 65477 in BR Black early emblem (Hor) (RRP £126.49) ..... **BARGAIN** £75  
R3405 Class J50 0-6-0T 585 in LNER Black (Hor) (RRP £93.49) **BARGAIN** £69



KEY: Bac = Bachmann UK, Bas = Base Toys, Cor = Corgi, Cre = Creative Master Northcord, Dap = Dapol, EFE = EFE Diecast, Gau = Gaugemaster





**UK P&P £4 per order  
£2 per single diecast item  
£7 guaranteed Next Day delivery  
(Orders before 2pm)**



**R3407 Class J50 0-6-0T 68959 in BR Black early emblem (Hor) (RRP £93.49) ..... BARGAIN £69**  
**R3406 Class J50 0-6-0T Departmental No.14 in BR Black late crest (Hor) (RRP £93.49) ..... BARGAIN £69**  
**R3403 Class J54 0-6-0ST 68012 in BR black late crest - lightly weathered - Ltd Ed of 250 (DJ) ..... £99**



**R3242A Class K1 2-6-0 62032 in BR Black early emblem (Hor) (RRP £129.99) ..... BARGAIN £82**  
**R3243B Class K1 2-6-0 62064 BR Black late crest (Hor) (RRP £129.99) BARGAIN £82**



**R3461 Class L1 Thompson 2-6-4T 67702 in LNER apple green BR number (Hor) (RRP £154.99) ..... BARGAIN £89**



**R3456 Class N15 King Arthur 4-6-0 30792 'Sir Hervis de Revel' in BR Lined Green early emblem (Hor) (RRP £159.99) BARGAIN £108**



**R3440 Class P2 2-8-2 2001 'Cock O' The North' in LNER apple green - gloss finish (Hor) ..... £122.50**



**R3171 Class P2 2-8-2 2001 'Cock O' The North' in LNER Green (Railroad range) (Hor) (RRP £94.99) BARGAIN £68**  
**R3424 Class Q6 Haven 0-8-0 3418 in LNER Black Gilt Sans lettering (Hor) (RRP £154.99) ..... BARGAIN £105**



**R3413 Class S15 4-6-0 30831 in BR Black late crest (Hor) (RRP £154.99) ..... BARGAIN £88**



**R3412 Class S15 4-6-0 30842 in BR Black early emblem (Hor) (RRP £154.99) ..... BARGAIN £88**



**R3411 Class S15 4-6-0 827 in Southern Railway wartime black (Hor) (RRP £154.99) ..... BARGAIN £88**



**R3457 Class T9 4-4-0 116 in Southern Railway olive green (Hor) (RRP £149.99) ..... BARGAIN £89**



**R3311 Class V Schools 4-4-0 30908 'Westminster' in BR Green early crest (Hor) (RRP £134.99) ..... BARGAIN £74**



**35-050 LNWR 0-6-2T Webb Coal tank 1054 in LNWR plain black (Bac) ..... £101.96**



**35-052 LNWR 0-6-2T Webb Coal tank 58900 in BR black early emblem (Bac) NEW ..... £101.96**



**35-051 LNWR 0-6-2T Webb Coal tank 7841 in LMS black (Bac) NEW ..... £101.96**



**32-509 Standard class 5MT 73109 in BR lined black early emblem and BR1B tender (Bac) (RRP £129.95) BARGAIN £89**



**32-858 Standard Class 9F 2-10-0 92189 in BR black late crest & BR1F tender - weathered (Hor) ..... £140.21**  
**R6287 Thomas and Friends - 0-6-0T No.1 Thomas the Tank Engine (Hor) (RRP £43.99) ..... BARGAIN £31**



**R9290 Thomas and Friends - 2-6-0 No.5 James the red engine (Hor) (RRP £82.49) ..... BARGAIN £55**

### Train packs



**R3299 'Going Home' train pack - 70th Anniversary of the end of WWII Black 5 4-6-0 5156 in LMS Black and 3 x LMS Period 3 Coaches - Ltd Ed (Hor) (RRP £289.99) ..... BARGAIN £150**



**30-325 Ambulance Train No.40 Train Pack GWR Class 3700 No.3711 'City of Birmingham' in WWI khaki, 3 x coaches in olive green & 6 x WWI figures (Bac) . . . £140.20**  
**30-425 Class 251 Midland Pullman train pack in Pullman nanking blue - Collectors Edition (Bac) ..... £490**



**R3399 EWS freight train pack Class 67 in EWS and three MHA open wagons (Hor) (RRP £239.99) ... BARGAIN £139**



**R3402 Queen of Scots Train Pack Class A4 4-6-2 in LNER garter blue and three pullman coaches - Ltd Ed of 1000 (Hor) NEW ... £280**



**R3401 The Bristolian Train Pack - Ltd Ed (Hor) (RRP £304.99) ..... BARGAIN £195**



**R3501 Virgin Trains East Coast train pack Class 91 91124 & Mk4 DVT 82219 in VTEC - Ltd Ed of 1000 (Hor) (RRP £229.99) ..... BARGAIN £145**



**R3300 Winston Churchill's Funeral Train Pack Battle of Britain class 4-6-2 34051 'Winston Churchill' in BR green late crest, 2 Pullman coaches & SR Baggage car - Ltd Ed (Hor) ..... £222.21**

### Diesel locos



**R3065 Class 06 Shunter 06008 in BR blue (Railroad Range) (Hor) (RRP £32.99) ..... BARGAIN £19**



**R3490 Class 08 08673 in InterCity - Railroad range (Hor) (RRP £44.99) ..... BARGAIN £28**



**R3342 Class 08 shunter 08489 in BR blue (Hor) (RRP £119.99) ..... BARGAIN £85**



**R3484 Class 08 shunter 13363 in BR green red con rods (Hor) £118**



**1603 Class 16 North British Type 1 D8407 in BR green with full yellow ends - Ltd Ed of 750 (Hel) (RRP £134.95) .. BARGAIN £72**



**1604 Class 16 North British Type 1 D8409 in BR green grey roof - Gloss finish - Ltd Ed of 750 (Hel) (RRP £134.95) .. BARGAIN £72**



**1718 Class 17 D8523 in blue full yellow ends (Hel) ... £94**



**32-038DS Class 20 20124 in BR Blue with Indicator Discs (Weathered & DCC Sound Fitted) (Bac) ..... £195.46**  
**32-408 Class 25/3 25286 in BR Blue Domino Headcode (Bac) ..... £93.46**



**2660 Class 26/0 diesel D5300 in BR green semi gloss finish (Hel) (RRP £119.95) ..... BARGAIN £59**



**2661 Class 26/0 diesel D5301 in BR green (Hel) (RRP £119.95) ..... BARGAIN £61**



**2664 Class 26/0 diesel D5302 in BR green small yellow panels (Hel) (RRP £119.95) ..... BARGAIN £61**  
**2662 Class 26/0 diesel D5309 in BR green (Hel) (RRP £119.95) BARGAIN £61**  
**3416 Class 33/0 D6551 in BR green small yellow panels (Hel) ..... £94**



**3523 Class 35 Hymek D7054 in BR two tone green yellow warning panels (Hel) ..... £101**



**32-781B Class 37/0 37041 in BR blue - split headcode (Bac) ..... £117.26**



**32-787 Class 37/0 D6714 in BR green no yellow ends (Bac) .. £117.26**



**32-377A Class 37/4 37401 'Mary Queen Of Scots' in BR large logo blue (Bac) ..... £117.26**



**32-389 Class 37/4 37421 in Colas Rail (Bac) ..... £117.26**



**32-376A Class 37/4 37422 'Robert F. Fairlie' in Regional Railways (Bac) ..... £123.21**



**32-484 Class 40 40159 in BR Blue (Bac) ..... £118.96**



**R3392TTS Class 40 40164 in BR blue - TTS sound fitted - Railroad Range (Hor) (RRP £99.99) ..... BARGAIN £74**  
**32-482 Class 40 37407 'Aurore' in BR blue - weathered (Bac) ... £131.71**  
**32-483 Class 40 D336 in BR Green small yellow panel (Bac) ..... £118.96**



**R3491 Class 42 Warship D805 'Benbow' in BR green - Railroad Range (Hor) (RRP £64.99) ..... BARGAIN £39**  
**32-069 Class 43 Warship D841 'Roebuck' in BR green (Bac) ... £127.46**



**31-661DS Class 47/3 47346 in BR Civil Engineers 'Dutch' - DCC sound fitted (Bac) ..... £203.95**  
**31-694 Class 47/4 47576 'Kings Lynn' original Network SouthEast (Bac) ..... £141.71**



**R3482 Class 4DH Sentinel DH16 in MSC (Manchester Ship Canal) (Hor) (RRP £65.99) ..... BARGAIN £40**



**R3483 Class 4DH Sentinel in Crossley and Evans (Hor) (RRP £65.99) ..... BARGAIN £40**



**4D-003-012 Class 52 diesel loco D1026 'Western Centurion' in BR blue full yellow ends - weathered (Dap) ..... £113**  
**512 Class 53 D1200 'Falcon' in BR blue - Ltd Ed (Hel) ..... £125**



**32-764 Class 57/3 57305 'Northern Princess' in DRS Northern Belle (Bac) ..... £131.71**  
**32-763 Class 57/3 57309 'Pride of Crowle' in DRS Compass blue (Bac) ... £125**  
**32-756 Class 57/6 57603 'Tintagel Castle' in GWR (2015) green (Bac) £131.71**



Visit

[www.hattons.co.uk/new](http://www.hattons.co.uk/new)

for all new releases



### EMUs



R3479 Class 60 60066 in DB Schenker/Drax Powering Tomorrow silver (Hor) ..... £149.50



32-725U Class 66 66111 in EWS Livery Highland Rail Stag-Ltd Ed (Bac) ..... £132



R3486 Class 66 66185 "DP World London Gateway" in DB Schenker (Hor) (RRP £98.99) ..... BARGAIN £59



R3268 Class 67 67003 in Arriva Trains Wales (Hor) (RRP £139.99) ..... BARGAIN £99



R3388TTS Class 67 67004 "Calm Gorm" in Caledonian Sleeper - TTS sound fitted (Hor) (RRP £184.99) ..... BARGAIN £104  
R3481 Class 67 67025 "Western Star" EWS (Hor) (RRP £159.99) ..... BARGAIN £99



4D-022-003 Class 68 68010 in Chiltern Railways (Dap) £123.72

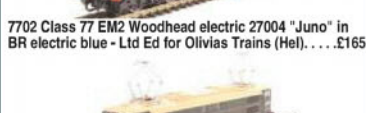


4000 Hawker Siddeley Brush HS4000 "Kestrel" prototype diesel electric loco (Hel) ..... £150  
32-991 Type 27 Wolsingham Trolley and trailer B33W in BR Maroon (Bac) ..... £67.96

### Electric locos



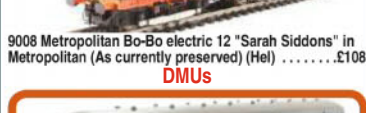
7602 Class 76 EM1 Woodhead electric E26049 in BR blue - Ltd Ed for Olivias Trains (Hel) ..... £160  
7704 Class 77 EM2 Woodhead electric 27001 "Anadine" in BR green - Ltd Ed for Olivias Trains (Hel) ..... £165



7702 Class 77 EM2 Woodhead electric 27004 "Juno" in BR electric blue - Ltd Ed for Olivias Trains (Hel) ..... £165



7705 Class 77 EM2 Woodhead electric E27003 "Diana" in BR green half yellow panels - Ltd Ed for Olivias Trains (Hel) ..... £165  
R3585 Class 90 90135 in InterCity Mainline - Railroad Range (Hor) NEW ..... £76  
9007 Metropolitan Bo-Bo electric 11 "George Romney" London Transport maroon (Hel) ..... £108



9008 Metropolitan Bo-Bo electric 12 "Sarah Siddons" in Metropolitan (As currently preserved) (Hel) ..... £108

### DMUs



8920 Class 128 DPU 55991 in BR blue yellow ends "Parcels Service" (Hel) (RRP £119.95) ..... BARGAIN £59  
8923 Class 128 DPU 55991 Royal Mail Letters red (Hel) (RRP £119.95) ..... BARGAIN £59  
8990 Class 128 DPU in BR green speed whiskers and Midland style fronts M55387 (Hel) (RRP £119.95) ..... BARGAIN £69  
8801 Railcar W97976 in BR light green speed whiskers. Matt finish (Hel) ..... £34



R3341 Class 2-HAL 2 Car EMU 2677 in BR blue (Hor) (RRP £130.25) ..... BARGAIN £62



R3341A Class 2-HAL 2623 2 car EMU in BR blue (Hor) (RRP £149.99) ..... BARGAIN £62



R3215 Class 373 Eurostar 4 car EMU in new (post-2014) Eurostar (Hor) (RRP £169.99) ..... BARGAIN £94



31-427B Class 411 4-CEP 7106 in BR Blue & Grey (Bac) ..... £254.96

### Track Maintenance vehicles



B800 Non-motorised OO Track Cleaner motorised cleaning heads & vacuum in blue (Dap) ..... £56

### Train sets - analogue



R1183 "Master of the Glens" Train Set Class P2 2-8-2 "Cock O' The North" in LNER green and three LNER teak coaches (Hor) (RRP £184.99) ..... BARGAIN £110



R1151 Caledonian Belle trainset 0-4-0 steam loco in blue 4 wheel coach & open wagon (Hor) (RRP £49.99) ..... BARGAIN £35



R9283 Thomas the Tank Engine starter Train Set (Hor) (RRP £64.99) ..... BARGAIN £45

### Train sets - DCC



R1172 e-Link Majestic train set A1 Pacific Peppercorn Class in Experimental blue & BR Class 47 (Hor) (RRP £299.99) ..... BARGAIN £230



R1126 Mixed Freight DCC digital train set Class 08 0-6-0 BR diesel electric loco, steam loco & 4 wagons (Hor) (RRP £249.99) ..... BARGAIN £165  
R1125 Somerset Belle train set Class 3F 0-6-0 S&DR 0-6-0 steam loco & 3 wagons - DCC control (Hor) (RRP £199.99) ..... BARGAIN £115

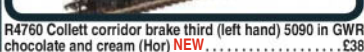


R1184 Western Express digital train set eLink TTS sound Hall steam loco (Hor) (RRP £329.99) ..... BARGAIN £199

### Coaches



R4691A 57 non-corridor brake third M20767M BR maroon (Hor) (RRP £44.99) ..... BARGAIN £33  
R4657A 57 non-corridor third class 11718 LMS crimson (Hor) (RRP £44.99) ..... BARGAIN £33



R4760 Collett corridor brake third (left hand) 5090 in GWR chocolate and cream (Hor) NEW ..... £38



R4765 Collett corridor brake third (left hand) W4936W in BR maroon (Hor) ..... £38



R4759 Collett corridor brake third (right hand) 5089 in GWR chocolate and cream (Hor) NEW ..... £38



R4764 Collett corridor brake third (right hand) W4935W in BR maroon (Hor) ..... £38



R4761 Collett corridor composite (left hand) 6530 in GWR chocolate and cream (Hor) NEW ..... £38



R4766 Collett corridor composite (left hand) W6138W in BR maroon (Hor) ..... £38



R4762 Collett corridor composite (right hand) 6531 in GWR chocolate and cream (Hor) NEW ..... £38



R4767 Collett corridor composite (right hand) W6137W in BR maroon (Hor) ..... £38



R4763 Collett corridor third class W5147W in BR maroon (Hor) ..... £38



39-580 Hawksworth Auto-trailer in W231W in BR chocolate & cream - as preserved (Bac) ..... £59.46  
R4697 K-Type Pullman First Class Parlour Car "Ursula" (Hor) (RRP £54.99) ..... BARGAIN £39  
R4695 K-Type Pullman Third Class Parlour Brake Car "Car No.80" (Hor) (RRP £54.99) ..... BARGAIN £39  
R4694 K-Type Pullman Third Class Parlour Car "Car No.85" (Hor) (RRP £54.99) ..... BARGAIN £39  
R4736 Maunsell brake third 3797 SR malachite green (Hor) (RRP £44.99) ..... BARGAIN £31  
R4734 Maunsell corridor first 7406 SR malachite green (Hor) (RRP £44.99) ..... BARGAIN £31  
R4737 Maunsell corridor six compartment brake first 3786 in SR malachite green (Hor) (RRP £44.99) ..... BARGAIN £31  
R4704 Mk2E BSO brake second open 9507 in Virgin Trains red/black - lights (Hor) (RRP £39.99) ..... BARGAIN £27  
R4702A Mk2E TSO standard open 5787 in Virgin Trains red/black - lights (Hor) (RRP £39.99) ..... BARGAIN £27  
R4702 Mk2E TSO standard open 5801 in Virgin Trains red/black - lights (Hor) (RRP £39.99) ..... BARGAIN £27



R4655 Mk3 DVT driving van trailer 82146 in DB Schenker silver (Hor) (RRP £42.99) ..... BARGAIN £26



R4663 Pullman First Class Kitchen Car - K-Type Pullman Car (Hor) (RRP £49.99) ..... BARGAIN £33



39-530 SR PMV parcels van S1151S in BR green black ends (Bac) ..... £25.46  
34-461 Thompson 3rd class brake corridor BR crimson and cream (Bac) ..... £46.71



34-386 Thompson 3rd Class corridor in BR crimson & cream (Bac) ..... £46.71



38-190B 10 Ton BR insulated Van Light Blue (Bac) NEW ..... £13.56



34-386 Thompson 3rd Class corridor in BR crimson & cream (Bac) ..... £46.71

### Wagons



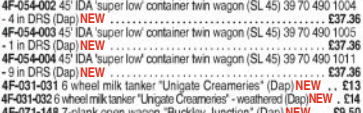
38-190B 10 Ton BR insulated Van Light Blue (Bac) NEW ..... £13.56



38-032A 100 ton HHA hopper wagon in Freightliner Heavy Haul - weathered (Bac) ..... £37.36  
38-191C 10T insulated van in white - weathered (Bac) NEW ..... £14.41  
4F-016-019 12t banana van "Fytles" B240755 in BR yellow (Dap) NEW ..... £3.50  
4F-016-020 12t banana van "Fytles" B240755 BR yellow - weathered (Dap) NEW ..... £10.50  
37-378 16 ton pressed end door steel mineral wagon in BR grey (Bac) ..... £11.01  
R6788 20 Ton Tank Wagon, ICI - Three Wagon Pack (Hor) NEW ..... £38  
4F-038-107 20 ton steel mineral wagon "Richard Thomas" - weathered (Dap) NEW £11  
R6808 21 ton hopper wagon "Coalite Fuels" (Hor) NEW ..... £14  
R6809 21 ton hopper wagon E304962 in BR grey (Hor) NEW ..... £14  
4F-013-037 4-wheel gunpowder van "Blue Circle" (Dap) NEW ..... £5.50  
4F-013-038 4-wheel gunpowder van "Blue Circle" - weathered (Dap) NEW £10.50  
R6790 40 ton Seacow YGA bogie ballast wagon in EWS maroon (Hor) NEW ..... £24



4F-054-001 45' IDA "super low" container twin wagon (SL 45) 39 70 490 1000 - 2 in DRS (Dap) NEW ..... £37.36  
4F-054-002 45' IDA "super low" container twin wagon (SL 45) 39 70 490 1004 - 4 in DRS (Dap) NEW ..... £37.36  
4F-054-003 45' IDA "super low" container twin wagon (SL 45) 39 70 490 1005 - 1 in DRS (Dap) NEW ..... £37.36  
4F-054-004 45' IDA "super low" container twin wagon (SL 45) 39 70 490 1011 - 9 in DRS (Dap) NEW ..... £37.36  
4F-031-031 6 wheel milk tanker "Unigate Creameries" (Dap) NEW ..... £13  
4F-031-032 6 wheel milk tanker "Unigate Creameries" - weathered (Dap) NEW ..... £13  
4F-071-148 7-plank open wagon "Buckley Junction" (Dap) NEW ..... £5.50  
4F-071-149 7-plank open wagon "Buckley Junction" - weathered (Dap) NEW £10.50  
4F-009-008 9-plank open wagon "Loco Coal" LNER grey - weathered (Dap) NEW £11



R6367 Coal train pack - pack of 3 open wagons in EWS - Railroad Range (Hor) (RRP £19.99) ..... BARGAIN £14



R6724 Drax 102t biomass hopper in Drax "powering tomorrow" - Produced for Drax power station - Limited to 1000 - Available only from Hatton's (Hor) ..... £83



R6723 Drax 102t biomass hopper in Drax "Swoosh" - Produced for Drax power station - Limited to 1000 - Available only from Hatton's (Hor) ..... £83  
4F-014-013 GWR Fruit D van 2839 in GWR (Dap) NEW ..... £16



R6794 KFA container wagon in Tiphook Rail 1x 20' and 1x 40' container (Hor) NEW ..... £28



R6793 KFA container wagon in Tiphook Rail 1x 20' and 1x 40' container (Hor) NEW ..... £28  
R6473 Pack of 3 16 ton mineral wagons in BR bauxite - Railroad Range (Hor) (RRP £19.99) ..... BARGAIN £15



R6793 KFA container wagon in Tiphook Rail 1x 20' and 1x 40' container (Hor) NEW ..... £28



R6832 YGB Seacow bogie ballast hopper DB980100 in engineers Dutch (Hor) NEW ..... £25.19

### DCC controllers



R8214 DCC Elite unit digital controller (Hor) ..... £205

### Point motors



R8243 Surface Mounted point motor (Hor) ..... £8



Prices valid until 26/07/17


All prices correct  
when going to press.  
Errors excepted.

## Accessories

95582 Pack of 35 assorted Hay Bales (Exp) **NEW** ..... £7.50

## Spare

SL-11 Insulated rail joiners/fishplates (for OO, HO &amp; O gauge code 100 rails incl. Hornby, Peco &amp; Peco Streamline) - Pack of 12 (Pec) ..... £2



SL-10 Metal rail joiners/fishplates (for code 100 rails incl. Hornby, Peco & Peco Streamline). For OO, HO & O gauge - Pack of 24 (Pec) ..... £2.20  
 19KADEE NEM362 Kadee coupling - Long (10.76mm) - Pack of four (Kad) ..... £5  
 18KADEE NEM362 Kadee coupling - Medium (8.53mm) - Pack of four (Kad) ..... £5

## Buildings - railways



44-0033 Two Lane Engine Shed (Bac) ..... £84.96

## Man-made scenic structure - railway-related



89121 21.5 metre (90ft) Motorised turntable - ready for installation. Upgraded 89111. For HO/OO scales. DCC ready (Hie) ..... £199

LK-55 76ft Well type turntable (Pec) ..... £39  
BL1 Buffer Light (OO/HO Scale) - Single (Tra) **NEW** ..... £4.50R083 Box of 6 Buffer Stop (Hor) ..... £9.50  
R083 Single (Hor) ..... £1.80  
44-0054 Depot mess room and toilet (Bac) ..... £33.11R070 Electrically Operated Turntable (Hor) ..... £64  
R460 Platform (Hor) ..... £5

## Signals

SS1L Sensor Signal - 2 Aspect Home left hand feather indicator (Tra) **NEW** ..... £45  
SS1R Sensor Signal - 2 Aspect Home right hand feather indicator (Tra) **NEW** ..... £45  
SS5 Sensor Signal - 4 Aspect Outer Distant (Tra) **NEW** ..... £40.50  
4L-003-003 Signal - motorised, SR ladder home (Dap) ..... £22

## Buildings - general

GM410 "Fordhampton" - modern Doctor's surgery (Gau) **NEW** ..... £15  
GM413 "Fordhampton" - nursery three greenhouses (Gau) **NEW** ..... £18  
GM411 "Fordhampton" - thatched farmhouse - plastic kit (Gau) **NEW** ..... £15  
OOTH4 Row of low relief terraced cottages - wooden kit (Anc) **NEW** ..... £12

## Trees

95520 Pack of sixty assorted trees - dark colour (Exp) **NEW** ..... £7.50  
95518 Pack of sixty assorted trees - light colour (Exp) **NEW** ..... £7.50  
95519 Pack of sixty assorted trees - medium colour (Exp) **NEW** ..... £7.50  
95500 Pack of twelve natural assorted trees (Exp) **NEW** ..... £19



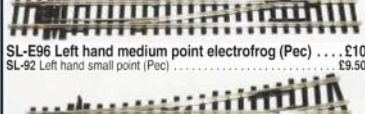

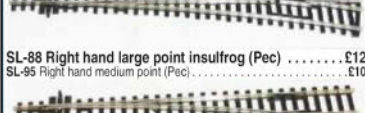
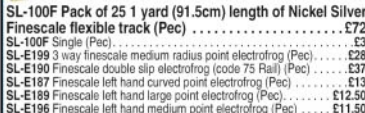
## People - civil

36-408 12 x Seated Coach Passengers (Bac) ..... £10.16  
36-047 Locomotive staff x 6 (Bac) ..... £6.21


## Track - Code 100 Setrack

ST-241 Setrack No.2 radius left handed point insulfrog (Pec) ..... £9  
ST-240 Setrack No.2 radius right handed point insulfrog (Pec) ..... £9

## Track - Code 100 Streamline

SL-100 Pack of 25 1 yard (91.5cm) length of Code 100 Wooden-sleeper nickel silver flexible track (Pec) ..... £66  
SL-100 Single (Pec) ..... £3  
SL-102 1 yard (91.5cm) length of Nickel Silver concrete-sleeper flexible track (Pec) ..... £3  
SL-102 Pack of 25 (Pec) ..... £70SL-E99 3 way medium radius point electrofrog (Pec) ..... £26  
SL-99 3 way medium radius point insulfrog (Pec) ..... £26SL-90 Double slip insulfrog (Pec) ..... £32  
SL-E87 Left hand curved point electrofrog (Pec) ..... £12.50SL-89 Left hand large point insulfrog (Pec) ..... £12  
SL-96 Left hand medium point (Pec) ..... £10SL-E96 Left hand medium point electrofrog (Pec) ..... £10  
SL-92 Left hand small point (Pec) ..... £9.50SL-E92 Left hand small point electrofrog (Pec) ..... £9.50  
SL-E86 Right hand curved point electrofrog (Pec) ..... £12.50SL-88 Right hand large point insulfrog (Pec) ..... £12  
SL-95 Right hand medium point (Pec) ..... £10SL-E95 Right hand medium point electrofrog (Pec) ..... £10  
SL-91 Right hand small point (Pec) ..... £9.50SL-E91 Right hand small point electrofrog (Pec) ..... £9.50  
**Track - Code 75 Finescale**SL-100F Pack of 25 1 yard (91.5cm) length of Nickel Silver Finescale flexible track (Pec) ..... £72  
SL-100F Single (Pec) ..... £3  
SL-E199 3 way finescale medium radius point electrofrog (Pec) ..... £28  
SL-E190 Finescale double slip electrofrog (code 75 Rail) (Pec) ..... £37  
SL-E187 Finescale left hand curved point electrofrog (Pec) ..... £13  
SL-E189 Finescale left hand large point electrofrog (Pec) ..... £12.50  
SL-E196 Finescale left hand medium point electrofrog (Pec) ..... £11.50  
SL-E192 Finescale left hand small point electrofrog (Pec) ..... £10  
SL-E186 Finescale right hand curved point electrofrog (Pec) ..... £13  
SL-E188 Finescale right hand large point electrofrog (Pec) ..... £12.50  
SL-E195 Finescale right hand medium point electrofrog (Pec) ..... £11.50  
SL-E191 Finescale right hand small point electrofrog (Pec) ..... £10

## Track &amp; Points

R601 Box of 24 Double Straight (Hor) ..... £47  
R601 Single (Hor) ..... £2.10R8072 Left Hand Standard Point (Hor) ..... £9  
R603 Long Straight (Hor) ..... £3  
36-603 Long straight track nickel silver (same as R603) (Bac) ..... £2.76  
36-603 Box of 10 (Bac) (RRP £34) ..... **BARGAIN** £24.80R8073 Right Hand Standard Point (Hor) ..... £9  
R621 Single 970mm length of flexible track (Hor) ..... £3  
R621 Pack of 24 (Hor) ..... £66  
R600 Standard Straight (Hor) ..... £1.35  
R600 Box of 24 (Hor) ..... £31

## Track underlay

GM200 5 metres of realistic grey ballasted OO gauge underlay (Gau) ..... £19.50  
TTCAT17 Train Tech 2017 Catalogue (Tra) **NEW** ..... £0.20

## Railway publications

## Buses

76CA029 Bedford CA Minibus BEA (Oxf) **NEW** ..... £5

76MW6002 Bristol MW6G Hants &amp; Dorset (Oxf) ..... £15.50

## Cars

76MW6001 Bristol MW6G Royal Blue (Oxf) ..... £16  
26407 Daimler Utility Bus Wills & Dorset New Year 2010 (EFE) **NEWBARGAIN** £12.50  
27901 DMS type Daimler Fleetline open top d/cock bus "Big Bus Company" (EFE) (RRP £20.50) ..... **BARGAIN** £9  
76DR003 Duple Roadmaster Wyke Valley Motors (Oxf) **NEW** ..... £15.50  
12309 Harrington Grenadier "Black & White" (EFE) (RRP £27.50) ..... **BARGAIN** £10  
17506 Leyland National II school - "First Provincial" (EFE) (RRP £21.99) ..... **BARGAIN** £9  
17215 Leyland National Mk1 long s/dor "Alder Valley" (EFE) (RRP £18.99) ..... **BARGAIN** £9  
24902 Plaxton Minibus (B) low roofbox "First Capital" (EFE) (RRP £18.99) ..... **BARGAIN** £9  
24323 Willowbrook BET 1950's s/dcock bus "South Wales NBC" (EFE) (RRP £18.99) ..... **BARGAIN** £9

## Commercial vehicles

76DFF001 DAF XF Euro 6 CombiTrailer/Container Maritime Transport (Oxf) **NEW** ..... £20  
DB13 Karrier Bantam articulated flatbed "British Railways" Type A container (Bas) **NEW** ..... £12  
DB11 Karrier Bantam dropside "Sand and Gravel Supply Co." sack load (Bas) **NEW** £11  
DB12 Leyland FG van "Roadline" (Basi) **NEW** ..... £876SST007 Scammell Showtrac & Dodge Trailer Arnold Bros (Oxf) **NEW** ..... £16  
76SP113 Volvo FH Curtainside Lorry Brains (Oxf) **NEW** ..... £14

## Farming &amp; Construction

76FDE011 Ford 400E Fordson Tractors (Oxf) **NEW** ..... £5  
76DOR004 Dorchester ACV Max (Pomell) North Africa 1941 (Oxf) **NEW** ..... £11

## Military ground vehicles

## Tools

SL-43 Loco Lift and storage unit (Pec) ..... £12  
BS-FIX-07 Mobile Automatic ballast glue applicator wagon (Pro) **NEW** £38

## N Gauge

## Steam locos

372-031 Class 4073 Castle 4-6-0 5041 'Tiverton Castle' in BR green early emblem (Gra) **NEW** ..... £118.96372-030 Class 4073 Castle 4-6-0 5044 'Earl of Dunraven' in GWR lined green (Gra) **NEW** ..... £118.96372-032 Class 4073 Castle 4-6-0 5070 'Sir Daniel Gooch' in BR lined green late crest (Gra) **NEW** ..... £118.96  
372-061 Class 4F 0-6-0 3651 in LWS black Johnson tender (Gra) ..... £93.46  
372-752 Class 4MT Fairburn 2-6-4T 42073 in BR black late crest (Gra) ..... £97.71

371-987 Class 64xx 0-6-0 Pannier Tank 6412 in BR Lined Green late crest (Gra) ..... £80.71



372-800A Class A1 4-6-2 60163 'Tornado' BR lined Brunswick green (Gra) ..... £133.75

25-008-010D Class A4 4-6-2 4482 'Golden Eagle' in LNER apple green valances - DCC Fitted (Dap) ..... £150.57  
25-008-002 Class A4 4-6-2 4498 'Sir Nigel Gresley' in LNER blue double chimney - as preserved (Dap) ..... £118

## Train packs



25-011-001D Class A1 4-6-2 4472 'Flying Scotsman' in LNER apple green four Gresley teak coaches - DCC and light bars fitted (Dap) ..... £220.64

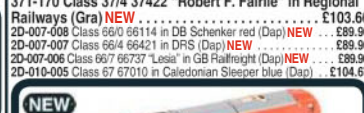


25-011-005 Class A3 4-6-2 4472 'Flying Scotsman' in LNER apple green (as preserved) four Gresley teak coaches in maroon - light bar fitted (Dap) ..... £198.90

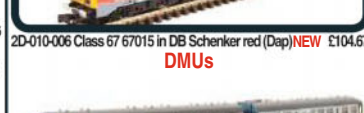


25-011-004 Class A3 4-6-2 60103 'Flying Scotsman' in BR green early emblem four Gresley teak coaches in crimson &amp; cream liver (Dap) ..... £198.90

## Diesel locos

371-170 Class 37/4 37422 'Robert F. Fairlie' in Regional Railways (Gra) **NEW** ..... £103.66  
2D-007-008 Class 66/0 66114 in DB Schenker red (Dap) **NEW** ..... £89.90  
2D-007-007 Class 66/4 66421 in DRS (Dap) **NEW** ..... £89.90  
2D-007-006 Class 66/7 66737 'Lesia' in GB Railfreight (Dap) **NEW** ..... £89.90  
2D-010-005 Class 67 67010 in Caledonian Sleeper blue (Dap) ..... £104.672D-010-006 Class 67 67015 in DB Schenker red (Dap) **NEW** ..... £104.67

## DMUs

371-877A Class 108 2-car DMU in BR blue & grey (Gra) ..... £144.46  
371-330 Class 150/1 150128 in First Great Western (Gra) ..... £131.71

## Train sets - analogue

## Coaches

GMKS006 Class 373 Eurostar starter train set - oval of Kato track (Gau) **NEW** ..... £185

## Wagons

2F-034-043 21-ton hopper 'British Gas' 145 (Dap) **NEW** ..... £9  
2F-071-028 7-plank open wagon 'Blue Circle Cement' (Dap) **NEW** ..... £8  
NR-P423 7-plank open wagon 'Middleton Colliery, Leeds' (Pec) **NEW** ..... £8

## Spare

2A-000-011 Magnetic couplings - short arm - 5 pairs (Dap) ..... £18  
SL-310 Rail Joiners/Fishplates for N & OO9 gauge (24 per pack) (Pec) ..... £2

## Man-made scenic structure - railway-related


LCN10P Pair of modern level crossing barriers Light & Sound (Tra) **NEW** ..... £40.50  
PN190 Low relief timber-framed shop fronts - card kit (Met) **NEW** ..... £8

## Buildings - general

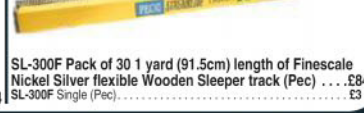
## Track - Code 80 Setrack

ST-6 Setrack left hand point insulfrog (Pec) ..... £8.50  
ST-5 Setrack right hand point insulfrog (Pec) ..... £8.50

## Track - Code 80 Streamline

SL-300 Pack of 25 1 yard (91.5cm) length of Wooden-Sleeper Nickel Silver Flexible track (Pec) ..... £64  
SL-300 Single (Pec) ..... £3SL-E396 Left hand medium point electrofrog (Pec) ..... £9  
SL-396 Left hand medium point insulfrog (Pec) ..... £9.50SL-E395 Right hand medium point electrofrog (Pec) ..... £9  
SL-395 Right hand medium point insulfrog (Pec) ..... £9.50

## Track - Code 55 Finescale

SL-300F Pack of 30 1 yard (91.5cm) length of Finescale Nickel Silver flexible Wooden Sleeper track (Pec) ..... £84  
SL-300F Single (Pec) ..... £3



Visit

[www.hattons.co.uk/preorder](http://www.hattons.co.uk/preorder)

for all forthcoming releases



SL-E399F 3-way finescale turnout (Pec) ..... £28  
SL-E386F Finescale curved double radius right hand point electrofrog (Pec) £11



SL-E389F Finescale left hand large point electrofrog (Pec) . £11



SL-E396F Finescale left hand medium point electrofrog (Pec) .. £10



SL-E392F Finescale left hand small point electrofrog (Pec) ... £9



SL-E388F Finescale right hand large point electrofrog (Pec) £11



SL-E395F Finescale right hand medium point electrofrog (Pec) £10



SL-E391F Finescale right hand small point electrofrog (Pec). £9

#### Buses

NNR003 New Routemaster London United (Oxf) NEW ..... £7

#### Commercial vehicles

NFT001 Ford Transit SWB Low Roof White (Oxf) NEW ..... £4.50

## O Gauge (1:43 Scale)

#### Steam locos



7S-010-011 Class A1X Terrier 0-6-0T 32636 in BR black late crest (Dap) ..... £191.25



7S-010-009 Class A1X Terrier 0-6-0T 643 'Gipsyhill' in LB&SCR marsh umber brown (Dap) ..... £191.25

#### Diesel locos

2551 Class 25/1 BR green small yellow warning panels (unnumbered) (Hel) ..... £470



4505 Class 45 'Peak' in BR early blue red bufferbeams - unnumbered (Hel) ..... £550



4502 Class 45 'Peak' in BR green small yellow panels and green roof - unnumbered (Hel) ..... £550

6000 Class 60 diesel in Railfreight triple grey (Supplied unnumbered separate waterline numbers, sector emblems and a selection of nameplates.) (Hel) ..... £499

#### Wagons

7F-058-001 14-ton Type A tank wagon in Esso silver (Dap) NEW ..... £42.46

7F-058-005 14-ton Type A tank wagon in Lobitos silver (Dap) NEW ..... £42.46

7F-058-003 14-ton Type A tank wagon in Regent Oakleaf lettering (Dap) NEW ..... £42.46

7F-058-002 14-ton Type A tank wagon in Shell BP silver (Dap) NEW ..... £42.46

7F-058-004 14-ton Type A tank wagon in Shell Motor Spirit silver (Dap) NEW ..... £42.46

7F-058-005 14-ton Type B tank wagon in Berry Wiggins black (Dap) NEW ..... £42.46



7F-059-004 14-ton Type B tank wagon in Esso black (Dap) NEW ..... £42.46



7F-059-002 14-ton Type B tank wagon in Esso black (Dap) NEW ..... £42.46



7F-059-003 14-ton Type B tank wagon in Shell - BP black (Dap) NEW ..... £42.46




7F-059-001 14-ton Type B tank wagon in Shell BP black (Dap) NEW ..... £42.46

1042 200xx VAA sliding door van in Railfreight red & grey (Hel) ..... £63

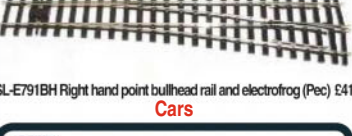


SL-700BH Box of 12 1 Yard O Gauge Flexible Nickel Silver Track (Bullhead Nickel Silver Rail) (Pec) ..... £75

SL-700BH Single (Pec) ..... £6.50



SL-E792BH Left hand point bullhead rail and electrofrog (Pec) .. £44



SL-E791BH Right hand point bullhead rail and electrofrog (Pec) £41

#### Cars



43SET32 Aston Martin DB2 MKII Twin Set Saloon and DHC (Oxf) NEW ..... £35

43AM2001 Aston Martin DB4GT Zagato - 2 VEV Metallic Green (Oxf) NEW ..... £19.40

VA00132 Ford Anglia 105E DeLuxe, Pompadour Blue & Shark Blue (Cor) NEW ..... £24

43RRP3002 Rolls Royce Phantom III SdV HJ Mulliner Fawn/Black (Oxf) NEW ..... £20

43RRP5002 Rolls Royce Phantom V James Young Bunting/Silver/Sand (Oxf) NEW ..... £20



43EMP001 Rolls Royce Silver Cloud/Hooper Empress Brown/Cream (Oxf) NEW ..... £20

43VF003 Vauxhall Firenza Sport SL Honey Stormist (Oxf) NEW ..... £19

VA01207 VW Beetle, Coral Oval Rear Window Saloon (Cor) NEW ..... £24

VA08506 Wolseley 6, Rheingold Metallic (Cor) NEW ..... £24

#### Public Service vehicles

43LAN188010 Land Rover Series 1 88" Hard Top Rover Fire Brigade (Oxf) NEW ..... £10.50

#### Any or Multiple Scales

#### Analogue controllers



COMBI Combi 12v 1Amp Single Track Controller Transformer (Gau) ..... £30



D Double/Twin track power controller (Gau) ..... £69



Q Quadruple 4 circuit power controller (Gau) ..... £130

#### DCC decoders



DCR-18PIN-Direct 18-pin 4-function 1.1Amp direct plug decoder back EMF (Hat) ..... £13



DCR-21PIN-Direct Box of 10 21-pin 4-function 1.1Amp direct plug decoder back EMF (Hat) ..... £110

DCR-21PIN-Direct Single (Hat) ..... £12

DCR-21PIN-Direct Box of 5 (Hat) ..... £57



36-557 Pack of 5 21-pin E-Z Command 4-function 1A decoder back EMF (Bac) (RRP £92.50) ..... BARGAIN £70

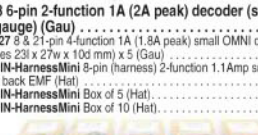
36-557 Single (Bac) ..... £14.50



X9659 4-pin DCC decoder for Sentinels and Peckett locos (Hor) £12



36-568 6 pin DCC decoder Back EMF and Railcom (Bac) ..... £24.60



DCC23 6-pin 2-function 1A (2A peak) decoder (suitable for N gauge) (Gau) ..... £24

BPDC27 8 & 21-pin 4-function 1A (1.8A peak) small OMNI decoder (measures 23x 27x 100 mm) x5 (Gau) ..... £71

DCR-8PIN-HarnessMini 8-pin (harness) 2-function 1.1Amp small & thin decoder back EMF (Hat) ..... £11

DCR-8PIN-HarnessMini Box of 5 (Hat) ..... £50

DCR-8PIN-HarnessMini Box of 10 (Hat) ..... £99



DCR-8PIN-Harness Box of 10 8-pin (harness) 4-function 1.1Amp decoder back EMF (Hat) ..... £94

DCR-8PIN-Harness Single (Hat) ..... £10

DCR-8PIN-Harness Box of 5 (Hat) ..... £48

36-553 8-pin 3-function 0.75A decoder back EMF (Bac) ..... £15.50



R8249 Box of 6 8-pin 4-function 2-sided 0.5A (1A peak) decoder (Hor) ..... £76

R8249 Single (Hor) ..... £14



DCR-8PIN-Direct Box of 10 8-pin compact direct 4-function 1.1Amp decoder back EMF (Hat) ..... £105

DCR-8PIN-Direct Single (Hat) ..... £13

DCR-8PIN-Direct Box of 5 (Hat) ..... £59

#### DCC controllers



36-504RC Dynamis Ultima© DCC System Trial copy RailController Software (Bac) ..... £240



50200 EcoS Command Station DCC controller full colour LCD touch screen & dual controllers motorised dials & easy CV (ESU) ..... £335



524-042 NCE Power Cab 2 Amp DCC controller (NCE) ..... £140



DCC04 Prodigy 'Advance 2' Wireless starter DCC controller package (Gau) ..... £369



DCC49 Prodigy 8 Amp booster unit (Gau) ..... £150



DCC01 Prodigy Express Package. Can be extended the DCC13 Walkaround or DCC51 Wireless (Gau) ..... £124



DCC51 Prodigy Wireless Conversion Set (Gau) ..... £200



524-037 SB5 Smart Booster Entry level 5A DCC system for use Power Cab controller (NCE) ..... £150

#### Point motors



DCP-CB12IP Cobalt ip slow-action analogue point motor - pack of 12 (DCC) ..... £146

DCP-CB1DIP Cobalt ip slow-action digital point motor \* 1 (DCC) ..... £20

DCP-CB6DIP Cobalt ip slow-action digital point motor - pack of 6 (DCC) ..... £94

DCP-CB60MG Cobalt slow-action analogue point motor x6 (ex DCP-CB6) (DCC) ..... £90

BPPM20 Pack of five Surface mounted seep point motors (Gau) ..... £36



PL-10 Bag of 6 Point Motor (Switch Machine) (Pec) ..... £34

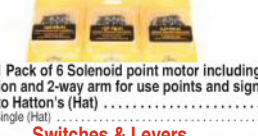
PL-10 Single (Pec) ..... £6

PL-10E Point Motor Extended Pin (use PL-9) (Pec) ..... £6

PL-10E Bag of 6 (Pec) ..... £34



PM-1 Seep point motor accessory switch (Gau) ..... £4



PL-11 Side/surface mounted point motor (Pec) ..... £7.50



HAT-PM-01 Pack of 6 Solenoid point motor including pin extension and 2-way arm for use points and signals. Exclusive to Hatton's (Hat) ..... £35

HAT-PM-01 Single (Hat) ..... £6.50

#### Switches & Levers



PL-13 Accessory Switch for fitting to turnout motor PL10 (Pec) ..... £3



DCP-CBS12 Cobalt S - Lever all accessories - unpainted x 12 (DCC) ..... £165

#### Track underlay

ST1411 Incline For Transition From 1 Level To Another - 4% Set - Elevates Track 4" In 8" - 2.5" Wide - Pack Of 4 (Woo) ..... £13

#### Railway publications

SYH27 Booklet - 'Shows You How' Series - Building Wile Craftman kits (Pec) NEW ..... £1

#### Tools

XU2175B Flexible track cutters (XU20N) (Gau) ..... £15

DCM-RR66 Rolling Road - Active (Powered) Set - 6 Way - For OO, N, HO, TT Gauge - See Description (ex DCP101) (DCC) ..... £61



# GAUGEMASTER.com

## The Online Home of The Engine Shed

### DCC CONTROL

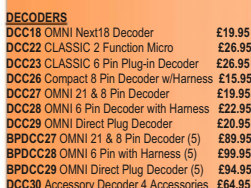
#### DIGITAL CONTROL SYSTEMS



DCC01 Prodigy Express System £169.95



DCC02 Prodigy Advance2 System £299.95  
DCC04 Prodigy Advance2 Wireless System £479.95



- DECODERS**
- DCC18 OMNI Next18 Decoder £19.95
  - DCC22 CLASSIC 2 Function Micro £26.95
  - DCC23 CLASSIC 8 Pin Plug-in Decoder £26.95
  - DCC26 Compact 8 Pin Decoder w/Harness £19.95
  - DCC27 OMNI 21 & 8 Pin Decoder £19.95
  - DCC28 OMNI 6 Pin Decoder with Harness £22.95
  - DCC29 OMNI Direct Plug Decoder £20.95
  - BPDC027 OMNI 21 & 8 Pin Decoder (5) £89.95
  - BPDC028 OMNI 6 Pin with Harness (5) £99.95
  - BPDC029 OMNI Direct Plug Decoder (5) £94.95
  - DCC30 Accessory Decoder 4 Accessories £64.95
- DCC ACCESSORIES**
- DCC11 Prodigy Extension Plate £42.95
  - DCC13 Prodigy Adv2 Wireless Walkaround £189.95
  - DCC14 Prodigy Adv2 Backlit Walkaround £139.95
  - DCC15 "Decoder Doctor" Decoder Tester £89.95
  - DCC40 Auto Reverse Module £44.95
  - DCC49 Prodigy DCC Booster Unit 8 Amp £269.95
  - DCC51 Prodigy Wireless Conversion Set £64.95
  - DCC55 Prodigy Wired Computer Interface £3.95
  - DCC60 Spare plug for Prodigy £8.50
  - DCC61 Medium NEM 652 Socket (5) £5.95
  - DCC62 Prodigy Universal Lead (2m) £27.95
  - DCC63 Prodigy Adv Power Supply Unit £7.25
  - DCC64 Prodigy Power Pack Lead £27.95
  - DCC65 Prodigy Express Power Supply Unit £27.95
  - DCC66 Controller Caddy £6.95
  - DCC71 Prodigy Decoder Tester £10.50
  - DCC72 8 to 21 Pin Adaptor £4.75
  - DCC77 Prodigy Walkaround Adapter £9.95

#### DCC AUTOFROG



DCC80 DCC Autofrog  
BPDC080 DCC Autofrog (3) £14.95

The DCC80 Autofrog is a simple switch that automatically changes the frog polarity on your DCC layout. In most situations, the use of electrofrog points is recommended on digital layouts to ensure reliability but this can make extra switching more complicated than it needs to be. Visit our website for more information on this innovative solution. Thousands sold so far!

### ANALOGUE CONTROL

#### MAINS POWERED CONTROLLERS



- GMC-COMBI Single Track Controller £42.95
- GMC-100M Single Track £89.95
- GMC-100MO Single Track O Scale £89.95
- GMC-10LGB Single Track G Scale £104.95
- GMC-10LGBSF Single Track G Scale Fan £179.95
- GMC-P Single Track Simulation £99.95
- GMC-PO Single Track Simulation O Scale £109.95



- GMC-D Twin Track £99.95
- GMC-DO Twin Track O Scale £179.95
- GMC-DS Twin Track Simulation £179.95
- GMC-TS Three Track Simulation £179.95



#### PANEL MOUNT CONTROLLERS



- GMC-100 Single Track £37.95
- GMC-100L Single Track O Scale £47.95
- GMC-100LGB Single Track G Scale £57.95
- GMC-U Single Track Simulation £42.95
- GMC-UJ Single Track Simulation O Scale £62.95
- GMC-UD Twin Track £57.95
- GMC-UDF Twin Track Feedback £62.95
- GMC-UDS Twin Track Simulation £72.95
- GMC-UTS Three Track Controller Sim. £82.95
- GMC-UQ Four Track £87.95

#### HANDHELD CONTROLLERS

- GMC-W Single Track £39.95
- GMC-HH Single Track Feedback £39.95
- GMC-WS Single Track Simulation £59.95

#### MAINS POWERED TRANSFORMERS

- GMC-M1 Output 2 x 16v AC £49.95
  - GMC-M1DC Output 2 x 12v DC £54.95
  - GMC-M2 Output 1 x 18v AC (2.5a) £54.95
  - GMC-M3 Output 1 x 24v AC (1.25a) £54.95
  - GMC-M4 Output 2 x 12v AC (1.25a) £54.95
- WALL MOUNTED TRANSFORMERS**
- GMC-WM1 Output 1 x 16v AC or 12v DC £20.95
  - GMC-WM2 Output 1 x 9v DC (0.6a) £15.95
  - GMC-WM3 Kato Unitrack UK Power Supply £15.95
  - GMC-WM4 Output 12v DC (Regulated) £15.95

#### OPEN TRANSFORMERS

- GMC-T1 Output 2 x 16v AC (1a) £27.95
- GMC-T2 Output 1 x 18v AC (2.5a) £27.95
- GMC-T3 Output 1 x 24v AC (1.25a) £27.95
- GMC-T4 Output 2 x 12v AC (1a) £27.95

#### MODULES

- GMC-SS1 Super Shuttle Unit £34.95
- GMC-SS1GB Super Shuttle Unit G Scale £44.95
- GMC-SS2 Station Stop Unit £39.95

### POINT CONTROL

#### MAINS POWERED POINT CONTROL SYSTEM

- GMC-PCU1 Point Control Unit £114.95
- GMC-PCU2 Slave Unit for PCU1 £54.95

#### CAPACITOR DISCHARGE UNITS




- GMC-CDU Capacitor Discharge Unit £13.95

#### UNCOUPLERS

- GMC-EM1 N Electro Magnetic Uncoupler £9.95
- GMC-EM2 Coupling Adaptor Fret (20) £4.95
- GMC-TLU OO Tension Lock Uncoupler £10.95

#### POINT MOTOR ACCESSORIES



- GMC-PM50 Connection Boxes (3) £3.95
- GMC-PM51 Triple Point Motor Wire 10m £7.95
- GMC-PM52 Point Motor Accessory Pack £2.95
- GMC-PM53 Harnesses for PM10D (2) £3.95
- GMC612 Hole Saw & Arbor for Motor Fitting £3.50

#### POINT MOTORS



- GMC-PM1 SEEP Motor with Built-In Switch £5.75
- GMC-PM2 SEEP Motor No Switch £5.25
- GMC-PM4 SEEP Motor Latching Mechanism £6.50



- GMC-PM10 Solenoid Point Motor £6.95
  - GMC-BPPM10 Solenoid Point Motor (5) £29.95
- Designed with easy installation in mind, this motor features a built-in reversible mounting plate (with adjustment slots and holes), robust, plated metalwork and fibreglass PCBs for longer life. The magnetic coils are high efficiency for reliable operation. Also has easy to use "solder-free" screw terminals. Includes mounting screws and a throw-bar extension.



- GMC-PM10D Digital Solenoid Point Motor £18.95
- All the features of the PM10 but with an inbuilt DCC decoder to make wiring even easier.



- GMC-PM20 Surface Mount Point Motor £9.95
  - GMC-BPPM20 Surface Mnt Point Motor(5) £44.95
- Designed with easy installation in mind, PM20 is placed parallel to your point-work and operates equally well orientated either way. PM20 works well with all popular modelling scales, and with the leading brands of track in the UK. The magnetic coils are high efficiency for reliable operation. PM20 also has a plug-in harness that is very easy to use. Mounting screws are included.



- PM20D Digital Surface Mount Point Motor £22.95
- All the features of the PM20 but with an inbuilt DCC decoder to make wiring even easier.

### TRACK

#### ELECTRONIC HIGH FREQUENCY TRACK CLEANERS FOR DC (ANALOGUE) USE ONLY

- GMC-HF1 Single Track Unit £39.95
- GMC-HF2 Double Track Unit £49.95

#### AXLE-HUNG TRACK CLEANING PADS

- GM37 OO/HO Track Cleaning Pads (3) £5.95
- GM39 N Track Cleaning Pads (3) £5.95

#### TRACK TESTER

- GM52 Multi Scale Track Tester £4.95

#### OO SCALE FLEXIBLE TRACK

- GM90 900mm N/Silver Flexible Track (100) £315
- GM93 900mm N/Silver Blk Flexi Track (24) £79.95
- GM94 900mm N/Silver Bm Flexi Track (24) £79.95
- GM97 900mm N/Silver Bm Flexi Track (100) £315
- GM19 Code 100 (OO) Rail Joiners (24) £2.95

#### OO SCALE TRACK ACCESSORIES

- GM45 OO/HO Re-Railer £5.50
- GM54 OO Buffer Stop £1.95
- BPGM54 OO Buffer Stop (5 Pack) £8.75



- GM55 OO Li Buffer Stop £7.25
- GM56 OO Buffer Stop Lights (Pack of 2) £9.95
- GM113 Pair of Leads (Joiners/Bare Wire) £4.95
- GM66 Hornby Type Track Pins 10mm £2.75
- GM67 Extra Long Track Pins 15mm £2.75

#### N SCALE FLEXIBLE TRACK

- GM96 900mm N/Silver Blk Flexi Track (24) £64.95
- GM18 Code 80 (N) Rail Joiners (24) £2.95

#### N SCALE TRACK ACCESSORIES

- GM46 N Re-Railer £2.95
- GM53 N Scale Buffer Stop £4.95
- BPGM53 N Scale Buffer Stop (Pack of 5) £22.50
- GM57 N Li Buffer Stop on Track £9.25
- GM58 N Buffer Stop Lights (Pack of 2) £9.95
- GM17 Pair of Leads (N Joiner/Bare Wire) £4.95

#### OO GREY BALLASTED UNDERLAY SYSTEM



- GM114 OO/HO Granite Ballast (500g) £3.75
- GM117 OO/HO Granite Ballast (200g) £2.65
- GM200 Flexible Ballasted Underlay (5m) £23.95
- GM204 Point & Crossing Ballasting Kit £8.25

#### OO BROWN BALLASTED UNDERLAY SYSTEM

- GM111 OO/HO Brown Ballast (500g) £3.75
- GM210 Flexible Ballasted Underlay (5m) £23.95
- GM214 Point & Crossing Ballasting Kit £8.25

#### N GREY BALLASTED UNDERLAY SYSTEM

- GM115 N Granite Ballast (500g) £3.75
- GM118 N Granite Ballast (200g) £2.65
- GM201 N Flexible Ballasted Underlay (5m) £23.95
- GM205 N Point & Crossing Ballasting Kit £8.25

#### N BROWN BALLASTED UNDERLAY SYSTEM

- GM113 N Brown Ballast (500g) £3.75
- GM211 N Flexible Ballasted Underlay (5m) £23.95
- GM215 Point & Crossing Ballasting Kit £8.25

#### OO SCALE CORK TRACKBED SYSTEM



- GM251 3mm Cork Trackbed 4.5 x 50cm (6) £9.25
- GM252 3mm Cork Plates 15 x 50cm (2) £4.75
- GM240 For RH Sectional Points (2) £4.50
- GM241 For LH Sectional Points (2) £4.50
- GM244 For RH Sectional Curved Points (2) £4.50
- GM245 For LH Sectional Curved Points (2) £4.50
- GM247 For Y Sectional Points (2) £4.50

#### N SCALE CORK TRACKBED SYSTEM

- GM231 2mm Cork Trackbed 2.8 x 50cm (6) £9.25
- GM232 2mm Cork Plates 15 x 50cm (2) £4.75
- GM225 For RH Sectional Points (2) £4.25
- GM226 For LH Sectional Points (2) £4.25

### SCENICS

#### STARTER PACK



- GM194 Scenic Starter Pack £24.95

#### GENERAL SCENIC MODELLING PRODUCTS

- GM100 Mod Roc (2.75m) £4.75
- GM119 Fine Plaster of Paris (1kg) £3.95
- GM130 1/16 Cork Sheet 3' x 2' (60 x 90cm) £7.75
- GM131 1/8 Cork Sheet 3' x 2' (60 x 90cm) £11.75
- GM167 Balsa Bundle 50 x 76 x 229mm £2.95
- GM168 Balsa Bundle 75 x 150 x 450mm £11.95

#### GRASS & GRAVEL MATS



- GM20 Spring Grass Mat 100cm x 75cm £7.95
- GM21 Summer Grass Mat 100cm x 75cm £7.95
- GM22 Autumn Grass Mat 100cm x 75cm £7.95
- GM23 Gravel Mat 100cm x 75cm £7.95
- GM38 Spring Grass Mat 240cm x 120cm £34.95

#### MEADOW MATS

- GM140 Meadow Mat - Spring 6mm Grass £9.75
- GM141 Meadow Mat - Meadow 6mm Grass £9.75
- GM142 Meadow Mat - Spring 12mm Grass £12.75
- GM143 Meadow Mat-Meadow 12mm Grass £12.75
- GM147 Meadow Mat - Beige 6mm Grass £9.75
- GM148 Meadow Mat - Beige 12mm Grass £12.75

#### STATIC GRASS SYSTEM



- GM196 Static Grass Starter Set £9.95
- GM193 Puffer Bottle £4.95
- GM169 Static Grass Glue (250ml) £6.95
- GM170 Spring Grass Flock (30g) £3.45
- GM171 Summer Grass Flock (30g) £3.45
- GM172 Moorland Grass Flock (30g) £3.45
- GM173 Meadow Grass Flock (30g) £3.65
- GM174 Woodland Floor Grass Flock (30g) £3.65

#### BUDGET SCATTERS

- GM101 Meadow Scatter (50g) £1.95
- GM102 Mid Green Scatter (50g) £1.95
- GM103 Dark Green Scatter (50g) £1.95
- GM105 Spring Green Scatter (50g) £1.95
- GM108 Earth Brown Scatter (50g) £1.95
- GM109 Black Scatter (50g) £1.95
- GM110 Red/Brown Scatter (50g) £1.95
- GM112 Imitation Coal (50g) £2.45
- GM116 Grey Tarmac Scatter (50g) £1.95

#### LICHENS & HEDGES



- GM160 Light Green Hedgerow (1m) £7.50
- GM161 Dark Green Hedgerow (1m) £7.50
- GM164 Light Green Lichen (80g) £4.95
- GM165 Dark Green Lichen (80g) £4.95
- GM166 Assorted Lichen (80g) £4.95

#### FOLIAGE

- GM150 Fine Light Green Foliage (30g) £3.55
- GM151 Fine Dark Green Foliage (30g) £3.55
- GM152 Fine Mid Green Foliage (30g) £3.55
- GM153 Fine Light Brown Foliage (30g) £3.55
- GM154 Fine Brown Foliage (30g) £3.55

#### STANDARD TREES

- GM180 Plum Trees (3) £7.95
- GM181 Plum Trees in Blossom (3) £7.95
- GM182 Fruit Trees (3) £7.95
- GM183 Apple Trees (3) £7.95
- GM184 Birch Trees (3) £7.95
- GM185 Weeping Willow Trees (3) £7.95
- GM186 Poplar Trees (3) £7.95
- GM187 Pine Trees (3) £8.95
- GM188 Beech Trees (2) £7.95

#### VALUE TREE ASSORTMENTS



- GM127 N Scale Tree Assortment (10) £9.95
- GM128 OO Scale Spring Trees (10) £11.95
- GM129 OO Scale Summer Trees (10) £11.95

#### BULK TREES

- GM120 Deciduous Trees (25) £22.95
- GM121 Mixed Trees (25) £22.95
- GM122 Fir Trees (25) £22.95
- GM123 Small Fir Trees (50) £19.95
- GM124 Deciduous Trees (25) £22.95
- GM125 Spruce Trees (25) £22.95

#### MAKE YOUR OWN TREES

- GM195 Seabram for Tree Making £19.95
- GM156 Light Green Scenic Leaves (50g) £4.15
- GM157 Mid Green Scenic Leaves (50g) £4.15
- GM158 Dark Green Scenic Leaves (50g) £4.15

#### FLOWERS



- GM139 Flowerbeds £11.95
- GM175 Garden Flowers £9.95
- GM176 Water Plants £9.95
- GM177 Garden Plants £9.95
- GM178 Wild Flowers £9.95

#### PLANTS

- GM149 Green Plants 12mm (42) £4.95
- GM159 Yellow Plants 12mm (42) £4.95

#### GRASS STRIPS/TUFTS

- GM136 Spring Grass Strips (36) £11.95
- GM137 Summer Grass Tufts (104) £11.95
- GM138 Flowering Grass Tufts (108) £11.95
- GM162 Green 6mm Mini Tufts (42) £4.95
- GM163 Green 12mm Mini Tufts (42) £4.95

#### BRICKWORK

- GM30 Plain Stone Wall Grey £9.75
- GM31 Grey Stone Wall & Buttresses £9.75
- GM32 Grey Stone Wall & Arches £9.75
- GM197 Stone Tunnel Wall £8.75
- GM198 Single Tunnel Mouth & Walls £15.75
- GM199 Double Tunnel Mouth & Walls £20.75

#### BACKSCENES

- GM701 Large Valley Backscene £7.95
- GM702 Large Countryside Backscene £7.95
- GM703 Large Open Field Backscene £7.95

#### GM704 Large Village Backscene

- GM704 Large Village Backscene £7.95
- GM705 Large Cloudy Sky Backscene £7.95
- GM706 Large Industrial Backscene £7.95
- GM707 Large Housebacks Backscene £7.95
- GM708 Large Pretty UK Town Backscene £7.95
- GM751 Small Valley Backscene £4.95
- GM752 Small Countryside Backscene £4.95
- GM753 Small Open Field Backscene £4.95
- GM754 Small Village Backscene £4.95

#### GM755 Small Cloudy Sky Backscene

- GM755 Small Cloudy Sky Backscene £4.95
- GM756 Small Industrial Backscene £4.95
- GM757 Small Housebacks Backscene £4.95
- GM758 Small Pretty UK Town Backscene £4.95

### HIGHWAYS



- GM370 80mm Wide Tarmac Road (1m) £7.25
- GM371 80mm Wide Universal Curves (2) £7.25
- GM375 68mm Wide Tarmac Road (1m) £7.25
- GM376 68mm Wide Universal Curves (2) £7.25

#### OO SCALE VEHICLE LIGHTING KITS

- GM385 Standard Vehicle Kit £14.95
- GM386 Emergency Vehicles Kit (Blues) £16.95
- GM387 Service Vehicles Kit (Orange) £16.95

#### N SCALE ROAD SYSTEM

- GM390 40mm Wide Tarmac Road (1m) £6.95
- GM391 40mm Wide Universal Curves (2) £6.95

#### ROADSIDE CRASH BARRIERS

- GM381 OO Scale £6.95
- GM396 N Scale £6.95

### STRUCTURES

#### OO SCALE LASER CUT KITS

- GM451 Wooden Fencing 300mm Length £5.95
- GM452 Lattice Fencing 300mm Length £5.95
- GM453 Garden Shed Kit £6.95

#### OO SCALE "FORDHAMPTON" PLASTIC KITS

Fordhampton is a bustling market town on a busy mainline running through the rolling South Downs. With both local and express services steaming through, Fordhampton Station serves all kinds of trains from commuters travelling to and from London as well as excursions to the seaside at Brighton! Wherever you are going the station master will be happy to help you get to your destination.



- GM401 Fordhampton Station £25.95
- GM402 Fordhampton Signal Box £12.95
- GM403 Fordhampton Footbridge £18.95
- GM404 Fordhampton Level Crossing £13.95
- GM405 Fordhampton 60s Estate House £15.95



- GM406 Fordhampton Locomotive Shed £20.95

TENS OF THOUSANDS OF ITEMS ARE IN STOCK NOW. E & OE.  
WE CAN DELIVER POST FREE TO MOST UK ADDRESSES





## STRUCTURES

GM407 Fordhampton Carriage Platforms £9.95  
GM408 Fordhampton Village Store or Pub £17.95  
GM409 Fordhampton Pub/Bistro £19.95



GM410 Fordhampton Doctors Surgery £15.95



GM411 Fordhampton Farmhouse/Cottage £15.95



GM412 Fordhampton Gasometer £19.95



GM413 Fordhampton Nurseries £19.95  
GM414 Fordhampton Bridge £12.95

## KESTREL DESIGNS

### N GAUGE PLASTIC KITS

GMKD01 House £4.75  
GMKD02 Shop £4.75  
GMKD03 Bungalow £4.00  
GMKD04 Church with Porch £6.50  
GMKD05 House/Shop Unit with Glazing £7.25  
GMKD06 Two Shop Unit with Glazing £7.25  
GMKD07 Four House Unit £7.25  
GMKD08 Country Station £9.50  
GMKD09 Station Buildings £5.75  
GMKD10 Island Platform with Flat Canopy £9.00  
GMKD11 Flat Canopy £6.50  
GMKD12 Small Signal Box £7.00  
GMKD13 Farm Rail Fencing Bown £3.50  
GMKD13W Farm Rail Fencing White £3.50  
GMKD14 Telegraph Poles £3.50  
GMKD15 Windows Doors & Gutters £4.75  
GMKD16 Platforms (2) £3.25  
GMKD17 Platform Ramps (2) £2.75  
GMKD18 Station Yard Huts £3.75  
GMKD19 Weighbridge & Office £4.75  
GMKD20 Coal Office £3.75  
GMKD21 Level Crossing/Keepers Cottage £6.50  
GMKD22 Four Greenhouses £3.50  
GMKD23 Two Domestic Garages £3.50  
GMKD24 Water Tower £4.25  
GMKD25 Corner Shop £5.00  
GMKD26 Corner Pub £5.00  
GMKD27 Three Storey Townhouse £6.50  
GMKD28 Three Storey Town Shop £6.50  
GMKD29 Modern Station £8.75  
GMKD30 Modern Station Waiting Room £6.25  
GMKD31 Station Masters House £7.00  
GMKD32 Pair Pre War Semi Det. Houses £8.00  
GMKD33 Boilerhouse & Chimney £7.00  
GMKD34 Stable Block £4.25  
GMKD35 Cow Shed £4.00  
GMKD36 Barn £6.50  
GMKD37 Farm House £8.25  
GMKD38 Steel Footbridge £8.25  
GMKD39 Modern Industrial Unit £6.50  
GMKD40 Modern Fire Station £8.00  
GMKD41 Platforms Wide (2) £3.75  
GMKD42 Platform Ramps Wide (2) £3.25  
GMKD43 Goods Shed £8.50  
GMKD100 Town Station £17.95  
GMKD1001 Old Factory with Chimney £20.95

### N GAUGE LASER CUT KITS

The same as the ultra detailed OO equivalents (GM451/GM452/GM453) - pack sizes vary from the 4mm versions though  
GMKD51 Wooden Fencing £5.75  
GMKD52 Lattice Fencing £5.00  
GMKD53 Garden Sheds (2) £6.00

### N GAUGE VALUE KIT SETS

GMKD2000 Station Set £15.95  
GMKD2001 Town Set £13.95  
GMKD2002 Suburban Set £15.95  
GMKD2003 Farm Set £17.95

## LIGHTING

### OO SCALE LAMPS & LIGHTING

Four 4mm scale lamps with prototypical post extensions and light control PCBs

GM801 Barley Twist Gas Lamp Soft Black (3) £13.95  
GM802 B/Twist Gas Lamp BR/SR Green (3) £13.95  
GM803 B/Twist Gas Lamp LMS Maroon (3) £13.95  
GM804 B/Twist Gas Lamp GWR Stone (3) £13.95  
GM805 B/Twist Gas Lamp Grey Undercoat (3) £13.95  
GM806 Taper Post Gas Lamp Soft Black (3) £13.95  
GM807 Taper Post Gas Lamp BR/SR Grn (3) £13.95  
GM808 T/Post Gas Lamps LMS Maroon (3) £13.95  
GM809 T/Post Gas Lamps GWR Stone (3) £13.95  
GM810 T/Post Gas Lamp Grey Undercoat (3) £13.95  
GM811 Taper Post Oil Lamp Soft Black (3) £13.95  
GM812 Taper Post Oil Lamp BR/SR Green (3) £13.95  
GM813 Taper Post Oil Lamp LMS Maroon (3) £13.95  
GM814 Taper Post Oil Lamp GWR Stone (3) £13.95  
GM815 T/Post Oil Lamp Grey Undercoat (3) £13.95  
GM816 Swan Neck Lamp Soft Black (3) £13.95  
GM817 Swan Neck Lamp BR/SR Green (3) £13.95  
GM818 Swan Neck Lamp LMS Maroon (3) £13.95  
GM819 Swan Neck Lamp GWR Stone (3) £13.95  
GM820 W/Mounted Swan Neck Black (2) £13.95  
GM821 W/Mounted Swan Neck SR/BR Grn (2) £13.95  
GM822 W/Mounted Swan Neck LMS Mm (2) £13.95  
GM823 W/Mounted Swan Neck GWR Stone (2) £13.95  
GM824 W/Mounted Gas Lamp Soft Black (2) £13.95  
GM825 W/Mounted Gas Lamp BR/SR Grn (2) £13.95  
GM826 W/Mounted Gas Lamp LMS Maroon (2) £13.95  
GM827 W/Mounted Gas Lamp Undercoat (2) £13.95  
GM828 W/Mounted Gas Lamp GWR Stone (2) £13.95  
GM829 Modern Sgl Head Adjustable Lamp (4) £15.95  
GM830 Modern DBI Head Adjustable Lamp (3) £13.95

### OO SCALE VALUE PACKS LAMPS & LIGHTING

Typically 6 x lamps, plus two matching wall lamps with prototypical post extensions as well as 6 prototype white LEDs for building interiors and all required light control PCBs.

GM851 Barley Twist Gas Lamp Soft Black £32.95  
GM852 B/Twist Gas Lamp SR/BR Green £32.95  
GM853 B/Twist Gas Lamp LMS Maroon £32.95  
GM854 B/Twist Gas Lamp GWR Stone £32.95  
GM855 B/Twist Gas Lamp Grey Undercoat £32.95  
GM856 Taper Post Gas Lamp Soft Black £32.95  
GM857 Taper Post Gas Lamp BR/SR Green £32.95  
GM858 Taper Post Gas Lamp LMS Maroon £32.95  
GM859 Taper Post Gas Lamp GWR Stone £32.95  
GM860 Taper Post Gas Lamp Undercoat £32.95  
GM861 Taper Post Oil Lamp Soft Black £32.95  
GM862 Taper Post Oil Lamp SR/BR Green £32.95  
GM863 Taper Post Oil Lamp LMS Maroon £32.95  
GM864 Taper Post Oil Lamp GWR Stone £32.95  
GM865 Taper Post Oil Lamp Grey Undercoat £32.95  
GM866 Swan Neck Lamp Soft Black £32.95  
GM867 Swan Neck Lamp BR/SR Green £32.95  
GM868 Swan Neck Lamp LMS Maroon £32.95  
GM869 Swan Neck Lamp GWR Stone £32.95  
GM879 Modern Sgl Head Adjustable Height £32.95  
GM880 Modern DBI Head Adjustable Height £19.95


### LIGHTING ACCESSORIES

GM895 Light Control PCB - LED/Lamp (2) £6.95  
GM896 Light Control PCB - LED/Lamp (5) £12.95  
GM897 Mini Light Control PCB - LED (10) £4.95  
GM898 Mini Light Control PCB - Lamp (10) £4.95  
GM899 Spare Bulbs for Lamps (5) £4.95

## TOOLS

### MODEL RAILWAY MAINTENANCE

GM50 OO/HO Locomotive Wheel Cleaner £39.95  
GM47 N Gauge Wheel Cleaner £34.95  
GM51 Spare Pads for GM50 £17.95  
GM49 Spare Pads for GM47 £17.95  
GM59 N Scale Wheel Cleaner £15.95



GM60 OO Scale Wheel Cleaner £19.95  
GM619 Precision Lubricator £4.75  
GM667 Superfine Oil Pen w/Teflon Particles £6.25  
GM668 Electrical Contact Oil Pen £9.95

### TRACK RUBBERS

GM26 Track Rubber £3.25  
GM27 Jumbo Track Rubber £5.95

### CUTTING MATS

GM599 A6 Size £2.95  
GM600 A2 Size £15.95  
GM601 A3 Size £10.95  
GM602 A4 Size £5.95  
GM603 A5 Size £3.95

### GENERAL MODELLING TOOLS

GM604 Round Nose Pliers £6.95  
GM605 Flat Nose Pliers £6.95  
GM606 Side Cutters £6.95  
GM607 Half Round Pliers £6.95  
GM608 Bent Nose Pliers £6.95  
GM609 S/Steel Tweezers (4) £7.95  
GM610 Double Ended Pin Vice £5.95  
GM611 Sawset 1 w/ Scalpel Handle £10.95  
GM613 Trim-away Knife £3.95  
GM614 Stainless Steel Scalpel & Blades £5.50  
GM615 Plastic Scalpel & Blades £5.95  
GM616 Disposable Knife Set (3) £6.95  
GM617 Pick-Up Tool £4.25  
GM618 Magnifier Tweezers £4.25



GM620 Flexible Model Sanders (3) £2.95  
GM621 Locking forceps Curved £7.50  
GM622 Hot Wire Cutter for Scenic Modelling £19.95  
GM623 Wires for Hot Wire Cutter (5) £4.95  
GM624 Swivel Top Pin Vice £6.95  
GM625 Current Tweezer Reverse Action £4.95  
GM626 Straight Tweezer Reverse Action £4.95  
GM627 Blunt End Tweezer Reverse Action £4.95  
GM628 Mini Hobby Hammer £3.95  
GM629 Cutting Discs (10) £4.95  
GM630 Screw Top Mandrels (3) £4.75  
GM631 Slitting Discs (10) & Mandrel £5.50  
GM632 Budget Needle File Set £6.25

GM633 Glass Fibre Pencil 4mm £4.75  
GM634 4mm G/Fibre Refills (10) £7.50  
GM635 2mm Glass Fibre Pencil £6.95  
GM636 2mm G/Fibre Refills (5) £6.95  
GM637 Modelling Scissors £5.95  
GM638 Cutting Brushes 0.6-2.0 £16.50  
GM639 150mm (6") Steel Rule £6.50  
GM640 Archimedian Drill Stock £6.95  
GM641 HSS Jbhrs Drills 0.5 (5) £3.95  
GM642 HSS Jbhrs Drills 0.8 (5) £3.95  
GM643 HSS Jbhrs Drills 1.0 (5) £3.95  
GM644 HSS Jbhrs Drills 1.2 (5) £3.95  
GM645 HSS Jbhrs Drills 1.5 (5) £3.95  
GM646 HSS Jbhrs Drills 1.8 (5) £3.95  
GM647 HSS Jbhrs Drills 2.0 (5) £3.95  
GM648 Microbore Drills 0.3-1.6 £10.95  
GM649 Microbore HSS Twist Drill Bits 61-80 £3.95  
GM650 HSS Jbhrs Drills 0.3 (5) £3.95  
GM651 HSS Jbhrs Drills 0.4 (5) £3.95  
GM652 HSS Jbhrs Drills 0.6 (5) £3.95  
GM653 HSS Jbhrs Drills 0.7 (5) £3.95  
GM654 HSS Jbhrs Drills 0.9 (5) £3.95



GM657 Five in One Angle Gauge & Tool £9.95  
GM660 Pick n Place Twin Pack £8.95  
GM664 Economy Sprue/Plastic Cutter £4.95  
GM666 Clip On Magnifying Eye Glass £6.95  
GM669 Pin Pusher with Depth Stop £10.95  
GM670 Deluxe Paintbrush Set £12.95  
GM683 Soft Grip Knife Set with Blades £6.95  
GM684 Spare Blades for GM683 £1.50  
GM693 Value Model Railway Drill £9.95  
GM694 Mains Powered Value Drill £16.95  
GM695 Model Railway Screwdriver Set £4.95  
GM696 Masking Tape 6mm x 18m (2) £2.25  
GM697 Masking Tape 10mm x 18m (2) £2.95  
GM698 Masking Tape 18mm x 18m (1) £2.95

### RAZOR SAWS

GM671 4 in 1 Saw Set £19.95  
GM672 Razor Saw Superfine £11.95  
GM674 Razor Saw Fine £11.95  
GM675 Razor Saw Medium £11.95  
GM676 Aluminium Mitre Box £11.95  
GM677 Fine Woodcraft Saw £15.95  
GM678 Flush Cutting Saw £12.95  
GM679 Universal Razor Saw £12.95

### SOLDERING STATION

GM661 Complete Soldering Station £29.95  
GM662 Spare Tip £2.95

### SOLDERING IRONS & BITS

GM680 15W 230V Soldering Iron £16.95  
GM681 25W 230V Soldering Iron £16.95  
GM682 40W 230V Soldering Iron £19.95  
GM685 15W No.6 Tip £3.95  
GM686 15W No.8 Tip £3.95  
GM687 25W No.6 Tip £3.95  
GM688 25W No.7 Tip £3.95  
GM689 25W No.8 Tip £3.95  
GM690 40W No.6 Tip £3.95  
GM691 40W No.7 Tip £3.95  
GM692 40W No.8 Tip £3.95  
SOLDERING ACCESSORIES  
GM01 Low Melt Solder 70 degrees (20g) £4.45  
GM02 Solder 180 degrees (20g) £4.15  
GM03 White Metal Flux £6.25  
GM04 Brass Flux £6.25  
GM05 Non Acid Safety Flux £6.25  
GM06 Solder Wire 145 Degrees £4.95  
GM059 Desoldering Pump £3.95

## ELECTRICS



### SWITCHES

GM501 Slide Switch DPDT £1.70  
GM502 Slide Switch DPDT (C/Off) £1.70  
GM503 Toggle Switch SPST £2.35  
GM504 Toggle Switch DPDT £2.65  
GM505 Mini-Toggle DPDT (C/Off) £3.15  
GM506 Mini-Toggle DPDT £2.75  
GM507 Mini-Toggle SPST £2.45  
GM508 Mini-Toggle SPDT £2.45  
GM509 Mini-Toggle SPDT (C/Off) £2.45  
GM510 Mini-Toggle for Point Motors £2.70  
GM511 Mini-Toggle for G Point Motors £3.65  
GM512 Push to Break Black (5) £5.95  
GM513 Push to Make Black (5) £2.85  
GM514 Push to Make Blue (5) £2.85  
GM515 Push to Make Green (5) £2.85  
GM516 Push to Make Red (5) £2.85  
GM517 Push to Make White (5) £2.85  
GM518 Push to Make Yellow (5) £2.85  
GM519 Rotary Switch 1 Pole 12 Way £2.85  
GM520 Rotary Switch 2 Pole 6 Way £3.75  
GM522 Rotary Switch 4 Pole 3 Way £3.75  
BPM501 Rotary Switch DPDT (25) £12.95  
BPM502 Slide Switch DPDT (C/Off) (25) £12.95  
BPM503 Toggle Switch SPST (25) £34.95  
BPM504 Toggle Switch DPDT (25) £42.95  
BPM505 Mini-Toggle DPDT (C/Off) (25) £44.95  
BPM506 Mini-Toggle DPDT (25) £42.95  
BPM507 Mini-Toggle SPST (25) £34.95  
BPM508 Mini-Toggle SPDT (25) £34.95  
BPM509 Mini-Toggle SPDT (C/Off) (25) £39.95  
BPM510 Mini-Toggle for Point Motors (25) £44.95  
BPM513 Push to Make Black (25) £9.95  
BPM514 Push to Make Blue (25) £9.95  
BPM515 Push to Make Green (25) £9.95  
BPM516 Push to Make Red (25) £9.95  
BPM517 Push to Make White (25) £9.95  
BPM518 Push to Make Yellow (25) £9.95

### WIRE

GM09RB Twinned Wire Red/Black (10m) £5.95  
GM10 Wire Red/Black/Green (10m of each) £5.95  
GM11BK Wire Black 7 x 0.2mm (10m) £2.15  
GM11BL Wire Blue 7 x 0.2mm (10m) £2.15  
GM11BN Wire Brown 7 x 0.2mm (10m) £2.15  
GM11GN Wire Green 7 x 0.2mm (10m) £2.15  
GM11GR Wire Grey 7 x 0.2mm (10m) £2.15  
GM11O Wire Orange 7 x 0.2mm (10m) £2.15  
GM11P Wire Pink 7 x 0.2mm (10m) £2.15  
GM11PP Wire Purple 7 x 0.2mm (10m) £2.15  
GM11R Wire Red 7 x 0.2mm (10m) £2.15  
GM11W Wire White 7 x 0.2mm (10m) £2.15  
GM11Y Wire Yellow 7 x 0.2mm (10m) £2.15  
BPMGM11BK Black Wire 7 x 0.2mm (100m) £7.95  
BPMGM11BL Blue Wire 7 x 0.2mm (100m) £7.95  
BPMGM11BN Brown Wire 7 x 0.2mm (100m) £7.95  
BPMGM11GN Green Wire 7 x 0.2mm (100m) £7.95  
BPMGM11GR Grey Wire 7 x 0.2mm (100m) £7.95  
BPMGM11O Orange Wire 7 x 0.2mm (100m) £7.95  
BPMGM11P Pink Wire 7 x 0.2mm (100m) £7.95  
BPMGM11R Red Wire 7 x 0.2mm (100m) £7.95  
BPMGM11W White Wire 7 x 0.2mm (100m) £7.95  
BPMGM11Y Yellow Wire 7 x 0.2mm (100m) £7.95

### GENERAL ELECTRICAL ACCESSORIES

GM12 Pair Connecting Leads (Pin/Bare Wire) £4.65  
GM14 Crimped Pin Terminals (6) £2.95  
GM15 Ring Terminals (6) £2.95  
GM16 Pair Connecting Leads (Pin/Pin) £4.95  
GM28 Crocodile Clips Red/Black Pair £1.75  
GM29 Knob for Rotary Switches & Pots £2.85  
GM40 1.5a Rectifier £4.95  
GM41 Thermal Cut-Out 1 Amp £3.95  
BPMGM11GN Green Wire 7 x 0.2mm (100m) £7.95  
GM74 1a Diodes for PCU1 & SS1 (20) £2.45  
GM75 P8 6-Way Din Plug Socket £3.15  
GM77 12-Way Poly Terminal Sock £1.95  
GM79 2.1mm Socket for WM1 Transformer £1.95  
GM89 Pack of 5 Amp Fuses (5) £2.75

### LIGHTING

GM61 Micro LED White (4) £7.95  
GM62 Micro LED Red (4) £7.95  
GM63 Micro LED Blue (4) £7.95  
GM64 Micro LED Orange (4) £7.95  
GM69 Grain of Wheat Bulb 12v Yellow (5) £3.95  
GM70 Grain of Wheat Bulb 12v Red (5) £3.95  
GM71 Grain of Wheat Bulb 12v Clear (5) £3.95  
GM72 Grain of Wheat Bulb 12v Green (5) £3.95

GM73 Grain of Wheat Bulb 12v Orange (5) £3.95  
BPMGM9 GOW Bulb 12v Yellow (100) £49.95  
BPMGM10 GOW Bulb 12v Red (100) £49.95  
BPMGM11 GOW Bulb 12v Clear (100) £39.95  
BPMGM12 GOW Bulb 12v Green (100) £49.95  
BPMGM13 GOW Bulb 12v Orange (100) £49.95  
GM80 LED Green 3mm 12v (5) £2.25  
GM81 LED Red 3mm 12v (5) £2.25  
GM82 LED Yellow 3mm 12v (5) £2.25  
GM83 LED Green 5mm 12v (5) £1.95  
GM84 LED Red 5mm 12v (5) £1.95  
GM85 LED Yellow 5mm 12v (5) £1.95  
GM76 Resistor 1K Ohm for LEDs (10) £1.65

### MAGNETS

GM86 Small Magnets (10) £5.50  
GM87 Medium Magnets (10) £5.75  
GM88 Large Magnets (10) £6.00  
GM89 3v Bulbs (10) & Capacitors (5) £5.95  
GM99 Pack of Reeds & 5 Magnets £13.95

### UNIVERSAL RELAY SWITCH

GM500 Universal Relay Switch £5.50  
BPMGM500 Universal Relay Switch (3) £14.50  
GM500D Universal Relay Switch (DCC Friendly) £5.75

### GM356

#### 2016 NEW

#### ITEMS

#### BROCHURE

Free from your local dealer or direct from us.

## GAUGEMASTER Limited Edition News



### GMC-LT

#### Multi Scale Locomotive Tester

Finished in an eye catching stainless steel, this limited edition loco tester is the perfect companion to any model railway.

£299.95 - IN STOCK NOW

### dapol N SCALE



### IN STOCK

#### DAGM202 LNER A4 (Valenced)

4488 "Union of South Africa"

£149.95 - IN STOCK NOW



#### DAGM232 First GBRF - £69.95

73 141 Charlotte



#### DAGM221 GBRF Aggregate Industries

66711 "Sence"

£109.95 - Expected April 2017

### dapol OO SCALE



### IN STOCK

#### DAGM100 The Royal Alex

DAGM101 Brighton Evening Argus

DCC FITTED £149.95

DCC SOUND FITTED £239.95

## RANGES STOCKED

Airfix  
Antex  
Atlas  
Bachmann  
Berko  
Busch  
Capital Transport  
Carrera  
Cartrix  
Classix  
Dapol  
DCCconcepts  
Deluxe Materials  
DM Toys  
Dornaplas  
EFE  
Faller  
Fleischmann  
FlySlot  
Gaugemaster  
Graham Farish  
Harburn Hamlet  
Heljan  
HMRS Transfers  
Hobbytrain  
Hornby  
Humbrol  
Ian Allen  
Jagerndorfer  
Kadee  
Kato  
Kestrel Designs  
Kibri  
Knightwing  
LGB  
Lifelike  
Lightcraft  
Marklin  
Mehano  
Metcalfe  
Middleton Press  
Miniis  
Minitrains  
Modelcraft  
Model Scene  
MRC  
Ninco  
Noch  
NSR  
Oxford Diecast  
Oxford Rail  
Parkside Dundas  
Peco  
Piko  
Plastruc  
Pola  
Preiser  
Racer  
Railmatch  
Ratio  
Revell  
Roco  
Rokuhan  
Rotacraft  
Scalextric  
Scenix  
Seep  
Seuthe  
Sideways  
Slatters  
Slot It  
Slotwings  
Spraycraft  
Springside  
SRC  
Superaquick  
Tiny Signs  
Tracksetta  
Train Tech  
TrainSave  
Trumpeter  
Trix  
Viessmann  
Vollmer  
Vulcan Slot  
W & T  
Walthers  
Wiking  
Wills  
Xuron



# METCALFE

Card Construction Kits

SHOP ONLINE NOW  
WWW.METCALFEMODELS.COM

## MAINLINE RANGE



**00 BOOKING HALL**  
CODE PO320 - £22.99



**00/N FOOTBRIDGE**  
00 CODE PO236 - £10.35  
N CODE PN136 - £9.50



**00/N STONE PLATFORM**  
00 CODE PO235 - £11.99  
N CODE PN135 - £8.25



**00 PARCEL OFFICE/WAITING ROOM**  
CODE PO321 - £21.00



**00 ISLAND PLATFORM BUILDING**  
CODE PO322 - £19.99



**PLATFORM CANOPY**  
00 CODE PO340 - £14.99  
N CODE PN940 - £16.50



**00 WALL BACKED CANOPY**  
CODE PO341 - £15.99

## COMING SOON FROM METCALFE:

**N BOOKING HALL**  
CODE PN920 - £22.99 DUE JUNE 2017  
**N WALL BACKED CANOPY**  
CODE PN941 - DUE JUNE 2017  
**N PARCELS OFFICE**  
CODE PN921 - DUE JULY 2017  
**N PLATFORM BUILDING**  
CODE PN922 - DUE JULY 2017

## TERRACED & TOWN



**TERRACED HOUSES**  
00 RED BRICK CODE PO261 - £9.99  
00 STONE CODE PO262 - £9.99  
N RED BRICK CODE PN103 - £8.25  
N STONE CODE PN104 - £8.25



**CORNER SHOP**  
00 RED BRICK CODE PO263 - £10.75  
00 STONE CODE PO264 - £10.75  
N RED BRICK CODE PN116 - £8.25  
N STONE CODE PN117 - £8.25



**LOW RELIEF TERRACED FRONTS**  
00 RED BRICK CODE PO274 - £11.99  
00 STONE CODE PO275 - £11.99  
N RED BRICK CODE PN174 - £7.25  
N STONE CODE PN175 - £7.25



**LOW RELIEF BACKS**  
00 RED BRICK CODE PO276 - £11.99  
00 STONE CODE PO277 - £11.99  
N RED BRICK CODE PN176 - £7.99  
N STONE CODE PN177 - £7.99



**SEMI-DETACHED HOUSES**  
00 CODE PO266 - £12.50  
N CODE PN166 - £8.50



**00 SERVICE STATION**  
CODE PO281 - £13.99



**00 LOW RELIEF SHOP FRONTS**  
RED BRICK CODE PO272 - £13.99  
STONE CODE PO273 - £13.99



**00 ARCADE SHOP FRONTS**  
CODE PO572 - £6.50  
FITS ON TO 00 LOW RELIEF SHOP FRONTS



# METCALFE

Card Construction Kits

**ORDER TODAY**  
**CALL: 01729 83 00 72**

## COUNTRY



**00/N PARISH CHURCH**  
00 CODE PO226 - £15.99  
NEW: N CODE PN926 - £10.99



**00/N MANOR FARM HOUSE**  
00 CODE PO250 - £9.50  
N CODE PN150 - £8.25



**00 MANOR FARM BARN**  
CODE PO251 - £9.50




**00 MANOR FARM BUILDINGS**  
CODE PO252 - £10.50



**00 COACHING INN**  
CODE PO228 - £9.50



**00 VILLAGE SCHOOL**  
CODE PO253 - £9.99



**00/N VILLAGE SHOP & CAFE**  
00 CODE PO254 - £11.50  
N CODE PN154 - £8.99



**00/N WORKERS COTTAGES**  
00 CODE PO255 - £11.50  
N CODE PN155 - £9.99

## NEW IN N-SCALE



**N PARISH CHURCH**  
N CODE PN926 - £10.99

Re-crafted from an old favourite, the new kit features laser-cut detailing that makes this a great addition to any layout.

ALSO AVAILABLE IN 00  
00 CODE PO226 - £15.99



**N LOW RELIEF TIMBER FRAMED SHOP**  
N CODE PN190 - £8.50

Add a touch of history to your high street with these two medieval buildings. Comes with slate and terracotta roof options.



## MAKE GLUING EASY!

Ultra Fine Tip Glue Applicators  
CODE MT907 - £3.75 (Three per pack)  
Applicators allow for precision controlled flow of glue. (Glue not included)



TRADE ORDERS WELCOME:  
TRADEACCOUNT@METCALFEMODELS.COM

FOLLOW US:





## PHONE/ORDER HOTLINE

(0114) 2551436

Open 9:00am - 5:00pm

24 Hr Answerphone service for orders



## RAILS OF SHEFFIELD

## SHOP OPENING HOURS:

9:30am - 5:00pm

Monday - Saturday

Free parking outside the door!

## HORNBY

## FULL RANGE STOCKED AT BARGAIN PRICES

|          |  |         |
|----------|--|---------|
| R3261    | Network Rail 0-6-0 Class 08 417 Diesel Shunter   | £69.50  |
| R3276    | RailRoad LMS 4-4-0 Compound with Fowler Tender   | £44.50  |
| R3285TTS | RailRoad LNER Blue 4-6-2 Gwladys A4 Class Loco with TTS Sound  | £69.50  |
| R3299    | 'Going Home' 1945-2015: 70th Anniversary of the end of the Second World War Train Pack - Limited Edition | £195.00 |
| R3326    | BR Black 0-6-0T J50 Class Locomotive - Late BR   | £69.50  |
| R3335    | LSWR 4-4-2T Adams Radial 415 Class - LSWR Preserved  | £89.50  |
| R3343    | First Great Western Class 08 822 Diesel Shunter 'John'   | £79.50  |
| R3356    | RailRoad BR 2-10-0 Crosti Boiler 9F Class (early BR) Heavily Weathered                                   | £89.50  |
| R3371    | RailRoad LNER 4-6-2 'Mallard' A4 Class Locomotive  | £64.50  |
| R3374    | BR Class 71 '71012' BR Blue  | £89.50  |
| R3382TTS | BR 4-6-2 'Holland-Afrika Line' 35023 Merchant Navy (Unrebuilt) Early BR with TTS Sound                   | £169.50 |
| R3383TTS | BR 4-6-0 'Earl of St Germans' 4073 Castle Class - BR Early with TTS Sound                                | £159.50 |
| R3388TTS | Hornby Bo-Bo Class 67 'Cairn Gorm' 67004 Caledonian Sleeper TTS Sound                                    | £99.50  |
| R3390TTS | Class 43 HST Virgin Rail East Coast with TTS Sound   | £159.50 |
| R3393TTS | RailRoad RD Class 47 47033 with TTS Sound  | £69.50  |
| R3394TTS | RailRoad Class 20 20163 Locomotive with TTS Sound  | £84.50  |
| R3395TTS | RailRoad LNER 4-6-2 'Mallard' A4 Class Locomotive 4468 with TTS Sound                                    | £79.50  |
| R3396TTS | BR 4-6-2 92025 Franco Crosti Boiler 9F Class with TTS Sound - Early BR                                   | £119.50 |
| R3400    | Golden Arrow Last Steam Run Train Pack - Limited Edition   | £245.00 |
| R3402    | LNER Queen of Scots Train Pack - Limited Edition   | £249.50 |
| R3405    | LNER 0-6-0T '585' J50 Locomotive   | £74.50  |
| R3422    | SR 4-4-2T 3125 Adams Radial 415 Class Locomotive   | £109.50 |
| R3430    | LNER 4-6-0 Holden B12 Class Locomotive   | £142.50 |
| R3431    | BR 4-6-0 Holden B12 Class - BR Early Locomotive  | £142.50 |
| R3433    | LNER 4-4-0 'Claud Hamilton' D16/3 Class Locomotive   | £89.50  |
| R3435    | SR 4-6-2 'Royal Mail' 21C3 'Merchant Navy Class (Unrebuilt)  | £169.50 |
| R3441    | LNER 4-6-2 'Sir Murrough Wilson' A4 Class Maritime Blk Loco  | £99.50  |
| R3445    | BR 4-6-2 'Camelford' 34032 West Country Class - BR Early Air Smoothed                                    | £129.50 |
| R3447    | LNER 4-6-0 'Kilnerstone Hall' B17 Class Locomotive   | £89.50  |
| R3448    | BR 4-6-0 'Welbeck Abbey' B17 Class - Early BR  | £89.50  |
| R3458    | SR 4-4-0 'Shrewsbury' Schools Class Locomotive   | £114.50 |
| R3451    | BR 4-6-0 'Thames Valley' 61032 Thompson B1 Class Locomotive  | £137.50 |
| R3453    | BR 4-6-0 45274 'Black 5' Class SMT - Late BR   | £114.50 |
| R3454    | GWR 4-6-0 'Dryslwyn Castle' 4073 Castle Class  | £124.50 |
| R3455    | GWR 4-6-0 'Knight of St Patrick' 4013 4000 Star Class  | £119.50 |
| R3456    | BR 4-6-0 'Sir Hervey De Riville' N15 King Arthur Class   | £109.50 |
| R3459TTS | BR Black (early) Fowler Class 2P 4-4-0 Locomotive 40626 TTS sound  | £94.50  |
| R3463    | BR black (early) Class 52XX 2-8-0 tank locomotive 5231   | £79.50  |
| R3464    | BR black (late) Class 72XX 2-8-2 tank locomotive 7224  | £84.50  |
| R3471    | NSE Co-Co diesel electric 'Indomitable' 50026 Class 50 diesel  | £119.50 |
| R3478    | FGW Western Region 'The Corps of Royal Electrical and Mechanical Engineers' Class 43 HST pack            | £189.50 |
| R3479    | Class 60 60066 'Draz' diesel locomotive  | £119.50 |
| R3484    | BR 0-6-0 13363 Class 08 diesel shunter locomotive  | £109.50 |
| R3485    | 0-6-0 'Laira diesel depot' Class 08 diesel shunter   | £109.50 |
| R3486    | Co-Co diesel 'DP Worlds London Gateway' 66185 Cl. 66 loco  | £59.50  |
| R3487    | Co-Co diesel 'James Nightgall' GC 66079 Class 66 locomotive  | £69.50  |
| R3497    | RailRoad BR 'D9016' Class 55 diesel electric   | £44.50  |
| R3504TTS | Class 08 DB Schenker 08623 with TTS Sound  | £134.50 |
| R3507TTS | BR 4-6-0 30832 S15 Class, Early BR with TTS sound  | £144.50 |
| R3508TTS | BR 4-6-2 'Flying Scotsman' 60103 A3 Class, Brunswick green TTS sound                                     | £179.50 |
| R3509TTS | BR 4-6-2 'City of Birmingham' Princess Coronation Class (modified) with TTS sound                        | £169.50 |
| R3515    | 'The final day' SR 4-6-2 'Kenley' Battle of Britain Class Air smoothed                                   | £149.50 |
| R3520    | BR 4-6-2 'Coeur-de-Lyon' 30007 Britannia Class, Late BR  | £144.50 |
| R3521    | LNER 4-4-0 8802 D16/3 Class  | £109.50 |
| R3522    | BR 4-6-2 'Miles Beever' 60026, A4 Class, Early BR  | £134.50 |
| R3528    | WCP&LR 0-6-0T '4' Stroudley Terrier Class  | £67.50  |
| R3531    | BR 0-4-4T '30129' M7 Class, Late BR  | £114.50 |
| R3538    | Wainwright H Class 0-4-4T SECR Locomotive  | £89.50  |
| R3539    | Wainwright H Class 0-4-4T Late BR locomotive 31518   | £89.50  |
| R3540    | Wainwright H Class 0-4-4T SR locomotive 1324   | £89.50  |
| R3550    | Peckett 0-4-0ST 883 Lillies Hall Co.   | £74.50  |
| R3553    | LMS 4-6-2 'Duchess of Athol' Princess Coronation Class (modified)  | £149.50 |
| R3555    | BR 4-6-2 'Sir William A. Stanier F.R.S.' Princess Coronation Class (modified) Late BR red                | £149.50 |
| R3557    | LMS 4-6-0 'Royal Army Service Corps 6126 Royal Scot Class  | £142.50 |
| R3559    | SR 0-6-0 'C24' QJ Class  | £89.50  |
| R3573    | GBRF Class 66 66751 Inspiration Delivered - Hitachi Rail Europe  | £75.50  |
| R3583TTS | BR Co-Co '37040' Class 37 BR Railfreight with TTS Sound  | £79.50  |
| R3585    | RailRoad BR InterCity '90135' Bo-Bo Class 90   | £69.50  |
| R3586    | RailRoad BR 4-4-0 Sevenoaks Schools Class, Early BR  | £74.50  |

## BACHMANN

## FULL RANGE STOCKED AT BARGAIN PRICES

|          |   |         |
|----------|---|---------|
| 31-014   | Class 7F S&DJR Plain Black 2-8-0 Locomotive #89                                       | £125.76 |
| 31-015   | Class 7F S&DJR Plain Black 2-8-0 Steam Locomotive #13810                              | £125.76 |
| 31-040   | Class 450 L Class EMU 450073 South West Trains  | £271.96 |
| 31-147   | Class D11/1 'Mons' GCR Green 4-4-0 Locomotive #501                                    | £148.71 |
| 31-187DS | Jubilee Class Kashmir LMS Crimson (Welded Stanier tender) 4-6-0 Loco 5588 (DCC Sound) | £203.95 |
| 31-190   | Jubilee Class Madras Black BR Lined Blk (Riveted Stanier tender)                      | £140.20 |
| 31-204   | Patriot Class 5330 Sir Frank Rees LMS Crimson   | £131.50 |
| 31-214   | Patriot Class 4-6-0 Giggleswick #45538 BR Green Early Emblem                          | £131.50 |
| 31-318A  | Robinson Class J11 (GCR 9) LNER Plain Black 5954                                      | £119.50 |
| 31-321DS | Robinson Class J11 (GCR 9) 64377 BR E/E DCC Snd & Wthrd                               | £191.50 |
| 31-379   | 2EPB 2 Car EMU 5771 BR Green Small Yellow Panel                                       | £167.50 |
| 31-380   | 2EPB 2 Car EMU 6262 BR Blue & Grey Network SouthEast                                  | £167.50 |
| 31-434   | Midland Class IF 41803 British Railways Black   | £76.50  |
| 31-435   | Midland Class IF 41726 BR Black Early Emblem  | £76.50  |
| 31-440   | Invatt Class 2MT 2-6-2 Tank #41243 BR Lined Black Early Emblem                        | £103.50 |
| 31-441DC | Invatt Class 2MT 2-6-2 Tank #41291 BR Lined Blk L/C (DCC o/b)                         | £123.50 |
| 31-480   | GZA 9376 LMS Black with Tender Back Cab   | £95.50  |
| 31-481   | Invatt Class 2MT 2-6-2 Tank #41243 BR Lined Black Early Emblem                        | £103.50 |
| 31-590   | Class 70015 Freightliner (Air Intake Modifications)                                   | £144.46 |
| 31-591   | Class 70085 Colas (Air Intake Modifications)  | £144.46 |
| 31-614   | Class V3 Tank #67609 BR Lined Black Late Crest Cranked Pipes                          | £103.50 |
| 31-615   | Class V3 Tank #67690 BR Lined Black Early Emblem                                      | £103.50 |
| 31-627H  | Class 3F 3520 LMS Black Deely Tender  | £91.50  |
| 31-635A  | Class 64xx GWR Green 0-6-0 Panmier Tank Locomotive 6424                               | £76.50  |
| 31-636A  | Class 64xx BR Black Early Emblem 0-6-0 Panmier Tank 6422                              | £76.50  |
| 31-638A  | Class 64xx BR Lined Green L/C 0-6-0 Panmier Tank 6919 Wthrd                           | £84.50  |
| 31-656   | Class 47 47256 BR Green Full Yellow Ends (TOPS) Weathered                             | £119.50 |
| 31-661DS | Class 47 346 BR Dutch Livery Diesel Locomotive DCC Sound                              | £203.95 |
| 31-662   | Class 47 359 BR Railfreight Grey (Metal Sector) Diesel Loco                           | £114.70 |
| 31-690   | LMS Stanier Mogul Class #2955 LMS Lined Black   | £127.50 |
| 31-691   | LMS Stanier Mogul Class #42969 BR Lined Black Early Emblem                            | £127.50 |
| 31-692   | LMS Stanier Mogul Class #42968 BR Lined Black Late Crest (Preserved)                  | £135.96 |
| 31-728   | GWR 3700 Class 3708 Killarney Great Western Green                                     | £111.50 |
| 31-783   | Midland Class 4F 3848 Midland Black Crest   | £91.50  |
| 31-784   | Midland Class 4F 44044 BR Late Crest Weathered  | £99.50  |
| 31-804   | Class 20 20141 BR Green Full Yellow Ends Weathered                                    | £99.50  |
| 31-805   | Class 20 #20124 BR Blue Indicator Disks Weathered SOUND                               | £179.50 |
| 31-867A  | Class 43 Warship Powerful BR Blue Diesel Locomotive D836                              | £119.50 |
| 31-868   | Class 43 Warship Rapid BR Mtn Fell Ends Diesel Loco D838                              | £119.50 |
| 31-869   | Class 631 Eagle Network South East Diesel Shunter Loco                                | £79.50  |
| 31-865   | Southern N Class BR Lined Black Early Emblem Locomotive 31874                         | £123.20 |
| 31-866   | Southern N Class SR Black 2-6-0 Locomotive 1406                                       | £123.20 |
| 31-876   | LMS Crab 42765 BR Lined Black Early Emblem  | £115.50 |
| 31-878A  | LMS Crab 13174 LMS Lined Black Welded Tender  | £115.50 |
| 31-250A  | WD Austerity 'Major-General' Mc Mullen LMR Blue 2-8-0 Loco                            | £135.96 |
| 31-254A  | WD Austerity LNER Plain Black 2-8-0 Locomotive 77003                                  | £135.96 |
| 31-289   | Class 101 BR Refurbished White and Blue 2 Car DMU                                     | £159.50 |
| 31-290DS | Class 101 Network SouthEast 2 Car DMU DCC Sound                                       | £214.50 |
| 31-331   | Class 25/1 #25043 BR Green Full Yellow Ends Weathered                                 | £87.95  |
| 31-353   | BR Standard Class 4MT 80135 BR Green (Preserved)                                      | £99.50  |
| 31-359A  | BR Standard Class 4MT Tank 80092 BR Black Early Emblem                                | £103.50 |
| 31-376A  | Class 37 422 Robert F Fairlie Regional RWS Diesel Loco Wthrd                          | £123.20 |
| 31-377A  | Class 37/4 37401 Mary Queen of Scots BR Blue Large Loco                               | £109.50 |
| 31-389   | 00 Scale Class 37/4 37421 Colas   | £99.50  |
| 31-482   | Class 40 97407 Aureol BR Blue Departmental Weathered                                  | £123.50 |
| 31-483   | Class 40 D338 BR Green Split Headcode Diesel Locomotive                               | £115.50 |
| 31-484   | Class 40 BR 40159 BR Blue Centre Headcode Full Yellow Ends                            | £115.50 |
| 31-561   | Class A1 60122 Curlew BR Express Blue Early Emblem                                    | £143.50 |
| 31-575A  | Invatt Class 4MT 3000 LMS Black   | £99.50  |
| 31-580A  | Invatt Class 4MT 43014 BR Late Crest Weathered  | £99.50  |
| 31-733DS | Class 66 040 EWS Livery Diesel Locomotive DCC Sound                                   | £208.21 |
| 31-737   | Class 66 065 Ex-EWS (DBS Branding) Diesel Locomotive Weathered                        | £142.76 |
| 31-738   | Class 66 711 'Sence' GBRF Aggregates Diesel Locomotive                                | £131.70 |
| 31-756   | Class 57/6 57603 Tintagel Castle GWR New Livery Diesel Locomotive                     | £123.50 |
| 31-764   | Class 57 305 Northern Princess Northern Belle Diesel Loco                             | £123.50 |
| 31-781B  | Class 37 041 BR Blue Split Headcode Diesel Locomotive                                 | £109.50 |
| 31-787   | Class 37 D6714 BR Green Split Headcode Diesel Locomotive                              | £109.50 |
| 31-788   | Class 37 284 BR Blue Centre Panel Headcode Diesel Locomotive                          | £109.50 |
| 31-858   | BR Standard Class 9F 92189 BR Black L/Crest IF Tender Wthrd                           | £135.50 |
| 31-880   | Fairburn 2-6-4 Tank 2278 LMS Black Weathered  | £103.95 |
| 31-881   | Fairburn 2-6-4 Tank 42105 BR Lined Black E/Emblem Weathered                           | £107.50 |
| 31-930DS | Class 150/2 150236 Arriva Trains Wales 2013 Livery DCC Sound                          | £229.46 |
| 31-981   | Class 66 66416 Freightliner Powerhaul   | £123.50 |
| 31-982   | Class 66 66434 DRS Plain Blue Compass   | £123.50 |
| 31-993   | Widmark Type 27 Trolley Car BR Engineers yellow Wasp Strips                           | £59.50  |
| 35-050   | LNWR Webb Coal Tank 1054 LNWR Plain Black 1054  | £101.96 |
| 35-051   | LNWR Webb Coal Tank 7841 LMS Black  | £101.96 |
| 35-052   | LNWR Webb Coal Tank 58900 BR Black Early Emblem                                       | £101.96 |

## GRAHAM FARISH

## FULL RANGE STOCKED AT BARGAIN PRICES

|           |   |         |
|-----------|---|---------|
| 371-035   | Class 20 Twin Pack Hunslet-Barday   | £159.50 |
| 371-036   | Class 20 227 London Underground Diesel  | £101.95 |
| 371-037   | Class 20 205 BR Blue Diesel   | £101.95 |
| 371-050C  | Class D2283 BR Green Warning Stripes  | £76.46  |
| 371-051C  | Class 04 D2295 BR Blue with Wasp Stripes Diesel Shunter                                   | £71.50  |
| 371-063   | Class 03 D2383 BR Green Wasp Stripes Weathered  | £84.96  |
| 371-064   | Class 03 03170 BR Blue Wasp Stripes and Air Tanks Weathered                               | £75.95  |
| 371-085A  | Class 25/1 D5177 BR Green Diesel Locomotive   | £101.95 |
| 371-087A  | Class 25 225 BR Blue Diesel Locomotive  | £101.95 |
| 371-166   | Class 37/4 #37406 'The Salfire Society' Railfreight Distribution Sector                   | £97.50  |
| 371-167   | Class 37/5 #37514 Railfreight Metal Sector Diesel Locomotive                              | £97.50  |
| 371-170   | Class 37/4 37422 'Robert F Fairlie' Regional Railways                                     | £103.65 |
| 371-171   | Class 37 421 Colas Diesel Locomotive  | £103.65 |
| 371-180   | Class 40 D211 Maureania BR Green Indicator Discs  | £118.96 |
| 371-181   | Class 40 D369 BR Green Centre Headcode Small Yellow Panel                                 | £118.96 |
| 371-329   | Class 150/2 #150247 BR Sprinter Weathered   | £143.50 |
| 371-350A  | Class 60 60035 EWS  | £99.50  |
| 371-357   | Class 60 60057 'Adam Smith' BR Coal Sector  | £99.50  |
| 371-383A  | Class 66 66101 DB Schenker  | £99.50  |
| 371-384A  | Class 66 111 EWS Livery Diesel Locomotive   | £106.21 |
| 371-397   | Class 66 66434 DRS Plain Blue Compass   | £99.50  |
| 371-504   | N Scale Class 101 2 Car DMU BR Green  | £139.50 |
| 371-505   | N Scale Class 101 2 Car DMU BR Network SouthEast  | £139.50 |
| 371-604   | Class 42 Warship 'Onslaught' #D832 BR Green   | £94.50  |
| 371-605   | Class 42 Warship 'Cockade' #810 BR Blue Weathered   | £99.50  |
| 371-650A  | Class 57 306 'Jeff Tracy' Virgin Diesel   | £106.21 |
| 371-651A  | Class 57 008 Freightliner Explorer 'Freightliner Locomotive Weathered                     | £106.21 |
| 371-876DS | Class 108 2 Car DMU BR Blue   | £219.50 |
| 371-877A  | Class 108 2 Car DMU BR Blue & Grey  | £139.50 |
| 371-880   | Class 108 2 Car DMU BR Green Small Yellow Panel   | £139.50 |
| 371-985   | Class 64xx 0-6-0 Panmier Tank #6407 GWR Green   | £75.50  |
| 371-986   | Class 64xx 0-6-0 Panmier Tank #6403 BR Black Early Emblem                                 | £75.50  |
| 371-987   | Class 64xx 0-6-0 Panmier Tank #6400 BR Lined Green Late Crest                             | £75.50  |
| 372-030   | Castle Class 'Earl of Dunraven' #5044 GWR Lined Green                                     | £118.96 |
| 372-031   | Castle Class #5041 'Tiverton Castle' BR Green Early Emblem                                | £118.96 |
| 372-032   | Castle Class #5070 'Sir Daniel Gooch' BR Lined Green L/Crest                              | £118.96 |
| 372-033DS | Castle Class 'Nunney Castle' GWR Preserved Locomotive 5029                                | £186.95 |
| 372-060   | Midland Class 4F #43924 BR Black Late Crest Fowler Tender                                 | £95.50  |
| 372-061   | Midland Class 4F #6351 LMS Black Johnson Tender   | £95.50  |
| 372-062   | Midland Class 4F #63875 BR Black Early Emblem Johnson Tender                              | £95.50  |
| 372-138   | Class 5 #5190 LMS Plain Black   | £103.50 |
| 372-139   | Class 5 #45206 BR Lined Black Early Emblem  | £103.50 |
| 372-181A  | Princess Coronation Class Queen Elizabeth BR Green E/E Loco 46221                         | £144.46 |
| 372-184A  | Princess Coronation Class Duchess of Rutland BR Crimson L/C Loco 4622                     | £144.46 |
| 372-210A  | Class 3F (Jinty) 7309 LMS Black   | £80.71  |
| 372-211A  | Class 3F (Jinty) 47314 BR Black Early Emblem  | £80.71  |
| 372-212A  | Class 3F (Jinty) 47500 BR Black Late Crest  | £80.71  |
| 372-310   | Merchant Navy Class #35024 'East Asiatic' Company BR Blue E/E                             | £135.50 |
| 372-311   | Merchant Navy Class 35023 Holland-Afrika Line   | £135.50 |
| 372-312   | Merchant Navy Class #35028 'Clan Line' BR Green Late Crest                                | £135.50 |
| 372-313   | Merchant Navy Class 35021 New Zealand Line  | £135.50 |
| 372-330   | BR Standard Class 3MT Tank #80208 BR Black L/C Weathered                                  | £106.21 |
| 372-331   | BR Standard Class 3MT Tank #80200 BR Plain Green Late Crest                               | £97.71  |
| 372-385   | Class A2 'AH Peppercorn' #525 LNER Apple Green  | £135.50 |
| 372-386   | Class A2 'Bachelors Button' #60537 BR Brunswick Green E/E                                 | £135.50 |
| 372-387   | Class A2 60527 'Sun Chariot' BR Lined Green Late Crest                                    | £135.50 |
| 372-536   | Class 4MT Tank #80119 BR Lined Black Late Crest   | £95.50  |
| 372-579   | Rebuilt Royal Scot 'Royal Ulster Rifleman' #46122 BR Green Late Crest - Heavily Weathered | £119.95 |
| 372-628   | Invatt Class 2MT BR Lined Black Late Crest 2-6-0 Locomotive 46443                         | £110.46 |
| 372-629   | Invatt Class 2MT BR Early Emblem Weathered 2-6-0 Locomotive 46460                         | £118.96 |
| 372-653   | BR Standard Class 4MT #76079 BR Lined Black Early Emblem                                  | £103.50 |
| 372-931   | N Scale 2-6-0 #31844 BR Black Early Emblem  | £103.50 |
| 372-932   | N Scale 2-6-0 #31811 BR Black Late Crest  | £103.50 |
| 372-933   | N Scale Class 2-6-0 810 SWCR Grey   | £103.50 |
| 372-976A  | Class 24 D501 BR Green Diesel Locomotive  | £101.95 |
| 372-980   | Class 24 97201 Experimental RTC Livery Weathered Locomotive                               | £110.45 |

## See our website for full 2017 range.

UK POSTAL RATES: £4.00 (1st Class), £4.50 (1st Class Recorded), Special Delivery £8.50 next day delivery on Saturdays by 1:00pm (orders must be placed before 2:00pm on date of despatch), £7.50 per parcel over 2kg sent via ParcelForce courier for next day delivery on Saturdays (orders must be placed before 3:00pm on date of despatch). This excludes post codes: IV, HS, KA27-28, KW, ZE, PA20-78, PH17-50, BT, IM, TR21-25, JE-GY and PO31-41 which will be charged at £12.

WORLDWIDE POSTAL RATES: Postage charged at cost sent via Royal Mail Airmail under 2kg, ParcelForce over 2kg. (Air sure and international shipping for available on request). Non EEC countries are VAT deductible. New releases may be booked in advance.

All mail order or telephone orders despatched immediately with an immediate refund or follow-on option on 'Out of Stock' items. Please advise with your order.

All goods are either in stock or on order.

By Car: From M1 South, Junction 29, follow A617 to Chesterfield then A61 to Sheffield. From M1 North, Junction 33, follow Parkway then A61 Chesterfield Road.

Please see our website for latest details of Hornby 2017 range.

## PRICE PROMISE

We guarantee the price of our forthcoming releases for Locomotives, coaches and wagons to be at least 10-25% less than the RRP at the time of release. We also offer large discounts on many of our railway accessory ranges.



## DAPOL DAPOL AT BARGAIN PRICES

**N GAUGE OO GAUGE O GAUGE**  
**GOLD STAR STOCKISTS**  
**FULL RANGE STOCKED**  
 Call us or see our website for  
 more details and bargain prices

## ESU Loksound AT BARGAIN PRICES

|                      |   |        |
|----------------------|---|--------|
| V4.0 Steam Sound     | Classes A4 Pacific, A1/A2 Pacific,<br>A1 Pacific 'Tornado'  | £94.50 |
| Decoder with Speaker | GWR Pannier 57xx, GWR Manor 78xx,<br>BR/LMS Mogul, 4MT Tank, Jubilee,<br>BR/LMS Fairburn, Ivatt Class 4,<br>3F Jinty, Bulleid Pacific |        |
| V4.0 Diesel Sound    | Classes 03/08/20/24/25/31/37/40/43<br>HST/44/45   | £94.50 |
| Decoder with Speaker | 47/50/52/55/57/66/67/108 DMU/158 Sprinter   |        |
| DCCSFFIT             | Fitting service for all OO gauge  | £25.00 |
| DCCDFIT              | Fitting service for all OO gauge  | £25.00 |
|                      | Diesel Classes  |        |

All sound decoders are available with either 8 or 21 pin connectors, several of the steam decoders are suitable for use in other locomotives. See our website for more details.

## DJ MODELS AT BARGAIN PRICES

Call us or see our website for  
 more details and bargain prices

## SOUNDS LIKE A GREAT DEAL!

|  |                            |
|--|----------------------------|
| Hornby R328TTS Railroad LNER Blue 4-6-2 Galloway A4 Class Locomotive with TTS Sound              | £110.00 <del>£69.50</del>  |
| Hornby R3384TTS BR 4-6-0 King George I 6000 King Class Late BR with TTS Sound                    | £109.50                    |
| Hornby R3388TTS Bo-Bo Class 67 Cairn Gorm 67004 Caledonian Sleeper with TTS Sound                | £99.50                     |
| Hornby R3390TTS Class 43 HST Virgin Rail East Coast with TTS Sound                               | £119.50                    |
| Hornby R3393TTS Railroad Class 47 033 Railfreight Diesel Locomotive with TTS Sound               | £69.50                     |
| Hornby R3395TTS Railroad LNER 4-6-2 Mallard A4 Class Locomotive 4468 with TTS Sound              | £132.99 <del>£79.50</del>  |
| Hornby R3396TTS Railroad BR 2-10-0 92025 Franco Crosti Boiler 9F Class with TTS Sound - Early BR | £154.99 <del>£119.50</del> |
| Hornby R3459TTS BR Black (Early) Fowler Class 2P 4-4-0 Locomotive 40626 with TTS Sound           | £94.50                     |

## SOUND CHIP OFFERS

|  |        |
|--|--------|
| Hornby R328TTS chip Class A4 Steam Locomotive DCC TTS Sound Decoder and Speaker                        | £39.50 |
| Hornby R3390TTS chips Pair of HST Class 43 Locomotive DCC TTS Sound Decoders and Speakers              | £79.50 |
| Hornby R3393TTS chip Class 47 DCC TTS Sound Decoder and Speaker  | £39.50 |
| R3396TTS Chip Hornby Digital Crosti Boiler Class 9F Steam Locomotive DCC TTS Sound Decoder and Speaker | £44.50 |

## LATEST HORNBY AT GREAT PRICES!!

|   |                            |
|---|----------------------------|
| R3396 Railroad BR (Early) Franco Crosti Boiler Class 9F 2-10-0 Locomotive 92025 - DCC Ready | £89.50                     |
| R3465 HORNBY LNER 0-6-2T '4765' N2 Class  | £104.99 <del>£59.50</del>  |
| R3486 Co-Co Diesel 'DP World London Gateway' 66185 Class 66 Locomotive                      | £90.99 <del>£59.50</del>   |
| R3500 The Sir Nigel Gresley Collection  | £549.99 <del>£395.00</del> |
| R3445 BR 4-6-2 Camelford 34032 West Country Class BR Early Air Smoothed                     | £129.50                    |

## HELJAN HELJAN AT BARGAIN PRICES

**OO GAUGE O GAUGE**  
**FULL RANGE STOCKED**  
 Call us or see our website for  
 more details and bargain prices  
**PHONE/ORDER HOTLINE**

**(0114) 2551436**

**Open 9:00am - 5:00pm**  
**24 Hr Answerphone service for orders**



**HORNBY R3401 MEGA DEAL THE BRISTOLIAN PACK**  
 RRP: £304.99 - £149.50

|   |                            |
|---|----------------------------|
| R3471 NSE Co-Co Diesel Electric 'Indomitable' 50026 Class 50 Diesel Loco      | £170.49 <del>£119.50</del> |
| R3479 Class 60 066 Drax 'Powering Tomorrow' Co-Co Diesel Locomotive           | £119.50                    |
| R3487 Co-Co Diesel 'James Nightall GC' 66079 EWS Class 66 Locomotive          | £69.50                     |
| R3373 BR Green Class 71 - ES001 electric Locomotive (NRM As Preserved)        | £99.50                     |
| R3374 BR Blue Class 71 012 Electric Locomotive                                | £149.99 <del>£89.50</del>  |
| R3376 BR Green Class 71 - ES022 Electric Locomotive                           | £399.50                    |
| R3333 BR Black (Early) 4-4-2T Adams Radial 415 Class Tank Locomotive 30584    | £79.50                     |
| R3276 Railroad LMS 4-4-0 Compound with Fowler Tender                          | £44.50                     |
| R3356 railroad BR 2-10-0 Crosti Boiler 9F Class (early BR) Weathered 92021    | £89.50                     |
| R3371 Railroad LNER 4-6-2 'Mallard' A4 Class Locomotive                       | £64.50                     |
| R3497 Railroad BR 'D9016' Class 55 Diesel Electric Locomotive                 | £44.50                     |
| R3408 GWR 4-6-0 'King Edward V' 6000 King Class Locomotive #6016              | £99.50                     |
| R3409 BR 4-6-0 'King William IV' 6000 King Class Late BR Locomotive #6002     | £101.99 <del>£99.50</del>  |
| R3424 LNER 0-8-0 Raven Q6 Class Locomotive 3418                               | £99.50                     |
| R3425 BR 0-8-0 Raven Q6 Class BR Early Locomotive 63443                       | £154.99 <del>£99.50</del>  |
| R3426 BR 0-8-0 Raven Q6 Class BR Late Locomotive #63429                       | £99.50                     |
| R3433 LNER 4-4-0 'Claud Hamilton' D16/3 Class Locomotive                      | £89.50                     |
| R3441 LNER 4-6-2 'Sir Murrrough Wilson' A4 Class Wartime Black Loco 4499      | £99.50                     |
| R3444 BR 4-6-2 'Thomas Hardy' Britannia Class Early BR 4-6-2 Locomotive 70034 | £174.99 <del>£109.50</del> |
| R3171 LNER Green 'Cock O' The North' P2 Class 2-8-2 Locomotive #2001          | £364.50                    |
| R3401 The Bristolian Train Pack - Ltd Edition                                 | £304.99 <del>£149.50</del> |
| R3261 Network Rail 0-6-0 Class 08 417 diesel Shunter Locomotive               | £99.99 <del>£69.50</del>   |
| R3343 First Great Western Class 08 822 Diesel Shunter Locomotive 'John'       | £79.50                     |
| R3390 Virgin Class 43 HST Pack DCC Ready (Non Sound)                          | £229.99 <del>£89.50</del>  |

## GAUGEMASTER GAUGEMASTER AT BARGAIN PRICES

|         |  |         |
|---------|--|---------|
| DCC01   | Prodigy Express Package                        | £119.95 |
| DCC02   | Prodigy Advance Package                        | £209.50 |
| DCC03   | Prodigy Advance 2 Wireless Starter Set         | £359.50 |
| DCC13   | Prodigy Advance 2 Wireless Walkaround          | £149.50 |
| DCC14   | Prodigy Advance 2 Backlit Walkaround           | £106.50 |
| DCC23   | 6 Pin N Gauge Plug-in Decoder                  | £21.00  |
| DCC27   | OMNI 21 & 8 Pin Decoder                        | £15.95  |
| DCC30   | Accessory Decoder                              | £50.00  |
| DCC40   | Auto Reverse Module                            | £34.00  |
| DCC51   | Prodigy Wireless Conversion Set                | £199.50 |
| DCC55   | Prodigy Advance Wired Computer Interface Cable | £47.95  |
| Model D | Twin Track Controller                          | £67.50  |
| Model Q | Four Track Controller                          | £129.50 |
| PM1     | Point Motor with Accessory Switch              | £3.99   |
| PM2     | Point Motor                                    | £3.50   |
| PM4     | Point Motor Self Latching with Switch          | £4.95   |
| 100M    | Single Power Controller                        | £67.95  |

## PECO PECO AT BARGAIN PRICES

**FULL RANGE STOCKED**  
**All Gauges Track and Accessories**  
 Call us or see our website for  
 more details and bargain prices

## Gift Vouchers

Why not treat someone to a  
 Rails of Sheffield Gift Voucher.  
 Purchase by phone or through our website.



## BACHMANN BARGAINS

|   |                            |
|---|----------------------------|
| 25-2014 CL47 00 Gauge Class 47 164 BR Blue Union Jack Diesel Locomotive (split from set)                    | £89.50                     |
| 25-2014 JUB BR 'Green Silver Jubilee' Jubilee Class 4-6-0 Steam Locomotive 45552 (split from set)           | £89.50                     |
| 30-049 Loco Class 20 088 BR Triple Grey Diesel Locomotive with DCC Sound (split from set)                   | £139.50                    |
| 30-049 Coaches Pair of Permanent Way Re-Railing Equipment Mk1 Coaches (split from set)                      | £79.50                     |
| 30-049 Controller 36-500 E-Z Command DCC Digital Control Centre Controller and Transformer (split from set) | £49.50                     |
| 30-525 The Shakespeare Express Collectable Train Pack   | £149.99 <del>£129.50</del> |
| 31-575 Windhoff MPV Multi-Purpose Master and Slave Network Rail   | £140.95 <del>£79.50</del>  |
| 31-535 Class 105 2 Car DMU BR Blue Yellow Ends (Power Twin Unit)  | £119.95 <del>£74.50</del>  |

## HELJAN 'O' GAUGE STAR BUY!

|  |                            |
|--|----------------------------|
| 5350 Heljan Class 53 D0280 FALCON in 'as-built' lime green and brown livery with original painted nameplates         | £699.00 <del>£495.00</del> |
| 5351 Heljan Class 53 D0280 FALCON in BR two-tone green livery with small yellow warning panels and etched nameplates | £699.00 <del>£495.00</del> |
| 5352 Heljan Class 53 1200 FALCON in BR Blue livery with full yellow ends and etched nameplates                       | £699.00 <del>£495.00</del> |
| 4203 Heljan Class 42 Warship D815 'DRUID' in Maroon with full yellow ends  | £699.00 <del>£495.00</del> |
| 4204 Heljan Class 42 Warship D866 'ZEBRA' in Blue with Full Yellow Ends and Double Arrow Symbols on the cabsides     | £699.00 <del>£495.00</del> |
| 4205 Heljan Class 42 Warship 829 'MAGPIE' in Blue with Full Yellow Ends and Centrally Placed Double Arrow Symbols    | £699.00 <del>£495.00</del> |



# DISCOUNT 'O' GAUGE

## TOWER BRASS LOCOMOTIVES

**R.T.R in unpainted brass/factory painted**

|  |         |
|--|---------|
| GWR/BR King.....                       | £900.00 |
| GWR/BR Railcar 19-33.....              | £550.00 |
| GWR/BR Parcels Railcar No.34.....      | £550.00 |
| GWR 1361 Early black chassis.....      | £525.00 |
| GWR/BR 1361 Late black chassis.....    | £525.00 |
| LY/LMS/BR Pug black.....               | £450.00 |
| LNER/BR J39 0-6-0 black.....           | £925.00 |
| GWR/BR 8750 Pannier black chassis..... | £525.00 |

## TOWER BRASS COACHES

Fully assembled in unpainted brass  
GWR/BR Collett D127 brake 3rd..... £235.00

## FULLY FINISHED R-T-R LOCOS

|                                |               |
|--------------------------------|---------------|
| L&Y/LMS/BR Pug 0-4-0T.....     | from £525.00  |
| GWR/BR 1361 0-6-0ST.....       | from £695.00  |
| GWR/BR 8750 Pannier tank.....  | from £695.00  |
| GWR/BR King 4-6-0.....         | from £1260.00 |
| GWR/BR Razor Edge railcar..... | £835.00       |
| GWR/BR Parcels railcar.....    | £810.00       |
| LNER/BR J39 0-6-0.....         | £1075.00      |
| LMS/BR Original Patriot.....   | £1650.00      |
| B.R. V2 2-6-2.....             | £1640.00      |

Over 100 R-T-R locos available off the shelf

## GLADIATOR LOCO KITS

|  |         |
|--|---------|
| GTR18 LMS/BR de-streamlined Duchess.....     | £395.00 |
| GTR19 LMS/BR de-streamlined Duchess.....     | £395.00 |
| GTR20 LMS/BR Princess.....                   | £395.00 |
| GTR21 LMS/BR Rebuilt Royal Scot.....         | £345.00 |
| GTR24 LMS/BR Original Patriot.....           | £345.00 |
| GTR25 LMS/BR Rebuilt Patriot.....            | £345.00 |
| GTR28 LMS/BR 2P 4-4-0.....                   | £315.00 |
| GTR31 LMS/BR Lemon 0-4-4T.....               | £235.00 |
| GTR44 LNW/LMS/BR Coal Tank 0-6-2T.....       | £225.00 |
| GTR48 LNW/LMS Crane Tank.....                | £205.00 |
| GTR50 LNER/BR Beyer Garratt 2-8-8-2.....     | £595.00 |
| GTR53 LMS/BR 8F 2-8-0 & rivetted tender..... | £345.00 |

## JAVELIN LOCOMOTIVE KITS

|  |         |
|--|---------|
| JKL3 GWR/BR Dukedog 4-4-0.....             | £325.00 |
| JKL5 SEC/SR/BR D Class 4-4-0.....          | £305.00 |
| JKL6 G.W.R. Dean Goods 0-6-0.....          | £295.00 |
| JKL7 SEC/SR/BR C Class 0-6-0.....          | £295.00 |
| JKL11 LMS/BR Long Fire Box Black Five..... | £345.00 |

## MERCIAN LOCO KITS

|  |         |
|--|---------|
| SG5 LNER/BR J94 Austerity 0-6-0ST..... | £180.00 |
| GW2 GWR/BR 14xx Autotank.....          | £175.00 |
| ML11 M.R. Spinner 4-2-2.....           | £295.00 |

**TOWER COLLECTION (D.J.H.) BEGINNERS KITS**  
Includes wheels, gears and motor

|  |         |
|--|---------|
| TC1 Class 02 0-4-0 Diesel Shunter.....       | £240.00 |
| TC3 Andrew Barclay 0-4-0 Diesel Shunter..... | £240.00 |

## TOWER COLLECTION LOCO KITS

Require wheels, gears and motor

|  |         |
|--|---------|
| TC2 LMS streamlined Coronation.....              | £525.00 |
| TC4 LMS/BR non streamlined Duchess.....          | £525.00 |
| TC5 LMS/BR de-streamlined Duchess.....           | £525.00 |
| TC6 LMS/BR Sir William Stainer.....              | £525.00 |
| TC7 LMS/BR Black Five 4-6-0.....                 | £525.00 |
| TC14 LMS/BR Stainer 8F 2-8-0.....                | £525.00 |
| TC16 LMS/BR Locomotive with sloping firebox..... | £525.00 |

## D.J.H LOCO KITS

|  |         |
|--|---------|
| K300 B.R. Standard 84xx 2-6-2T.....        | £345.00 |
| K301 B.R. Standard 2MT 2-6-0.....          | £395.00 |
| K302 LMS/BR Ivatt 2-6-2T.....              | £345.00 |
| K303 LMS/BR Fairburn 2-6-4T.....           | £345.00 |
| K310A LNER/BR A3 with Corridor tender..... | £575.00 |
| K317B BR Britannia with BR1/1A tender..... | £575.00 |
| K324B B.R. 9F 2-10-0 BR1B/BR1C.....        | £575.00 |
| K326 B.R. Class 03 complete kit.....       | £395.00 |
| K336 LNER/BR R. G5 0-4-0T.....             | £395.00 |
| K338 LNER/BR R. G5 0-4-0T.....             | £395.00 |
| K340 B.R. Class 14 complete kit.....       | £395.00 |
| K344 NEW LNER/BR Hunt Class 4-4-0.....     | £475.00 |
| K345 NEW LNER/BR Thompson A2/1.....        | £556.00 |

## PECO LINESIDE KITS

|  |        |
|--|--------|
| LK704 Wooden lineside hut kit.....           | £19.00 |
| LK705 Brick lineside hut.....                | £19.00 |
| LK709 Ground Level Signal Box.....           | £27.25 |
| LK735 GWR Yard Crane.....                    | £20.50 |
| LK741 GWR spear fencing.....                 | £10.50 |
| LK 742 GWR spear fencing ramps.....          | £10.50 |
| LK743 Field fencing and gates.....           | £9.45  |
| LK745 Telegraph Poles (4).....               | £6.00  |
| LK749 Loading Gauges (2).....                | £11.85 |
| LK750 Single track level crossing gates..... | £19.25 |
| LK758 Platelayers tools.....                 | £6.10  |
| LK759 Platform lamps (4).....                | £8.35  |
| LK760 Telephone boxes (2).....               | £8.35  |
| LK761 GWR Station seats (4).....             | £7.90  |
| LK762 MR/NER station seats (4).....          | £7.90  |
| LK763 SR/BR Station seats.....               | £7.90  |
| LK764 Bicycles (8).....                      | £7.90  |
| LK769 GWR home or distant signal.....        | £17.75 |

## SLATERS BR WAGONS AND VANS

|  |        |
|--|--------|
| 7062 B.R. 12ton Vanwide.....           | £37.50 |
| 7063 B.R. Standard Van.....            | £37.50 |
| 7064 B.R. 12ton Standard/Flat Van..... | £37.50 |
| 7065 B.R. Meat Van.....                | £37.50 |
| 7066 B.R. Insulated Van.....           | £37.50 |
| 7067 B.R. 13 ton conflat 'A'.....      | £33.75 |
| 7069 B.R. Lowlift Wagon.....           | £33.25 |
| 7070 B.R. 12 ton Palvan.....           | £37.50 |
| 7071 B.R. 13 ton High Goods Wagon..... | £33.25 |

## PECO WAGON KITS

|                                    |        |
|------------------------------------|--------|
| W601 GWR Toad brake can.....       | £38.75 |
| W602 GWR Permanent Way brake.....  | £38.75 |
| W603 GWR 6 wheel brake.....        | £40.50 |
| W604 GWR 4 plank open.....         | £32.50 |
| W605 GWR Steel open.....           | £32.50 |
| W606 GWR 10 ton Van.....           | £39.75 |
| W607 BR 16 ton Mineral wagon.....  | £40.50 |
| W608 BR 27 ton Iron Ore wagon..... | £39.75 |
| W609 BR 20 ton Pig Iron wagon..... | £39.75 |

## PECO 'O' GAUGE TRACKWORK

|   |        |
|---|--------|
| SLE786BH Curved R/H Point.....              | £52.25 |
| SLE787BH Curved L/H Point.....              | £52.25 |
| SL700BH 12 yards flexitrack.....            | £76.95 |
| SLE791BH Right Hand Point.....              | £41.95 |
| SLE792BH Left Hand Point.....               | £41.95 |
| SLE797BH Y Point.....                       | £41.95 |
| SLE790BH Double Slip.....                   | £87.95 |
| SL10 24 metal railjoiners.....              | £2.65  |
| SL11 12 insulated railjoiners.....          | £2.65  |
| SL740BH Buffer stop.....                    | £2.65  |
| TP1 Long Track pins (15mm).....             | £3.25  |
| ST700 Box (6) 393mm straight.....           | £43.25 |
| ST725 Half circle 1028mm radius curves..... | £46.00 |
| NEW Setback R/H Point.....                  | TBA    |
| NEW Setback L/H Point.....                  | TBA    |

## HELMSMAN CONTROLLERS

|                                   |         |
|-----------------------------------|---------|
| CF5A Sump Single Controller.....  | £155.00 |
| RM5 Remote handset for above..... | £40.00  |

## H.M.R.S. TRANSFERS

|  |        |
|--|--------|
| H1 L.M.S. gold loco and coach.....               | £20.00 |
| H2 L.M.S. yellow loco and coach.....             | £20.00 |
| H2A L.M.S. black style/Crew loco.....            | £20.00 |
| H3 L.M.S. loco lining.....                       | £20.00 |
| H3A L.M.S. coach lining.....                     | £20.00 |
| H4 L.N.E.R. green loco and coach.....            | £20.00 |
| H4A L.N.E.R. black loco and Gill Sands.....      | £20.00 |
| H5 L.N.E.R. loco lining.....                     | £20.00 |
| H6 L.M.S. goods wagon lettering.....             | £18.50 |
| H7 G.W.R. loco and coach lettering.....          | £20.00 |
| H8 G.W.R. loco and coach lining.....             | £20.00 |
| H9 S.R. Maunsell loco and coach lettering.....   | £20.00 |
| H10 S.R. Bulleid loco and coach lettering.....   | £20.00 |
| H11 G.W.R. goods wagon lettering.....            | £18.50 |
| H12 L.N.E.R. goods wagon lettering.....          | £18.50 |
| H13 S.R. goods wagon lettering.....              | £18.50 |
| H14 BR steam loco and coach lettering.....       | £20.00 |
| H15 BR blue diesel and coach lettering.....      | £18.50 |
| H16 LNW/WR/WS loco and coach.....                | £21.00 |
| H17 LNR/WR/WS loco and coach.....                | £20.00 |
| H18 N.E.R. loco and coach lettering.....         | £21.00 |
| H20 CB/NE/GSWR/HR/GNSR wgn lettering.....        | £20.00 |
| H22 B.R. mixed traffic/L.N.W.R. loco lining..... | £20.00 |
| H24 MR/SJR/LT/SR/MGN loco & coach.....           | £21.00 |
| H25 B.R. pre-TOPS wagon numbers etc.....         | £18.50 |
| H26 B.R. pre-TOPS wgn instructions etc.....      | £18.50 |
| H31 Pullman crests, names and numbers.....       | £21.00 |
| H32 Pullman lining.....                          | £18.50 |
| H40 G.N.R. coach lettering.....                  | £21.00 |

## PARKSIDE WAGON KITS (SAVE 10-25%)

|  |        |
|--|--------|
| PS14 BR Grampus Ballast wagon.....         | £32.85 |
| PS15 BR 21 Ton Mineral wagon.....          | £32.85 |
| PS16 LNER Loco Coal wagon.....             | £32.85 |
| PS17 BR 12 ton Pipe wagon.....             | £32.85 |
| PS23 GWR/BR 13 ton open wagon.....         | £32.85 |
| PS24 GWR/BR 12 ton unfitted van.....       | £32.85 |
| PS25 BR 24.5 ton mineral wagon.....        | £32.85 |
| PS26 GWR/BR 12 ton fitted van.....         | £32.85 |
| PS27 GWR/BR 12 ton open with tarp bar..... | £32.85 |
| PS28 GWR/BR 12 ton plywood van.....        | £32.85 |
| PS29 GWR/BR Fruit van.....                 | £32.85 |
| PS30 BR 16 ton mineral wagon.....          | £32.85 |
| PS31 BR 16 ton slope sided mineral.....    | £32.85 |
| PS32 BR 16 ton mineral (ex SNCF).....      | £32.85 |
| PS33 BR 8 Plank wooden mineral.....        | £32.85 |
| PS42 LMS/BR 12 ton open wagon.....         | £32.85 |
| PS45 LNER/BR 12 ton goods van.....         | £32.85 |
| PS46 LNER/BR 12 ton fruit van.....         | £32.85 |
| PS49 GWR/BR Mica van.....                  | £32.85 |
| PS100 SR/BR Banana van.....                | £32.85 |
| PS101 SR/BR Meat van.....                  | £32.85 |
| PS104 BR 21 ton coal hopper.....           | £32.85 |
| PS106 SR/BR Cattle truck.....              | £32.85 |
| PS112 GWR/BR Gunpowder van.....            | £32.85 |
| PS114 LMS/BR Banana van.....               | £32.85 |

**Any six for £164.50 saving 25% off RRP**

**BACHMANN SCENECRAFT BUILDINGS**

|   |                      |
|---|----------------------|
| 47040 Diesel Refuelling Point.....      | £39.95               |
| 47047 Hampton Hill Platelayers Hut..... | £24.95               |
| 47203 Low Relief Corner Shop.....       | £25.95               |
| 47004 Provender Store.....              | Special offer £30.00 |
| 47009 Single Engine Shed.....           | Special offer £60.00 |
| 47036 Sectional Lineside Hut.....       | £20.50               |

## DAPOL R-T-R TERRIERS

G.W.R. green Portishead  
L.B.S.C. Marsh under Gipsyhill  
S.R. green Fishbourne  
BR late crest black 32636  
RRP £225.00 OUR PRICE £189.00  
Sound fitted RRP £410.70 OUR PRICE £345.00

## LIONHEART SUBURBAN COACHES

Fully finished superb quality with interior details and lights.  
Single cars (3 types) B.R. Maroon  
RRP £265.00 OUR PRICE £225.00  
2 car 'B' set G.W.R. or B.R. 6 types  
RRP £470.50 OUR PRICE £399.99  
4 car D set G.W.R. or B.R. 4 types  
RRP £823.50 OUR PRICE £699.99

## DAPOL (EX LIONHEART) PANNIERS

64XX and 74XX G.W.R. or B.R.  
List Price £399.00 OUR PRICE £340.00  
Available mid 2017 Reserve yours now

## DAPOL (EX LIONHEART) AUTO COACHES

Choice of B.R. or G.W.R. Liveries  
RRP £200.00 OUR PRICE £170.00  
Available mid 2017 Reserve yours now

## NEW DAPOL 57XX LOW CAB PANNIER

Available in a range of G.W.R. and B.R. liveries plus London Transport red  
RRP £235.00 OUR PRICE £199.75  
Available late 2017 Reserve yours now

## NEW DAPOL 10 FOOT W.B. WAGONS

B.R. Open Wagons (various)  
RRP £45.00 OUR PRICE £38.50  
B.R. VEA, VBA, MEAT, INSULATED AND STANDARD VANS (12 TYPES)  
RRP £49.95 OUR PRICE £42.50

## DAPOL R.T.R. WAGONS

A range of approx 100 private owner and company wagons 5, 7 and 8 plank  
RRP £44.41 OUR PRICE £38.00  
6 WHEEL MILK TANKERS 5 TYPES  
RRP £80.60 OUR PRICE £70.00  
S.R. / B.R. PILLBOX BRAKE VANS (4 Liveries)  
RRP £80.60 OUR PRICE £70.00  
See our website for details

## NEW DAPOL JINTY

Early or late LMS S.D.J.R. British Railways or late B.R. available numbered or un-numbered  
RRP £225.00 OUR PRICE £191.25  
Any of the above sound fitted  
RRP £400.00 OUR PRICE £340.00  
Available late 2017 Reserve yours now

## DAPOL (EX LIONHEART) 45XX PRAIRIE

Superb quality fully finished with diecast body and excellent detail. Choice of six liveries, numbered and un-numbered.  
RRP £495.00 OUR PRICE £420.75  
Sound fitted RRP £650.00 OUR PRICE £552.50  
Available late 2017 Reserve yours now

## IXION HUDSWELL CLARKE

R.T.R. 0-6-0 LOCO  
Lined forest green  
RRP £299.00 OUR PRICE £225.00  
OR FITTED WITH DCC SOUND £375.00

## IXION FOWLER

0-4-0 DIESEL SHUNTER  
GWR No1 lined green  
or private owner plain green  
RRP £299.00 OUR PRICE £225.00

## HELJAN CLASS 128 PARCELS RAILCAR

6 Versions  
See website for details  
RRP £579.00 OUR PRICE £460.00  
Available mid 2017.  
Reserve yours now

## NEW HELJAN CLASS 121

Passenger Railcar  
Available in a range of liveries from Cats Whiskers to N.S.E  
RRP £579.00 OUR PRICE £460.00  
Available late 2017. Reserve yours now.

## NEW HELJAN CLASS 117

3 Car D.M.U.  
Available in a range of liveries from Cats Whiskers to N.S.E  
RRP £1100.00 OUR PRICE £875.00  
Available late 2018. Reserve yours now.

## NEW HELJAN CLASS 120

2 and 3 Car D.M.U.  
Choice of blue or green liveries  
2 car set RRP £800.00 OUR PRICE £640.00  
3 car set RRP £1100.00 OUR PRICE £875.00  
Available late 2018. Reserve yours now.

## NEW HELJAN 61XX PRAIRIE TANK

HJ6100 6110 Great Western  
HJ6101 6106 G.W.R.  
HJ6102 6114 B.R. unlined black  
HJ6103 6111 B.R. unlined green  
HJ6104 6132 B.R. lined green  
HJ6120 un-numbered Great Western  
HJ6121 un-numbered B.R. unlined black  
HJ6122 un-numbered B.R. unlined green  
HJ6123 un-numbered B.R. lined green  
HJ6124 5184 Great Western  
HJ6125 4144 B.R. unlined black  
HJ6126 5158 B.R. lined green  
RRP £649.00 OUR PRICE £500.00  
Available late 2017 Reserve yours now  
See our website for full details

## NEW HELJAN 43XX MOGUL

7 standard versions in G.W.R. and B.R.  
all un-numbered and  
3 limited editions numbered  
List Price £779.00 OUR PRICE £630.00  
Available 2018 Reserve yours now

## NEW HELJAN CLASS 45

6 versions from original green to later blue  
RRP £699.00 OUR PRICE £550.00  
Available now

## NEW HELJAN CLASS 03

Several versions from original green to later blue  
Price to be confirmed  
See our website for details

## NEW HELJAN CLASS 05

HJ2590 B.R. Plain Green  
HJ2591 B.R. Green with chevrons early  
HJ2592 B.R. Green with chevrons late  
HJ2593 B.R. Blue with chevrons  
HJ2594 CEGB Yellow  
HJ2595 NCB Green  
HJ2596 Industrial Maroon  
RRP £395.00 OUR PRICE £315.00  
Available mid 2017 Reserve yours now

## HELJAN READY TO RUN WAGONS

Class B tankers 4 types  
VAA vans 4 types  
OAA open wagons 5 types  
RRP £84.95 OUR PRICE £70.00  
Mix and match any ten for £65.00 each

## NEW HELJAN CLASS 37

CENTRE HEAD CODE VERSION  
Green with yellow panel  
Green with yellow ends  
Blue with yellow ends  
Blue large logo  
Dutch livery  
Railfreight 3 versions  
RRP £599.00 OUR PRICE £475.00

## HELJAN CLASS 40

B.R. Blue with yellow ends  
RRP £649.00 OUR PRICE £500.00  
Last few

## HELJAN DIESEL DEPOT

Two Road Shed RRP £89.00 OUR PRICE £75.00  
Extension Pack RRP £39.00 OUR PRICE £35.25  
Spare Ends (3) RRP £19.00 OUR PRICE £16.00  
See website for details and sizes

## HELJAN DELTIC

Green with yellow panels  
Ltd Edition original green  
RRP £599.99 OUR PRICE £475.00  
Last few

## HELJAN AC RAILBUS CLEARANCE

Light green with speed whiskers  
Dark green with yellow panel  
List Price £495.00  
SPECIAL OFFER £299.95

## NEW HELJAN CLASS 60

Railfreight Triple grey sector livery  
E.W.S. or Loadhaul  
RRP £649.00 OUR PRICE £510.00

## NEW HELJAN FALCON

Lime green, green or blue  
RRP £699.00 OUR PRICE £550.00

## NEW HELJAN CLASS 25

Ltd Ed Plain Green  
Green with yellow panel  
Green full yellow ends  
Blue with yellow front  
RRP £599.00 OUR PRICE £475.00

## HELJAN BR COACHES

SK second corridor  
SO second open  
FK first corridor  
RMB restaurant mini buffet  
BSK brake second corridor  
BG gangedway brake (parcels)  
GUV general utility van  
Choice of liveries  
RRP £325.00 OUR PRICE £250.00  
4 or more pay only £240.00 each  
All currently available types in stock

## NEW HELJAN WAGONS

Heljan Dogfish & Catfish RRP £99.95  
OUR PRICE £79.95 or  
£75.00 for 5 or more  
Heljan Cargo Wagons RRP £189.00  
Our price £155.00 each or  
£600.00 for any four

## HELJAN CLASS 42

### WARSHIP

Ltd Ed original green (no panel)  
Green, yellow panel D827 'Kelly'  
Maroon, yellow panel D869 'Zest'  
Ltd Ed. Maroon, yellow panel un-numbered  
Maroon, yellow front D815 'Druid'  
Ltd Ed. Maroon, yellow front un-numbered  
Blue, yellow ends pre-tops D866 Zebra  
Ltd Ed. Blue, yellow ends, pre tops, un-numbered  
Blue, yellow ends post tops D29 'Maggie'  
Ltd Ed. blue, yellow ends, post tops un-numbered  
RRP £699.00 our price £550.00



# Olivia's Trains of Sheffield

'OO' Gauge UK DCC  
Sound Specialists.



25a Mansfield Rd,  
Intake, S12 2AE

Extensive UK sound library utilising the Loksound decoders.

DCC/ Sound Fitting Whilst You Wait.



Heljan Class 58's Available Now.

Bachmann Class 66 111 Available Now!



Heljan EM2 Class 77 / EM1 Class 76 - Available Now.



Heljan "Falcon" 4 Versions.



Heljan "Kestrel" Available Now.



Dapol Class 73's  
Available Now.



Coming 2016 - Class 73 In EW&S, Fragonset & Network Rail.  
pre-order now!

For More details on the above & all our stock visit:

[www.oliviastrains.com](http://www.oliviastrains.com)

Tel: 0114 3216 160 Tel: 0114 2647 449 Mob: 0755 7126 651

e-mail: [oliviastrains@blueyonder.co.uk](mailto:oliviastrains@blueyonder.co.uk)





**SALES LINE**  
**01432 352809**

Email - Sales@herefordmodels.co.uk  
www.herefordmodels.com

SHOP OPEN MON-SAT 9-5.30 4 COMMERCIAL ROAD, HEREFORD, HEREFORDSHIRE, HR1 2BB

# THE HEREFORD MODEL CENTRE

## N GAUGE IN STOCK

**WE HAVE A COMPREHENSIVE RANGE OF N GAUGE LOCOMOTIVES, COACHES AND WAGONS FROM GRAHAM FARISH AND DAPOL. WE ALSO STOCK TRACK, WAGONS AND ACCESSORIES FROM PECO.**

### NEW RELEASES

|                                |         |
|--------------------------------|---------|
| 35-050 LNRW Coal Tank.....     | £101.95 |
| 35-051 LMS Coal Tank.....      | £101.95 |
| 35-052 BR Coal Tank.....       | £101.95 |
| R3521 LNER D16.....            | £111.99 |
| R3585 Class 90 Intercity.....  | £75.00  |
| R3402 Queen of Scots pack..... | £263.99 |
| R3522 BR A4 Miles Beavor.....  | £134.45 |

#### HORNBY

|          |                               |         |
|----------|-------------------------------|---------|
| R2744    | Schools Blundells BR.....     | £84.95  |
| R2784X   | Mallard.....                  | £85.00  |
| R2917    | 2800 Class BR.....            | £103.99 |
| R3003    | B17/6 Barnsley.....           | £116.45 |
| R3003X   | B17/6 Barnsley DCC.....       | £121.95 |
| R3004    | Serlby Hall.....              | £116.45 |
| R3004X   | Serlby Hall.....              | £133.45 |
| R3229    | British Monarch.....          | £119.25 |
| R3233    | LNER D16.....                 | £100.95 |
| R3235    | British Railways D16.....     | £100.95 |
| R3242A   | K1 BR Early.....              | £116.95 |
| R3243B   | K1 BR Late.....               | £116.95 |
| R3276    | LMS compound.....             | £66.45  |
| R3278    | Patriot Class Bradshaw.....   | £70.00  |
| R3311    | BR Schools Westminster.....   | £119.45 |
| R3316    | Fowler 2P SDJR.....           | £87.45  |
| R3318    | B17 BR Early GtWell.....      | £116.45 |
| R3325    | J50 BR Early.....             | £69.45  |
| R3326    | J50 BR Late.....              | £69.45  |
| R3329    | BR Late S15.....              | £123.99 |
| R3327    | SR S15.....                   | £123.99 |
| R3333    | BR Early Adams.....           | £107.95 |
| R3334    | BR Late Adams.....            | £107.95 |
| R3335    | LSWR Adams.....               | £107.95 |
| R3356    | Br Crosti 9F Weathered.....   | £104.45 |
| R3371    | Mallard Railroad version..... | £74.00  |
| R3395TTS | A4 Mallard.....               | £102.25 |
| R3405    | LNER J50.....                 | £78.50  |
| R3406    | BR Departmental J50.....      | £78.50  |
| R3407    | BR J50.....                   | £78.50  |
| R3408    | GWR King Class.....           | £142.25 |
| R3409    | GWR King Class.....           | £142.25 |
| R3410    | BR Blue King.....             | £142.45 |
| R3411    | SR S15.....                   | £125.95 |
| R3412    | S15 BR Early.....             | £119.45 |
| R3413    | S15 BR Late.....              | £119.45 |
| R3419    | SR 700 Class.....             | £99.45  |
| R3420    | BR 700 Class.....             | £99.45  |

### Mail Order Service

All prices valid to 31.07.17  
You must state these prices when ordering  
POSTAGE & PACKING RATES PER ORDER:  
• UK Standard Postage and Packing Rate £3.95  
• UK Insured Postage and Packing Rate £7.10  
• UK Courier Transport and Packing Rate £9.00  
• Worldwide at cost • VAT free to non EC

\*\*Train Sets/Packs and Controllers/Handsets -  
Postage charged at cost\*\*  
PRICES SUBJECT TO CHANGE  
WITHOUT NOTICE

\*\*\*Please allow 7 days for clearance  
when paying by cheque\*\*\*

**PLEASE QUOTE OUR SPECIAL  
PRICES WHEN YOU VISIT US**  
CREDIT/DEBIT CARDS  
WELCOME.

|       |                        |         |
|-------|------------------------|---------|
| R3421 | BR 700 Class.....      | £99.45  |
| R3422 | Adams SR.....          | £109.45 |
| R3423 | Adams BR.....          | £109.45 |
| R3424 | LNER O6.....           | £125.45 |
| R3425 | BR Early O6.....       | £125.45 |
| R3426 | BR Late O6.....        | £125.45 |
| R3430 | B12 LNER Green.....    | £127.95 |
| R3431 | B12 BR Early.....      | £127.95 |
| R3432 | B12 BR Late.....       | £127.95 |
| R3448 | BR B17.....            | £124.45 |
| R3414 | LNER J15.....          | £99.45  |
| R3445 | BR W.C. Camelford..... | £147.45 |
| R3455 | GWR Star Class.....    | £119.45 |
| R3456 | N15 BR.....            | £137.45 |
| R3457 | SR T9.....             | £116.45 |
| R3463 | 52xx BR.....           | £106.45 |
| R3465 | LNER N2.....           | £82.95  |
| R3461 | LNER L1.....           | £125.50 |
| R3467 | SECR Terrier.....      | £64.45  |
| R3468 | BoB 603 Sqdn.....      | £144.45 |
| R3499 | BR Hall Class.....     | £72.45  |
| R3586 | BR Schools Class.....  | £75.99  |

#### Train Packs/Sets

|        |                              |         |
|--------|------------------------------|---------|
| 30-049 | Permanant Way Set.....       | £233.70 |
| 30-285 | The Midlander Set.....       | £178.45 |
| R1180  | Postal Express Set.....      | £124.45 |
| R2372m | Royal Dutchey Pack.....      | £95.00  |
| R2815  | Southern Suburban Ltd.....   | £159.00 |
| R2986  | Date with the Duchy.....     | £179.90 |
| R3059  | Tornado Train Pack.....      | £128.45 |
| R3093  | Tornado Train Pack.....      | £116.99 |
| R3299  | 1945 Going Home.....         | £259.45 |
| R3302  | Return from Dunkirk.....     | £229.75 |
| R3397  | LMS Suburban Train pack..... | £220.25 |
| R3400  | Golden Arrow Pack.....       | £244.95 |

#### HORNBY Diesel Electric Locomotives

|         |                                 |         |
|---------|---------------------------------|---------|
| R3260   | 2 HAL SR Green.....             | £113.90 |
| R3261   | Class 08 Network Rail.....      | £84.45  |
| R3342   | Class 08 BR Blue.....           | £104.45 |
| R3343   | Class 08 F.G.W.....             | £104.45 |
| R3267XS | Class 60 Transrail w/Sound..... | £217.75 |
| R3268   | Class 67 Arriva.....            | £122.90 |
| R3275   | Class 31 Dutch Livery.....      | £55.45  |
| R3373   | Class 71 BR Green w/panel.....  | £134.95 |
| R3374   | Class 71 BR Blue.....           | £134.95 |
| R3376   | Class 71 BR Green.....          | £134.95 |
| R3177   | BR 2 Bil SR Green.....          | £98.95  |
| R3161B  | SR 2 Bil.....                   | £120.60 |
| R3177   | NRM 2 Bil BR Green.....         | £98.95  |
| R3180   | Tarmac Sentinel.....            | £44.95  |
| R3290A  | BR 2 Hal Green.....             | £113.90 |
| R3262   | Class 31 DCR.....               | £142.45 |
| R3346   | DB Schenker Class 92.....       | £70.45  |
| R3353   | Sentinel Balfour Beatty.....    | £49.45  |
| R3341A  | BR Blue 2 HAL.....              | £115.95 |
| R3471   | Class 50 NSE.....               | £129.45 |
| R3477   | Regional Railways Cl. 153.....  | £86.45  |
| R3479   | Class 60 DRAX.....              | £134.45 |
| R3483   | Sentinel Crossley.....          | £51.45  |
| R3484   | Class 08 BR Green.....          | £109.45 |
| R3485   | Class 08 Laura Blue.....        | £109.45 |

#### HORNBY TRACK

|       |                            |        |
|-------|----------------------------|--------|
| R083  | Buffer Stop.....           | £1.65  |
| R207  | Track Fixing Pins.....     | £2.50  |
| R600  | Straight.....              | £1.15  |
| R601  | Double Straight.....       | £1.85  |
| R604  | Curve 1st Rad.....         | £1.65  |
| R605  | Double Curve 1st Rad.....  | £2.05  |
| R606  | Curve 2nd Rad.....         | £1.40  |
| R607  | Double Curve 2nd Rad.....  | £1.95  |
| R608  | Curve 3rd Rad.....         | £1.65  |
| R609  | Double Curve 3rd Rad.....  | £2.25  |
| R610  | Short Straight.....        | £1.10  |
| R614  | LH Diamond Crossing.....   | £9.25  |
| R615  | RH Diamond Crossing.....   | £9.25  |
| R617  | Uncoupling Ramp.....       | £2.30  |
| R618  | Double Isolating Rail..... | £6.85  |
| R620  | Railer Uncoupler.....      | £4.35  |
| R628  | Half Curve 3rd Rad.....    | £1.80  |
| R643  | Half Curve 2nd Rad.....    | £1.20  |
| R8072 | LH Point.....              | £7.95  |
| R8073 | RH Point.....              | £7.95  |
| R8074 | LH Curved Point.....       | £12.60 |
| R8075 | RH Curved Point.....       | £12.60 |
| R8076 | Y Point.....               | £8.95  |
| R8077 | LH Express Point.....      | £12.60 |
| R8078 | RH Express Point.....      | £12.60 |
| R8206 | Power Track.....           | £5.95  |

#### HORNBY Track Accessories

|      |                                |        |
|------|--------------------------------|--------|
| R076 | Footbridge.....                | £15.10 |
| R169 | Junction Home Signal.....      | £10.35 |
| R170 | Junction Distant Signal.....   | £10.35 |
| R171 | Single Home Signal.....        | £7.95  |
| R172 | Single Distant Signal.....     | £7.95  |
| R189 | Single Brick Bridge.....       | £7.95  |
| R406 | Colour Light Signal.....       | £19.00 |
| R574 | Trackside Accessories.....     | £12.95 |
| R626 | Point Underlay.....            | £4.20  |
| R636 | Double Level Crossing.....     | £20.15 |
| R638 | Track Underlay.....            | £10.55 |
| R645 | Single Level Crossing.....     | £12.45 |
| R657 | Girder Bridge.....             | £13.50 |
| R658 | Inclined Pier Set.....         | £12.65 |
| R659 | High Level Pier Set.....       | £6.95  |
| R660 | Elevated Track Side Walls..... | £18.95 |
| R909 | Track Supports.....            | £8.65  |

#### HORNBY Trackside

|       |                           |        |
|-------|---------------------------|--------|
| R460  | Straight Platform.....    | £3.45  |
| R462  | Large Curve Platform..... | £3.45  |
| R463  | Small Curve Platform..... | £3.45  |
| R464  | Platform Ramp.....        | £3.45  |
| R495  | Platform Subway.....      | £3.45  |
| R510  | Platform Shelter.....     | £10.95 |
| R514  | Platform Canopies.....    | £11.95 |
| R8001 | Waiting Room.....         | £17.95 |
| R8003 | Water Tower.....          | £13.55 |
| R8004 | Engine Shed.....          | £18.35 |
| R8007 | Booking Hall.....         | £24.99 |

#### HORNBY Control Equipment

|       |                            |       |
|-------|----------------------------|-------|
| R044  | Point Switch.....          | £8.45 |
| R046  | Two Way Switch.....        | £8.45 |
| R047  | On/Off Switch.....         | £8.45 |
| R602  | Power Connecting Clip..... | £1.65 |
| R8014 | Point Motor.....           | £6.75 |
| R8015 | Point Motor Housing.....   | £3.99 |

#### OTHER BRANDS

|              |                      |        |
|--------------|----------------------|--------|
| GV2017       | GWR 0-6-0T.....      | £52.45 |
| GV2018       | Black 0-6-0T.....    | £52.45 |
| OR76AR005    | Adams East Kent..... | £84.45 |
| OR76AR006    | Adams SR.....        | £84.45 |
| DJM00J94-SPI | NCB J94.....         | £99.75 |

#### BACHMANN Steam Locomotives

|          |                                 |         |
|----------|---------------------------------|---------|
| 31-001   | Robinson BR Late Crest.....     | £94.99  |
| 31-002   | Robinson BR Early Crest.....    | £94.99  |
| 31-003   | Robinson LNER.....              | £94.99  |
| 31-003A  | Robinson 04 LNER.....           | £110.45 |
| 31-004A  | Robinson 04 BR Early.....       | £118.95 |
| 31-014   | Class 7F SDJR Black.....        | £125.75 |
| 31-015   | Class 7F LMS Black.....         | £125.75 |
| 31-170   | BR Black Lyr Tank.....          | £93.45  |
| 31-435   | Class 1F BR Early.....          | £81.55  |
| 31-480   | Class G2A LMS.....              | £101.95 |
| 31-434   | Class 1F BR Early.....          | £81.55  |
| 31-214   | Patriot BR Early.....           | £131.70 |
| 31-088   | BR Black Earl.....              | £118.95 |
| 31-089   | GWR Earl.....                   | £118.95 |
| 31-128   | BR ROD Weathered.....           | £102.45 |
| 31-138   | BR D11/2 Black Early.....       | £106.20 |
| 32-154A  | N Class BR Black weathered..... | £99.10  |
| 31-2130S | Patriot BR Late.....            | £201.45 |
| 31-136DC | D11/2 BR.....                   | £115.90 |
| 31-318A  | LNER J11.....                   | £127.45 |
| 31-465   | C Class BR.....                 | £93.46  |
| 31-461A  | C Class SR Black.....           | £106.20 |
| 31-462A  | C Class BR Early.....           | £106.20 |
| 31-481   | Class G2A BR Early.....         | £114.70 |
| 32-176   | BR Crab.....                    | £123.20 |
| 32-178A  | LMS Crab.....                   | £123.20 |
| 32-227B  | LMS 3F Jinty.....               | £72.20  |
| 32-235   | BR 3F Jinty.....                | £80.70  |
| 31-614   | V3 BR Late.....                 | £110.45 |
| 31-615   | V3 BR Early.....                | £110.45 |
| 31-626A  | Class 3F BR.....                | £71.25  |
| 31-628DC | 3F BR Black Weathered.....      | £93.20  |
| 31-635A  | 64XX GWR.....                   | £81.55  |
| 31-638   | 64XX BR Green withd.....        | £90.05  |
| 31-690   | LMS Stanier Mogul.....          | £135.95 |
| 31-691   | BR Early Stanier Mogul.....     | £135.95 |
| 31-728   | GWR City Class.....             | £118.95 |
| 31-782   | Thirlestaine Hall BR.....       | £114.70 |
| 31-783   | Fountains Hall BR.....          | £114.75 |
| 31-980   | Standard 3MT Green.....         | £110.45 |
| 31-981   | Standard 3MT BR Black.....      | £101.95 |
| 32-129A  | Class 45XX Early BR Black.....  | £72.20  |
| 32-233   | 3F Jinty SDJR.....              | £62.00  |
| 32-085   | Class 56XX BR Early.....        | £76.45  |
| 32-880   | Fairburn LMS.....               | £106.20 |

|          |                             |         |
|----------|-----------------------------|---------|
| 32-882   | Fairburn BR Late.....       | £106.20 |
| 32-954   | 4MT BR Black Early.....     | £87.50  |
| 32-955   | 4MT BR Black Late.....      | £87.50  |
| 32-509   | BR SMT Early Crest.....     | £104.55 |
| 32-550B  | Tornado BR Green.....       | £127.95 |
| 32-560   | BR A1 BR Apple Green.....   | £152.95 |
| 32-881   | Fairburn BR Early.....      | £110.45 |
| 31-933   | BR Compound Late Crest..... | £112.88 |
| 31-127   | CL3000 BR ROD.....          | £118.45 |
| 31-932DC | BR Compound.....            | £127.75 |

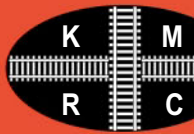
#### BACHMANN Diesel/Electric Locomotives

|          |                                  |         |
|----------|----------------------------------|---------|
| 31-268   | MLV NSE.....                     | £83.26  |
| 31-269   | MLV Jaffa.....                   | £83.26  |
| 31-364   | Class 03 BR Green weathered..... | £76.45  |
| 31-365   | Class 03 BR Blue.....            | £70.50  |
| 31-366   | Class 03 BR Green.....           | £70.50  |
| 31-679   | Class 85 Electric Blue.....      | £118.45 |
| 32-067   | A Class 43 BR Blue.....          | £127.45 |
| 32-068   | Class 43 BR Maroon.....          | £127.45 |
| 32-069   | Class 43 BR Green.....           | £127.45 |
| 32-377A  | Class 37 Large Logo.....         | £117.25 |
| 32-331   | Class 25/1 BR Green.....         | £89.20  |
| 32-533   | Class 55 Green weathered.....    | £131.70 |
| 32-680   | Class 45 Blue.....               | £101.95 |
| 32-376A  | Class 37 Regional Railways.....  | £123.20 |
| 32-389   | Class 37 COLAS.....              | £117.25 |
| 32-981   | Class 66 Freightliner.....       | £127.45 |
| 32-982   | Class 66 DRS.....                | £127.45 |
| 32-993   | Wickhams Trolley Yellow.....     | £67.95  |
| 32-034A  | Class 20 BR Green.....           | £97.70  |
| 32-038DS | Class 20 BR Blue.....            | £195.45 |
| 32-065   | Class 43 BR Maroon.....          | £118.95 |
| 32-066   | Class 43 BR Green.....           | £118.95 |
| 32-784   | Class 37 Mainline Blue.....      | £106.20 |
| 32-786   | Class 37 EWS.....                | £106.20 |
| 32-762DS | Virgin Class 57 Hood.....        | £203.95 |
| 31-327   | CL105 BR Green.....              | £79.45  |
| 31-535   | CL105 BR Blue Power Twin.....    | £84.45  |
| 32-928   | Class 150 Sprinter.....          | £135.95 |
| 32-937   | Class 150 Centro.....            | £127.45 |
| 32-992   | Wickhams Trolley Yellow.....     | £67.95  |
| 31-677   | CL85 BR Blue.....                | £85.99  |
| 31-575   | Windhoff MPV NWR.....            | £104.00 |
| 31-576DC | Windhoff MPV NWR.....            | £114.00 |
| 31-577   | Windhoff Railtrack.....          | £104.00 |

#### HELJAN LOCOMOTIVES

|       |  |         |
|-------|--|---------|
| 9005  | Metropolitan No 19.....                            | £106.95 |
| 9006  | Metropolitan No 6 William Penn.....                | £106.95 |
| 9008  | London Transport No12 Sarah Siddons Preserved..... | £106.95 |
| 9009  | London Transport No12 Sarah Siddons 1990s.....     | £106.95 |
| H1300 | 1361 Photo Grey.....                               | £122.45 |
| H1301 | 1361 GWR s.button.....                             | £122.45 |
| H1302 | 1361 GWR.....                                      | £122.45 |
| H1303 | 1361 BR Early.....                                 | £122.45 |
| H1304 | 1361 BR Late.....                                  | £122.45 |





# Kernow Model Rail Centre

Visit [www.kernowmodelrailcentre.com](http://www.kernowmodelrailcentre.com) or call our team on 01209 714099

UK POSTAGE & PACKING = £4 PER ORDER. ORDERS OVER £150 = POST FREE



FOR OUR FULL RANGE VISIT [WWW.KERNOWMODELRAILCENTRE.COM](http://WWW.KERNOWMODELRAILCENTRE.COM)

LOOK OUT FOR THE BARGAIN PRICES HIGHLIGHTED IN YELLOW!

KMRC LIMITED EDITIONS IN STOCK HIGHLIGHTED IN BLACK!

## BACHMANN OO STEAM LOCOMOTIVES

|  |         |
|--|---------|
| 31-003A Robinson Class 04 No. 6194 LNER Black.               | £110.95 |
| 31-004A Robinson Class 04 No. 6312 LNER Black.               | £110.95 |
| 31-014 Class 7F 2-8-0 No. 89 S&DR Plain Black.               | £125.95 |
| 31-015 Class 7F 2-8-0 No. 13810 LMS Plain Black.             | £125.95 |
| 31-085 3200 Eart Class No. 9022 BR Black E/E.                | £99.95  |
| 31-088 3200 Eart Class No. 9022 BR Black E/E.                | £118.95 |
| 31-119 BR Standard Class 4MT No. 75035 Lined Black L/C.      | £118.95 |
| 31-138 Class D112 No. 62682 'Hayston of Bucklaw' BR/E.       | £106.95 |
| 31-167 L&YR 2-4-2 Class No. 50795 BR Lined Black E/E.        | £179.95 |
| 31-168 L&YR 2-4-2 Tank No. 10110 LNER Green.                 | £139.95 |
| 31-169 L&YR 2-4-2 Tank No. 50705 BR Lined Black E/E.         | £139.95 |
| 31-170 L&YR 2-4-2 Tank No. 50764 BR Black BRITISH RAILWAYS.  | £139.95 |
| 31-188 Jubilee No. 45565 'Votivka' BR Green L/C.             | £139.95 |
| 31-204 Patriot Class No. 5330 'Sir Frank Ree' LMS.           | £140.95 |
| 31-214 Patriot Class No. 45538 'Glossingwell' BR/E.          | £140.95 |
| 31-318A Robinson Class 1F No. 1739 LMS No. 5954 LNER.        | £127.95 |
| 31-453 Midland Class 1F No. 1009 LMS Black Open Cab.         | £81.95  |
| 31-454 Midland Class 1F No. 41 801 BRITISH RAILWAYS.         | £81.95  |
| 31-455 Midland Class 1F No. 41726 BR Black E/E.              | £81.95  |
| 31-440 Ivatt Class 2MT 2-6-2 Steam Tank 41243 BR Black E/E.  | £110.95 |
| 31-461A C Class 0-6-0 No. 1294 Southern Railway Black.       | £106.95 |
| 31-462A C Class 0-6-0 No. 31227 BR Black E/E.                | £106.95 |
| 31-481 GZA No. 9316 LMS Black with ender Black Cab.          | £110.95 |
| 31-482 GZA No. 9316 LMS Black E/E.                           | £110.95 |
| 31-528A 41 No. 60529 BR Lined Black E/E.                     | £118.95 |
| 31-531 Class A2 No. 60536 'Trevor' BR Green E/E.             | £118.95 |
| 31-614 V3 Steam Tank No. 67466 BR Lined Black E/E.           | £110.95 |
| 31-615 V3 Steam Tank No. 67699 BR Lined Black E/E.           | £110.95 |
| 31-627B Class 3F No. 3520 LMS Black w/Deeley Tender.         | £97.95  |
| 31-635A Class 64xx 0-6-0 Pannier Tank 6424 GWR Green.        | £81.95  |
| 31-636A Class 64xx 0-6-0 Pannier Tank 6422 BR Black E/E.     | £81.95  |
| 31-638 Class 64xx 0-6-0 Pannier Tank 6419 BR Green.          | £81.95  |
| 31-640 LMS Stanier Mogul No. 42969 BR Lined Black E/E.       | £135.95 |
| 31-641 LMS Stanier Mogul No. 42969 BR Lined Black E/E.       | £135.95 |
| 31-692 LMS Stanier Mogul No. 42968 BR L/C.                   | £135.95 |
| 31-728 GWR 3700 Class 3708 'Kilnsey' Great Western Green.    | £118.95 |
| 31-883 Midland Class 4F No. 3444 Midland Black Crest Tender. | £106.95 |
| 31-884 Midland Class 4F No. 3884 BR Black L/C.               | £106.95 |
| 31-931 Midland 4-4-0 Compound No. 1189 LMS Black.            | £114.95 |
| 31-933 Midland 4-4-0 Compound No. 41157 BR Lined Black L/C.  | £114.95 |
| 31-980 Standard Class 3MT No. 82020 BR Green.                | £118.95 |
| 31-981 Standard Class 3MT No. 82021 BR Lined Black E/E.      | £110.95 |
| 31-982 Class 56XX No. 6639 BR Black E/E.                     | £77.95  |
| 31-131 Class 45XX Prairie Tank No. 4539 Great Western.       | £93.95  |
| 31-233 Fowler Class 3F 0-6-0 Jinty No. 23. SDJR Blue.        | £62.95  |
| 31-235 Fowler Class 3F 0-6-0 Jinty No. 476731 BR.            | £81.95  |
| 31-279A K3 Class No. 1304 LNER Lined Black.                  | £118.95 |
| 31-281 K3 Class No. 6162 BR Lined Black E/E.                 | £118.95 |
| 31-353 Standard Class 4MT No. 80135 BR L/C (Preserved).      | £110.95 |
| 31-358 Standard Class 4MT No. 80092 BR E/E.                  | £110.95 |
| 31-360A Standard Class 4MT No. 80104 BR L/C.                 | £110.95 |
| 31-360B Standard Class 4MT No. 80104 BR L/C.                 | £110.95 |
| 31-561 Class 4MT No. 60122 'Curlew' BR Express Blue E/E.     | £152.95 |
| 31-575A Ivatt Class 4MT No. 3000 LMS Black.                  | £114.95 |
| 31-580A Ivatt Class 4MT No. 43014 BR Black L/C.              | £127.95 |
| 31-582 Standard Class 9F No. 9218 LMS Black.                 | £106.95 |
| 31-583 Fairburn 2-6-4 Tank No. 2278 LMS.                     | £106.95 |
| 31-584 Fairburn 2-6-4 Tank No. 42105 BR E/E.                 | £106.95 |
| 31-585 Fairburn 2-6-4 Tank No. 42062 BR Lined Black L/C.     | £118.95 |
| 31-586 Fairburn 2-6-4 Tank No. 42105 BR E/E.                 | £106.95 |
| 31-587 LNER Webb Coal Tank 0-6-2 No. 104 LNER.               | £101.95 |
| 31-591 LNER Webb Coal Tank 0-6-2 No. 7841 LMS.               | £101.95 |
| 31-592 LNER Webb Coal Tank 0-6-2 No. 58900 BR E/E.           | £101.95 |

## BACHMANN OO DIESEL LOCS & MULTIPLE UNITS

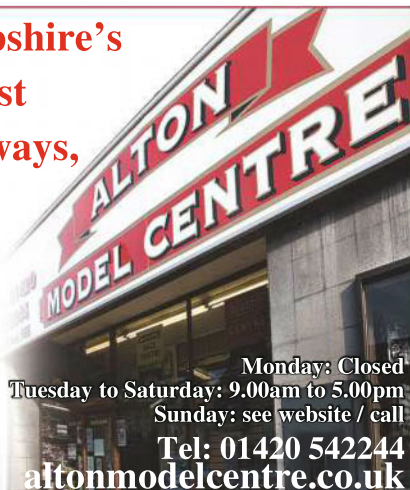
|  |         |
|--|---------|
| 31-236X Class 205 2-H Thumper Unit No. 1121.                 | £199.95 |
| 31-238X Class 205 2-H Thumper Unit No. 1121.                 | £199.95 |
| 31-239X Class 205 2-H Thumper Unit No. 1122 BR.              | £203.95 |
| 31-240X Class 205 2-H Thumper Unit No. 1122 BR.              | £203.95 |
| 31-600L Class 47 No. D1670 'Mammoth' BR Two Tone Green.      | £149.95 |
| 31-600L Class 47 Diesel Loco No. 87 829 Loco.                | £149.95 |
| 31-651 Class 47 Diesel Loco No. 1589-1989 'BR Green'.        | £149.95 |
| 31-652 Class 47 Diesel Loco No. 1589-1989 'BR Green'.        | £149.95 |
| 31-654 Class 47/4 No. 47 576 'Kings Lynn' Network SouthEast. | £118.95 |
| 31-656 Class 47 No. 47 256 BR Green.                         | £127.95 |
| 31-659 Class 47 No. 47 001 BR Blue.                          | £127.95 |
| 31-660 Class 47/4 No. 47 436 BR Blue.                        | £118.95 |
| 31-662 Class 47/3 No. 47 353 'Rainforest Grey'.              | £114.95 |
| 31-663 Class 47/3 No. 20 141 BR Green.                       | £106.95 |
| 31-664 Class 20 No. 20 118 'Saltburn-by-the-Sea' BR Red.     | £93.95  |
| 31-665 Class 43 Warship No. D865 'Zealous' BR Maroon.        | £118.95 |
| 31-666 Class 43 Warship No. D865 'Zealous' BR Maroon.        | £118.95 |
| 31-667 Class 43 Warship No. D865 'Zealous' BR Maroon.        | £118.95 |
| 31-668 Class 43 Warship No. D845 'Spirituality' BR Green.    | £164.95 |
| 31-669 Class 43 Warship No. D845 'Spirituality' BR Green.    | £164.95 |
| 31-670 Class 43 Warship No. D845 'Spirituality' BR Green.    | £164.95 |
| 31-671 Class 43 Warship No. D845 'Spirituality' BR Green.    | £164.95 |
| 31-672 Class 43 Warship No. D845 'Spirituality' BR Green.    | £164.95 |
| 31-673 Class 43 Warship No. D845 'Spirituality' BR Green.    | £164.95 |
| 31-674 Class 43 Warship No. D845 'Spirituality' BR Green.    | £164.95 |
| 31-675 Class 43 Warship No. D845 'Spirituality' BR Green.    | £164.95 |
| 31-676 Class 43 Warship No. D845 'Spirituality' BR Green.    | £164.95 |
| 31-677 Class 43 Warship No. D845 'Spirituality' BR Green.    | £164.95 |
| 31-678 Class 43 Warship No. D845 'Spirituality' BR Green.    | £164.95 |
| 31-679 Class 43 Warship No. D845 'Spirituality' BR Green.    | £164.95 |
| 31-680 Class 43 Warship No. D845 'Spirituality' BR Green.    | £164.95 |
| 31-681 Class 43 Warship No. D845 'Spirituality' BR Green.    | £164.95 |
| 31-682 Class 43 Warship No. D845 'Spirituality' BR Green.    | £164.95 |
| 31-683 Class 43 Warship No. D845 'Spirituality' BR Green.    | £164.95 |
| 31-684 Class 43 Warship No. D845 'Spirituality' BR Green.    | £164.95 |
| 31-685 Class 43 Warship No. D845 'Spirituality' BR Green.    | £164.95 |
| 31-686 Class 43 Warship No. D845 'Spirituality' BR Green.    | £164.95 |
| 31-687 Class 43 Warship No. D845 'Spirituality' BR Green.    | £164.95 |
| 31-688 Class 43 Warship No. D845 'Spirituality' BR Green.    | £164.95 |
| 31-689 Class 43 Warship No. D845 'Spirituality' BR Green.    | £164.95 |
| 31-690 Class 43 Warship No. D845 'Spirituality' BR Green.    | £164.95 |
| 31-691 Class 43 Warship No. D845 'Spirituality' BR Green.    | £164.95 |
| 31-692 Class 43 Warship No. D845 'Spirituality' BR Green.    | £164.95 |
| 31-693 Class 43 Warship No. D845 'Spirituality' BR Green.    | £164.95 |
| 31-694 Class 43 Warship No. D845 'Spirituality' BR Green.    | £164.95 |
| 31-695 Class 43 Warship No. D845 'Spirituality' BR Green.    | £164.95 |
| 31-696 Class 43 Warship No. D845 'Spirituality' BR Green.    | £164.95 |
| 31-697 Class 43 Warship No. D845 'Spirituality' BR Green.    | £164.95 |
| 31-698 Class 43 Warship No. D845 'Spirituality' BR Green.    | £164.95 |
| 31-699 Class 43 Warship No. D845 'Spirituality' BR Green.    | £164.95 |
| 31-700 Class 43 Warship No. D845 'Spirituality' BR Green.    | £164.95 |
| 31-701 Class 43 Warship No. D845 'Spirituality' BR Green.    | £164.95 |
| 31-702 Class 43 Warship No. D845 'Spirituality' BR Green.    | £164.95 |
| 31-703 Class 43 Warship No. D845 'Spirituality' BR Green.    | £164.95 |
| 31-704 Class 43 Warship No. D845 'Spirituality' BR Green.    | £164.95 |
| 31-705 Class 43 Warship No. D845 'Spirituality' BR Green.    | £164.95 |
| 31-706 Class 43 Warship No. D845 'Spirituality' BR Green.    | £164.95 |
| 31-707 Class 43 Warship No. D845 'Spirituality' BR Green.    | £164.95 |
| 31-708 Class 43 Warship No. D845 'Spirituality' BR Green.    | £164.95 |
| 31-709 Class 43 Warship No. D845 'Spirituality' BR Green.    | £164.95 |
| 31-710 Class 43 Warship No. D845 'Spirituality' BR Green.    | £164.95 |
| 31-711 Class 43 Warship No. D845 'Spirituality' BR Green.    | £164.95 |
| 31-712 Class 43 Warship No. D845 'Spirituality' BR Green.    | £164.95 |
| 31-713 Class 43 Warship No. D845 'Spirituality' BR Green.    | £164.95 |
| 31-714 Class 43 Warship No. D845 'Spirituality' BR Green.    | £164.95 |
| 31-715 Class 43 Warship No. D845 'Spirituality' BR Green.    | £164.95 |
| 31-716 Class 43 Warship No. D845 'Spirituality' BR Green.    | £164.95 |
| 31-717 Class 43 Warship No. D845 'Spirituality' BR Green.    | £164.95 |
| 31-718 Class 43 Warship No. D845 'Spirituality' BR Green.    | £164.95 |
| 31-719 Class 43 Warship No. D845 'Spirituality' BR Green.    | £164.95 |
| 31-720 Class 43 Warship No. D845 'Spirituality' BR Green.    | £164.95 |
| 31-721 Class 43 Warship No. D845 'Spirituality' BR Green.    | £164.95 |
| 31-722 Class 43 Warship No. D845 'Spirituality' BR Green.    | £164.95 |
| 31-723 Class 43 Warship No. D845 'Spirituality' BR Green.    | £164.95 |
| 31-724 Class 43 Warship No. D845 'Spirituality' BR Green.    | £164.95 |
| 31-725 Class 43 Warship No. D845 'Spirituality' BR Green.    | £164.95 |
| 31-726 Class 43 Warship No. D845 'Spirituality' BR Green.    | £164.95 |
| 31-727 Class 43 Warship No. D845 'Spirituality' BR Green.    | £164.95 |
| 31-728 Class 43 Warship No. D845 'Spirituality' BR Green.    | £164.95 |
| 31-729 Class 43 Warship No. D845 'Spirituality' BR Green.    | £164.95 |
| 31-730 Class 43 Warship No. D845 'Spirituality' BR Green.    | £164.95 |
| 31-731 Class 43 Warship No. D845 'Spirituality' BR Green.    | £164.95 |
| 31-732 Class 43 Warship No. D845 'Spirituality' BR Green.    | £164.95 |
| 31-733 Class 43 Warship No. D845 'Spirituality' BR Green.    | £164.95 |
| 31-734 Class 43 Warship No. D845 'Spirituality' BR Green.    | £164.95 |
| 31-735 Class 43 Warship No. D845 'Spirituality' BR Green.    | £164.95 |
| 31-736 Class 43 Warship No. D845 'Spirituality' BR Green.    | £164.95 |
| 31-737 Class 43 Warship No. D845 'Spirituality' BR Green.    | £164.95 |
| 31-738 Class 43 Warship No. D845 'Spirituality' BR Green.    | £164.95 |
| 31-739 Class 43 Warship No. D845 'Spirituality' BR Green.    | £164.95 |
| 31-740 Class 43 Warship No. D845 'Spirituality' BR Green.    | £164.95 |
| 31-741 Class 43 Warship No. D845 'Spirituality' BR Green.    | £164.95 |
| 31-742 Class 43 Warship No. D845 'Spirituality' BR Green.    | £164.95 |
| 31-743 Class 43 Warship No. D845 'Spirituality' BR Green.    | £164.95 |
| 31-744 Class 43 Warship No. D845 'Spirituality' BR Green.    | £164.95 |
| 31-745 Class 43 Warship No. D845 'Spirituality' BR Green.    | £164.95 |
| 31-746 Class 43 Warship No. D845 'Spirituality' BR Green.    | £164.95 |
| 31-747 Class 43 Warship No. D845 'Spirituality' BR Green.    | £164.95 |
| 31-748 Class 43 Warship No. D845 'Spirituality' BR Green.    | £164.95 |
| 31-749 Class 43 Warship No. D845 'Spirituality' BR Green.    | £164.95 |
| 31-750 Class 43 Warship No. D845 'Spirituality' BR Green.    | £164.95 |
| 31-751 Class 43 Warship No. D845 'Spirituality' BR Green.    | £164.95 |
| 31-752 Class 43 Warship No. D845 'Spirituality' BR Green.    | £164.95 |
| 31-753 Class 43 Warship No. D845 'Spirituality' BR Green.    | £164.95 |
| 31-754 Class 43 Warship No. D845 'Spirituality' BR Green.    | £164.95 |
| 31-755 Class 43 Warship No. D845 'Spirituality' BR Green.    | £164.95 |
| 31-756 Class 43 Warship No. D845 'Spirituality' BR Green.    | £164.95 |
| 31-757 Class 43 Warship No. D845 'Spirituality' BR Green.    | £164.95 |
| 31-758 Class 43 Warship No. D845 'Spirituality' BR Green.    | £164.95 |
| 31-759 Class 43 Warship No. D845 'Spirituality' BR Green.    | £164.95 |
| 31-760 Class 43 Warship No. D845 'Spirituality' BR Green.    | £164.95 |
| 31-761 Class 43 Warship No. D845 'Spirituality' BR Green.    | £164.95 |
| 31-762 Class 43 Warship No. D845 'Spirituality' BR Green.    | £164.95 |
| 31-763 Class 43 Warship No. D845 'Spirituality' BR Green.    | £164.95 |
| 31-764 Class 43 Warship No. D845 'Spirituality' BR Green.    | £164.95 |
| 31-765 Class 43 Warship No. D845 'Spirituality' BR Green.    | £164.95 |
| 31-766 Class 43 Warship No. D845 'Spirituality' BR Green.    | £164.95 |
| 31-767 Class 43 Warship No. D845 'Spirituality' BR Green.    | £164.95 |
| 31-768 Class 43 Warship No. D845 'Spirituality' BR Green.    | £164.95 |
| 31-769 Class 43 Warship No. D845 'Spirituality' BR Green.    | £164.95 |
| 31-770 Class 43 Warship No. D845 'Spirituality' BR Green.    | £164.95 |
| 31-771 Class 43 Warship No. D845 'Spirituality' BR Green.    | £164.95 |
| 31-772 Class 43 Warship No. D845 'Spirituality' BR Green.    | £164.95 |
| 31-773 Class 43 Warship No. D845 'Spirituality' BR Green.    | £164.95 |
| 31-774 Class 43 Warship No. D845 'Spirituality' BR Green.    | £164.95 |
| 31-775 Class 43 Warship No. D845 'Spirituality' BR Green.    | £164.95 |
| 31-776 Class 43 Warship No. D845 'Spirituality' BR Green.    | £164.95 |
| 31-777 Class 43 Warship No. D845 'Spirituality' BR Green.    | £164.95 |
| 31-778 Class 43 Warship No. D845 'Spirituality' BR Green.    | £164.95 |
| 31-779 Class 43 Warship No. D845 'Spirituality' BR Green.    | £164.95 |
| 31-780 Class 43 Warship No. D845 'Spirituality' BR Green.    | £164.95 |
| 31-781 Class 43 Warship No. D845 'Spirituality' BR Green.    | £164.95 |
| 31-782 Class 43 Warship No. D845 'Spirituality' BR Green.    | £164.95 |
| 31-783 Class 43 Warship No. D845 'Spirituality' BR Green.    | £164.95 |
| 31-784 Class 43 Warship No. D845 'Spirituality' BR Green.    | £164.95 |
| 31-785 Class 43 Warship No. D845 'Spirituality' BR Green.    | £164.95 |
| 31-786 Class 43 Warship No. D845 'Spirituality' BR Green.    | £164.95 |
| 31-787 Class 43 Warship No. D845 'Spirituality' BR Green.    | £164.95 |
| 31-788 Class 43 Warship No. D845 'Spirituality' BR Green.    | £164.95 |
| 31-789 Class 43 Warship No. D845 'Spirituality' BR Green.    | £164.95 |
| 31-790 Class 43 Warship No. D845 'Spirituality' BR Green.    | £164.95 |
| 31-791 Class 43 Warship No. D845 'Spirituality' BR Green.    | £164.95 |
| 31-792 Class 43 Warship No. D845 'Spirituality' BR Green.    | £164.95 |
| 31-793 Class 43 Warship No. D845 'Spirituality' BR Green.    | £164.95 |
| 31-794 Class 43 Warship No. D845 'Spirituality' BR Green.    | £164.95 |
| 31-795 Class 43 Warship No. D845 'Spirituality' BR Green.    | £164.95 |
| 31-796 Class 43 Warship No. D845 'Spirituality' BR Green.    | £164.95 |
| 31-797 Class 43 Warship No. D845 'Spirituality' BR Green.    | £164.95 |
| 31-798 Class 43 Warship No. D845 'Spirituality' BR Green.    | £164.95 |
| 31-799 Class 43 Warship No. D845 'Spirituality' BR Green.    | £164.95 |
| 31-800 Class 43 Warship No. D845 'Spirituality' BR Green.    | £164.95 |

## BACHMANN OO ELECTRIC & MULTIPLE UNITS

|  |         |
|--|---------|
| 31-236XDS Class 205 2-H Thumper Unit No. 1121. DCC Sound.....    | £310.00 |
| 31-238ZDS Class 205 2-H Thumper Unit No. 1122. DCC Sound.....    | £310.00 |
| 31-239ZDS Class 205 2-H Thumper Unit No. 205 001. DCC Sound..... | £310.00 |
| 31-321DS Robinson Class J11 (GCR 9J) 64377 BR. weathered.....    | £203.99 |
| 31-441D Ivatt Class 2MT 2-6-2 Steam Tank 41291 BR L/C.....       | £131.99 |
| 31-650LDC Class 47 No. D1670 "Mammoth", BR. DCC Fitted.....      | £169.99 |



**Possibly Hampshire's  
Largest Stockist  
of Model Railways,  
Die-Cast,  
Books,  
Magazines,  
Scalextric  
and much  
more.**



Monday: Closed  
Tuesday to Saturday: 9.00am to 5.00pm  
Sunday: see website / call  
Tel: 01420 542244  
[altonmodelcentre.co.uk](http://altonmodelcentre.co.uk)

Full range of model railway products from the leading manufacturers including:

Hornby, Bachmann, Dapol, DJ Models, Graham Farish, Heljan, Oxford Rail, Peco, Dapol, Ratio, Wills, Superquick, Metcalfe, Gaugemaster, Parkside, Railmatch, South Eastern Finecast, Woodland Scenics and many, many more.

DCC equipment from DCC Concepts, ESU, Gaugemaster, Hornby and Bachmann. Sound decoders from South West Digital.

Also stockists of Die cast models including:  
Corgi, EFE, Oxford Die-Cast, Base Toys & Classix.

Modelling materials & tools.

**New!** Now stocking Vallejo Model Colour  
AK pigments and washes

Wide selection of books, DVDs, videos and magazines.

**SouthWest  
digital**

Distributor  
for the UK



**As real as  
it gets!**



**New YouTube channel, see website for details**

ALL products come with a 2 year warranty and FREE return postage

**Close your eyes and  
you're there!**

**UDRIVE**

responsive sound algorithm

The highest quality sounds in all gauges. A wide range of responsive steam and diesel sounds developed for the all new UDRIVE

Crystal clear digital sound



Photos: Chris Perkins

Test drive the latest loco sounds with stunning clarity at SWD – call now for more info

**T: 01934 515382**

**[info@swd4esu.co.uk](mailto:info@swd4esu.co.uk)**

**[www.southwestdigital.co.uk](http://www.southwestdigital.co.uk)**

# WANTED

## MODEL RAILWAY & COLLECTABLES

### Top Prices Paid

*For all makes, all gauges and live steam,  
aeroplane kits, boats, die cast etc.*

### Instant cash paid

*Will travel to collect*



**01778 420 066**

**07723 336344**

**email: [dbmodels@live.com](mailto:dbmodels@live.com)**

**Unit 3 The Arena, Roman Bank, Bourne, Lincolnshire, PE10 9LQ**





## DCC by Modellers for Modellers

### Stockists of

Bachrus, Circuitron, Tam Valley, CML Electronic, DCC Specialties, Digitrax, ESU, Express Models, Gaugemaster, LDT, CT Elektronik, Lenz, New Rail Models, Roco, RR-Cirkits, Sprog DCC, Team Digital, TCS, NCE, Zimo. Plus Many More!

Ipswich Model Railway Centre, Unit 2, 48-52 Tomline Road Ipswich IP3 8DB.



**Coastal DCC**

+44 (0) 1473 710946

[www.coastaldcc.co.uk](http://www.coastaldcc.co.uk) [enquiries@coastaldcc.co.uk](mailto:enquiries@coastaldcc.co.uk)

**OSBORN'S MODELS**

**SHUNTERS TRUCK**

**N GAUGE**

**GWR**

**OSBORN'S MODELS**

DOING IT IN SCALE OR A BIG SCALE

7 HONESTONE ST, BIDEFORD, N. DEVON, EX39 2DL 01237 423453

[www.osbornsmodels.com](http://www.osbornsmodels.com)

## MIKE PETT'S SUPERCASE OO MODEL RAILWAY FIGURES

**NEW MODELS £1.75 each unpainted**



**HAND PAINTED MODELS 'OO' Gauge £4.50 each**



Please make cheques and PO's payable to: Mike Pett.

Post & Packaging: O Gauge figures £3.50 - OO Gauge figures £2.75

Trade Enquiries Welcome. 12 Chatham Street, Ramsgate, Kent, CT11 7PP 01843 593417 Mob: 07976 724225 Email: [mikepettsupercast@gmail.com](mailto:mikepettsupercast@gmail.com)

**Realistic GHOST SIGNS**

in miniature for your MODEL RAILWAY

**GHOST-SIGNS.COM**

NOT ONLINE? CALL 07970 977 628 FOR AN ILLUSTRATED PRICE LIST

AS SEEN ON BBC

NOW AVAILABLE ON PAPER AND WATER SLIDETRANSFERS IN BOTH OO AND N GAUGE



In conjunction with



Unit 5 Matrix Court, Leeds, LS11 5WB Tel 01132761759 Email [john@finescalebrass.co.uk](mailto:john@finescalebrass.co.uk)



All models **£2300.00 (£1917 plus carriage outside EU)** Fully finished, choice of numbers, totems & front steps

BR1DC BR1D, BR1F & BR1G tenders

Fitted with powerful "Faulhaber" motor, specialist gearbox driving rear axle, stove enamelled finish, sprung axles, coined brass wheels with Stainless steel tyres, nickel silver valve gear.

**In production our next models, ORDER NOW TO GET THE NAME YOU WANT, 7MT "Britannia" class & 8P Duke of Gloucester**



Fully finished choice of names  
Totems, smoke deflectors & BR1,  
BR1A, BR1D tenders (Britannia's)  
**£2600.00**  
(Sales outside the EU £2167 plus  
insured carriage)



All models can fitted with DCC & sound for **£350.00**, smoke from **£55.00** & weathered from **£100.00**. Our prices include UK VAT & mainland carriage, we accept most major credit & debit cards (no premium)



## TRAINEES

LEISUREWEAR WITH A RAILWAY THEME

THE WIDEST RANGE OF RAILWAY THEMED LEISUREWEAR IN THE U.K. SHORT AND LONG SLEEVE TEE-SHIRTS, SWEATSHIRTS & POLOS. VIEW & BUY ONLINE OR 'PHONE 01793 764091 FOR ORDER FORM

**www.trainees.co.uk**

[www.GoldenValleyHobbies.com](http://www.GoldenValleyHobbies.com)  
New Electrotren Locos Just £59.99!!

GV2017 GWR No629 0-6-0 Steam Loco  
GV2018 Petroleum Black Ajax No38 0-6-0 Loco

**Due September – Order Now !!!**

Try your model shop first, In case of difficulty models available direct by post from our address  
Trade Enquiries welcome. 01981 241 237

DCC Ready  
5 pole motor  
Hornby Couplings

GVH, Unit 1, Pontrilas Business Park, Pontrilas, Hereford, HR2 0AZ  
P&P £3.99 per order

## TOWNSTREET MODEL ARCHITECTURE AT ITS FINEST

NEW "00" GWR COALING STAGE £67.50

A selection of our kits include:

|                              |             |
|------------------------------|-------------|
| Citadel Station.....         | £97.50      |
| North Light Engine Shed..... | £69.50      |
| LNER Coal Hole.....          | £55.00      |
| Large Signal Box.....        | £52.00      |
| Concrete Ash Plant.....      | £69.50      |
| Concrete Coaling Plant.....  | £69.50      |
| Louvre Roof Engine Shed..... | £69.50      |
| Stone Stations.....          | from £49.50 |
| Brick Station.....           | from £39.50 |
| Brick/Stone Water Tower..... | £22.50      |
| Brick/Stone Goods Shed.....  | £49.50      |
| Brick/Stone Engine Shed..... | from £43.50 |
| Brick/Stone Signal Box.....  | from £39.50 |
| Sand House.....              | £36.50      |

PLEASE ADD £4.60 P&P

60 page "00" catalogue. Full of buildings, bridges, platforms and ideas for your layout £3.80 post free.

**TOWNSTREET**  
6 KIRKILL, BLENCARN,  
NR. PENRITH, CUMBIA CA10 1TZ  
MAIL ORDER ONLY PLEASE  
MON TO FRI 2-8pm  
Tel: 01768 88456

See our new website which details all of our products  
**www.townstreetuk.co.uk**

## MODEL RAILWAY SOLUTIONS

Tel: 01202 798068

Please take a moment to browse our website for details of our self adhesive track underlay, baseboard systems & helix kits.

**www.modelrailwaysolutions.co.uk**

## HEATHCOTE ELECTRONICS

detection control effects

**Automatic Storage Sidings.** These send a succession of trains around an oval so that you can sit back and watch or leave the main line to run whilst shunting the sidings. A train enters siding 1 and stops at P. The points operate and after an adjustable delay a new train leaves siding 2. After the train returns to siding 2 the next train leaves siding 3. On its return the train departs siding 1. The cycle then repeats. Any number of sidings can be operated. It is compatible with conventional and DCC control.

Each siding requires an IRDOT-P at position P. The IRDOT-P detects the arriving trains by infra red detection, this activates its momentary relay to switch the points and also lights its train detected LED. One Dual Timer is required for a set of sidings; it provides a delay between a train arriving and departing and disables the IRDOT-Ps as the train departs.

**IRDOT-P £15.95 Dual Timer £15.95 p+p £3.80 per order**

Some of our automatic train controls can be combined with the storage sidings. For example the SA8-S station stop and SA5-S passing loops. These have starter signal control, gradual braking and acceleration. The station stop provides a choice of operation: stopping every time, every second time, every third time, random stopping or non stop goods trains.

*We have online ordering on our informative website or can accept orders by phone or mail.*

**www.heathcote-electronics.co.uk**  
email: cah@heathcote-electronics.co.uk phone/fax: 01538 756800  
Heathcote Electronics, 1 Haydock Close, Cheadle Staffs, ST10 1UE

## YouChoos DCC Sound

LET'S MAKE SOME NOISE!

**What will you be packing this summer?**

Visit our free online fitting guides

**0844 7725052**  
**www.YouChoos.co.uk john@youchoos.co.uk**



**'TEA'**  
You only get an 'OO' with

**Revolution**  
trains

Available upon release from

**C&M Models**

1 Crosby Street  
Carlisle CA1 1DQ  
Tel: 01228 514689

Web: [www.candmmodels.co.uk](http://www.candmmodels.co.uk)  
E-mail: [sales@candmmodels.co.uk](mailto:sales@candmmodels.co.uk)

Models shown are 'N' gauge except for Fay.



We have now created some of our 4mm/00 ornate multicolour headboards in 2mm/N and 7mm/O scales.



**FOX TRANSFERS LTD**  
TEL +44 (0)116 319 4950 (QUOTING MR)  
Dept MR, Unit 5, Priory Business Park, Wistow Road,  
Kibworth, Leicestershire LE8 0RX, ENGLAND callers by appointment  
email: [sales@fox-transfers.co.uk](mailto:sales@fox-transfers.co.uk) web: [www.fox-transfers.co.uk](http://www.fox-transfers.co.uk)



**CRANE**  
GARDEN BUILDINGS

THE PERFECT LOCATION  
FOR A MODEL RAILWAY



• SHEDS • SUMMERHOUSES • STUDIOS •

NATIONWIDE FREE DELIVERY  
AND INSTALLATION

Telephone 01760 444229  
[www.cranegardenbuildings.co.uk](http://www.cranegardenbuildings.co.uk)



# MegaPoints Controllers

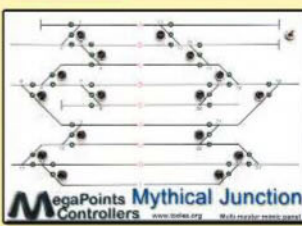
**Awesome layout control system**

**MegaPoints Servo Controller features:-**


- Control up to 12 points or semaphores!
- Can be used for gates, uncouplers, barriers, doors etc.
- Simple setup – programming buttons on the main board!
- Variable speed control and reversing.
- Built in memories for quick route setup!
- All connections via plugs (supplied), no soldering needed.
- Uses industry standard servos costing as little as £1.50 each!
- Amazing semaphore bounce realism - physics modelled and random, each bounce is subtly different!
- Works with analogue, DCC, steam, any gauge.

**MegaPoints Controller £60**  
**DCC Module £30**  
Prices inclusive of VAT

Control your layout from one or more mimic panels using just a single cable. See the videos on our web site.



Includes semaphore bounce - see web for details



1. Connect switches
2. Plug in servos
3. Connect power
4. Start using!

Size 7cm x 7cm

**Web & details: [www.megapointscontrollers.com](http://www.megapointscontrollers.com)**  
Designed and built in sunny Cheshire, UK.

Rev: 16-03



Manufacturers of  
Quality storage cases  
For 'O', 'OO' and 'N'  
Gauge Loco's & rolling stock.

Designed for the purpose  
built to last.

**PARKWOOD**

To find out more  
Contact us at:  
**Parkwood Arts Ltd.**  
Tel. 01730 266151  
Fax. 01730 265866  
Email. sales@parkwood-arts.co.uk  
Web. www.parkwood-arts.co.uk

**MORRIS MODELS**  
NORTH LANCING

80 Manor Road, N Lancing,  
West Sussex, BN15 0HD  
Tel 01903 754850  
[www.morris-models.co.uk](http://www.morris-models.co.uk)  
[info@morrismodels.co.uk](mailto:info@morrismodels.co.uk)

We are between Brighton & Worthing, just off A27 west of Shoreham Airport

**BRITISH RAILWAYS**  
HORNBY, PECO, DAPOL, HELJAN

**BICYC-LED**  
OO/HO & N  
Cycles & M/cycles  
with working  
lights!!  
See our webshop  
for details  
Easy Free parking!!  
Open Mon - Sat  
9.30 to 5.00

**CONTINENTAL RAILWAYS**  
FLEISCHMANN, Roco, BRAWA, TRIAX, herpa, FALLER, G. Preiser

PLUS MANY OTHER RANGES OF SCENIC  
MATERIALS, BUILDINGS, VEHICLES etc

**Test Valley Models**

Unit 404 The Commercial Centre Picket Piece Andover SP11 6RU

[testvalleymodels.com](http://testvalleymodels.com) [testvalleymodels@gmail.com](mailto:testvalleymodels@gmail.com) 01264354885

**BACHMANN** **HORNBY** **AIRFIX**

Easy Access, Free Parking.

We can also build baseboards, and will secure trainsets to a board, please call for prices

Weds - Fri 11am - 5pm Sat 9am - 5pm

**HOWES MODELS LTD**

Unit 16B, Station Fields Industrial Estate, Kidlington, Oxford. OX5 1JD  
Tel 01865 848000 | Fax 848222  
e-mail [info@howesmodels.fsbusiness.co.uk](mailto:info@howesmodels.fsbusiness.co.uk)  
[howesmodels@yahoo.co.uk](mailto:howesmodels@yahoo.co.uk)

**PROBABLY THE BEST SOUNDS AVAILABLE....**

Hundreds of hours have been invested by our experts to ensure you receive what we believe to be the best UK sounds available. We can supply ESU Loksound decoders with our sound files and can also re-blow your ESU LOKSOUND decoders if you are unhappy with the sounds on them - our 're-blow' service is only £12.00 plus return courier charge.

BR diesels, electrics, multiple units & steam -  
huge choice - just visit us on-line to see our full selection!

Sound decoder with speaker - £115.00 for ESU/Howes V4.0 plus £5.95 'FedEx' delivery (UK).

Remember that we offer a decoder fitting service and if you are having sound fitted we can also offer a weathering service, please phone for more details

All our sounds can be offered for 'O' gauge models but may require a different decoder, depending on current draw - please phone for details.

ESU/Howes XL decoders for Heljan 'O' diesels; classes 20, 26, 31, 33, 35, 37, 40, 47 and 52 are all available at £179.99 plus speaker

Apologies for the price increase, this is due to the current exchange rate with the Euro. Should this rate become more favourable in the future we will reduce them again.

**HARBURN HAMLET**  
OO & N  
Acclaimed Accessories

Discover the full fantastic range of models for 'OO' in the "Country & Garden", "Freight & Laneside", "Station & Street" and "Quayside" collections and there's more to find in the 'N' gauge Collection. Head to Harburns:- [www.harburns.co.uk](http://www.harburns.co.uk)

**NEW** N gauge groups of oil and chemical drums in red, green, blue or brown

**'N' size**

HN600 Large sacks, grouped... £4.95  
HN601 Barrels... £4.95  
HN602 Pipes on pallets... £5.50  
HN603 Station flower bed... £7.50  
HN604 Tarpaulin covered load... £4.95  
HN605 Part covered load... £5.95  
HN606 Wooden crates... £4.95  
HN607 Coal sacks load... £6.50  
HN608 Coal sacks, grouped... £6.50  
HN609 Coal staithe... £10.95  
HN613 Raised flower bed... £7.50  
HN614 Raised bed with seat... £7.50  
HN620 Round bales (2)... £4.95  
HN621 Round bales stack... £7.50  
HN622 Rectangular bales... £6.50  
HN625 Anderson Shelter... £6.50  
HN630 Drystone wall (2)... £6.50  
HN631 Drystone wall ends (2)... £6.50  
HN635 Railway office/booth... £13.95  
HN640 Barrels and crates load... £6.50  
HN650/1/2 Fishing boats... £16.95ea  
HN645 Oil/chem drums red... £6.50  
HN646 Oil/chem drums green... £6.50  
HN647 Oil/chem drums blue... £6.50  
HN648 Oil/chem drums brown... £6.50

For'd wheelhouse  
Boats for Fishing,  
Diving support  
& Tenderina  
Duties

HN625 HN635 HN640 HN621 HN622 HN630 HN631 HN604 HN605 HN606 HN607 HN608 HN609 HN613 HN614 HN620 HN621 HN622 HN625 HN630 HN631 HN640 HN645 HN646 HN647 HN648

P&P  
£3.00  
per order

Harburn Hobbies, 67 Elm Row, Edinburgh EH7 4AQ  
0131 556 3233 [www.harburns.co.uk](http://www.harburns.co.uk)

**ELLIS CLARK TRAINS**

Ellis Clark Trains  
Unit 13 Baildon Mills  
Northgate, Baildon  
Shipley, West Yorkshire, BD17 6JX

**WANTED**

Top prices paid for your collections  
of model railways, diecast & tinplate

For more info call Ellis on 07799 554491

- ✓ Call, email or post a list
- ✓ All makes, gauges and ages considered
- ✓ British, Continental and American
- ✓ All gauges of kit/scratch built and live steam
- ✓ Diecast and tinplate cars, lorries, buses, planes, soldiers
- ✓ Payment in your preferred method
- ✓ Happy to travel nationwide and view or collect
- ✓ Large collections a speciality
- ✓ Friendly and professional service

**NEW**  
e-commerce  
website  
coming soon

T 01274 809317  
M 07799 554491  
E [ellis@ellisclarktrains.com](mailto:ellis@ellisclarktrains.com)  
W [ellisclarktrains.com](http://ellisclarktrains.com)







## - WANTED - MODEL RAILWAY AND COLLECTABLES

Small or large collections  
in any scale.

Almost anything will be  
considered

Top cash prices paid

01302 371623

07526768178

ANORAKS ANONYMOUS

anoraksanonymous@googlemail.com



## LX067-00 Market Stalls

Pack of 4



LASER CUT OO  
SCALE KIT

Includes Crates With  
Produce & A Choice Of  
Canopy Design

Only £5.99 + P&P

**scalemodelscenery**  
.co.uk

Order online or call 01530 456952

www.gascupboard.co.uk

MODEL RAILWAYS

GAS CUPBOARD  
MODELS



What worries me, is when  
I'm gone my wife will sell  
my Model Railway for what  
I told her I paid for it...



Gas Cupboard Models  
6 St Georges Works, Silver Street,  
TROWBRIDGE. BA14 8AA

01225 777888

## SALE SALE SALE SALE SALE SALE SALE SALE

| HORNBY:                    |         | BACHMANN:                     |         |
|----------------------------|---------|-------------------------------|---------|
| R2844 30934 BR Early       | £91.00  | 31-167DC 50795 Black (W)      | £84.00  |
| R3003 61669 BR Green Late  | £108.00 | 31-932DC 40934 BR Early       | £111.50 |
| R3004 61631 BR Green Early | £108.00 | 31-933 41157 BR Late          | £102.50 |
| R3232 65445 BR Late        | £100.00 |                               |         |
| HELJAN:                    |         | FARISH:                       |         |
| 1600 D8400 BR Green        | £105.00 | 372-186 46236 BR Black        | £118.00 |
| 2302 D5908 Green Full Yel  | £90.00  | 372-244 47711 Large Logo      | £92.50  |
| 2321 D5901 BR Green        | £101.00 | 372-246 47715 NSE             | £92.50  |
| 2322 D5905 BR Green        | £101.00 | 372-427 90201 BR Late (w)     | £105.00 |
| 2323 D5909 Green (W)       | £109.00 | All subject to availability   |         |
| 2724 D5353 BR Green        | £78.00  | UK P & P from £4.10 per order |         |

We also stock OO & N gauge from Bachmann, Base Toys, Britbus, Classix, Dapol, Dornaplas, EFE, Farish, Gaugemaster, Heljan, Hornby, Humbrol, Kestrel, Metcalfe, Modelscene, Oxford Diecast, P. Dundas (N), Peco, Plastruc, Ratio, Superquick, Wills, Woodland Scenic & Deluxe Materials.

**ONLINE SHOP** [www.churchstreetmodels.co.uk](http://www.churchstreetmodels.co.uk)

Mon-Sat 09.30-17.30 • Closed Tues & Bank Hols

Church Street Models, 10A, Church Street, Basingstoke, Hants, RG21 7QE



01256 358060 • Mail Order Welcome



# A C Models

Tel. 02380 610100

[www.acmodelseastleigh.co.uk](http://www.acmodelseastleigh.co.uk)

Your one stop shop for the model  
enthusiast, selling brand new and  
near-new model trains, slotcars,  
sets, and diecast toys at very  
special prices direct from our our  
website or new shop in Eastleigh.

Stockists of

**SCALEXTRIC**

**HORNBY**

**LILIPUT**

**SPRUE**

**PECO**

**AIRFIX**

**BACHMANN  
BRANCH LINE**

GIFT  
VOUCHERS  
AVAILABLE

and much more!



PayPal



Models moved to No9 and

Games Workshop/Spares Dept at No7.

We now have a R/C Department at No7

Open 5 days a week 9am-5pm (Both shops closed Wednesday & Sunday)

7/9 High Street, Eastleigh, Hants. SO50 5LB  
email: [info@acmodelseastleigh.co.uk](mailto:info@acmodelseastleigh.co.uk)



# Sig-naTrak®

Model railway electronics by GFB Designs

## Our DCC controller - now even better!

- ★ Up to 9999 train and 2044 accessory addresses
- ★ Trains and accessories can be named
- ★ Easy to use - elegant, clearly-labelled touch keys - clear, colour graphical display
- ★ Drive from the touch panel, or optional handsets
- ★ Generous 3.5A or 5A output!
- ★ USB interface now built in as standard!

### The ACE-2

NMRA-compliant DCC controller with full  
decoder programming and reading functions.  
Compact: only 220x150x45mm!

£192.00 DCS2044-2 3.5A

£204.00 DCS2044-2H 5A

and for accessories.....

£14.00

### The IMP (part no: DSI1001)

Servo controller - DCC or DC.

£28.00

### The GEM (part no: DPD2001)

Point motor - DCC or DC.

£17.00

### The DRIVER

(BHS1204)

ACE Handset.

See website or send large-letter SAE for more details. (prices inc. VAT, p+p extra)

**GFB Designs - WE put YOU in control!**

## Layout control modules - DCC or LocoNet™

- DAC22 Accessory Decoder - 8 outputs, built-in CDU. £65.00
- SIGM20 Colour-light Signal Controller - 6 or 8 outputs. £54.00
- DTM30 Digital Tower Master - 30 inputs & outputs. £63.00
- DSS1 Loco Shuttle - automatic train running sequences. £60.00
- TXC1 Turntable Controller - automatic indexing. £80.00
- MSC8 Scenery Animator - control lights, motors & servos. £30.00

67 Boddens Hill Road, Stockport, SK4 2DG

Tel: 0161 883 2022; fax: 0161 883 2077

(Callers by appointment only, please)

Email: [info@signatrak.co.uk](mailto:info@signatrak.co.uk); Web: [www.signatrak.co.uk](http://www.signatrak.co.uk)





6 Station Road, Stanley, County Durham DH9 0JL

Tel: 01207 232545

email: [sales@durhamtrainsofstanley.co.uk](mailto:sales@durhamtrainsofstanley.co.uk)

Opening times: 9.30 - 5.00 Mon, Tues, Fri & Sat, 11-7 Thurs, Closed Wed.

DCC Fitting & Weathering Service

[www.durhamtrainsofstanley.co.uk](http://www.durhamtrainsofstanley.co.uk)

Visit → [scalescenes.com](http://scalescenes.com)

Download → Print → Build

The home of quality downloadable card model railway kits since 2005

Card kits that pass closer inspection

ALL NEW  
Low Relief House  
Fronts and Shops

Great value for ONLY £4.99

Includes additional wall finishes

View our large range of N and OO kits and texture sheets

Buy once unlimited prints

scale scenes .com

[www.expressmodels.co.uk](http://www.expressmodels.co.uk)

LIGHTING SPECIALISTS

Let our lighting scenic effects bring your layout to life. Our range includes: Flashing Neon Signs, Arc Welding Simulators, Flickering Fires, Working Belisha Beacons, Party Garlands & Flashing Beacons for Emergency and Maintenance Vehicles. We also stock a comprehensive range of Knightwing Products & the excellent ID Photographic Backscenes.

Visit our website which has secure online shopping.

EXPRESS MODELS, 65 CONWAY DRIVE, SHEPshed,  
LOUGHBOROUGH, LEICS. LE12 9PP

Tel: 01509 829008 Fax: 01509 560878

Email: [express.models@ntlworld.com](mailto:express.models@ntlworld.com)




EXCLUSIVE  
N GAUGE  
SHEPHERD  
NEAME VAN  
NO.1 FROM  
PECO  
IN  
STOCK  
NOW

**NEW! SMART LIGHT - EASY EFFECTS**

Small Special Effect lights - just connect power!

SL10 - Party Disco Lights



SL40 - Real Fire Effect



SL20 - Random Lighting



SL100 - Custom Smart Light



SL50 - Arc Welding Effect



SL30 - Emergency Vehicle



Customise!

Create your own:  
• Colours  
• Effects  
• Brightness

SL60 - Television Simulator



- Very small - 1cm x 1cm x 0.3cm
- Fits in buildings, vehicles and trains!
- Just fit, connect power & go - no setting up
- Powered by standard 9 - 16v DC or a battery
- Or power by DCC which can control some effects
- Fitted with self adhesive pad for easy mounting

Only  
£15

ALL THIS PLUS MORE IN OUR NEW FREE 20 PAGE  
BROCHURE - JUST EMAIL OR CALL FOR YOUR COPY



Train-Tech  
Model Technology Made Easy

DCP Express, Bryon Court, Bow Street,  
Great Ellingham, Norfolk, NR17 1JB  
[www.dcpexpress.com](http://www.dcpexpress.com)

[sales@dcpmicro.com](mailto:sales@dcpmicro.com) / 01953 457800

£4 UK P&P - this month quote MR237 for £2 off postage!



## OptiVISOR

The precision binocular magnifier  
that leaves both hands free

OptiSIGHT™

The OptiSIGHT magnifying visor provides hands-free magnification for more accurate and efficient viewing. The visor tilts up for normal viewing, or down for magnification. OptiSIGHT™ brings work closer into focus, reducing eye strain and fatigue. Available in blue or green, constructed from plastic with optical grade acrylic prismatic lenses.



Supplied with 3 lens plates (1.75x, 2x & 2.5x).

£29.95

OptiVISOR

A professional quality headband magnifier which has been used by thousands of modellers for the past 30 years. The prismatic glass lenses are ground and polished to precision optical standards, bevel edged and mounted in an interchangeable plastic frame.



Supplied with 1 lens plate, choose from (1.5x, 1.75x, 2x, 2.5x, 2.75 & 3.5x).

from  
£49.95

Order the OptiVISOR with the VisorLIGHT for £76.90 and receive a FREE OptiLOUPE. Quote MODEL RAIL for FREE POSTAGE

|                                    |        |
|------------------------------------|--------|
| OptiVISOR (with one lens plate)    | £49.95 |
| OptiLOUPE                          | £12.95 |
| VisorLIGHT                         | £26.95 |
| Spare Plate                        | £29.95 |
| OptiSIGHT (with three lens plates) | £29.95 |



Viking Optical Centres

With shops in Edinburgh & Halesworth

Mail Order: 01986 875315 [www.vikingopticalcentres.co.uk](http://www.vikingopticalcentres.co.uk)  
Blyth Road, Halesworth, Suffolk IP19 8EN Tel: 01986 875315



## PETER'S SPARES

**MODEL  
RAILWAY  
LIMITED  
MAIL ORDER  
& REPAIR  
SPECIALISTS**



**GAUGEMASTER**

**HORNBY** **HELJAN**

**BACHMANN**  
BRANCH LINE

**dapol**  
Model Railway Company

- ❖ New & Used Hornby Spare Parts ❖ Our own spare parts made in China
- ❖ Locomotives and Rolling Stock ❖ Plastic Kits ❖ Paints
- ❖ Tools & Glues ❖ Digital Decoders & Controllers
- ❖ Locomotive Detailing Parts ❖ Mega Steam Smoke Fluid
- ❖ Tracks & Train Sets ❖ We have it all at Peters Spares

**NEED HORNBY SPARES? TALK TO PETERS SPARES.**  
**Over 2000 Different Hornby Spares In Stock.**

**DON'T FORGET WE SELL:** Locomotives, Rolling Stock, Scenics and much more!

**NEW & USED MODEL RAILWAYS**

Specialist in Model Trains since 1994 - Servicing, Repairs & DCC Decoder Fitting  
2J Brighthouse Business Village, Riverside Park, Middlesbrough, Cleveland TS2 1RT

**TEL: 01642 909794**

Open Mon-Sat 10am-5pm

**Web: [www.petersspares.com](http://www.petersspares.com)**


Email: [sales@petersspares.com](mailto:sales@petersspares.com)



**Vectis**  
AUCTIONS LTD  
COLLECTABLE TOY SPECIALISTS

**Friday 21st July 2017  
Model Train Sale**

Thornaby Auction Rooms at 10.30am



**Includes a Collection of Wrenn Hornby Dublo  
& The A4's of The Great Goodbye**

**Vectis Auctions**

Fleck Way, Thornaby

Stockton-on-Tees TS17 9JZ

Tel 01642 750616

[admin@vectis.co.uk](mailto:admin@vectis.co.uk)

**Oxford Office, Unit 5A**

West End Industrial Estate

Witney Oxon OX28 1UB

Tel 01993 709424

[www.vectis.co.uk](http://www.vectis.co.uk) f t

# The Airbrush Company Ltd

Quality Equipment - Paints - Accessories - Training

**SPARMAX**  
ARISM  
VIZ




Compressors for all applications



Professional airbrush maintenance tools

**iwata**



10 Year warranty on Iwata airbrushes

**LIQUID**  
PIGMENTS



Airbrush ready liquid pigments

**neo**  
for iwata



Airbrush kits for all budgets

Huge Summer SALE on [www.airbrushes.com](http://www.airbrushes.com)



Weathering Techniques for Railway Modellers Course



with Mick Bonwick

[www.Airbrushes.com](http://www.Airbrushes.com)

01903 767800

[sales@airbrushes.com](mailto:sales@airbrushes.com)



# MODEL RAIL Marketplace

CALL JAMES ON 01733 366410 • james.belding@bauermedia.co.uk

## Books & DVD's

**Dereks Transport Books**  
All Transport Subjects Covered

www.derekstransportbooks.com

Over 8000 Books in Stock On-line  
Based in the New Forest

Established 1995

Shipping Commercial      Motoring Vehicles

**NICK TOZER**  
RAILWAY BOOKS

**RAILWAY BOOKS BOUGHT & SOLD**

Free Railway Booksearch Service  
155 Church Street, Paddock,  
Huddersfield, HD1 4UJ

(Shop: Tue/Wed 11:00-17:00 • Thu 14:00-20:00)

www.railwaybook.com email: nick@railwaybook.com

**Tel: 01484 518159**

## Kits

**BRANCH LINES**

**Dapol Kit Package Deals**

Each package deal contains the Dapol plastic kit, our etched n.silver chassis kit, our body detailing (or interior) kit, Mashima motor, Romford gears, wheels and all screws wire, etc. to complete.

Railbus p/deal with full interior £61.00

Drewry '04' diesel complete p/deal £69.50

BR mogul & tender complete p/deal £98.50

City of Truro complete p/deal £99.95

Most parts available separately

**P.O BOX 4293, WESTBURY BA13 9AA**  
**Tel/Fax: 01373 822231**  
**E-mail: sales@branchlines.com**

Cat's SSAE + £1 (in stamps) or £2.50 C. Card and PLEASE STATE INTERESTS

P&P: UK £2.25 (value under £30), £3.50 (£30 to £60), £4.50 (over £60). Non EU and BFPO less VAT. Exports £4.00 minimum.

VISA, MASTERCARD, SWITCH/MAESTRO, SOLO EXPORTS WORLDWIDE

**Hours: Mon-Thursday: 9.30-1, 2-6**

**Protocab**

The wireless control system for battery powered locomotives

**Rocking W-irons**

For torsion springing of coaches and express freight stock with 3ft 6ins wheels. Also with inset tops for thick solebars

Further details at...  
**www.emardee.org.uk**

## Kits

**- 0 Gauge Kits -**

**CONNOISSEUR MODELS**

- Quality Etched & Cast Metal Kits -  
- Locos, Carriages & Wagons -

**www.jimmcgeown.com**

or Send S.A.E. for printed catalogue  
1 Newton Cottages,  
nr Weobley HR4 8QX

## MODEL RAIL

## Online Shops

Triang Collector

**Dave ANGELL**  
07968 975867

**Supplier & Collector of Vintage Trains**

Primarily, but not exclusively, made by Triang.

**www.daveangelltrains.co.uk**  
**dave@daveangell.co.uk • 07968 975867**

**roxeymouldings.co.uk**

Loco, Coach & Wagon Kits  
Fittings & Accessories  
Wheels / Motors & Gears  
In 00 and 0

**Tel: 01832 245439**

**PHOENIX PRECISION**

PRECISION PAINTS & CHERRY PAINTS  
The Original and still the best

**CHURCHWARD MODELS**

**DMR Products**  
Etched Brass Steam Locomotive Kits and Fittings  
Steam Locomotive Name and Number Plates.  
& Kits and bits from

**No Nonsense Kits**

www.phoenix-paints.co.uk sales@phoenix-paints.co.uk  
01268 730549

**Mercian Models**

Producing your locomotive and rolling stock in 4mm/7mm/10mm

**SEE OUR WEBSITE**  
**www.modelrailways.TV**

## Repairs

**MOTOR REPAIRS**  
HORNBY, DUBLO, WRENN & TRIANG MOTORS

Repaired, rewound & remagnetised.

Also DCC chips installed and old Triang wheels updated.

OO Locos serviced from £17.50 plus parts & post

**SCALESPEED** Est 1966  
32 Goldfinch Lane, Lee on the Solent, Hants PO13 8LN  
Tel 02392 554107 / 07774 253352  
Web **www.scalespeed.co.uk**  
Email **scalespeed@btinternet.com**

## Transfers

**Model Bus Transfers**  
(Water slide Transfers)  
Any Design, Any Size.

Send me the details and I'll create your transfer.

Please call 02380571730 - [International calls welcome]  
or email your requirements: p.paine@virginmedia.com

25 Sarnia Court, Lords Hill, Southampton SO16 9PZ  
Buses, Trains, Planes, Boats and Specialised Road Transport

# Dealer Directory

## Bedfordshire

Order Online today  
**www.agrmodelrailwaystore.co.uk**

**AGR Model Railway Store Ltd**

9 High Street Mews, 28 High Street,  
Leighton Buzzard, Bedfordshire LU7 1EA  
01525 854788

**sales@agrmodelrailwaystore.co.uk**

Monday - Friday 9am-5pm. Saturday 9am-4pm

**NOW buying your unwanted model railway collections**

## Avon

**MODEL MANIA**

13 CLOUDS HILL ROAD, ST GEORGE, BRISTOL, BS5 7LD.

Stockists of: Bachmann, Coopercraft, Cambrian, Dapol, Gaugemaster, Graham Farish, Hornby, Parkside, Dundas, Peco, Ratio, Wills, Metcalfe, Superquick and much more.

1:76 scale road vehicles

**TEL: 0117 9559819 FAX: 0117 9411138**  
**EMAIL Modelmania@aol.com**

BUSES 42 AND 43 FROM THE CENTRE ASK FOR THE FOUNTAIN

## Buckinghamshire

## P & D Marsh Model accessories for N & OO

Painted & finished signals

GWR Home N £7.60 OO £11.00

GWR home/distant N £ 8.65 OO £13.50

GWR Left junction N £14.50 OO £18.95

GWR Right junct. N £14.50 OO £18.95

Painted loco crew N £7.60 OO £ 8.00

Painted fire buckets N £6.50 OO £6.75

**www.pdmarshmodels.com 01525 280068**

## Cheshire

**TRIDENT TRAINS**

No10, The Craft Arcade, Dagfields Craft Centre,  
Crewe Road, Walgherton, Nantwich,  
Cheshire, CW5 7LG

**www.tridenttrains.co.uk**  
HORNBY • BACHMANN • HELJAN • FARISH • DAPOL • PECO • LENZ  
• TCS • GAUGEMASTER • METCALFE • RATIO & MUCH MORE

**01270 842400**

**To advertise  
call 01733 366410**

## Cheshire

**HASLINGTON MODELS**

134 CREWE ROAD, HASLINGTON, CREWE CW1 5RQ

**Tel/Fax 01270 589079**  
E-mail: sales@haslingtonmodels.co.uk

Appointed stockists of:  
**Hornby, Bachmann, Farish, Heljan, Dapol, Peco, Gaugemaster, Geoscenics, DCC Systems, Humbrol, Plastruct, Precision Metals, Ratio, Wills, etc.**

OPEN THURS, FRI, SAT ONLY 10AM - 4PM

## Cleveland

**REDCAR MODELS & HOBBIES**

Most leading brands of "OO" gauge model railways & accessories.

Also Diecast, Plastic Kits, Woodland Scenics, K+S metal Centre etc

**130 High St, Redcar, Cleveland, TS10 3DH.**  
**Tel: 01642 494912**  
(Open Tuesday to Saturday)  
**sales@redcarmodels.co.uk**

**Don't miss  
the next issue  
of Model Rail  
on sale  
27<sup>th</sup> July**



## Cumbria & Lake District

### Jacksons Models and Railways

Hornby, Bachmann, Graham Farish, Peco, Dapol, Gauguemaster, Javis, Plastics, Metals, Balsa, Corgi, Oxford Diecasts etc.  
**www.jacksonsmodels.co.uk**  
33 New Street, Wigton, Cumbria CA7 9AL  
Telephone 01697 342557

TRUCKS CARS PLANT KITS PLANTS MILITARY RAILWAYS BUSES

### Crafty Hobbies

South Cumbria's number one shop for model railways, crafts, and doll's houses.



**www.crafty-hobbies.co.uk**  
54 Cavendish Street,  
Barrow-in-Furness,  
T: 01229 820759

## Devon

### THE MODEL SHOP

Specialist Model Railway Stockist  
4 ST DAVID'S HILL, EXETER EX4 3RG  
Just off the Old Iron Bridge

**NOW AGENTS FOR  
NCE DCC CONTROLS**

**www.trainsandtrack.co.uk**

**Tel: 01392 421906**

Open: Monday-Saturday 9.30-5.00 pm

## Isle of Wight

Visiting the Isle of Wight?

Two floors of  
engines, wagons, coaches, buildings,  
scenery, electrics, figures, cars  
and much more!

N/009/HO/00/On30/G

**UPSTAIRS DOWNSTAIRS**

Pier Street - Sandown - PO36 8JR  
01983 406 616 - **www.udlow.com**

## North Wales

### RHUDDLAN MODELS

Model railways,  
Games workshop, Diecast models  
(Corgi-Dinky-Matchbox),  
Plastic kits (Airfix-Revell etc)

**NEW AND USED ITEMS  
BOUGHT AND SOLD**

High St, Rhuddlan  
Tel: 01745 590048

**www.rhuddlanmodels.co.uk**

### MODEL RAIL

## Somerset

# Taunton Controls Ltd.

TEST DRIVE THE 611 DCC Controller

**HELPLINE 01823 327155**

Open 9am to 9pm closed WEDNESDAYS

Website - **www.tauntoncontrols.co.uk**



611 DCC unit can be used with N gauge up to G, has  
28 functions, 300 routes, simple 4 digit numbering  
built in computer interface, and is **NMRA compatible**  
Designed and built in the UK.

## North Yorkshire

### MonkBar Model Shop

Large selection of OO & N Gauge  
2 Goodramgate, York - YO1 7LQ - 01904659423

**monkbarmodelshop.co.uk**

## Staffordshire

### TUTBURY MODELS

COLLECTABLES 01283 814777 MODELS  
5 Mill Mews, Tutbury,  
Nr. Burton-upon-Trent DE13 9LU.

Available Now:  
Bass/Worthington vent van £13.50 + £3.00 P & P  
(Can send up to 6)

Available Now:  
6 Wheel Milk Tanker Nestle - OO Gauge  
£17.50 + £2.00 P & P

Available SOON:  
6 Wheel Milk Tanker Nestle - O Gauge  
Orders invited for the O Gauge.

### THE HOBBY GOBLIN

**New Retail Outlet**  
STOKE-ON-TRENT

54 Hamil Road, Burslem, ST6 1AU  
Hornby, Bachmann, Peco, Dapol, Gauguemaster,  
Graham Farish, Metcalfe and much more!

**Telephone: 01782 818433**

E-mail: **thehobbygoblin-uk@hotmail.com**

**www.thehobbygoblin.co.uk**

## Surrey

### COACH LIGHTING

DCC kit £4.10 DC kit £4.90 • 4 coach extension kit for above £5.20  
ebay Go to the top of the page

Now available 'N' gauge  
£1.50 per coach

**07801 796864**

105 Charlack Way, Burpham, Guildford, Surrey, GU1 1XY  
**coach-lighting.com**

## Surrey

### Addlestone Models

The Shop with the Stock

Surrey's leading Discount Model Centre

**Open 7 Day's**

Mon - Sat 9:30 - 5:30, Sun 11 - 2

130 Station Road, Addlestone.

Surrey. KT15 2BE

**www.addlestone-models.co.uk**

**01932 845440**

## Tyne & Wear

### Pooleys Puffers

Model Railway  
Supplies, New &  
Secondhand  
Bought & Sold

Decast Models  
Kits &  
Accessories  
Proprietary David & Anne Peck

**Tele: 0191 4910202 Mobile: 07976 519178**  
**www.pooleyspuffers.com** e-mail: **pooleyspuffers@btopenworld.com**

382a Jedburgh Court,  
Team Valley Trading Estate,

Gateshead, Tyne and Wear NE11 0BQ

Mon-Sat 10am - 5pm

When attending weekend exhibitions

Shop will be CLOSED. Please phone FRU/SAT

for opening times. Closed Sunday.

All major credit cards accepted.

Part exchange welcome

**WE NOW STOCK BACHMANN**

**PECO HORNBY GAUGEMASTER**

**DAPOL JAVIS METCALFE**

**SUPERQUICK WILLS RATIO**

## Essex

### CHELMSFORD

## JOHN DUTFIELD

Stockists of: **HORNBY**

• Peco • Bachmann • Lenz • Graham Farish • Wills • Ratio  
and much more including secondhand



**WARDS YARD, 133 SPRINGFIELD PARK ROAD, CHELMSFORD, ESSEX, CM2 6EE**

**01245 494455**

Open 9-5.30 Mon, Tues, Thurs, Fri, Sat. Closed Weds & Sun.

Email: **heatherwilkinson@btconnect.com** Web: **johndutfieldmodelrailways.co.uk**

## Kent

## KENT GARDEN RAILWAYS

Specialist suppliers of  
G scale and 16mm  
garden railways

LGB ♦ Accucraft

Bachmann

Aristocraft ♦ Piko ♦ Pola

Roundhouse

USA Trains, etc.

Large stocks of OO and N  
from all leading suppliers

Hornby ♦ Bachmann

Farish ♦ Heljan

Peco ♦ Dapol

Metcalfe ♦ Ratio

Wills ViTrains

Woodland Scenics, etc.

American HO and N from leading suppliers

**www.kgrmodels.com**

66 High Street, St Mary Cray, Orpington, Kent BR5 3NH

**Telephone: 01689 891668**

Shop open: Monday to Saturday 09:00 to 17:00

## Somerset

**EAST SOMERSET MODELS**  
THE RAILWAY STATION,  
CRANMORE, SHEPTON MALLET,  
SOMERSET, BA4 4QP

"MODEL RAILWAY SPECIALISTS"

We carry comprehensive stocks from the major manufacturers

**OO Gauge:** Hornby, Bachmann, Dapol, Oxford Rail, Heljan and Peco

**N Gauge:** Graham Farish, Peco and Dapol

**O Gauge:** Heljan, Peco and Dapol

We also hold a large range of modelling accessories, vehicles and scenic materials.  
Our team have over 100 years combined experience of railway modelling.  
Mail order a pleasure.

Apr-Sep: Wed, Fri, Sat 10.30am-4.30pm, Sun 11.00am-3.00pm

Oct-Mar: Wed, Fri, Sat 10.30am-4.00pm, Sun 11.00am-3.00pm

Telephone: 01749 880651 - **www.esmodels.co.uk** - Email: **mail@esmodels.co.uk**

## Sussex

## GREAT NEWS!

### Train Times Model Shop

is now open again.

Find us at

37 Seaside, Eastbourne, BN22 7NB

(01323) 722026

**traintimestoo@gmail.com**

**www.traintimesmodelshop.co.uk**





# ADVERTISERS' INDEX

|                                  |               |                                  |                 |                                 |             |
|----------------------------------|---------------|----------------------------------|-----------------|---------------------------------|-------------|
| AC Models .....                  | 140           | Ghost-Signs.com .....            | 135             | Rails of Sheffield .....        | 23, 128-129 |
| Alton Model Centre .....         | 134           | Golden Valley Hobbies .....      | 136             | Ron Lines .....                 | 139         |
| Anoraks Anonymous.....           | 140           | Harburn Hobbies .....            | 138             | Scalescenes.com .....           | 141         |
| Bachmann .....                   | 2             | Hatton's .....                   | 77, 90, 116-123 | Southwest Digital .....         | 134         |
| Book Law Publications .....      | 139           | Heathcote Electronics .....      | 136             | Test Valley Models .....        | 138         |
| C&M Models .....                 | 137           | Holt Model Railway .....         | 44              | The Airbrush Company .....      | 142         |
| Church Street Models.....        | 140           | Howes Models .....               | 138             | The Hereford Model Centre ..... | 132         |
| Coastal DCC .....                | 135           | Kernow Model Rail Centre .....   | 133             | The Hobby Shop .....            | 141         |
| Crane Sheds & Summerhouses ..... | 137           | Mega Points Controllers .....    | 137             | Tower Models .....              | 130         |
| DB Models .....                  | 134           | Metcalfe Models.....             | 126-127         | Townstreet .....                | 136         |
| Dapol .....                      | 33            | Michael Foster .....             | 107             | Trains4U .....                  | 139         |
| Digitrains .....                 | 73            | Mike Pett's Supercast .....      | 135             | Train-Tech .....                | 141         |
| Durham Trains of Stanley .....   | 141           | Model Railway Solutions.....     | 136             | Train Tees .....                | 136         |
| Ellis Clark Trains.....          | 138           | Modelrailwayscenery.com .....    | 140             | Vectis Model Auctions .....     | 142         |
| Express Models .....             | 141           | Modula Layouts.....              | 139             | Viking Optical .....            | 141         |
| Finescalebrass .....             | 135           | Morris Models .....              | 138             | Warwick & Warwick .....         | 147         |
| Fox Transfers .....              | 137           | Olivia's Trains and Models ..... | 131             | York Modelmaking .....          | 139         |
| Gas Cupboard Models .....        | 140           | Osborn's Models .....            | 135             | Youchoos .....                  | 136         |
| Gaugemaster.....                 | 124, 125, 148 | Parkwood Arts .....              | 138             |                                 |             |
| GFB Designs .....                | 140           | Peter's Spares .....             | 142             |                                 |             |

## Classified advertisers on pages 143-144

|                         |                      |                            |                         |
|-------------------------|----------------------|----------------------------|-------------------------|
| Addlestone Model Centre | East Somerset Models | Model Railway Developments | Roxey Mouldings         |
| AGR Model Railway Store | Haslington Models    | Modelmania of Bristol      | Scalespeed              |
| Branchlines             | Jacksons Models      | Monk Bar Model Shop        | Taunton Control         |
| Coach Lighting          | John Dufield For     | Nick Tozer Railway Books   | The Hobby Goblin        |
| Connoisseur Models      | Model Railways       | P&D Marsh                  | The Model Shop (Exeter) |
| Crafty Hobbies          | Kent Garden Railways | Phoenix Paints             | The Tutbury Jinny       |
| Dave Angell Trains      | Mercian Models       | Pooley's Puffers           | Train Times             |
| Derek's Transport Books | Model Bus Transfers  | Redcar Models & Hobbies    | Trident Trains          |
|                         |                      | Rhuddlan Models            | Upstairs Downstairs     |

## WIN £280 worth of books!



We've got a massive bundle of books to give away, worth over £280. Covering real railway history and model railways, our bundle is a real mixture and will be a surprise to the lucky winner.

If you want to win this bundle, go to [www.model-rail.co.uk/model-rail-competition](http://www.model-rail.co.uk/model-rail-competition) and answer the following question:

**Q:** Famous railway book publisher Ian Allan sold his first books in which year?

**A:** 1922 **B:** 1942 **C:** 1962

Closing date is Aug 4

**Don't have the internet?** Send your answer, plus your contact details, to Book Competition, Model Rail, Media House, Lynchwood, Peterborough Business Park, Peterborough PE2 6EA. For terms and conditions, go to [www.bauerlegal.co.uk/competition-terms.html](http://www.bauerlegal.co.uk/competition-terms.html)





# Backscene

The Old Sage, CHRIS LEIGH, offers more modelling miscellany



Left: Unusually showing the correct headcode, a Pressed Steel railcar (Class 121) passes the little-used Yeoveney Halt, some time in the early 1960s.

## Inspired - again!

For me, it always seems that as one project approaches its end, the next comes into my mind. I didn't go actively seeking inspiration as work on my Cornish harbour layout, 'Polwyddelan', drew to a close, but I think events have conspired to do just that.

First, on a recent visit to Staines, I went walkabout on the common land known as Staines Moor, seeking any remnants of the Staines West branch, which was lifted some 36 years ago. A few weeks later and I was back down in the Home Counties, at Aylesbury, to take a last ride on a Class 121 railcar before the last two were withdrawn from service.

The link is that the first Class 121 that I ever saw was at Staines West. Thereafter, I used them frequently whenever I went trainspotting at Iver and on any other occasion when the branch to West Drayton offered a viable alternative to the Southern Region EMU to London or Reading.

I've always told would-be layout builders to visit their chosen location for inspiration, even if they know that there's little left to see. What I found at Staines was a completely changed scene from what I remembered. The open landscape that I used to see from the train has largely disappeared.

True, the moor is still there, though nibbled away by gravel extraction. To the west, in the direction of what was Yeoveney Farm, is now the M25 motorway and the Datchet reservoir. A little further north, Poyle Halt lies under Junction 14 of the motorway.

To the east, the scene is much as it was, but the trees and undergrowth on the trackbed restrict the view. Once, the silence was broken by the passing overhead of a Boeing 377 Stratocruiser or a Vickers Viscount. Now the constant roar of the motorway scarcely gives way to the new 'quiet' jets departing from Heathrow every few seconds.

For a short distance there's a trackbed footpath along the embankment that led down to Yeoveney Halt, and it's easy enough to spot the raised ground where the 1941-built spur linked the branch to the Southern Railway. As this was never officially lifted, there are even bits of rail and the odd sleeper still to be seen in the bushes. But this was once open ground and now there are trees and thick undergrowth which have changed the character completely. It sent me scuttling back to my collection of photographs, and what had begun as the germ of an idea started to evolve into a project. Events took their conspiracy a stage further when my daughter's house purchase completed and she took her belongings out of my spare room. I guess you can see where this is heading...

In May 2016 *Backscene*, I mentioned the Dapol Class 121 railcar that had tempted me to dabble in 'N' gauge once more. I've now got a Farish '64XX' and an autococh. I know it should be a '54XX' for the Staines branch, but it's close enough. Now I just need the revised GWR railcar with the DCC-ready chassis, but perhaps I can build the layout before it arrives.

Below: It's hard to believe that this is the same site, but look closely and the concrete blocks which supported the rear of the platform still lie among the trees.




## A primitive Class 121

I've said before that my interest in the Pressed Steel railcars began back in the 1960s. Browsing my files (all my photographs and drawings are kept in boxes and plastic crates) for background to review Dapol's Class 122, I came across a photograph of my first Class 121 model. It had Plastikard sides and ends, a Kitmaster roof and motor bogie, and K's bogie sideframes. The latter were the only components available for a DMU, without scratch-building.


What proved to be even more interesting is the drawing which I worked from. It was probably drawn while I was still at school, and it certainly used everything that I had learned in technical drawing class with Mr Osborne. He used to call me 'Tramlines Leigh' as I frequently drew double lines when my ruler slipped, and he knew of my railway interest. I've now no idea if I obtained any proper dimensions, or if so, how I did it. The railcar used to stand at the terminus for a while, so I might well have run a ruler over some basic details.

My second attempt at modelling a Class 121 was an MTK kit, but that's another story! Maybe it can be told sometime soon.



Above: My first W55021 model was almost completely scratch-built when I was a teenager.

Left: The school pencil drawing that I worked from. The partial inking-in was done years later. BOTH: CHRIS LEIGH COLLECTION



**WANT MORE BACKSCENE? VISIT THE CHRIS LEIGH BLOG HERE: [www.model-rail.co.uk/new-blog/](http://www.model-rail.co.uk/new-blog/)**



# Selling your model railway

Warwick and Warwick have an expanding requirement for early to modern collections of British and Foreign trains and train sets from large accumulations to items of individual value. Our customer base is increasing dramatically and we need an ever larger supply of quality material to keep pace with demand. The market has never been stronger and if you are considering the sale of your collection, now is the time to act.



**FREE VALUATIONS** - We will provide a free, professional valuation of your collection, without obligation on your part to proceed. Either we will make you a fair, binding private treaty offer, or we will recommend inclusion of your property in our next public auction.

**FREE TRANSPORTATION** - We can arrange insured transportation of your collection to our Warwick offices completely free of charge. If you decline our offer, we ask you to cover the return carriage costs only.

**FREE VISITS** - Visits by our valuers are possible anywhere in the country or abroad, usually within 48 hours, in order to value larger collections. Please phone for details.

**ADVISORY DAY TOWNS** - We are staging a series of advisory days and will be visiting the following towns within the next few weeks: **Borehamwood, Bicester, Skipton, Wigan, Slough, Melton Mowbray, Carmarthen, Cardiff, St. Helens, Congleton, Stoke on Trent, Sunderland, Scarborough, Newbury, Burnley, Oldham, Runcorn and Northwich.** Please visit our website or telephone for further details.

**EXCELLENT PRICES** - Because of the strength of our customer base we are in a position to offer prices that we feel sure will exceed your expectations.

**ACT NOW** - Telephone or email Richard Beale today with details of your property



## Get the experts on your side!



### Warwick & Warwick

AUCTIONEERS AND VALUERS

[www.warwickandwarwick.com](http://www.warwickandwarwick.com)

Warwick & Warwick Ltd., Chalon House, Scar Bank,  
Millers Road, Warwick CV34 5DB England

Tel: (01926) 499031 • Fax: (01926) 491906

Email: [richard.beale@warwickandwarwick.com](mailto:richard.beale@warwickandwarwick.com)





# GAUGEMASTER *Spotlight* Structures



## FORDHAMPTON OO SCALE PLASTIC KITS

### OO SCALE FORDHAMPTON BUILDING KITS

Fordhampton is a bustling market town on a busy mainline running through the rolling South Downs. With both local and express services steaming through, Fordhampton Station serves all kinds of trains from commuters travelling to and from London as well as excursions to the seaside at Brighton! Wherever you are going the station master will be happy to help you get to your destination. To build the Fordhampton range of plastic kits, we recommend Faller FA170492 Expert Kit Glue. To view articles about building and finishing the kits in the Fordhampton range, go to [www.gaugemaster.com/Fordhampton](http://www.gaugemaster.com/Fordhampton)

#### GM401 Fordhampton Station Plastic Kit

Pre-coloured in 4 colours with brick and stone overlays. Built up kit measures approximately 240mm x 73mm (9.4" x 2.9") not including canopy. Additional painting may be required if desired.

#### GM402 Fordhampton Signal Box Plastic Kit

Pre-coloured in 3 colours with brick and stone overlays. Built up kit measures approximately 94mm x 46mm (3.7" x 1.8") Additional painting may be required if desired.

#### GM403 Fordhampton Footbridge Plastic Kit

Pre-coloured in 3 colours. Built up kit measures approximately 150mm x 220mm (5.9" x 8.7") Additional painting may be required if desired.

#### GM404 Fordhampton Level Crossing Plastic Kit

Pre-coloured in 2 colours. Built up kit measures approximately 100mm x 120mm (3.9" x 4.7") Additional painting may be required if desired.

#### GM405 Fordhampton 1960s Three Bedroom House Plastic Kit

Pre-coloured in 3 colours. Built up kit measures approximately 125mm x 85mm (4.9" x 3.3") Additional painting may be required if desired.

#### GM406 Fordhampton Locomotive Depot Plastic Kit

Pre-coloured in 3 colours. Built up kit measures approximately 255mm x 173mm (10" x 6.8") Additional painting may be required if desired.

#### GM407 Fordhampton Carriage Platform Plastic Kit

Pre-coloured kit. Built up kit includes two lengths measuring 390mm x 22mm (15.4" x 1") each. Additional painting may be required if desired.

#### GM408 Fordhampton Village Stores/Public House Plastic Kit

Pre-coloured in 3 colours. Built up kit measures approximately 85mm x 132mm (3.3" x 5.2") Decals are provided for both a pub or a village stores.

#### GM410 Fordhampton Surgery Plastic Kit

Pre-coloured in 4 colours. Built up kit measures approximately 165mm x 132mm (6.5" x 5.3") Sticker sheet included allows you to build either a Doctors, Nursing Home, or Dentist. Extra painting may be required if desired.

#### GM411 Fordhampton Farm House Plastic Kit

Pre-coloured in 4 colours. Built up kit measures approximately: Main Building 125mm x 70mm (4.9" x 2.8") Outbuilding 70mm x 29mm (2.8" x 1.1")

#### GM412 Fordhampton Gasometer Plastic Kit

Pre-coloured in 3 colours. Built up kit has a diameter of approximately 176mm (6.9")

#### GM413 Fordhampton Nurseries Plastic Kit

Pre-coloured in 3 colours and clear parts. Built up kit measures approximately: Main Building 110mm x 68mm (4.3" x 2.7") Outbuilding (x2) 70mm x 40mm (2.8" x 1.6")

## OO SCALE LASER CUT FENCES AND SHEDS

*These kits of wooden prototypes couldn't be more realistic as they are literally made of wood! How about that for ultimate realism?*



**GM451**  
Wooden Fencing Laser Cut Kit  
3 x 100mm Lengths



**GM452**  
Wooden Fencing with Lattice Top Laser Cut Kit  
3 x 100mm Lengths



**GM453**  
Garden Shed Laser Cut Kit

## PRICES

| Code  | Description                                | RRP    |
|-------|--|--------|
| GM401 | Fordhampton Station Plastic Kit            | £25.95 |
| GM402 | Fordhampton Signal Box Plastic Kit         | £12.95 |
| GM403 | Fordhampton Footbridge Plastic Kit         | £18.95 |
| GM404 | Fordhampton Level Crossing Plastic Kit     | £13.95 |
| GM405 | Fordhampton 3 Bedroom House Plastic Kit    | £15.95 |
| GM406 | Fordhampton Locomotive Depot Plastic Kit   | £20.95 |
| GM407 | Fordhampton Carriage Platform Plastic Kit  | £9.95  |
| GM408 | Fordhampton Village Stores/Pub Plastic Kit | £17.95 |
| GM410 | Fordhampton Surgery Plastic Kit            | £15.95 |
| GM411 | Fordhampton Farmhouse Plastic Kit          | £15.95 |
| GM412 | Fordhampton Gasometer Plastic Kit          | £19.95 |
| GM413 | Fordhampton Nurseries Plastic Kit          | £19.95 |
| GM451 | Wooden Fencing Laser Cut Kit               | £5.95  |
| GM452 | Wooden Fencing Lattice Top Laser Cut Kit   | £5.95  |
| GM453 | Garden Shed Laser Cut Kit                  | £6.95  |

**GAUGEMASTER** products are available from your local Model Shop or, in case of difficulty, direct from ourselves.

**GAUGEMASTER** Controls Ltd, Gaugemaster House, Ford Road, Arundel, West Sussex, BN18 0BN, United Kingdom  
tel - 01903 884321 Fax - 01903 884377 email - [sales@gaugemaster.co.uk](mailto:sales@gaugemaster.co.uk) web - [www.gaugemaster.com](http://www.gaugemaster.com)