

2010 EDITION


G. **BST** g's

LIONEL TRAINS

NEW
SECTION ON
BOXES

POCKET PRICE GUIDE
1901-2010





ALLEN COUNTY PUBLIC LIBRARY



3 1833 05543 8573

Greenberg's
GUIDES®

LIONEL® TRAINS

POCKET PRICE GUIDE

Edited by Roger Carp



Kalmbach Books

21027 Crossroads Circle
Waukesha, Wisconsin 53186
www.kalmbach.com/books

© 2009 by Kalmbach Books

All rights reserved. This book may not be reproduced in part or in whole by any means whether electronic or otherwise without written permission of the publisher except for brief excerpts for review.

Published in 2009
Thirtieth Edition

Manufactured in the United States of America

ISBN: 978-0-89778-537-2

Front cover photo: No. 2321 Fairbanks-Morse Lackawanna Train Master diesel from Lionel Postwar Conventional Classics FM Thunderbird freight set 6-31776 cataloged in 2008

Back cover photo: Model 352 ice depot with 6352 Pacific Fruit Express boxcar catalogued in 1955-57

Lionel® and American Flyer® are registered trademarks of Lionel LLC, Chesterfield, Michigan.

We constantly strive to improve Greenberg's Pocket Price Guides. If you find missing items or detect misinformation, please contact us. Send your comments, new information, or corrections via e-mail to books@kalmbach.com or by mail to Lionel Pocket Price Guide Editor at the address above.

CONTENTS

Introduction.....	4
How to read this guide	6
How products are listed	9
How values are determined	13
Collecting and operating Lionel trains.....	15
Protecting and insuring your trains	17
Lionel trains marketplace.....	19
Section 1: Prewar 1901–1942.....	24
Section 2: Postwar 1945–1969	64
Section 3: Modern era 1970–2010	104
Section 4: Modern tinplate.....	306
Section 5: Club cars and special production.....	308
Section 6: Boxes	330
Abbreviations	332

INTRODUCTION

The latest and greatest guide

Welcome to the latest edition of what hobbyists regard as the most authoritative and trusted price guide for toy trains and accessories manufactured by the company now known as Lionel LLC. Whether you are a longtime Lionel enthusiast or a newcomer to the toy train hobby, you'll find the information needed to identify and evaluate thousands of items made by Lionel between 1901 and 2010. Most of all, you will have at your fingertips the most up-to-date prices for locomotives, freight cars, passenger cars, stations, tunnels, signals, track sections, transformers, and other items.

The *Lionel Pocket Price Guide 1901-2010* contains information on just about every toy train product marketed by Lionel since it brought out its first trains in 1901. Lionel has, with the exception of two years during World War II when federal restrictions prevented it from manufacturing toy trains (1943 and 1944), continued to bring out innovative and entertaining models ever since.

What is listed and what isn't

Almost every Lionel toy train produced over the years is listed in the pages that follow. The only notable items not included are the boxed train sets (what Lionel referred to as *outfits*) offered just prior to and after World War II. These outfits are omitted because, to be considered complete, they must have all the items, including ancillary ones, that Lionel packed with them. Furthermore, they should be in their original boxes. This level of completeness puts outfits beyond the scope of this pocket guide.

Also left out of this pocket guide are some rare items that have surfaced. These unique pieces include mock-ups of products that were assembled by members of Lionel's Engineering Department. They include models created for company executives to evaluate different paint and lettering schemes. These items, some of which are truly one of a kind, are considered so scarce that values cannot be assigned to them.

Lionel marketed smaller HO scale trains between 1957 and 1966 and from 1974 to 1977. None of these locomotives and cars are included in this price guide nor are Lionel's large scale models.

This edition of the *Lionel Pocket Price Guide* contains information about new additions to the product line as described in Lionel catalogs, press releases, and other sources. Any additions that Lionel makes to its line after this book is printed will be reported in the 2011 edition.

In addition, the *Lionel Pocket Price Guide* provides information about items associated with Lionel yet

not mentioned in its catalogs. These uncataloged or promotional items include unique train sets and specially decorated locomotives and cars that Lionel produces for national and regional toy train collecting and operating groups, museums, local railroad clubs, and other customers.

Models not listed in the guide

As hard as the contributors and editors try to make this guide complete, they occasionally miss something. If you discover a Lionel model that is not listed here, there are a few steps to take.

First, determine whether or not Lionel made it. Somewhere on almost every locomotive, car, and accessory, Lionel placed a mark to identify itself as the manufacturer.

Then, verify that your item was either a part of the cataloged line or a promotional piece offered by a toy train organization, museum, or other group. This process involves finding a reference to it in a Lionel catalog or in paperwork available from the sponsor.

Check that your item is legitimate by asking the opinion of other toy train enthusiasts, including dealers and hobby shop owners. Contact hobbyists with experience and knowledge of Lionel trains.

Once you are sure that you have a legitimate and original item, send a description and a color photograph of it to Kalmbach Publishing Co.

When to consult this guide

Many readers of the *Lionel Pocket Price Guide* use it after the fact. They already have some trains and accessories and now want to identify and evaluate those items. Maybe someone lucked upon a bridge at a garage sale and wants to know whether it's a 300 Hell Gate or a 314 deck girder type. Somebody else needs to provide his or her insurance agent with a complete list of O gauge locomotives that includes their conditions and current values. This guide contains the information needed to identify that bridge as well as determining present values for that engine roster.

In addition, the *Lionel Pocket Price Guide* can help you think about what to acquire in the future. That's really when the fun begins! You just have to spend some time considering how you want to approach the hobby. Collect, operate, or both? Prewar, postwar, or modern? Particular types of locomotives or cars? Favorite railroads? Promotional items?

Once you have a general idea of how to enjoy this hobby, you can make informed decisions about which trains you want.

HOW TO READ THIS GUIDE

Number	Description	Condition	Good	Exc	Cond/S
2561	Vista Valley Observation Car, 59-61 *		130	300	—
X6454	NYC Boxcar, 48				
	(A) Brown body		20	51	—
	(B) Orange body		42	123	—
	(C) Tan body		17	36	—
6475	Libby's Crushed Pineapple Vat Car, 63 u		25	75	—

Identifying a catalog number

A Lionel catalog number is usually stamped, printed, engraved, or painted on an item. However, some products do not contain a catalog number. In these cases, you can match the product with its catalog number through a comprehensive reference book, such as one of Greenberg's Guide To books, or various Web sites including www.Lionel.com, where you can find past and current catalogs.

Two-, three-, and four-digit numbers predominated during the prewar and postwar periods. Four- and five-digit numbers have been most common during the modern era.

On the models, catalog numbers often double as road numbers, which were added to locomotives and cars to enhance an item's realism. Sometimes separate road numbers were added. Lionel also placed other numbers on its rolling stock to make it look more realistic. Numbers having a prefix of HT or WT refer to the height and weight of the full-sized prototype on which a car was modeled. A Built date or a New date does not necessarily indicate the actual year Lionel made or cataloged a car.

Locating an item

Each section is arranged in numerical order by catalog numbers. Items with one or more zeroes as placeholders are listed before numbers without placeholders. For example, a 042 pair of switches is found in front of a 42 electric locomotive.

In the prewar and postwar sections, some items such as transformers and track pieces, are identified by a letter. These products follow the numbered items, and products without numbers are also found at the end of the section.

Reading an entry

Every entry begins with the product's catalog number assigned by Lionel. (Club and special production cars may have numbers that were assigned by the group.)

A basic description of the model follows. It gives the type of product, lists the name of any railroad identified with it, and includes identifying characteristics, such as color or lettering. If the item has a road number that differs from its catalog number, that number is shown in quotation marks. Abbreviations used in the descriptions, including those of railroad names, are listed at the back of the price guide.

Next, you'll find the year or years during which that item was part of Lionel's cataloged product line. The years are shown in italics. If a year is followed by a *u*, then this item is considered to be uncataloged. It was not part of the cataloged line but was a promotional item that Lionel made or sponsored for an outside business or group.

Some entries show an asterisk (*) after the year, which means that one or more reissues of the item have been made. Lionel reissues of prewar Standard and O gauge trains and accessories appear in section 4.

Many entries feature variations, each indicated by a separate letter (A, B, and so forth). Variations amount to slight yet noteworthy differences in appearance that distinguish models that otherwise seem identical. These differences can relate to color, lettering, and details that were added or deleted. For items having many variations, an entry may not include every variation.

An entry concludes with an indication of the value of the item for several common conditions.

Condition

Lionel enthusiasts should be familiar with the condition and grading standards established by the Train Collectors Association, which are used as the basis for evaluating the condition of toy trains and accessories:

C-10 Mint: brand new – all original, unused, and unblemished.

C-9 Factory New: same condition as Mint but with evidence of factory rubs or slight signs of handling, shipping, and being test run at the factory.

C-8 Like New: complete and all original with no rust or no missing parts; may show effects of being displayed or signs of age and may have been run.

C-7 Excellent: all original and may have minute scratches and paint nicks; no rust, no missing parts, and no distortion of component parts.

C-6 Very Good: has minor scratches, paint nicks, or minor spots of surface rust; is free of dents and may have minor parts replaced.

C-5 Good: shows evidence of heavy use and signs of play wear – small dents, scratches, minor paint loss, and minor surface rust.

- C-4 Fair:** shows evidence of heavy use – scratches and dents, moderate paint loss, missing parts, and surface rust.
- C-3 Poor:** requires major body repair and is a candidate for restoration; major rust, missing parts, and heavily scratched.
- C-2 Restoration:** needs to be restored.
- C-1 Junk:** parts value only.

In this guide, values are listed for prewar and postwar trains in Good (C-5) and Excellent (C-7) conditions. For modern-era trains, including special production and club cars, the values for Excellent (C-7) and Mint (C-10) are shown.

You may also see NRS listed as a value in the guide. NRS (No Reported Sales) refers to an item for which no adequate pricing data is available. Typically, these items are so scarce that only a handful have been reported.

Determining a model's condition

Look over a model carefully to see whether it has suffered serious damage, including warping and breaking. Then note whether any parts are missing. Feel for dents in metal and cracks in plastic. Check for areas marred by rust, mildew, or chipped paint.

The TCA condition standards will assist you in evaluating your model, such as deciding whether a prewar or postwar model falls below Good or above Excellent.

The assessment of a toy train's value is based on the expectations that it has not been modified and that all parts are present and original to it. Repainting or relettering a model seriously undermines a train's value, regardless of how beat-up and scratched it may have been before undergoing modification. Any model that has been altered should be labeled as a restoration; potential buyers deserve to be informed about how it has been modified, so they do not mistake it for an original.

A model that is missing some parts should be sold *as-is* or have those parts replaced by identical originals. A tank car cataloged in 1935 that needs a brake wheel must have a part from 1935 put on it to be considered a true original. Adding a brake wheel from 1936 undermines the car's legitimacy as much as adding one from 2009 does.

The same rule applies to the ancillary items that came with various models. The value of a flatcar may depend largely on the miniature airplane or rocket packed with it; therefore, having a load that is a genuine original is essential to maintaining the value of that flatcar. Similarly, freight loaders must have whatever cargo came with them (coal, logs, trailers, and so forth). Reproductions should be identified as such.

HOW PRODUCTS ARE LISTED

The *Lionel Pocket Price Guide* has been divided into six major sections. The first three are based on the time period associated with a particular item's manufacture. Spend any amount of time among knowledgeable Lionel hobbyists and you're sure to hear them toss around the terms *prewar*, *postwar*, and *modern*. These general terms refer to the period when a train or other item was described or pictured in a Lionel catalog.

The first two sections use World War II as a dividing point. Prewar fits anything cataloged by Lionel from its initial line in 1901 to 1942, when federal restrictions curtailed toy train production. Postwar fits anything cataloged from 1945 to 1969.

In 1969, the Lionel Corp. leased the rights to manufacture and market its trains to General Mills, an act that effectively concluded the postwar period of Lionel's history. What hobbyists refer to as the modern era now covers 40 years.

Purpose categorizes sections 4 and 5. A particular item could be a reissue of an older one or an item produced to benefit a club or an organization but was not publicized in Lionel catalogs.

Original product boxes constitute a separate section.

Section 1: Prewar 1901-1942

Section 1 of the *Lionel Pocket Price Guide* is devoted to the prewar period. The entries cover just about every train, accessory, and transformer associated with Lionel's line during its first 42 years.

The only outfits listed are those of articulated streamlined trains that consist of a powered unit and attached unpowered cars.

In an item's listing, the basic description specifies its gauge (the distance between the inside of the outermost rails). During this time, Lionel catalogued models in four sizes. It is noted in parentheses whether an item is 2 $\frac{7}{8}$ -inch, Standard (2 $\frac{1}{4}$ inches), O (1 $\frac{1}{4}$ inches), or OO ($\frac{3}{4}$ inches). O gauge models intended to run on tighter 27-inch-diameter track belong to Lionel's O27 gauge line and are identified as such.

Transformers, rheostats, and many accessories were not limited to a single gauge, so their descriptions do not specify a gauge.

Section 2: Postwar 1945-1969

Section 2 concentrates on the postwar period. Nearly every train and accessory (except outfits) that Lionel cataloged between 1945 and 1969 has its own listing. By this time, Lionel no longer made trains in 2 $\frac{7}{8}$ -inch, Standard, or OO gauge. Instead, it offered trains that ran on track that had a diameter of either 31 inches (O gauge) or 27 inches (O27 gauge). However, the entries in this section do not distinguish between O and O27 since only a handful of locomotives and cars could operate solely on the wider curves.

Section 3: Modern era 1970-2010

Section 3 shows the trains (including outfits), accessories, transformers, and other items that Lionel has cataloged since 1970. The modern era encompasses the products of three companies: Model Products Corp. (MPC, a division of General Mills), 1970-85; Lionel Trains Inc. (LTI), 1986-95; and Lionel LLC (LLC), 1996-2010.

These incarnations of Lionel are responsible for an enormous inventory of trains, transformers, and accessories. Cataloged and uncataloged O gauge items (ranging from the near-scale Standard O to the toy-like O27) can be found within the pages of this section, while reissues of prewar Standard and O gauge items appear in section 4.

All items in section 3 are arranged according to their Lionel catalog number (omitting the number 6 used as a prefix). The descriptions of products made during the modern era may include information that relates to where in the product line a particular item belongs. Models derived from MPC designs have been described as *traditional*. Rolling stock whose dimensions and features approach scale realism may be designated as Standard O (abbreviated as std O). Locomotives equipped with TrainMaster Command Control are identified as such, often with the abbreviation CC.

Section 4: Modern tinplate

Section 4 covers a category of modern-era trains that is referred to as Modern Tinplate. Here you'll find reissues of Standard and O gauge trains and accessories dating from the prewar period that LTI and LLC brought out for the purpose of satisfying a growing market. Also included in this section are a few Standard gauge trains that Lionel LLC has created, based on new designs.

Section 5: Club cars and special production

Section 5 gathers the various items, principally locomotives and rolling stock, that Lionel has made or sponsored for different hobby organizations, museums, and businesses since the 1970s. These uncataloged club cars and special production items are arranged according to the groups that offered them for sale. Those groups are listed alphabetically; regional divisions of national organizations follow the parent organization's listing. Within each subordinate section, items are listed in a numerical (not chronological) order, with a basic description similar to that used for cataloged entries.

Section 6: Boxes

Over the past 20 years, original boxes and other forms of packaging have assumed significance for some collectors. These hobbyists insist that the trains they buy come in the boxes and have the paperwork and ancillary pieces (inserts, instruction sheets, and envelopes) that the manufacturer packed with them before offering them for sale.

Cardboard boxes, inserts, and assorted sheets of paper are more fragile than die-cast metal or plastic trains. They were also deemed to be less important to the children playing with toy trains long ago and so were not treated with the same care. Instruction sheets were lost, and boxes were discarded. As a result, fewer boxes and instruction sheets have survived than have the trains and accessories that went with them.

In some cases, the box that a particular locomotive, car, or even outfit came in is now valued above the item itself. As the interest in boxes grows, and more information gathered, this section will grow.

Boxes are evaluated according to standards and conditions established by the Train Collectors Association, similar to those developed for toy trains and accessories:

- P-10 Mint:** brand new – Box is free of all flaws. Flaps appear to never have been opened, and edges are crisp. No rusty staples, tears, fading, or wear marks. Contains original contents and all applicable sealing tape, plastic wrap, and staples.
- P-9 New:** Same as P-10 except box may have a store or dealer stamp as well as an original handwritten price or a price tag.
- P-8 Like New:** Same as P-9 except box has been opened and original contents may be missing. Original sealing tape has been neatly slit or staples carefully removed. Box is complete with all inner liners and flaps.

- P-7 Excellent:** Same as P-8 except box shows signs of moderate usage from being opened and closed. Box is completely intact but may have edges with minute damage. May have rusty staples.
- P-6 Very Good:** Same as P-7 except box shows signs of usage. Box is completely intact but may show weathering or slight fading. It may contain pencil marks, ink marks, or a foreign substance such as rust, grease, or oil. Edges are minutely damaged. All liners and flaps are present, but inner flaps may require strengthening with archival tape. The box can still safely store its original contents.
- P-5 Good:** Same as P-6 except box shows much use. Edges may be damaged, and box may have extensive color fading but no evident water damage or cardboard deterioration. All exterior flaps are present; however, they may be mended or reattached with transparent tape. Box liners may be missing. Inner flaps may be missing or reattached with transparent tape. With care, the box can still store original contents. (Any box repaired with non-archival tape cannot be graded above P-5.)
- P-4 Fair:** Same as P-5 except one or both exterior flaps are missing. Box cannot safely store its original contents. Some printing may be illegible.

Values for postwar boxes in this section are shown for Good (P-5) and Excellent (P-7) conditions.

HOW VALUES ARE DETERMINED

Every user of the *Lionel Pocket Price Guide* wants to know how the values are ascertained. There's nothing mysterious or arbitrary about the process. Over the years, we at Kalmbach Publishing Co. have gained the cooperation of many dealers and hobbyists, some of whom serve on our national review panel. These knowledgeable individuals share information about the trains and accessories they have bought and sold. They report on transactions conducted at meets across the United States and in retail outlets, auctions, and online. The editors of this guide study the information and supplement it with data from the publications of hobby groups that relates to buying and selling Lionel trains.

The values presented here are an averaged reflection of prices for items bought and sold across the country over the year prior to the publication of this edition. These values are offered as guidelines and should be viewed as starting points that buyers and sellers can use to begin informed and reasonable negotiations.

In a listing, the value of a steam locomotive includes a tender, even if the tender is not listed in detail. The value of steam locomotives, particularly prewar items, may be affected significantly by the type of tender included.

Values for individual items may differ from what is listed in this price guide due to a few key factors. Where collectible trains are scarce and demand outruns supply, actual values may exceed what is shown. Values may also rise where certain items are especially popular, often because of their road names. And as with all collectibles, national and local economic conditions will impact values, which tend to drop when times are tough and demand falls.

Another factor influencing what a toy train is worth relates to the venue in which it is being sold. Antiques dealers generally ask more for an item than do folks putting it out at a garage sale. Mail-order and retail outlets tend to charge more for trains than do individuals at shows because they need to be compensated for the additional costs generated by operating a store, compiling and distributing price lists, and packing and shipping trains. Of course, the cost of any item can balloon far beyond its listed value when two or more people compete for it at a live or online auction.

Original packaging

When the first editions of this guide were published, less interest in boxes existed. That has since changed, although the consensus of opinion holds that only items in Like New or better condition require their original packaging to maintain their high level of value. For that reason and because demand for boxes and related paperwork affects only the top echelons of collecting, the values given for items in Good and Excellent condition are not based on the expectation that a box and other associated items are present.

Items that do have their original packaging, especially if it is complete and undamaged, command a premium among collectors of prewar and postwar trains. No hard-and-fast rules can be stated as to how much higher their value is over the same items in Excellent condition. Generally speaking, though, boxed items in Like New condition are valued about 50 percent above the same item without a box.

Using the values

The values listed should be considered to be what a consumer would pay – more or less – to get a particular item in a specific condition. One collector selling that item to another would probably ask the stated value and expect to get something close to it.

However, someone selling that same item to a person or business that intends to resell it (a train dealer) is unlikely to receive the stated value. Experience shows that sellers get about half the amount. Dealers offer less than the stated value so that they can then raise their asking price in hopes of earning a profit when reselling an item.

Regardless of whether you are buying or selling a toy train, you should proceed with care and acquire as much knowledge as you can. Start by consulting this price guide and then, if possible, learn more about the item that interests you. You can read more about it in one of the comprehensive reference guides on toy trains and ask more experienced hobbyists for their opinion about the item's condition and value.

COLLECTING AND OPERATING LIONEL TRAINS

The chances are pretty good that, if you've made it this far in the price guide, you already have a strong interest in toy trains. Perhaps you discovered your grandfather's Lionel accessories in the family attic and are attempting to determine their value. Maybe you received a Lionel outfit as a child and are trying to piece together what you remember playing with. Or you could be looking for a new hobby.

You've come to the right place! Enjoying toy trains is something that you can do by yourself or with family members and friends.

Finding a specialty

Reasons to collect and operate Lionel trains and accessories abound. Some hobbyists are motivated by nostalgia. Other enthusiasts have fun restoring beat-up models. Buying and selling trains for a profit drives some others. Once you decide why you like Lionel trains, you can make some decisions about which items you want to collect or operate.

Many hobbyists choose to specialize and profess to having a favorite era of Lionel history. The post-World War II decades, when Lionel trains were the finest and most sophisticated toy a child could receive, boast the largest following among Lionel enthusiasts. Other people, including many who were born long after World War II, vote for prewar trains. Some opt for the beauty and heft of Standard gauge, and others vote for the colorful, toy-like models that characterized Lionel's O and O27 gauge lines.

The modern era of Lionel production is gaining more supporters, thanks to the tremendous variety of trains manufactured over the past 40 years. You can specialize in modern tinplate (and venture into the prewar period for original versions of these contemporary reissues). You can focus on a particular railroad and fill your train room with Illinois Central, New Haven, or Southern Pacific locomotives and rolling stock. You can acquire only steam locomotives, only boxcars, only freight loaders, or any other "only" that pleases you.

Finding and buying items

After compiling a list of what you're looking for – or at least have in mind a train or two that you'd love to own – you're ready to join the hunt. The information in this price guide will assist you when attending train meets, visiting hobby shops, and bidding in online auctions.

Some hobbyists report making great finds by combing through boxes at estate and garage sales or by placing

ads for old trains in newspapers and magazines. By and large, however, you're less likely to discover an outfit in a private home or the bargain bin of a charitable group. Those sources, once so rich for collectors, are rapidly drying up.

What has jumped in importance for individuals buying and selling toy trains in recent years is the Internet. Rather than spread out their inventory on tables at a meet, people are depending on online auction sites to sell their trains. Buyers benefit because they no longer have to travel to search for the trains they want. Investigations can be conducted from your living room at any hour of the day.

The starting point when you're buying any toy train is to proceed with care and knowledge. If the train is not accessible, gather as much information as you can from pictures and descriptions of what's being offered.

And pose questions about the item. Don't hesitate to ask the seller about a car's condition or a locomotive's performance. (At some train meets, the sponsor sets up a short track for testing locomotives.) Find out whether an outfit that's said to be complete has all its components, including paperwork. Discover whether an item purported to be original has been restored, right down to its couplers, trucks, and load.

Longtime hobbyists prefer to deal with individuals they know and have done business with previously. Newcomers should look to their more experienced friends and associates for guidance here, although most regular dealers conduct business fairly and honestly and so encourage customers to return. When buying from someone online, check the feedback that the seller has been given, so you know whether previous customers believe they have been treated fairly and professionally.

Let's suppose that you have ample information about an item that you want. All your questions have been answered. You're satisfied with its condition and performance. And you understand that it is being sold as-is. What you do next depends on where you are.

If you're attending a train meet or yard sale, you can either pay the ticketed price or, as is the practice, make an offer 10 to 20 percent below it. Some sellers stick firmly to their asking price. Others enjoy the negotiating and recognize that they'll have to make a slight concession to close the deal.

If you're buying a train at a hobby shop, dickering over prices is less common, especially when the item purchased is brand new or in current production.

If you're participating in a live or online auction, be sure you have a firm sense of how much you can reasonably bid. And remember to factor in any shipping, insurance, and miscellaneous costs.

PROTECTING AND INSURING YOUR TRAINS

Caring for your trains

What you do with your Lionel trains and accessories once you acquire them is up to you. Arranging them on open shelving for the world to admire is one choice; putting them on a layout is another. Either way, however, your new prizes will gradually gather dust and maybe a bit of moisture. The lighting you install may affect their finish.

Should you be worried about your trains fading, corroding, or disintegrating? Not really. The metals that Lionel used (sheet as well as die-cast) and the types of plastic have, by and large, stood the test of time. So has the applied lettering and the paints sprayed over the frames and chassis. Lionel trains and accessories are rugged and durable, so the chances of them being damaged under normal conditions are small.

Still, your peace of mind will be made greater if you take some simple precautions when displaying and storing your trains, regardless of their age, materials, and value.

Temperature: Maintain your train room at an even and moderate temperature. Install a thermometer to ensure the room stays between 55 and 72 degrees Fahrenheit.

Humidity: Have one dehumidifier running at all times in your train room. Use two dehumidifiers if you store your models in a basement, where water vapor can cause metal parts to rust. Buy a hygrometer (available from hardware stores and home improvement centers) to measure the humidity, which should be kept at 50 to 60 percent.

Cleaning: Items kept out on shelves or a layout should be cleaned on a regular basis. Use a soft brush or a can of compressed air to remove dust. If a more thorough cleaning is necessary, use warm water and a mild soap (liquid dishwashing detergent works well). Avoid dampening lettering and decals that may be marred by the water. Finish by drying everything carefully with a warm cloth towel or a hair dryer.

Wrapping: Items not on display or in operation should be stored with care. Start by drying anything you plan to store with a warm cloth towel. When all the moisture has been removed, wrap sheet metal and plastic items in two or three sheets of acid-free (alkaline) tissue paper. Do not wrap them in newspapers, plastic bubble wrap, or old clothes. Make sure to wrap flatcar loads separately, after removing elastic bands and tie-tapes.

Labeling: Once you have finished wrapping an item, add a note to identify it. Write down the catalog or product number, the type of model, and other pertinent data.

Storing: Place wrapped and labeled items inside the boxes they came in or in storage boxes. Cover any staples or metal stabilizers in the boxes that can scratch your trains. Then place one or two packets of silica gel inside each box to reduce moisture, protecting the boxes from mold and mildew and the trains from rust. Store the trains in a cupboard, drawer, or other dark, dry area. Always keep them out of direct sunlight and fluorescent lighting.

Insuring your trains

The protection you give individual models by cleaning and storing them properly in a climate-controlled environment should be matched by the protection you give your entire collection. Valuable toy trains should be insured against damage or theft.

Information: Contact your insurance agent or company and ask about collectible insurance riders or policies. Discuss the coverage and rates available. You can get information that applies specifically to toy train collections from agencies that advertise such policies in toy train magazines and publications put out by toy train collecting groups.

Inventory: Regardless of the size and value of your collection, it's smart to keep an up-to-date written inventory, which is required for most insurance policies. In addition, keep track of what you acquire to avoid purchasing duplicates.

Each entry should start with a description of the item, including its manufacturer, type of model, catalog number, year (if known), railroad name, color, original packaging (if relevant), and other important characteristics. Next, evaluate the item's condition. Finally, using this price guide, note the value of the item.

Photos: In addition to your written inventory, you may wish to photograph your entire collection or layout. At the very least, take pictures of the most significant and expensive items that you own to supplement the written descriptions. A digital camera works well for creating a visual record of what you have. A video camera can also be used for this task, but be sure to take your time and get sharp, complete photographs of each model.

Policies: Blanket policies can be obtained to provide general coverage, but they may limit the amount of protection.

Exclusions characterize just about every collectibles insurance plan. They can include gradual depreciation and deterioration; damage caused by cold, dampness, heat, or insects; dishonesty; and negligence.

Limitations also characterize just about every collectibles insurance plan. They can include newly acquired items, models in transit, and paper-related memorabilia.

Deductibles come with these policies, and the designated amount varies.

Costs of policies can differ, depending on the insurance company or the location where the collection is kept.

LIONEL TRAINS MARKETPLACE

Prewar trains and accessories

Nearly all the Lionel enthusiasts that specialize in prewar trains and accessories consider themselves collectors. Most of them acquire items that they display on shelves or in enclosed showcases. They search for items that share style or design traits or were part of a series of cataloged freight cars. The array of colors that Lionel used to paint its passenger cars fascinates some hobbyists, and they specialize in collecting them.

To be sure, some prewar fans do build layouts, especially around the holidays. Everyone gets a kick out of seeing an antique electric train rumbling around a circle of track. Prewar accessories enhance even the smallest model railroad, and with flashing lights and remote-controlled animation, they delight kids of all ages.

Regardless of the approach you take, here are a few observations about the current market for prewar Lionel trains.

First, the supply of prewar trains in all conditions on the market is increasing because the number of hobbyists who grew up with these trains is decreasing. Collections are hitting the market, and younger enthusiasts are finding great satisfaction in chasing after the colorful, toy-like models that Lionel cataloged more than 67 years ago.

Second, the demand for virtually any prewar Lionel item in Like New or better condition, especially if it has its original packaging, remains high. Perhaps the strongest segment of the current market consists of the scale and near-scale locomotives and rolling stock that Lionel introduced to its O gauge line in the late 1930s and early 1940s.

Also very hot right now are Standard gauge pieces, notably those that were cataloged during the classic era that lasted from the mid-1920s into the early 1930s. Accessories, principally the stations, bridges, tunnels, and railroad structures painted in bright colors, have never lost their appeal, especially for anyone planning a layout.

So how can you make inroads into the prewar market? If you want trains in Good or Excellent condition, you will find supplies – and bargains – to be plentiful. What the high-end collectors ignore may still look great in your train room or, even better, on a layout designed to capture the feel of a department store display from the Depression era.

Another smart move, besides relaxing your standards about condition, is to stray from the main line. Consider buying items other than those attracting the most attention. Small Standard gauge locomotives and passenger cars, lithographed O27 freight cars, and O gauge trains from the 1920s always seem to get short shrift when enthusiasts describe what they dream of owning. Learn more about these items and see how nice they look.

However, if you are determined to own examples of some of the finest prewar trains but have a fairly limited budget for hobby expenses, you need not go home empty-handed. The Modern Tinplate line that LTI and LLC developed features reissues of outstanding Standard and O gauge trains and accessories. The gorgeous colors, shiny details, and superb motors on these updated versions make them perfect additions, especially if you want to operate prewar trains and accessories.

The Modern Tinplate line has enabled hobbyists, younger ones in particular, to experience the joy of seeing prewar trains at their best. Some of these newcomers then have been motivated to look for actual prewar pieces to complement their reissues. They combine older models that are still affordable with reissues of outfits and pieces whose values remain out of sight. Best of all, the selection of reissues continues to broaden.

Whether with originals or reissues, hobbyists who have a preference for prewar Lionel trains, especially Standard gauge, should find this a good time to specialize in these antiques. The supply appears to be increasing, and demand remains strong. Secondary fields offer bargains for those enthusiasts who enjoy collecting or even restoring old trains. Operators, meanwhile, benefit from reasonable prices on assorted original trains, particularly in O and O27 gauges and the Modern Tinplate offerings.

Postwar trains and accessories

This is a curious time to be concentrating on postwar Lionel. On the one hand, serious collectors are paying record prices for Like New and Mint items, boxes are escalating in value, and demand for original and complete outfits, top-of-the-line locomotives, and scarce variations continues to rise.

On the other hand, the need that operators once felt to acquire postwar pieces to run on their O gauge layouts has all but vanished. Lionel catalogs continue to display a mind-boggling selection of steam and diesel locomotives and near-scale rolling stock that just gets greater every year.

As a result, folks who want to run trains can choose from models that promise superior performance and outstanding detail. Few enthusiasts can say that the postwar line surpassed what is available today, which is why operators are devouring new catalogs and paying less attention to what was offered 50 years ago.

Anyone who wants Good and even Excellent trains to display or operate will find that all but the most deluxe and exotic models are available in abundant supply and at affordable prices. Collectors with deep pockets and high standards may turn up their noses at common

pieces as well as notable ones because those items are graded below Like New or do not come with all their original packaging.

So collectors willing to forgo a box and accept a scratch or paint chip may find items available that they once thought were beyond their aspirations. They may also benefit from the shift of operators away from postwar trains to contemporary ones. Operating cars, especially those models and road names that are considered fairly common, deserve more attention. In contrast, passenger cars continue to dazzle serious collectors, and so their prices have stayed at the same level or even climbed.

Demand for certain items in the higher grades seems stronger, which means that those same trains and accessories in Good or possibly Excellent condition may be overlooked. For example, many of the items that Lionel cataloged in the late 1940s, particularly those at the upper end, continue to gain strength on the collector market. The same can be said of the less mundane motorized units, in particular, intact examples (most of the top motorized units show up with key parts broken or missing). Original and complete flatcar loads also draw attention, probably because reproductions (marked and unmarked) have inundated the market. Alco diesels and switchers command more interest as collectors search for models they had overlooked.

Now may be a great time to collect or operate postwar trains, provided you're willing to make a few compromises in the appearance, performance, and packaging of the locomotives, cars, and accessories you buy. Most F3 and Train Master diesels are available and so are Berkshire and small Hudson steam locomotives (be sure to get the correct tender). Nearly all the boxcars in the esteemed 6464 series can be found in good quantities through train shows, mail-order dealers, and Internet sites. Accessories also appear plentiful, so you can easily acquire the freight loaders, signals, bridges, and stations needed for a layout or a tabletop display at the holidays.

Original and complete boxed outfits are not included in this pocket price guide. Anyone familiar with the current hobby knows that the prices for genuine outfits keep skyrocketing. Luckily for most enthusiasts, the Postwar Celebration Series created by LLC has done for postwar trains what the Modern Tinplate line has for prewar. It offers reissues of neat items in dazzling colors with the latest motors at reasonable prices. The Postwar Celebration Series also includes reissues of some motorized units and other items that as originals cost too much for most hobbyists.

Finally, for the postwar fanatic who craves everything Lionel, there are the boxcars and other models that Lionel LLC is cataloging as part of its Archives Series.

Product developers have searched the company archives to find models and paint schemes that were considered but rejected in the 1950s and 1960s. Some of these unique and innovative prototypes are being mass-produced, so collectors and operators can own replicas of models that at one time only members of Lionel's inner circle could examine.

Modern trains and accessories

Anyone who wants to assess the history of Lionel and the current state of the toy train hobby need only observe the pages in this guide. The assorted trains and accessories that Lionel cataloged in the 42 years of the prewar period are covered in 40 pages and the trains of the 25-year postwar period in another 40 pages. But the modern era, covering the past 40 years, requires 200 pages to describe and present values for all the O and O27 items Lionel has produced. There is no doubt that, based on the huge variety of items available, today's toy train lovers are living in a golden age.

Flip through section 3 and you'll come across models of every major type of steam or diesel locomotive and any kind of freight or passenger car imaginable. Railroads, large and small, prominent and forgotten, are represented.

Increasing numbers of Lionel enthusiasts are jumping on the contemporary bandwagon and buying trains of recent vintage to operate on their layouts. This trend doesn't mean that nobody is collecting modern-era trains. The boxcars and refrigerator cars put out by MPC to advertise brands of cigarettes, beer, and spirits are rising steadily in value. Demand is also growing for similar rolling stock decorated with the names of national fast food chains, candy, and local short lines that burst forth, only to disappear from the scene almost overnight.

While you're paging through the section on modern era trains, don't miss all the models that Lionel has decorated with beloved cartoon characters on them. Every Disney favorite has ridden over Lionel's three-rail track. So have such Warner Bros. characters as Bugs Bunny, Wile E. Coyote, and Porky Pig. The latest animated stars to hitch a ride come from *The Simpsons*. These models, along with the recent *Polar Express* and *Hogwarts Express* outfits, also capture the attention of collectors of miniature trains, toys, and movie memorabilia.

Returning to the realm of more traditional railroad models, collectors have expanded their rosters of prized diesel locomotives by mixing postwar classics, such as F3s and Train Masters, with the new road names added to those models in the 1980s and 1990s. Cabooses have definitely been hot, too, with new styles and paint schemes coming out in the past few decades to augment what was cataloged in the postwar decades.

Nonetheless, it is the operators who have found real enjoyment. They have dozens of new locomotives to run and hundreds of cars to couple behind them. Better yet, the performance of those diesels and steamers took on an added dimension of sophistication and excitement when Lionel introduced its TrainMaster system of command control (and RailSounds sound effects) in the 1990s. Operators have adopted these great systems and seen how fun it can be to run trains without having to plant themselves at the handles of an ancient ZW transformer and a network of glowing remote-control switch machines.

What is remarkable about the modern era, too, are the brand-new accessories that the engineering staff at Lionel has developed. Many layouts feature the different freight loaders, cranes, and animated railroad facilities that hit the market over the past 18 years. Lionel's growing roster of structure kits and tractor-trailers has also made an impact on the O gauge model railroads that are being constructed. These items have retained their value, and demand for them continues to stay strong.

Additional evidence of the popularity of Lionel trains can be found in section 5, which focuses on uncataloged club cars and special production items. Every year, more locomotives and cars are being used by groups to promote themselves. Because the size of the production run of these unique items is small, collectors and operators snap them up. If you're looking for bargains or something to spice up your roster, the promotional pieces listed in section 5 will give you lots of possibilities.

Section 1 PREWAR 1901-1942

		Good	Exc	Cond/S
001	4-6-4 Locomotive (OO), 38-42	195	395	___
1	Bild-A-Motor (O), 28-31	60	140	___
1	Trolley (std), 06-14			
	(A) Cream body, orange band and roof	1900	4750	___
	(B) White body, blue band and roof	1750	4750	___
	(C) Cream body, blue band and roof	1300	3150	___
	(D) Cream body, blue band and roof, Curtis Bay	2150	5550	___
	(E) Blue, cream band, blue roof	1450	3150	___
1/111	Trolley Trailer (std), 06-14	1000	2700	___
002	4-6-4 Locomotive (OO), 39-42	160	315	___
2	Bild-A-Motor (std), 28-31	100	180	___
2	Trolley (std), 06-16*			
	(A) Yellow, red band	1200	2250	___
	(B) Red, yellow band	1200	2250	___
2/200	Trolley Trailer (std), 06-16	1000	1800	___
003	4-6-4 Locomotive (OO), 39-42			
	(A) 003W whistling Tender	190	395	___
	(B) 003T nonwhistling Tender	175	355	___
3	Trolley (std), 06-13			
	(A) Cream, orange band	1400	3100	___
	(B) Cream, dark olive green band	1400	3100	___
	(C) Orange, dark olive green band	1400	3100	___
	(D) Dark green, cream windows	1400	3100	___
	(E) Green, cream windows, Bay Shore	1650	3700	___
3/300	Trolley Trailer (std), 06-13	1500	3500	___
004	4-6-4 Locomotive (OO), 39-42			
	(A) 004W whistling Tender	210	350	___
	(B) 004T nonwhistling Tender	190	310	___
4	Electric Locomotive 0-4-0 (O), 28-32*			
	(A) Orange, black frame	550	875	___
	(B) Gray, apple green stripe	580	1050	___
4	Trolley (std), 06-12			
	(A) Cream, dark olive green band	3000	4950	___
	(B) Green or olive green, cream roof	3000	4950	___
4U	No. 4 Kit Form (O), 28-29	1150	1600	___

PREWAR 1901-1942

Good Exc Cond/S

5	0-4-0 Locomotive, no tender, early (std), 06-07			
	(A) NYC & HRR	1000	1450	___
	(B) Pennsylvania	1400	2300	___
	(C) NYC & HRRR (3 Rs)	1250	2050	___
	(D) B&O RR	1500	2400	___
5	0-4-0 Locomotive, tender, early Special (std), 06-09	980	1300	___
5	0-4-0 Locomotive, no tender, later (std), 10-11	750	1150	___
5	0-4-0 Locomotive, tender, later Special (std), 10-11	920	1200	___
5/51	0-4-0 Locomotive, tender, latest (std), 12-23	800	1100	___
6	4-4-0 Locomotive (std), 06-23	860	1250	___
6	0-4-0 Locomotive Special (std), 08-09	2050	2950	___
7	Steam 4-4-0 Locomotive (std), 10-23*	1850	2300	___
8	Electric Locomotive 0-4-0 (std), 25-32			
	(A) Maroon, brass windows and trim	235	250	___
	(B) Olive green or mojave, brass windows	155	205	___
	(C) Red, brass or cream windows	195	250	___
	(D) Peacock, orange windows	520	750	___
8	Trolley (std), 08-14*			
	(A) Cream, orange band and roof	3000	5400	___
	(B) Dark green, cream windows	3000	5400	___
8E	Electric Locomotive 0-4-0 (std), 26-32			
	(A) Mojave, brass windows and trim	175	240	___
	(B) Red, brass or cream windows	150	225	___
	(C) Peacock, orange windows	370	590	___
	(D) Pea green, cream stripe	465	670	___
9	Electric Locomotive 0-4-0 (std), 29*	1200	2150	___
9	Motor Car (std), 09-12		NRS	___
9	Trolley (std), 09	3000	5400	___
9E	Electric Locomotive (std), 28-35*			
	(A) 0-4-0, orange	700	1250	___
	(B) 2-4-2, two-tone green	880	1600	___
	(C) 2-4-2, gunmetal gray	860	1100	___
9U	Electric Locomotive 0-4-0 Kit (std), 28-29	1050	1750	___
10	Electric Locomotive 0-4-0 (std), 25-29*			
	(A) Mojave, brass trim	150	215	___
	(B) Gray, brass trim	125	205	___
	(C) Peacock, brass inserts	145	205	___
	(D) Red, cream stripe	580	880	___

PREWAR 1901-1942

		Good	Exc	Cond/S	
10	Interurban (std), 10-16				
	(A) Maroon	3000	5750	—	
	(B) Dark olive green	1200	2150	—	
10E	Electric Locomotive 0-4-0 (std), 26-30				
	(A) Olive green, black frame		NRS	—	
	(B) Peacock, dark green or black frame	295	400	—	
	(C) State brown, dark green frame	435	630	—	
	(D) Gray, black frame	165	220	—	
	(E) Red, cream stripe	620	890	—	
011	Switches, pair (O), 33-37	17	35	—	
11	Flatcar, early (std), 06-08	150	360	—	
11	Flatcar, later (std), 09-15	50	90	—	
11	Flatcar, latest (std), 16-18	50	90	—	
11	Flatcar, Lionel Corp. (std), 18-26	50	80	—	
012	Switches, pair (O), 27-33	21	42	—	
12	Gondola, early (std), 06-08	150	360	—	
12	Gondola, later (std), 09-15	50	100	—	
12	Gondola, latest (std), 16-18	45	70	—	
12	Gondola, Lionel Corp. (std), 18-26	50	70	—	
013	012 Switches and 439 panel board, 27-33	120	190	—	
13	Cattle Car, early (std), 06-08	300	450	—	
13	Cattle Car, later (std), 09-15	150	225	—	
13	Cattle Car, latest (std), 16-18	65	115	—	
13	Cattle Car, Lionel Corp. (std), 18-26	65	115	—	
0014	Boxcar (OO), 38-42				
	(A) Yellow, Lionel Lines	80	155	—	
	(B) Tuscan, Pennsylvania	50	75	—	
14	Boxcar, early (std), 06-08	195	435	—	
14	Boxcar, later (std), 09-15	80	105	—	
14	Boxcar, latest (std), 16-18	80	105	—	
14	Boxcar, Lionel Corp. (std), 18-26	80	105	—	
0015	Tank Car (OO), 38-42				
	(A) Silver, Sun Oil	40	90	—	
	(B) Black, Shell	40	75	—	
15	Oil Car, early (std), 06-08	200	360	—	
15	Oil Car, later (std), 09-15	75	115	—	
15	Oil Car, latest (std), 16-18	75	115	—	
15	Oil Car, Lionel Corp. (std), 18-26	75	115	—	
0016	Hopper Car (OO), 38-42				
	(A) Gray	75	145	—	
	(B) Black	75	115	—	

PREWAR 1901-1942

Good Exc Cond/S

16	Ballast Dump Car, early (std), 06-11	400	700	___
16	Ballast Dump Car, later (std), 09-15	95	175	___
16	Ballast Dump Car, latest (std), 16-18	95	175	___
16	Ballast Dump Car, Lionel Corp. (std), 18-26	95	175	___
0017	Caboose (00), 38-42	50	90	___
17	Caboose, early (std), 06-08	220	440	___
17	Caboose, later (std), 09-15	70	135	___
17	Caboose, latest (std), 16-18	75	135	___
17	Caboose, Lionel Corp. (std), 18-26	50	90	___
18	Pullman Car (std), 08			
	(A) Dark olive green, nonremovable roof	700	2150	___
	(B) Dark olive green, removable roof	105	215	___
	(C) Yellow-orange, removable roof	315	870	___
	(D) Orange, removable roof	90	205	___
	(E) Mojave, removable roof	305	890	___
18	Pullman Car (std), 11-13	600	900	___
18	Pullman Car (std), 13-15	150	270	___
18	Pullman Car (std), 15-18	150	270	___
18	Pullman Car (std), 18-22	90	155	___
18	Pullman Car (std), 23-26	270	530	___
19	Combine Car (std), 08			
	(A) Dark olive green, nonremovable roof	1100	2600	___
	(B) Dark olive green, removable roof	90	145	___
	(C) Yellow-orange, removable roof	260	430	___
	(D) Orange, removable roof	115	205	___
	(E) Mojave, removable roof	305	890	___
19	Combine Car (std), 11-13	600	900	___
19	Combine Car (std), 13-15	200	270	___
19	Combine Car (std), 15-18	200	270	___
19	Combine Car (std), 18-22	90	155	___
19	Combine Car (std), 23-26	265	520	___
020	90-degree Crossover (O), 15-42	2	5	___
020X	45-degree Crossover (O), 17-42	2	9	___
20	90-degree Crossover (std), 09-32	4	10	___
20	Direct Current Reducer, 06		195	___
20X	45-degree Crossover (std), 28-32	5	10	___
021	Switches, pair (O), 15-37	20	48	___
21	90-degree Crossover (std), 06	10	18	___
21	Switches, pair (std), 15-25	40	70	___
022	Remote Control Switches, pair (O), 38-42	38	70	___
22	Manual Switches, pair (std), 06-25	47	75	___

PREWAR 1901-1942

		Good	Exc	Cond/S
0023	Bumper (O), 15-33	15	37	
23	Bumper (std), 06-23	17	39	
0024	Pennsylvania Boxcar (OO), 39-42	45	75	
24	Railway Station (std), 06		NRS	
0025	Bumper (O), 28-42	22	33	
0025	Tank Car (OO), 39-42			
	(A) Black, Shell	40	90	
	(B) Silver, Sunoco	40	80	
25	Open Station (std), 06		NRS	
25	Bumper (std), 27-42	30	47	
26	Passenger Bridge (std), 06		40	
0027	Caboose (OO), 39-42	40	70	
27	Lighting Set, 11-23	15	41	
27	Station (std), 09-12		NRS	
28	Double Station with dome, 09-12		NRS	
29	Day Coach (std), 07-22			
	(A) Dark olive green, 9 windows	1500	3000	
	(B) Maroon, 10 windows	1200	1500	
	(C) Dark green, 10 windows	3000	4500	
	(D) Dark olive green, 10 windows	680	1000	
	(E) Dark green, 10 windows	500	900	
0031	2-rail 13" Curve Track (OO), 39-42	5	10	
31	Combine Car (std), 21-25			
	(A) Maroon	70	90	
	(B) Orange	125	195	
	(C) Dark olive green	70	90	
	(D) Brown	75	95	
0032	2-rail 12" Straight Track (OO), 39-42	10	15	
32	Mail Car (std), 21-25			
	(A) Maroon	85	125	
	(B) Orange	120	185	
	(C) Dark olive green	65	85	
	(D) Brown	70	90	
32	Miniature Figures, 09-18	93	253	
33	Electric Locomotive 0-6-0, early (std), 13			
	(A) Dark olive green, NYC	90	175	
	(B) Black, NYC	440	950	
	(C) Dark olive green, NYC	440	950	
	(D) Pennsylvania RR	580	1250	

PREWAR 1901-1942

Good Exc Cond/S

33	Electric Locomotive 0-4-0, later (std), 13-24			
	(A) Dark olive green or black, NYC	105	170	___
	(B) Black, lettered C&O	395	720	___
	(C) Maroon, red, or peacock	340	620	___
0034	2-rail 13" Curve Track, electrical connectors (OO), 39-42	10	15	___
34	Electric Locomotive 0-6-0, early (std), 12	520	860	___
34	Electric Locomotive 0-4-0 (std), 13	200	385	___
35	Pullman Car (std), 12-13			
	(A) Dark blue	470	900	___
	(B) Dark olive green	170	235	___
35	Pullman Car (std), 14-16			
	(A) Dark olive green, maroon windows	50	70	___
	(B) Maroon, green windows	85	105	___
	(C) Orange, maroon windows	135	195	___
35	Pullman Car (std), 15-18	50	70	___
35	Pullman Car (std), 18-23			
	(A) Dark olive green, maroon windows	36	50	___
	(B) Maroon, green windows	30	45	___
	(C) Orange, maroon windows	120	210	___
	(D) Brown, green windows	36	50	___
35	Boulevard Street Lamp, 6½" high, 40-42	25	50	___
35	Pullman Car (std), 24	40	55	___
35	Pullman Car (std), 25-26	40	55	___
36	Observation Car (std), 12-13			
	(A) Dark blue	315	810	___
	(B) Dark olive green	145	205	___
36	Observation Car (std), 14-16			
	(A) Dark olive green, maroon windows	70	95	___
	(B) Maroon, green windows	50	70	___
	(C) Orange, maroon windows	180	290	___
	(D) Brown, green windows	60	75	___
36	Observation Car (std), 15-18	60	80	___
36	Observation Car (std), 18-23			
	(A) Dark olive green, maroon windows	40	55	___
	(B) Maroon, green windows	40	55	___
	(C) Orange, maroon windows	130	215	___
	(D) Brown, green windows	40	55	___
36	Observation Car (std), 24	40	55	___
36	Observation Car (std), 25-26	40	55	___

PREWAR 1901-1942

		Good	Exc	Cond/S
38	Electric Locomotive 0-4-0 (std), 13-24			
	(A) Black	100	135	—
	(B) Red	475	680	—
	(C) Mojave or pea green	405	540	—
	(D) Dark green	270	360	—
	(E) Brown	270	315	—
	(F) Red, cream trim	405	540	—
	(G) Maroon	170	270	—
	(H) Gray	110	125	—
41	Accessory Contactor, 37-42	3	7	—
042	Switches, pair (O), 38-42	17	39	—
42	Electric Locomotive 0-4-4-0, square hood, early (std), 12*	760	1650	—
42	Electric Locomotive 0-4-4-0, round hood, later (std), 13-23			
	(A) Black or gray	300	510	—
	(B) Maroon	1250	2050	—
	(C) Dark gray	375	600	—
	(D) Dark green or mojave	500	800	—
	(E) Peacock	1100	1800	—
	(F) Olive or dark olive green	750	1200	—
043/43	Bild-A-Motor Gear Set, 29		85	—
0044	Boxcar (OO), 39-42	41	80	—
0044K	Boxcar Kit (OO), 39-42	75	120	—
0045	Tank Car (OO), 39-42			
	(A) Black, Shell	40	95	—
	(B) Silver, Sunoco	40	80	—
0045K	Tank Car Kit (OO), 39-42	75	120	—
45N	Automatic Gateman (std O), 37-42	40	89	—
0046	Hopper Car (OO), 39-42	50	90	—
0046K	Hopper Car Kit (OO), 39-42			
	(A) Southern Pacific	75	135	—
	(B) Reading		NRS	—
46	Crossing Gate, 39-42	75	120	—
0047	Caboose (OO), 39-42	31	60	—
0047K	Caboose Kit (OO), 39-42	75	135	—
47	Crossing Gate, 39-42	70	140	—
48W	Whistle Station, 37-42	22	65	—
49	Lionel Airport, 37-39	160	410	—
50	Airplane, 36-39	135	320	—

PREWAR 1901-1942

Good Exc Cond/S

50	Electric Locomotive 0-4-0 (std), 24			
	(A) Dark green or dark gray	145	250	—
	(B) Maroon	315	600	—
	(C) Mojave	175	345	—
50	Cardboard Train, Cars, Accessory (O), 43*	200	360	—
0051	7" Curve Track (OO), 39-42	5	15	—
51	0-4-0 Locomotive, late, 8-wheel (std), 12-23	800	1150	—
51	Lionel Airport, 36, 38	155	395	—
0052	7" Straight Track (OO), 39-42	10	15	—
52	Lamp Post, 33-41	44	95	—
53	Electric Locomotive 0-4-4-0, early (std), 12-14	1200	2450	—
53	Electric Locomotive 0-4-0, later (std), 15-19			—
	(A) Maroon	550	950	—
	(B) Mojave	670	1350	—
	(C) Dark olive green	560	1150	—
53	Electric Locomotive 0-4-0, latest (std), 20-21	200	450	—
53	Electric Locomotive 0-6-6-0, early (std), 11		NRS	—
53	Lamp Post, 31-42	33	49	—
0054	7" Curve Track, electrical connectors (OO), 39-42	10	15	—
54	Electric Locomotive 0-4-4-0, early (std), 12*	2500	4050	—
54	Electric Locomotive 0-4-4-0, late (std), 13-23	1800	2700	—
54	Lamp Post, 29-35	50	83	—
55	Airplane with stand, 37-39	190	520	—
56	Lamp Post, removable lens and cap, 24-42	35	80	—
57	Lamp Post with street names, 22-42	36	85	—
58	Lamp Post, 7 $\frac{3}{8}$ " high, 22-42	33	48	—
59	Lamp Post, 8 $\frac{3}{4}$ " high, 20-36	40	85	—
060	Telegraph Post (O), 29-42	13	23	—
60	Telegraph Post (std), 20-28	13	23	—
60	Electric Locomotive 0-4-0, FAO Schwartz (std), 15 u		NRS	—
0061	7" Curve Track, tubular (OO), 38	3	8	—
61	Lamp Post, one globe, 14-36	40	65	—
61	Electric Locomotive 0-4-4-0, FAO Schwartz (std), 15 u		NRS	—
0062	7" Straight Track, tubular (OO), 38	5	10	—
62	Semaphore, 20-32	28	50	—
62	Electric Locomotive 0-4-0, FAO Schwartz (std), 24-32 u		NRS	—
0063	Half Curve Track, tubular (OO), 38-42	8	15	—

PREWAR 1901-1942

		Good	Exc	Cond/S
63	Semaphore, 15-21	25	50	—
63	Lamp Post, two globes, 33-42	135	265	—
0064	7" Curve Track, tubular, electrical connectors (OO), 38	8	15	—
64	Lamp Post, 40-42	37	70	—
64	Semaphore, 6¾" high, 15-21	30	60	—
0065	Half Straight Track, tubular (OO), 38-42	10	15	—
65	Semaphore, one-arm, 15-26	30	60	—
65	Whistle Controller, 35	5	7	—
0066	5⅝" Straight Track (OO), 38-42	10	15	—
66	Semaphore, two-arm, 15-26	35	70	—
66	Whistle Controller, 36-39	9	10	—
67	Lamp Post, 15-32	85	145	—
67	Whistle Controller, 36-39	4	8	—
068	Warning Signal (O), 25-42	11	19	—
69N	Electric Warning Signal (std O), 36-42	33	72	—
0070	90-degree Crossing, 38-42	5	10	—
70	Outfit: 62 (2), 59 (1), 68 (1), 21-32	60	130	—
071	060 Telegraph Poles, 6 pieces (std), 24-42	70	160	—
71	60 Telegraph Post Set, 6 pieces, 21-31	70	160	—
0072	Remote Control Switches, pair (OO), 38-42	175	288	—
0072L	Remote Control Switch, left hand (OO), 38-42	50	95	—
0072R	Remote Control Switch, right hand (OO)	50	95	—
0074	Boxcar (OO), 39-42	36	70	—
0075	Tank Car (OO), 39-42	48	90	—
076	Block Signal (O), 23-28	25	65	—
76	Warning Bell and Shack, 39-42	65	208	—
0077	Caboose (OO), 39-42	34	60	—
77/077	Automatic Crossing Gate, 23-35	28	58	—
78/078	Train Signal, 24-32	40	100	—
79	Flashing Signal, 28-42	120	148	—
80/080	Semaphore, 26-35	50	120	—
81	Controlling Rheostat, 27-33	2	6	—
82/082	Semaphore, 27-35	50	120	—
83	Flashing Traffic Signal, 27-42	65	195	—
084	Semaphore, 28-32	60	100	—
84	Semaphore, 27-32	55	85	—
85	Telegraph Pole (std), 29-42	15	27	—
86	Telegraph Poles, 6 pieces, 29-42	60	120	—
87	Flashing Crossing Signal, 27-42	85	300	—
88	Battery Rheostat, 15-27	3	9	—

PREWAR 1901-1942

		Good	Exc	Cond/S
88	Rheostat Controller, 33-42	4	8	___
89	Flagpole, 23-34	44	75	___
90	Flagpole, 27-42	39	95	___
91	Circuit Breaker, 30-42	34	48	___
092	Signal Tower, 23-27	83	190	___
92	Floodlight Tower, 31-42*	150	290	___
93	Water Tower, 31-42	60	113	___
94	High Tension Tower, 32-42*	150	290	___
95	Controlling Rheostat, 34-42	2	6	___
96	Coal Elevator, manual, 38-40	165	220	___
097	Telegraph Set (O)	50	75	___
97	Coal Elevator, 38-42	125	200	___
98	Coal Bunker, 38-40	160	3604	___
99N	Train Control Block Signal, 36-42	44	155	___
100	Wooden Gondola (2 $\frac{7}{8}$ "), 01		NRS	___
100	Bridge Approaches, 2 ramps (std), 20-31	20	36	___
100	Electric Locomotive (2 $\frac{7}{8}$ "), 03-05*	2900	5200	___
100	Trolley (std), 10-16			___
	(A) Blue, white windows	1300	2700	___
	(B) Blue, cream windows	1850	3600	___
	(C) Red, cream windows	1300	2700	___
101	Bridge, span (104) and 2 approaches (100), 20-31	65	120	___
101	Summer Trolley (std), 10-13	1300	2700	___
102	Bridge, 2 spans (104) and 2 approaches (100), 20-31	70	175	___
103	Bridge (std), 13-16	50	70	___
103	Bridge, 3 spans (104) and 2 approaches (100), 20-31	60	145	___
104	Bridge Center Span (std), 20-31	20	45	___
104	Tunnel, papier mâché (std), 09-14	50	135	___
105	Bridge (std), 11-14	40	70	___
105	Bridge Approaches, 2 ramps (O), 20-31	50	70	___
106	Bridge, span (110) and 2 approaches (105), 20-31	30	65	___
106	Rheostat, 11-14	3	9	___
107	DC Reducer, 110V, 23-32		NRS	___
108	Bridge, 2 spans (110) and 2 approaches (105), 20-31	50	90	___
109	Bridge, 3 spans, (110) and 2 approaches (105), 20-32	50	115	___
109	Tunnel, papier mâché (std), 13-14	30	70	___
110	Bridge Center Span (O), 20-31	12	23	___

PREWAR 1901-1942

		Good	Exc	Cond/S
111	Box of 50 Bulbs, 20-31	55	105	___
112	Gondola, early (std), 10-12	225	400	___
112	Gondola, later (std), 12-16	40	65	___
112	Gondola, latest (std), 16-18	40	65	___
112	Gondola, Lionel Corp. (std), 18-26	40	65	___
112	Station, 31-35	145	270	___
113	Cattle Car, later (std), 12-16	50	70	___
113	Cattle Car, latest (std), 16-18	50	70	___
113	Cattle Car, Lionel Corp. (std), 18-26	40	55	___
113	Station, 31-34	150	310	___
114	Boxcar, later (std), 12-16	50	90	___
114	Boxcar, latest (std), 16-18	40	70	___
114	Boxcar, Lionel Corp. (std), 18-26	40	70	___
114	Station, 31-34	530	1200	___
115	Station, 35-42*	235	440	___
116	Ballast Car, early and later (std), 10-16	85	115	___
116	Ballast Car, latest (std), 16-18	65	105	___
116	Ballast Car, Lionel Corp. (std), 18-26	55	95	___
116	Station with stop, 35-42*	640	1450	___
117	Caboose, early (std), 12	60	70	___
117	Caboose, later (std), 12-16	50	70	___
117	Caboose, latest (std), 16-18	50	70	___
117	Caboose, Lionel Corp. (std), 18-26	38	60	___
117	Station, 36-42	90	235	___
118	Tunnel, metal, 8" long (O), 20-32	20	55	___
118L	Tunnel, metal, lighted, 8" long, 27	20	55	___
119	Tunnel, metal, 12" long, 20-42	22	60	___
119L	Tunnel, metal, lighted, 12" long, 27-33	20	55	___
120	Tunnel, metal, 17" long, 22-27	27	75	___
120L	Tunnel, metal, lighted, 17" long, 27-42	75	150	___
121	Station, lighted (std), 09-16			
	(A) 14" x 10" x 9"		NRS	___
	(B) 13" x 9" x 13"	150	300	___
121	Station (std), 20-26	75	165	___
121X	Station (std), 17-19	110	255	___
122	Station (std), 20-30	80	190	___
123	Station (std), 20-23	75	205	___
123	Tunnel, paperboard base, 18½" long (O), 33-42	105	235	___

PREWAR 1901-1942

		Good	Exc	Cond/S
124	Lionel City Station, 20-36 *			
	(A) Tan or gray base, pea green roof	90	200	___
	(B) Pea green base, red roof	200	360	___
125	Lionelville Station, 23-25	80	185	___
125	Track Template, 38	1	5	___
126	Lionelville Station, 23-36	95	205	___
127	Lionel Town Station, 23-36	90	160	___
128	115 Station and 129 Terrace, 35-42 *	900	1900	___
128	124 Station and 129 Terrace, 31-34 *	900	1900	___
129	Terrace, 28-42 *	600	1100	___
130	Tunnel, 26" long (O), 20-36	100	450	___
130L	Tunnel, lighted, 26" long, 27-33	150	450	___
131	Corner Display, 24-28	125	295	___
132	Corner Grass Plot, 24-28	125	295	___
133	Heart-shaped Plot, 24-28	125	295	___
134	Lionel City Station with stop, 37-42	230	445	___
134	Oval-shaped Plot, 24-28	125	300	___
135	Circular Plot, 24-28	125	295	___
136	Large Elevation, 24-28		NRS	___
136	Lionelville Station with stop, 37-42	85	180	___
137	Station with stop, 37-42	85	135	___
140L	Tunnel, lighted, 37" long, 27-32	460	1050	___
150	Electric Locomotive 0-4-0, early (O), 17	90	160	___
150	Electric Locomotive 0-4-0, late (O), 18-25			
	(A) Brown, brown or olive windows	95	150	___
	(B) Maroon, dark olive windows	90	135	___
152	Electric Locomotive 0-4-0 (O), 17-27			
	(A) Dark green	90	135	___
	(B) Gray	115	160	___
	(C) Mojave	340	680	___
	(D) Peacock	340	680	___
152	Crossing Gate, 40-42	18	42	___
153	Block Signal, 40-42	23	45	___
153	Electric Locomotive 0-4-0 (O), 24-25			
	(A) Dark green	100	160	___
	(B) Gray	100	160	___
	(C) Mojave	100	160	___
154	Electric Locomotive 0-4-0 (O), 17-23	100	180	___
154	Highway Signal, 40-42			
	(A) Black base	21	49	___
	(B) Orange base	47	178	___

PREWAR 1901-1942

		Good	Exc	Cond/S
155	Freight Shed, 30-42*			
	(A) Cream base, terra cotta floor	180	320	—
	(B) Ivory base, red floor	240	400	—
156	Electric Locomotive 0-4-0 (O), 17-23	400	720	—
156	Station Platform, 39-42	85	133	—
156	Electric Locomotive 4-4-4 (O), 17-23			
	(A) Dark green	475	810	—
	(B) Maroon	540	890	—
	(C) Olive green	600	1050	—
	(D) Gray	670	1200	—
156X	Electric Locomotive 0-4-0 (O), 23-24			
	(A) Maroon	380	495	—
	(B) Olive green	440	550	—
	(C) Gray	530	710	—
	(D) Brown	470	600	—
157	Hand Truck, 30-32	25	41	—
158	Electric Locomotive 0-4-0 (O), 19-23			
	(A) Gray or red windows	75	205	—
	(B) Black	95	250	—
158	Station Set: 136 Station and 2 platforms (156), 40-42	120	280	—
159	Block Actuator, 40	10	27	—
161	Baggage Truck, 30-32*	42	80	—
162	Dump Truck, 30-32*	42	80	—
163	Freight Accessory Set: 2 hand trucks (157), baggage truck (161), and dump truck (162), 30-42*	220	360	—
164	Log Loader, 40-42	160	225	—
165	Magnetic Crane, 40-42	175	285	—
165-22	Scrap Steel with bag, 40-42	50	125	—
166	Whistle Controller, 40-42	3	7	—
167	Whistle Controller, 40-42	6	23	—
167X	Whistle Controller (OO), 40-42	5	14	—
168	Magic Electrol Controller, 40-42		77	—
169	Controller, 40-42	3	8	—
170	DC Reducer, 220V, 14-38	3	8	—
171	DC to AC Inverter, 110V, 36-42	3	15	—
172	DC to AC Inverter, 229V, 39-42	3	7	—
180	Pullman Car (std), 11-13			
	(A) Maroon body and roof	145	205	—
	(B) Brown body and roof	145	255	—

PREWAR 1901-1942

		Good	Exc	Cond/S
180	Pullman Car (std), 13-15	80	160	___
180	Pullman Car (std), 15-18	80	160	___
180	Pullman Car (std), 18-22	80	135	___
181	Combine Car (std), 11-13			___
	(A) Maroon, dark olive doors	145	205	___
	(B) Brown, dark olive doors	145	205	___
	(C) Yellow-orange, orange doors	350	495	___
181	Combine Car (std), 13-15	80	160	___
181	Combine Car (std), 15-18	80	160	___
181	Combine Car (std), 18-22	80	135	___
182	Observation Car (std), 11-13			___
	(A) Maroon, dark olive doors	145	205	___
	(B) Brown, dark olive doors	145	205	___
	(C) Yellow-orange, orange doors	350	495	___
182	Observation Car (std), 13-15	80	160	___
182	Observation Car (std), 15-18	80	160	___
182	Observation Car (std), 18-22	80	135	___
184	Bungalow, illuminated, 23-32*	65	110	___
185	Bungalow, 23-24	50	115	___
186	184 Bungalows, set of 5, 23-32	195	610	___
186	Log Loader Outfit, 40-41	130	340	___
187	185 Bungalows, set of 5, 23-24	170	590	___
188	Elevator and Car Set, 38-41	115	370	___
189	Villa, illuminated, 23-32*	133	225	___
190	Observation Car (std), 08			___
	(A) Dark olive green, nonremovable roof	1150	2600	___
	(B) Dark olive green, removable roof	115	205	___
	(C) Yellow-orange, removable roof	320	620	___
	(D) Orange, removable roof	115	205	___
	(E) Mojave, removable roof	345	870	___
190	Observation Car (std), 11-13	600	900	___
190	Observation Car (std), 13-15	200	295	___
190	Observation Car (std), 15-18	200	295	___
190	Observation Car (std), 18-22	80	135	___
190	Observation Car (std), 23-26	230	475	___
191	Villa, illuminated, 23-32*	123	325	___
192	Illuminated Villa Set: 189, 191, 184 (2), 27-32		800	___
193	Automatic Accessory Set (O), 27-29	150	325	___
194	Automatic Accessory Set (std), 27-29	100	325	___
195	Terrace, 27-30	350	740	___

PREWAR 1901-1942

		Good	Exc	Cond/S
196	Accessory Set, 27	200	335	___
200	Electric Express (2 $\frac{7}{8}$ "), 03-05*	4000	6300	___
200	Trailer, matches No. 2 Trolley (std), 11-16		2400	___
200	Turntable, 28-33*	85	190	___
201	0-6-0 Locomotive (O), 40-42			
	(A) 2201B Tender, bell	375	760	___
	(B) 2201T Tender, no bell	345	690	___
202	Summer Trolley (std), 10-13			
	(A) Electric Rapid Transit	1300	2700	___
	(B) Preston St.	3250	4500	___
203	Armored 0-4-0 (O), 17-21	1100	1800	___
203	0-6-0 Locomotive (O), 40-42			
	(A) 2203B Tender, bell	400	495	___
	(B) 2203T Tender, no bell	365	550	___
204	2-4-2 Locomotive (O), 40-42 u			
	(A) Black	55	105	___
	(B) Gunmetal gray	80	165	___
205	Merchandise Containers, 3 pieces, 30-38*	130	320	___
206	Sack of Coal, 38-42	5	18	___
208	Tool Set: 6 assorted tools, 34-42*	65	150	___
0209	Barrels, wooden, 6 pieces (O), 34-42	8	26	___
209	Barrels, wooden, 4 pieces (std), 34-42	10	22	___
210	Switches, pair (std), 26, 34-42	42	75	___
211	Flatcar (std), 26-40*	125	225	___
212	Gondola (std), 26-40*			
	(A) Gray or light green	100	205	___
	(B) Maroon	75	135	___
213	Cattle Car (std), 26-40*			
	(A) Mojave, maroon roof	160	365	___
	(B) Terra-cotta, pea green roof	130	285	___
	(C) Cream, maroon roof	300	650	___
214	Boxcar (std), 26-40*			
	(A) Terra-cotta, green roof	195	323	___
	(B) Cream body, orange roof	150	270	___
	(C) Yellow, brown roof	300	495	___
214R	Refrigerator Car (std), 29-40*			
	(A) Ivory or white, peacock roof	325	495	___
	(B) White, light blue nickel roof	435	790	___

PREWAR 1901-1942

Good Exc Cond/S

215	Tank Car (std), 26-40*			
	(A) Pea green	150	215	___
	(B) Ivory	220	360	___
	(C) Aluminum	315	720	___
216	Hopper Car (std), 26-38*			
	(A) Dark green, brass plates	195	335	___
	(B) Dark green, nickel plates	445	1100	___
217	Caboose (std), 26-40*			
	(A) Orange, maroon roof	250	510	___
	(B) Red, peacock roof	120	235	___
	(C) Red body and roof, ivory doors	150	320	___
217	Lighting Set, 14-23		NRS	___
218	Dump Car (std), 26-38*	220	365	___
219	Crane Car (std), 26-40*			
	(A) Peacock, red boom	135	255	___
	(B) Yellow, light green or red boom	270	440	___
	(C) Ivory, light green boom	270	480	___
220	Floodlight Car (std), 31-40*			
	(A) Terra-cotta base	225	385	___
	(B) Green base	340	485	___
220	Switches, pair (std), 26*	25	90	___
222	Switches, pair (std), 26-32	40	100	___
223	Switches, pair (std), 32-42	33	120	___
224/224E	2-6-2 Locomotive (O), 38-42			
	(A) Black, die-cast 2224 Tender	155	290	___
	(B) Black, plastic 2224 Tender	110	195	___
	(C) Gunmetal, die-cast 2224 Tender	385	950	___
	(D) Gunmetal, 2689 Tender	120	210	___
225	222 Switches and 439 Panel, 29-32	115	260	___
225/225E	2-6-2 Locomotive (O), 38-42			
	(A) Black, 2235 or 2245 Tender	210	370	___
	(B) Black, 2235 plastic Tender	185	320	___
	(C) Gunmetal, 2225 or 2265 Tender	210	360	___
	(D) Gunmetal, 2235 die-cast Tender	285	730	___
226/226E	2-6-4 Locomotive (O), 38-41	275	632	___
227	0-6-0 Locomotive (O), 39-42			
	(A) 2227B Tender, bell	600	1250	___
	(B) 2227T Tender, no bell	600	1150	___
228	0-6-0 Locomotive (O), 39-42			
	(A) 2228B Tender, bell	600	1250	___
	(B) 2228T Tender, no bell	600	1150	___

PREWAR 1901-1942

		Good	Exc	Cond/S
229	2-4-2 Locomotive (O), 39-42			
	(A) Black or gunmetal 2689W Tender	155	263	___
	(B) Black or gunmetal 2689T Tender	120	200	___
	(C) Black, 2666W whistle Tender	155	280	___
	(D) Black, 2666T nonwhistling Tender	120	200	___
230	0-6-0 Locomotive (O), 39-42	1100	2050	___
231	0-6-0 Locomotive (O), 39	1000	1800	___
232	0-6-0 Locomotive (O), 40-42	1000	1800	___
233	0-6-0 Locomotive (O), 40-42	1000	1800	___
238	4-4-2 Locomotive (O), 39-40 u	430	710	___
238E	4-4-2 Locomotive (O), 36-38			
	(A) 265W or 2225W whistle Tender	280	350	___
	(B) 265 or 2225T nonwhistling Tender	275	360	___
248	Electric Locomotive 0-4-0 (O), 27-32	150	240	___
249/249E	2-4-2 Locomotive (O), 36-39			
	(A) Gunmetal, 265T or 265W Tender	100	213	___
	(B) Black, 265W Tender	110	210	___
250	Electric Locomotive 0-4-0, early (O), 26	125	220	___
250	Electric Locomotive 0-4-0, late (O), 34			
	(A) Yellow-orange body, terra-cotta frame	145	245	___
	(B) Terra-cotta body, maroon frame	160	270	___
250E	4-4-2 <i>Hiawatha</i> Locomotive (O), 35-42*	400	1100	___
251	Electric Locomotive 0-4-0 (O), 25-32			
	(A) Gray body, red windows	190	340	___
	(B) Red body, ivory stripe	215	410	___
	(C) Red body, no ivory stripe	200	380	___
251E	Electric Locomotive 0-4-0 (O), 27-32			
	(A) Red body, ivory stripe	225	425	___
	(B) Red body, no ivory stripe	215	395	___
	(C) Gray, red trim	195	350	___
252	Electric Locomotive 0-4-0 (O), 26-32			
	(A) Peacock or olive green	95	170	___
	(B) Terra-cotta or yellow-orange	125	233	___
252E	Electric Locomotive 0-4-0 (O), 33-35			
	(A) Terra-cotta	145	250	___
	(B) Yellow-orange	125	205	___

PREWAR 1901-1942

Good Exc Cond/S

253	Electric Locomotive 0-4-0 (O), 24-32			
	(A) Maroon	180	430	___
	(B) Dark green	105	249	___
	(C) Mojave	105	235	___
	(D) Terra-cotta	180	430	___
	(E) Peacock	95	195	___
	(F) Red	210	475	___
253E	Electric Locomotive 0-4-0 (O), 31-36			
	(A) Green	150	205	___
	(B) Terra-cotta	190	305	___
254	Electric Locomotive 0-4-0 (O), 24-32	240	340	___
254E	Electric Locomotive 0-4-0 (O), 27-34	190	263	___
255E	2-4-2 Locomotive (O), 35-36	485	1000	___
256	Electric Locomotive 0-4-4-0 (O), 24-30*			
	(A) Rubber-stamped lettering	470	1250	___
	(B) no outline around Lionel	425	770	___
	(C) Lionel Lines and No. 256 on brass	450	1050	___
257	2-4-0 Locomotive (O), 30-35 u			
	(A) Black tender	145	300	___
	(B) Black crackle-finish tender	240	435	___
258	2-4-0 Locomotive, early (O), 30-35 u			
	(A) 4-wheel 257 Tender	85	170	___
	(B) 8-wheel 258 Tender	100	195	___
258	2-4-2 Locomotive, late (O), 41 u			
	(A) Black	60	90	___
	(B) Gunmetal	85	135	___
259	2-4-2 Locomotive (O), 32	70	135	___
259E	2-4-2 Locomotive (O), 33-42	80	155	___
260E	2-4-2 Locomotive (O), 30-35*			
	(A) Black body, green or black frame	385	548	___
	(B) Dark gunmetal body and frame	440	640	___
261	2-4-2 Locomotive (O), 31	125	210	___
261E	2-4-2 Locomotive (O), 35	190	285	___
262	2-4-2 Locomotive (O), 31-32	215	357	___
262E	2-4-2 Locomotive (O), 33-36			
	(A) Gloss black, copper and brass trim	100	210	___
	(B) Satin black, nickel trim	125	265	___
263E	2-4-2 Locomotive (O), 36-39*			
	(A) Gunmetal gray	315	610	___
	(B) 2-tone blue, from <i>Blue Comet</i>	415	950	___

PREWAR 1901-1942

Good Exc Cond/S

264E	2-4-2 Locomotive (O), 35-36			
	(A) Red, Red Comet	150	295	___
	(B) Black	220	380	___
265E	2-4-2 Locomotive (O), 35-40			
	(A) Black or gunmetal	170	330	___
	(B) Light blue, Blue Streak	460	800	___
267E/W	Sets: 616, 617 (2), 618, 35-41		560	___
270	Bridge, 10" long (O), 31-42	18	50	___
270	Lighting Set, 15-23		NRS	___
271	270 Bridges, set of 2, 31-33, 35-40	65	150	___
271	Lighting Set, 15-23		NRS	___
272	270 Bridges, set of 3, 31-33, 35-40	60	165	___
280	Bridge, 14" long (std), 31-42	50	115	___
281	280 Bridges, set of 2, 31-33, 35-40	90	205	___
282	280 Bridges, set of 3, 31-33, 35-40	105	265	___
289E	2-4-2 Locomotive (O), 37 u	120	305	___
300	Electric Trolley Car (2 $\frac{7}{8}$ "), 01-05	2000	3600	___
300	Hell Gate Bridge (std), 28-42*			
	(A) Cream towers, green truss	800	1350	___
	(B) Ivory towers, aluminum truss	763	1600	___
303	Summer Trolley, 10-13	1500	3150	___
308	Signs, set of 5 (O), 40-42	26	70	___
309	Electric Trolley Trailer (2 $\frac{7}{8}$ "), 01-05	2500	4050	___
309	Pullman Car (std), 26-39			
	(A) Maroon body and roof, mojave windows	100	160	___
	(B) Mojave body and roof, maroon windows	100	160	___
	(C) Light brown body, dark brown roof	120	190	___
	(D) Medium blue body, dark blue roof	170	280	___
	(E) Apple green body, dark green roof	170	280	___
	(F) Pale blue body, silver roof	100	185	___
	(G) Maroon body, terra-cotta roof	130	195	___
310	Rails and Ties, complete section (2 $\frac{7}{8}$ "), 01-02	5	14	___
310	Baggage Car (std), 26-39			
	(A) Maroon body and roof, mojave windows	100	160	___
	(B) Mojave body and roof, maroon windows	100	160	___
	(C) Light brown body, dark brown roof	115	185	___
	(D) Medium blue body, dark blue roof	170	280	___
	(E) Apple green body, dark green roof	170	280	___
	(F) Pale blue body, silver roof	100	175	___

PREWAR 1901-1942

Good Exc Cond/S

312	Observation Car (std), 24-39			
	(A) Maroon body and roof, mojave windows	100	160	___
	(B) Mojave body and roof, maroon windows	100	160	___
	(C) Light brown body, dark brown roof	120	185	___
	(D) Medium blue body, dark blue roof	170	280	___
	(E) Apple green body, dark green roof	170	280	___
	(F) Pale blue body, silver roof	100	175	___
	(G) Maroon body, terra-cotta roof	130	195	___
313	Bascule Bridge (O), 40-42			
	(A) Silver bridge	235	500	___
	(B) Gray bridge	250	590	___
314	Girder Bridge (O), 40-42	17	40	___
315	Trestle Bridge (O), 40-42	28	80	___
316	Trestle Bridge (O), 40-42	21	48	___
318	Electric Locomotive 0-4-0 (std), 24-32			
	(A) Gray, dark gray, or mojave	150	250	___
	(B) Pea green	150	250	___
	(C) State brown	250	395	___
318E	Electric Locomotive 0-4-0, 26-35			
	(A) Gray, mojave, or pea green	150	250	___
	(B) State brown	275	440	___
	(C) Black	550	1275	___
319	Pullman Car (std), 24-27	105	175	___
320	Baggage Car (std), 25-27	100	175	___
320	Switch and Signal (27/8"), 02-05		NRS	___
322	Observation Car (std), 24-27, 29-30 u	100	175	___
330	90-degree Crossing (27/8"), 02-05		NRS	___
332	Baggage Car (std), 26-33			
	(A) Red body and roof, cream doors	80	120	___
	(B) Peacock body and roof, orange doors	75	115	___
	(C) Gray body and roof, maroon doors	75	115	___
	(D) Olive green body and roof, red doors	90	145	___
	(E) State brown body, dark brown roof	190	430	___
337	Pullman Car (std), 25-32			
	(A) Red body and roof, cream doors	95	190	___
	(B) Mojave body and roof, maroon doors	95	190	___
	(C) Olive green body and roof, red doors	105	225	___
	(D) Olive green body and roof, maroon doors	95	190	___
	(E) Pea green body and roof, cream doors	210	500	___

PREWAR 1901-1942

Good Exc Cond/S

338	Observation Car (std), 25-32			
	(A) Red body and roof, cream doors	95	190	___
	(B) Mojave body and roof, maroon doors	95	190	___
	(C) Olive green body and roof, red doors	105	225	___
	(D) Olive green body and roof, maroon doors	95	190	___
339	Pullman Car (std), 25-33			
	(A) Peacock body and roof, orange doors	55	100	___
	(B) Gray body and roof, maroon doors	55	100	___
	(C) State brown body, dark brown roof	135	380	___
	(D) Peacock body, dark green roof	75	130	___
	(E) Mojave body, maroon roof and doors	145	230	___
340	Suspension Bridge (2 $\frac{7}{8}$ "), 02-05 *		NRS	___
341	Observation Car (std), 25-33			
	(A) Peacock body and roof, orange doors	50	70	___
	(B) Gray body and roof, maroon doors	50	70	___
	(C) State brown body, dark brown roof	125	157	___
	(D) Peacock body, dark green roof	65	95	___
	(E) Mojave body, maroon roof and doors	135	165	___
350	Track Bumper (2 $\frac{7}{8}$ "), 02-05		550	___
380	Elevated Pillars (2 $\frac{7}{8}$ "), 04-05 *	30	70	___
380	Electric Locomotive 0-4-0 (std), 23-27	310	440	___
380E	Electric Locomotive 0-4-0 (std), 26-29			
	(A) Mojave	445	630	___
	(B) Maroon	295	400	___
	(C) Dark green	370	460	___
381	Electric Locomotive 4-4-4 (std), 28-29 *	1600	2100	___
381E	Electric Locomotive 4-4-4 (std), 28-36 *			
	(A) State green, apple green subframe	1500	2500	___
	(B) State green, red subframe	1900	3250	___
381U	Electric Locomotive 4-4-4 Kit (std), 28-29	1600	4100	___
384	2-4-0 Locomotive (std), 30-32 *	415	730	___
384E	2-4-0 Locomotive (std), 30-32 *	425	650	___
385E	2-4-2 Locomotive (std), 33-39 *	370	670	___
390	2-4-2 Locomotive (std), 29 *	460	820	___
390E	2-4-2 Locomotive (std), 29-31 *			
	(A) Black, with or without orange stripe	460	690	___
	(B) 2-tone blue, cream-orange stripe	650	1050	___
	(C) 2-tone green, orange or green stripe	990	2050	___

PREWAR 1901-1942

Good Exc Cond/S

392E	4-4-2 Locomotive (std), 32-39*			
	(A) Black, 384 Tender	750	1250	—
	(B) Black, large 12-wheel Tender	1050	1475	—
	(C) Gunmetal gray	1000	1800	—
400	Express Trail Car (2 $\frac{7}{8}$ "), 03-05*	3500	5850	—
400E	4-4-4 Locomotive (std), 31-39*			
	(A) Black	1400	2150	—
	(B) Medium blue boiler	1550	2350	—
	(C) Black crackle finish	1550	2800	—
402	Electric Locomotive 0-4-4-0 (std), 23-27	365	570	—
402E	Electric Locomotive 0-4-4-0 (std), 26-29	345	550	—
404	Summer Trolley (std), 10		NRS	—
408E	Electric Locomotive 0-4-4-0 (std), 27-36*			
	(A) Apple green or mojave, red pilots	770	980	—
	(B) 2-tone brown, brown pilots	2100	2650	—
	(C) Dark green, red pilots	1850	3400	—
412	<i>California</i> Pullman Car (std), 29-35*			
	(A) Light green body, dark green roof	590	1750	—
	(B) Light brown body, dark brown roof	620	2100	—
413	<i>Colorado</i> Pullman Car (std), 29-35*			
	(A) Light green body, dark green roof	590	1750	—
	(B) Light brown body, dark brown roof	620	2100	—
414	<i>Illinois</i> Pullman Car (std), 29-35*			
	(A) Light green body, dark green roof	590	2050	—
	(B) Light brown body, dark brown roof	620	2050	—
416	<i>New York</i> Observation Car (std), 29-35*			
	(A) Light green body, dark green roof	590	1750	—
	(B) Light brown body, dark brown roof	620	2100	—
418	Pullman Car (std), 23-32*	225	320	—
419	Combination (std), 23-32*	205	280	—
420	<i>Faye</i> Pullman Car (std), 30-40*			
	(A) Brass trim	485	900	—
	(B) Nickel trim	500	1200	—
421	<i>Westphal</i> Pullman Car (std), 30-40*			
	(A) Brass trim	500	900	—
	(B) Nickel trim	500	1200	—
422	<i>Tempel</i> Observation Car (std), 30-40*			
	(A) Brass trim	485	900	—
	(B) Nickel trim	500	1200	—

PREWAR 1901-1942

Good Exc Cond/S

424	<i>Liberty Belle</i> Pullman Car (std), 31-40*			
	(A) Brass trim	350	530	___
	(B) Nickel trim	385	650	___
425	<i>Stephen Girard</i> Pullman Car (std), 31-40*			
	(A) Brass trim	350	530	___
	(B) Nickel trim	385	650	___
426	<i>Coral Isle</i> Observation Car (std), 31-40*			
	(A) Brass trim	350	530	___
	(B) Nickel trim	385	650	___
428	Pullman Car (std), 26-30*			
	(A) Dark green body and roof	250	385	___
	(B) Orange body and roof, apple green windows	390	890	___
429	Combine Car (std), 26-30*			
	(A) Dark green body and roof	250	385	___
	(B) Orange body and roof, apple green windows	390	890	___
430	Observation Car (std), 26-30*			
	(A) Dark green body and roof	250	385	___
	(B) Orange body and roof, apple green windows	390	890	___
431	Diner (std), 27-32*			
	(A) Mojave body, screw-mounted roof	350	540	___
	(B) Mojave body, hinged roof	465	720	___
	(C) Dark green body, orange windows	410	720	___
	(D) Orange body, apple green windows	410	720	___
	(E) Apple green body, red windows	410	720	___
435	Power Station, 26-38*	215	400	___
436	Power Station, 26-37*			
	(A) Power Station plate	135	265	___
	(B) Edison Service plate	270	610	___
437	Switch Signal Tower, 26-37*	190	430	___
438	Signal Tower, 27-39*			
	(A) Mojave base, orange house	215	347	___
	(B) Black base, white house	325	640	___
	(C) Gray base, ivory house	325	640	___
439	Panel Board, 28-42*	80	145	___
440/0440	Signal Bridge, 32-35*	180	445	___
440C	Panel Board, 32-42	90	145	___
441	Weighing Station (std), 32-36	495	1400	___
442	Landscaped Diner, 38-42	250	350	___
444	Roundhouse (std), 32-35*	1350	2850	___

PREWAR 1901-1942

Good Exc Cond/S

444-18	Roundhouse Clip, 33		NRS	___
450	Electric Locomotive 0-4-0, Macy's (O), 30 u			___
	(A) Red, black frame	295	700	___
	(B) Apple green, dark green frame	415	880	___
450	Set: 450, matching 605, 606 (2), 30 u	750	1800	___
490	Observation Car (std), 23-32*	190	255	___
500	Electric Derrick Car (2 $\frac{7}{8}$ "), 03-04*	5000	6750	___
511	Flatcar (std), 27-40			___
	(A) Dark green	65	115	___
	(B) Medium green	75	165	___
512	Gondola (std), 27-39			___
	(A) Peacock	38	58	___
	(B) Light green	50	95	___
513	Cattle Car (std), 27-38			___
	(A) Olive green, orange roof	70	165	___
	(B) Orange, pea green roof	60	110	___
	(C) Cream, maroon roof	90	175	___
514	Boxcar (std), 29-40			___
	(A) Cream, orange roof	90	155	___
	(B) Yellow, brown roof	115	285	___
514	Refrigerator Car (std), 27-28			___
	(A) Ivory or white, peacock roof	240	400	___
	(B) Cream, peacock roof	215	340	___
	(C) Ivory, peacock roof	285	800	___
514R	Refrigerator Car (std), 29-40			___
	(A) Ivory, peacock roof, brass plates	140	190	___
	(B) Ivory, light blue roof, nickel plates	420	580	___
	(C) White, light blue roof, brass plates	140	180	___
515	Tank Car (std), 27-40			___
	(A) Terra-cotta	90	145	___
	(B) Light tan	105	185	___
	(B) Silver	90	175	___
	(D) Orange, red Shell decal	340	690	___
516	Hopper Car (std), 28-40			___
	(A) Red	170	240	___
	(B) Red, rubber-stamped data	200	300	___
	(C) Light red, nickel trim	200	325	___
517	Caboose (std), 27-40			___
	(A) Pea green body, red roof	50	100	___
	(B) Red body and roof	105	155	___
	(C) Red body, black roof, orange windows	355	640	___

PREWAR 1901-1942

		Good	Exc	Cond/S
520	Floodlight Car (std), 31-40			
	(A) Terra-cotta base	110	210	—
	(B) Green base	110	240	—
529	Pullman Car (O), 26-32			
	(A) Olive green body and roof	25	45	—
	(B) Terra-cotta body and roof	25	60	—
530	Observation Car (O), 26-32			
	(A) Olive green body and roof	25	45	—
	(B) Terra-cotta body and roof	25	63	—
550	Miniature Figures, boxed (std), 32-36*	175	431	—
551	Engineer (std), 32	25	45	—
552	Conductor (std), 32	21	42	—
553	Porter with stool (std), 32	25	50	—
554	Male Passenger (std), 32	25	45	—
555	Female Passenger (std), 32	25	45	—
556	Red Cap with suitcase (std), 32	25	65	—
600	Derrick Trailer (27½"), 03-04*	5000	8550	—
600	Pullman Car, early (O), 15-23			
	(A) Dark green	65	170	—
	(B) Maroon or brown	48	85	—
600	Pullman Car, late (O), 33-42			
	(A) Light red or gray, red roof	50	90	—
	(B) Light blue, aluminum roof	70	120	—
601	Observation Car, late (O), 33-42			
	(A) Light red body and roof	50	90	—
	(B) Light gray, red roof	50	90	—
	(C) Light blue body, aluminum roof	70	120	—
601	Pullman Car, early (O), 15-23	50	70	—
602	Lionel Lines Baggage Car, late (O), 33-42			
	(A) Light red or gray, red roof	60	110	—
	(B) Light blue, aluminum roof	90	150	—
602	NYC Baggage Car (O), 15-23	30	45	—
602	Observation Car (O), 22 u	30	36	—
603	Pullman Car, early (O), 22 u	40	70	—
603	Pullman Car, later (O), 20-25	20	45	—
603	Pullman Car, latest (O), 31-36			
	(A) Light red body and roof	45	85	—
	(B) Red body, black roof	35	60	—
	(C) Stephen Girard green body, dark green roof	35	60	—
	(D) Maroon body and roof, Macy Special	60	125	—

PREWAR 1901-1942

		Good	Exc	Cond/S
604	Observation Car, later (O), 20-25	35	60	___
604	Observation Car, latest (O), 31-36			
	(A) Light red body and roof	44	85	___
	(B) Red body, black roof	35	60	___
	(C) Yellow-orange body, terra-cotta roof	35	60	___
	(D) Stephen Girard green body, dark green roof	35	60	___
	(E) Maroon body and roof	70	150	___
605	Pullman Car (O), 25-32			
	(A) Gray, Lionel Lines	85	170	___
	(B) Gray, Illinois Central	85	170	___
	(C) Red, Lionel Lines	170	255	___
	(D) Red, Illinois Central	255	340	___
	(E) Orange, Lionel Lines	170	255	___
	(F) Orange, Illinois Central	300	430	___
	(G) Olive green, Lionel Lines	255	340	___
606	Observation Car (O), 25-32			
	(A) Gray, Lionel Lines	130	215	___
	(B) Gray, Illinois Central	90	170	___
	(C) Red, Lionel Lines	170	255	___
	(D) Red, Illinois Central	255	340	___
	(E) Orange, Lionel Lines	170	255	___
	(F) Orange, Illinois Central	170	255	___
	(G) Olive green, Lionel Lines	255	340	___
607	Pullman Car (O), 26-27			
	(A) Peacock, Lionel Lines	50	70	___
	(B) Peacock, Illinois Central	75	115	___
	(C) 2-tone green, Lionel Lines	50	75	___
	(D) Red, Lionel Lines	75	110	___
608	Observation Car (O), 26-37			
	(A) Peacock, Lionel Lines	50	70	___
	(B) Peacock, Illinois Central	75	115	___
	(C) 2-tone green, Lionel Lines	50	75	___
	(D) Red, Lionel Lines	75	110	___
609	Pullman Car (O), 37	60	85	___
610	Pullman Car, early (O), 15-25			
	(A) Dark green body and roof	50	65	___
	(B) Maroon body and roof	60	95	___
	(C) Mojave body and roof	60	95	___

PREWAR 1901-1942

		Good	Exc	Cond/S
610	Pullman Car, late (O), 26-30			
	(A) Olive green body and roof	65	80	___
	(B) Mojave body and roof	55	80	___
	(C) Terra-cotta body, maroon roof	100	155	___
	(D) Pea green body and roof	70	115	___
	(E) Light blue body, aluminum roof	130	260	___
	(F) Light red body, aluminum-painted roof	100	155	___
611	Observation Car (O), 37	55	90	___
612	Observation Car, early (O), 15-25			
	(A) Dark green body and roof	50	60	___
	(B) Maroon body and roof	70	90	___
	(C) Mojave body and roof	70	90	___
612	Observation Car, late (O), 26-30			
	(A) Olive green body and roof	55	80	___
	(B) Mojave body and roof	55	80	___
	(C) Terra-cotta body, maroon roof	100	155	___
	(D) Pea green body and roof	70	115	___
	(E) Light blue body, aluminum roof	130	260	___
	(F) Light red body, aluminum-painted roof	100	155	___
613	Pullman Car (O), 31-40*			
	(A) Terra-cotta body, maroon/terra-cotta roof	85	195	___
	(B) Light red body, light red/aluminum roof	175	350	___
	(C) Blue, two-tone blue roof	115	225	___
614	Observation Car (O), 31-40*			
	(A) Terra-cotta body, maroon/terra-cotta roof	100	190	___
	(B) Light red body, light red/aluminum roof	175	350	___
	(C) Blue, two-tone blue roof	115	225	___
615	Baggage Car (O), 33-40*	150	260	___
616E/W	Diesel only (O), 35-41	90	215	___
616E/W	Set: 616, 617 (2), 618	310	570	___
617	Coach (O), 35-41			
	(A) Blue and white	55	85	___
	(B) Chrome, gunmetal skirts	55	85	___
	(C) Chrome, chrome skirts	55	85	___
	(D) Silver-painted	55	85	___
618	Observation Car (O), 35-41			
	(A) Blue and white	55	85	___
	(B) Chrome, gunmetal skirts	55	85	___
	(C) Chrome, chrome skirts	55	85	___
	(D) Silver-painted	55	85	___

PREWAR 1901-1942

Good Exc Cond/S

619	Combine Car (O), 36-38			
	(A) Blue, white windows band	100	205	___
	(B) Chrome, chrome skirts	100	205	___
620	Floodlight Car (O), 37-42	50	85	___
629	Pullman Car (O), 24-32			
	(A) Dark green body and roof	30	40	___
	(B) Orange body and roof	30	40	___
	(C) Red body and roof	20	32	___
	(D) Light red body and roof	40	55	___
630	Observation Car, 24-32			
	(A) Dark green body and roof	30	40	___
	(B) Orange body and roof	30	40	___
	(C) Red body and roof	20	32	___
	(D) Light red body and roof	40	55	___
636W	Diesel only (O), 36-39	90	175	___
636W	Set: 636W, 637 (2), 638, 36-39	375	640	___
637	Coach (O), 36-39	70	105	___
638	Observation Car (O), 36-39	70	105	___
651	Flatcar (O), 35-40	28	55	___
652	Gondola (O), 35-40	28	55	___
653	Hopper Car (O), 34-40	35	65	___
654	Tank Car (O), 34-42			
	(A) Orange or aluminum	38	60	___
	(B) Gray	42	75	___
655	Boxcar (O), 34-42			
	(A) Cream, maroon roof	35	60	___
	(B) Cream, tuscan roof	47	75	___
656	Cattle Car (O), 35-40			
	(A) Light gray, vermilion roof	40	100	___
	(B) Burnt orange, tuscan roof	70	125	___
657	Caboose (O), 34-42			
	(A) Red body and roof	20	34	___
	(B) Red body, tuscan roof	25	42	___
659	Dump Car (O), 35-42	40	75	___
700	Electric Locomotive 0-4-0 (O), 15-16	360	690	___
700E	4-6-4 NYC Hudson "5344," scale (O), 37-42*	1400	2950	___
700K	4-6-4 Locomotive, unbuilt gray primer (O), 38-42	4400	5950	___
701	0-6-0 PRR Locomotive "8976," 41		2350	___
701	Electric Locomotive 0-4-0 (O), 15-16	390	660	___
702	Baggage Car (O), 17-21	115	305	___

PREWAR 1901-1942

		Good	Exc	Cond/S
703	Electric Locomotive 4-4-4 (O), 15-16	1400	2350	___
706	Electric Locomotive 0-4-0 (O), 15-16	375	630	___
708	0-6-0 PRR Locomotive "8976" (O), 39-42*	1450	2850	___
710	Pullman Car (O), 24-34			
	(A) Red, Lionel Lines	200	300	___
	(B) Orange, Lionel Lines	150	225	___
	(C) Orange, New York Central	175	225	___
	(D) Orange, Illinois Central	300	450	___
	(E) 2-tone blue, Lionel Lines	300	415	___
	(F) Orange, New York Central	200	260	___
711	Remote Control Switches, pair (O72), 35-42	80	150	___
712	Observation Car (O), 24-34			
	(A) Red, Lionel Lines	185	355	___
	(B) Orange, Lionel Lines	140	265	___
	(C) Orange, New York Central	168	310	___
	(D) Orange, Illinois Central	280	530	___
	(E) 2-tone blue, Lionel Lines	280	485	___
714	Boxcar (O), 40-42*	350	610	___
714K	Boxcar, unbuilt (O), 40-42		480	___
715	Tank Car (O), 40-42*			
	(A) SEPS 8124 decal	340	610	___
	(B) SUNX 715 decal	435	880	___
715K	Tank Car, unbuilt (O), 40-42		530	___
716	Hopper Car (O), 40-42*	310	408	___
716K	Hopper Car, unbuilt (O), 40-42		730	___
717	Caboose (O), 40-42*	340	510	___
717K	Caboose, unbuilt (O), 40-42		590	___
720	90-degree Crossing (O72), 35-42	21	40	___
721	Manual Switches, pair (O72), 35-42	50	105	___
730	90-degree Crossing (O72), 35-42	20	36	___
731	Remote Control Switches, pair, T-rail (O72), 35-42	80	135	___
751E/W	Set: 752, 753 (2), 754 (O), 34-41*	640	1050	___
752E	Diesel only (O), 34-41*			
	(A) Yellow and brown	190	355	___
	(B) Aluminum	180	340	___
753	Coach (O), 36-41			
	(A) Yellow and brown	100	185	___
	(B) Aluminum	95	180	___

PREWAR 1901-1942

Good Exc Cond/S

754	Observation Car (O), 36-41			
	(A) Yellow and brown	100	185	___
	(B) Aluminum	95	180	___
760	Curved Track, 16 pieces, (072), 35-42	37	70	___
761	Curved Track (072), 34-42	1	2	___
762	Straight Track (072), 34-42	1	2	___
762S	Insulated Straight Track (072), 34-42	2	5	___
763E	4-6-4 Locomotive (O), 37-42			
	(A) Gunmetal, 263 or 2263W Tender	1200	2650	___
	(B) Gunmetal, 2226X or 2226WX Tender	1350	2950	___
	(C) Black, 2226WX Tender	1200	2650	___
771	Curved Track, T-rail (072), 35-42	3	10	___
772	Straight Track, T-rail (072), 35-42	4	12	___
773	Fishplate Set, 50 plates (072), 36-42	25	32	___
782	<i>Hiawatha</i> Combine Car (O), 35-41*	230	380	___
783	<i>Hiawatha</i> Coach (O), 35-41*	140	290	___
784	<i>Hiawatha</i> Observation Car (O), 35-41*	205	445	___
792	<i>Rail Chief</i> Combine Car (O), 37-41*	215	580	___
793	<i>Rail Chief</i> Coach (O), 37-41*	290	800	___
794	<i>Rail Chief</i> Observation Car (O), 37-41*	250	800	___
800	Boxcar (2 $\frac{7}{8}$ "), 04-05*	2500	4050	___
800	Boxcar (O), 15-26			
	(A) Light orange body, brown-maroon roof	45	70	___
	(B) Orange body and roof, PRR	30	43	___
801	Caboose (O), 15-26	36	46	___
802	Stock Car (O), 15-26	43	60	___
803	Hopper Car, early (O), 23-28	28	55	___
803	Hopper Car, late (O), 29-34	39	55	___
804	Tank Car (O), 23-28	28	45	___
805	Boxcar (O), 27-34			
	(A) Pea green, terra-cotta roof	35	55	___
	(B) Pea green, maroon roof	44	115	___
	(C) Orange, maroon roof	44	95	___
806	Stock Car (O), 27-34			
	(A) Pea green, terra-cotta roof	42	75	___
	(B) Orange, various color roofs	35	50	___
807	Caboose (O), 27-40			
	(A) Peacock body, dark green roof	20	35	___
	(B) Red body, peacock roof	20	38	___
	(C) Light red body and roof	23	40	___

PREWAR 1901-1942

Good Exc Cond/S

809	Dump Car (O), 31-41			
	(A) Orange bin	40	70	___
	(B) Green bin	40	85	___
810	Crane Car (O), 30-42			
	(A) Terra-cotta cab, maroon roof	170	270	___
	(B) Cream cab, vermilion roof	130	205	___
811	Flatcar (O), 26-40			
	(A) Maroon	40	70	___
	(B) Aluminum	47	100	___
812	Gondola (O), 26-42	44	83	___
812T	Tool Set: pick, shovel, spade, 30-41	40	95	___
813	Stock Car (O), 26-42			
	(A) Orange body, pea green roof	65	145	___
	(B) Orange body, maroon roof	55	135	___
	(C) Cream body, maroon roof	100	225	___
	(D) Tuscan body and roof		1600	___
814	Boxcar (O), 26-42			
	(A) Cream, orange roof	46	105	___
	(B) Cream, maroon roof	115	140	___
	(C) Yellow, brown roof	110	120	___
814R	Refrigerator Car (O), 29-42			
	(A) Ivory, peacock roof	100	175	___
	(B) White, light blue roof	120	265	___
	(C) Flat white, brown roof	600	900	___
815	Tank Car (O), 26-42			
	(A) Pea green, maroon frame	250	510	___
	(B) Pea green, black frame	70	155	___
	(C) Aluminum, black frame	50	115	___
	(D) Orange-yellow, black frame	150	255	___
816	Hopper Car (O), 27-42			
	(A) Olive green	85	155	___
	(B) Red body	65	115	___
	(C) Black body	370	680	___
817	Caboose (O), 26-42			
	(A) Peacock body, dark green roof	45	70	___
	(B) Red body, peacock roof	45	80	___
	(C) Light red body and roof	45	80	___
820	Boxcar (O), 15-26			
	(A) Orange, Illinois Central	38	80	___
	(B) Orange, Union Pacific	48	105	___

PREWAR 1901-1942

		Good	Exc	Cond/S
820	Floodlight Car (O), 31-42			
	(A) Terra-cotta	100	185	___
	(B) Green	100	175	___
	(C) Light green	105	180	___
821	Stock Car (O), 15-16, 25-26	45	85	___
822	Caboose (O), 15-26	35	65	___
831	Flatcar (O), 27-34	24	43	___
840	Industrial Power Station, 28-40*	1200	3050	___
900	Ammunition Car (O), 17-21	120	340	___
900	Box Trail Car (2 $\frac{7}{8}$ "), 04-05*	2000	3600	___
901	Gondola (O), 19-27	25	49	___
902	Gondola (O), 27-34	29	45	___
910	Grove of Trees, 32-42	70	155	___
911	Country Estate, 32-42	195	410	___
912	Suburban Home	300	620	___
913	Landscaped Bungalow, 40-42	140	285	___
914	Park Landscape, 32-35	90	205	___
915	Tunnel, 65" or 60" long, 32-33, 35	160	435	___
916	Tunnel, 29 $\frac{1}{4}$ " long, 35	95	180	___
917	Scenic Hillside, 34" x 15", 32-36	90	205	___
918	Scenic Hillside, 30" x 10", 32-36	90	205	___
919	Park Grass, cloth bag, 32-42	8	17	___
920	Village, 32-33	600	1600	___
921	Scenic Park, 3 pieces, 32-33	980	2600	___
921C	Park Center, 32-33	400	1050	___
922	Terrace, 32-36	90	175	___
923	Tunnel, 40 $\frac{1}{4}$ " long, 33-42	90	225	___
924	Tunnel, 30" long (072), 35-42	50	135	___
925	Lubricant, 35-42	1	2	___
927	Flag Plot, 37-42	70	135	___
1000	Passenger Car (2 $\frac{7}{8}$ "), 05*	4500	6750	___
1000	Trolley Trailer (std), 10-16	1400	2250	___
1010	Electric Locomotive 0-4-0, Winner Lines (O), 31-32	90	160	___
1010	Interurban Trailer (std), 10-16	1000	1800	___
1011	Pullman Car, Winner Lines (O), 31-32	55	75	___
1012	Station, 32	50	70	___
1015	0-4-0 Locomotive (O), 31-32	100	205	___
1017	Winner Station, 33	25	70	___
1019	Observation Car (O), 31-32	50	70	___
1020	Baggage Car (O), 31-32	65	110	___

PREWAR 1901-1942

		Good	Exc	Cond/S
1021	90-degree Crossover (O27), 32-42	1	4	___
1022	Tunnel, 18¾" long (O), 35-42	15	32	___
1023	Tunnel, 19" long, 34-42	20	41	___
1024	Switches, pair (O27), 37-42	4	15	___
1025	Bumper (O27), 40-42	14	25	___
1027	Transformer Station, 34	50	115	___
1028	Transformer, 40 watts, 39	3	11	___
1029	Transformer, 25 watts, 36	6	18	___
1030	Electric Locomotive 0-4-0 (O), 32	75	135	___
1030	Transformer, 40 watts, 35-38	6	23	___
1035	0-4-0 Locomotive (O), 32	75	115	___
1037	Transformer, 40 watts, 40-42	7	23	___
1038	Transformer, 30 watts, 40	2	4	___
1039	Transformer, 35 watts, 37-40	7	18	___
1040	Transformer, 60 watts, 37-39	12	27	___
1041	Transformer, 60 watts, 39-42	13	30	___
1045	Watchman, 38-42	30	60	___
1050	Passenger Car Trailer (27½"), 05*	5000	7200	___
1100	Summer Trolley Trailer (std), 10-13		NRS	___
1100	Mickey Mouse Handcar, 35-37*			___
	(A) Red base	405	640	___
	(B) Apple green base, orange shoes	500	880	___
	(C) Orange base	600	1200	___
1103	Peter Rabbit Handcar (O), 35-37*	330	820	___
1105	Santa Claus Handcar (O), 35-35*			___
	(A) Red base	660	1050	___
	(B) Green base	720	1200	___
1107	Transformer Station, 33	25	70	___
1107	Donald Duck Handcar (O), 36-37*			___
	(A) White dog house, red roof	475	1200	___
	(B) White dog house, green roof	450	1100	___
	(C) Orange dog house, green roof	640	1850	___
1121	Switches, pair (O27), 37-42	15	34	___
1506L	0-4-0 Locomotive (O), 33-34	95	125	___
1506M	0-4-0 Locomotive (O), 35	250	430	___
1508	0-4-0 Commodore Vanderbilt with 1509 Mickey Mouse stoker Tender, 35	420	690	___
1511	0-4-0 Locomotive (O), 36-37	110	160	___
1512	Gondola (O), 31-33, 36-37	29	47	___
1514	Boxcar (O), 31-37	23	41	___
1515	Tank Car (O), 33-37	25	41	___

PREWAR 1901-1942

Good Exc Cond/S

1517	Caboose (O), 31-37	25	41	___
1518	Mickey Mouse Circus Dining Car (O), 35	120	260	___
1519	Mickey Mouse Band Car (O), 35	120	260	___
1520	Mickey Mouse Circus Car (O), 35	120	260	___
1536	Mickey Mouse Circus Set: 1508, 1509, 1518, 1519, 1520, 35	770	1350	___
1550	Switches, for windup trains, pair, 33-37	2	5	___
1555	90-degree Crossover, for windup trains, 33-37	1	2	___
1560	Station, 33-37	15	34	___
1569	Accessory Set, 8 pieces, 33-37	35	70	___
1588	0-4-0 Locomotive (O), 36-37	150	250	___
1630	Pullman Car (O), 38-42			
	(A) Aluminum windows	35	70	___
	(B) Light gray windows	47	80	___
1631	Observation Car (O), 38-42			
	(A) Aluminum windows	35	70	___
	(B) Light gray windows	47	80	___
1651E	Electric Locomotive 0-4-0 (O), 33	130	240	___
1661E	2-4-0 Locomotive (O), 33	75	160	___
1662	0-4-0 Locomotive (027), 40-42	275	445	___
1663	0-4-0 Locomotive (027), 40-42	200	385	___
1664/E	2-4-2 Locomotive (027), 38-42			
	(A) Gunmetal	60	100	___
	(B) Black	60	95	___
1666/E	2-6-2 Locomotive (027), 38-42			
	(A) Gunmetal	115	170	___
	(B) Black	95	145	___
1668/E	2-6-2 Locomotive (027), 37-41			
	(A) Gunmetal	75	115	___
	(B) Black	75	130	___
1673	Coach (O), 36-37			
	(A) Aluminum windows	35	75	___
	(B) Light gray windows	47	90	___
1674	Pullman Car (O), 36-37	35	75	___
1675	Observation Car (O), 36-37	30	70	___
1677	Gondola (O), 33-35, 39-42			
	(A) Light blue, Ives	40	60	___
	(B) Blue or red, Lionel	21	37	___

PREWAR 1901-1942

		Good	Exc	Cond/S
1679	Boxcar (O), 33-42			
	(A) Cream, Ives	23	38	___
	(B) Cream, Lionel	23	38	___
	(C) Cream or yellow, Baby Ruth	19	38	___
1680	Tank Car (O), 33-42			
	(A) Aluminum, Ives Tank Lines	80	95	___
	(B) Aluminum, no Ives lettering	19	34	___
	(C) Orange, Shell Oil	15	29	___
1681	2-4-0 Locomotive (O), 34-35			
	(A) Black, red frame	55	120	___
	(B) Red, red frame	110	145	___
1681E	2-4-0 Locomotive (O), 34-35			
	(A) Black, red frame	65	130	___
	(B) Red, red frame	130	165	___
1682	Caboose (O), 33-42			
	(A) Vermilion, Ives	34	70	___
	(B) Red or tuscan, Lionel	17	40	___
1684	2-4-2 Locomotive (027), 41-42			
	(A) Black	45	70	___
	(A) Gunmetal	45	70	___
1685	Coach (O), 33-37 <i>u</i>			
	(A) Gray, maroon roof	240	495	___
	(B) Red, maroon roof	170	335	___
	(C) Blue, silver roof	170	315	___
1686	Baggage Car (O), 33-37 <i>u</i>			
	(A) Gray, maroon roof	240	495	___
	(B) Red, maroon roof	170	335	___
	(C) Blue, silver roof	170	315	___
1687	Observation Car (O), 33-37 <i>u</i>			
	(A) Gray, maroon roof	170	315	___
	(B) Red, maroon roof	180	315	___
	(C) Blue, silver roof	170	315	___
1688/E	2-4-2 Locomotive (027), 36-46	50	95	___
1689E	2-4-2 Locomotive (027), 36-37			
	(A) Gunmetal	75	115	___
	(B) Black	60	100	___
1690	Pullman Car (O), 33-40	35	60	___
1691	Observation Car (O), 33-40	35	60	___
1692	Pullman Car (027), 39 <i>u</i>	45	70	___
1693	Observation Car (027), 39 <i>u</i>	45	70	___
1700E	Diesel, power unit only (027), 35-37	45	70	___

PREWAR 1901-1942

Good Exc Cond/S

1700E	Set: 1700, 1701 (2), 1702, 35-37 <i>u</i>			
	(A) Aluminum and light red	140	250	___
	(B) Chrome and light red	140	250	___
	(C) Orange and gray	155	285	___
1701	Coach (O27), 35-37			
	(A) Chrome sides and roof	20	46	___
	(B) Silver sides and roof	30	55	___
	(C) Orange and gray	75	150	___
1702	Observation Car (O27), 35-37			
	(A) Chrome sides and roof	20	46	___
	(B) Silver sides and roof	30	55	___
	(C) Orange and gray	75	150	___
1703	Observation Car, hooked coupler, 35-37 <i>u</i>	49	110	___
1717	Gondola (O), 33-40 <i>u</i>	30	48	___
1717X	Gondola (O), 40 <i>u</i>	27	48	___
1719	Boxcar (O), 33-40 <i>u</i>	30	50	___
1719X	Boxcar (O), 41-42 <i>u</i>	30	50	___
1722	Caboose (O), 33-42 <i>u</i>	25	50	___
1722X	Caboose (O), 39-40 <i>u</i>	26	41	___
1766	Pullman Car (std), 34-40*			
	(A) Terra-cotta, maroon roof, brass trim	300	650	___
	(B) Red, maroon roof, nickel trim	300	540	___
1767	Baggage Car (std), 34-40*			
	(A) Terra-cotta, maroon roof, brass trim	295	850	___
	(B) Red, maroon roof, nickel trim	295	700	___
1768	Observation Car (std), 34-40*			
	(A) Terra-cotta, maroon roof, brass trim	300	650	___
	(B) Red, maroon roof, nickel trim	300	540	___
1811	Pullman Car (O), 33-37	32	70	___
1812	Observation Car (O), 33-37	30	65	___
1813	Baggage Car (O), 33-37	60	135	___
1816/W	Diesel (O), 35-37	100	240	___
1817	Coach (O), 35-37	22	50	___
1818	Observation Car (O), 35-37	22	50	___
1835E	2-4-2 Locomotive (std), 34-39	470	730	___
1910	Electric Locomotive 0-6-0, early (std), 10-11	920	1550	___
1910	Electric Locomotive 0-6-0, late (std), 12	550	1350	___
1910	Pullman Car (std), 09-10 <i>u</i>	860	1800	___
1911	Electric Locomotive 0-4-0, early (std), 10-12	860	1700	___
1911	Electric Locomotive 0-4-0, late (std), 13	700	1100	___

PREWAR 1901-1942

		Good	Exc	Cond/S
1911	Electric Locomotive 0-4-4-0 Special (std), 11-12	860	2500	___
1912	Electric Locomotive 0-4-4-0 (std), 10-12*			
	(A) New York, New Haven & Hartford	1550	3200	___
	(B) New York Central Lines	1300	2700	___
1912	Electric Locomotive 0-4-4-0 Special (std), 11*	2500	4500	___
2200	Summer Trolley Trailer (std), 10-13	1100	2250	___
2600	Pullman Car (O), 38-42	80	155	___
2601	Observation Car (O), 38-42	60	115	___
2602	Baggage Car (O), 38-42	90	185	___
2613	Pullman Car (O), 38-42*			
	(A) Blue, 2-tone blue roof	100	270	___
	(B) State green, 2-tone green roof	200	440	___
2614	Observation Car (O), 38-42*			
	(A) Blue, 2-tone blue roof	100	270	___
	(B) State green, 2-tone green roof	200	440	___
2615	Baggage Car (O), 38-42*			
	(A) Blue, 2-tone blue roof	115	270	___
	(B) State green, 2-tone green roof	200	420	___
2620	Floodlight Car (O), 38-42	65	100	___
2623	Pullman Car (O), 41-42			
	(A) Irvington	175	335	___
	(B) Manhattan	165	310	___
2624	Pullman Car (O), 41-42	750	1700	___
2630	Pullman Car (O), 38-42	30	70	___
2631	Observation Car (O), 38-42	30	70	___
2640	Pullman Car, illuminated (O), 38-42			
	(A) Light blue, aluminum roof	30	70	___
	(B) State green, dark green roof	28	70	___
2641	Observation Car, illuminated (O), 38-42			
	(A) Light blue, aluminum roof	30	70	___
	(B) State green, dark green roof	28	70	___
2642	Pullman Car (O), 41-42	32	70	___
2643	Observation Car (O), 41-42	30	65	___
2651	Flatcar (O), 38-42	30	50	___
2652	Gondola (O), 38-41	26	55	___
2653	Hopper Car (O), 38-42			
	(A) Stephen Girard green	38	70	___
	(B) Black	60	113	___

PREWAR 1901-1942

		Good	Exc	Cond/S
2654	Tank Car (O), 38-42			
	(A) Aluminum, Sunoco	35	60	___
	(B) Orange, Shell	35	60	___
	(C) Light gray, Sunoco	41	70	___
2655	Boxcar (O), 38-42			
	(A) Cream, maroon roof	35	65	___
	(B) Cream, tuscan roof	38	75	___
2656	Stock Car (O), 38-41			
	(A) Light gray, red roof	45	75	___
	(B) Burnt orange, tuscan roof	75	115	___
2657	Caboose (O), 40-41	26	45	___
2657X	Caboose (O), 40-41	25	41	___
2659	Dump Car (O), 38-41	40	70	___
2660	Crane (O), 38-42	85	115	___
2672	Caboose (O27), 41-42	22	35	___
2677	Gondola (O27), 39-41	26	37	___
2679	Boxcar (O27), 38-42	26	29	___
2680	Tank Car (O27), 38-42			
	(A) Aluminum, Sunoco	15	41	___
	(B) Orange, Shell	15	41	___
2682	Caboose (O27), 38-42	18	32	___
2682X	Caboose (O27), 38-42	22	35	___
2717	Gondola (O), 38-42 <i>u</i>	21	41	___
2719	Boxcar (O), 38-42 <i>u</i>	29	50	___
2722	Caboose (O), 38-42 <i>u</i>	25	50	___
2755	Tank Car (O), 41-42	65	157	___
2757	Caboose (O), 41-42	26	38	___
2757X	Caboose (O), 41-42	25	36	___
2758	Automobile Boxcar (O), 41-42	38	60	___
2810	Crane Car (O), 38-42	145	205	___
2811	Flatcar (O), 38-42	65	115	___
2812	Gondola (O), 38-42			
	(A) Green	42	83	___
	(B) Dark orange	44	95	___
2813	Stock Car (O), 38-42	120	223	___
2814	Boxcar (O), 38-42			
	(A) Cream, maroon roof	85	198	___
	(B) Orange, brown roof	85	205	___
2814R	Refrigerator Car (O), 38-42		198	___
	(A) White, light blue roof, nickel plates	150	258	___
	(B) White, brown roof, no plates	375	660	___

PREWAR 1901-1942

		Good	Exc	Cond/S
2815	Tank Car (O), 38-42			
	(A) Aluminum	85	165	___
	(B) Orange	135	250	___
2816	Hopper Car (O), 35-42			
	(A) Red	100	190	___
	(B) Black	110	205	___
2817	Caboose (O), 36-42			
	(A) Light red body and roof	90	145	___
	(B) Flat red body, tuscan roof	140	225	___
2820	Floodlight Car (O), 38-42			
	(A) Stamped nickel searchlights	110	205	___
	(B) Gray die-cast searchlights	120	260	___
2954	Boxcar (O), 40-42*	145	362	___
2955	Sunoco Tank Car (O), 40-42*			
	(A) Shell decal	225	498	___
	(B) Sunoco decal	340	690	___
2956	Hopper Car (O), 40-42*	160	400	___
2957	Caboose (O), 40-42*	145	313	___
3300	Summer Trolley Trailer (std), 10-13	1400	2250	___
3651	Operating Lumber Car (O), 39-42	24	55	___
3652	Operating Gondola (O), 39-42	36	85	___
3659	Operating Dump Car (O), 39-42	26	32	___
3811	Operating Lumber Car (O), 39-42	33	77	___
3814	Operating Merchandise Car (O), 39-42	125	245	___
3859	Operating Dump Car (O), 38-42	44	100	___
17255	Chevy DD Boxcar "9200" (std O), 99		38	___

Other Transformers and Motors

A	Miniature Motor, 04	50	95	___
A	Transformer, 40, 60 watts, 21-37	8	25	___
B	New Departure Motor, 06-16	75	135	___
B	Transformer, 50, 75 watts, 16-38	6	24	___
C	New Departure Motor, 06-16	100	180	___
D	New Departure Motor, 06-14	100	180	___
E	New Departure Motor, 06-14	100	180	___
F	New Departure Motor, 06-14	100	180	___
G	Fan Motor, battery-operated, 06-14	100	180	___
K	Transformer, 150, 200 watts, 13-38	19	95	___
L	Transformer, 50, 75 watts, 13-16, 33-38	8	24	___
M	Peerless Motor, battery-operated, 15-20	30	80	___
N	Transformer, 50 watts, 41-42	7	23	___

PREWAR 1901-1942

		Good	Exc	Cond/S
Q	Transformer, 50 watts, 14-15	13	32	___
Q	Transformer, 75 watts, 38-42	15	40	___
R	Peerless Motor, battery-operated, reversing, 15-20	30	75	___
R	Transformer, 100 watts, 38-42	27	60	___
S	Transformer, 50 watts, 14-17	18	37	___
T	Transformer, 75, 100, 150 watts, 14-28	10	28	___
U	Transformer, Aladdin, 32-33	6	16	___
V	Transformer, 150 watts, 39-42	55	95	___
W	Transformer, 75 watts, 32-33	7	37	___
Y	Peerless Motor, battery-operated, 3-speed, 15-20	40	80	___
Z	Transformer, 250 watts, 39-42	118	170	___

Track, Lockons, and Contactors

O Straight	0.25	1	___
O Curve	0.25	1	___
O72 Straight	1	2	___
O72 Curve	1	2	___
O27 Straight	0.25	0.50	___
O27 Curve	0.25	0.50	___
Standard Straight	1	3	___
Standard Curve	1	2	___
Standard Insulated Straight, 33-42	2	4	___
Standard Insulated Curve, 33-42	1	2	___
O Gauge Lockon	0.25	0.50	___
Standard Gauge Lockon	0.25	1	___
UTC Lockon	0.50	1	___
145C Contactor	3	10	___
153C Contactor	3	7	___
Track Clips, dozen (O), 37	4	12	___

Section 2 POSTWAR 1945-1969

		Good	Exc	Cond/S
011-11	Fiber Pins (O), 46-50		0.25	___
011-43	Insulating Pins, dozen (O), 61	1	2	___
020	90-degree Crossover (O), 45-61	8	11	___
020X	45-degree Crossover (O), 46-59	7	10	___
022	Remote Control Switches, pair (O), 45-69	34	42	___
022-500	Adapter Set (O), 57-61	1	4	___
022A	Remote Control Switches, pair (O), 47	32	165	___
025	Bumper (O), 46-47	8	22	___
026	Bumper, gray, 48	20	66	___
027C-1	Track Clips, dozen (027), 47, 49	2	6	___
30	Water Tower, 47-50	75	100	___
31	Curved Track (Super O), 57-66	1	2	___
31-7	Power Blade Connection (Super O), 57-61		0.50	___
31-15	Ground Rail Pin (Super O), 57-66		0.75	___
31-45	Power Blade Connection (Super O), 61-66		0.75	___
32	Straight Track (Super O), 57-66	1	3	___
32-10	Insulating Pin (Super O), 57-60		0.50	___
32-20	Power Blade Insulator (Super O), 57-60		0.25	___
32-25	Insulating Pin (Super O), 57-61		0.25	___
32-30	Ground Pin (Super O), 57-61		0.25	___
32-31	Power Pin (Super O), 57-61		0.25	___
32-32	Insulating Pin (Super O), 57-61		0.25	___
32-33	Ground Pin (Super O), 57-61		0.25	___
32-34	Power Pin (Super O), 57-61		0.25	___
32-45	Power Blade Insulators, dozen (Super O), 61-66	1	2	___
32-55	Insulating Pins, dozen (Super O), 61-66	1	2	___
33	Half Curved Track (Super O), 57-66	1	3	___
34	Half Straight Track (Super O), 57-66	1	3	___
35	Boulevard Lamp, 45-49	15	40	___
36	Remote Control Set (Super O), 57-66	11	16	___
37	Uncoupling Track Set (Super O), 57-66	7	13	___
38	Accessory Adapter Track (Super O), 51-61	6	13	___
38	Operating Water Tower, 46-47	160	338	___
39	Operating Set (Super O), 57	4	8	___
39-5	Operating Set (Super O), 57-58	4	8	___
39-10	Operating Set (Super O), 58	4	8	___
39-15	Operating Set with blade (Super O), 57-58	4	8	___

POSTWAR 1945-1969

		Good	Exc	Cond/S
39-20	Operating Set (Super O), 57-58	4	8	___
39-25	Operating Set (Super O), 61-66	4	9	___
39-35	Operating Set (Super O), 59	4	9	___
40	Hookup Wire, 50-51, 53-63			
	(A) Single reel, orange or gray	7	55	___
	(B) 8 sealed reels in dealer box	125	500	___
40-25	Conductor Wire with envelope, 56-59	11	54	___
40-50	Cable Reel with envelope, 60-61	10	53	___
41	Contactor (Super O)	1	2	___
41	U.S. Army Switcher, 55-57	73	110	___
042/42	Manual Switches, pair (O), 46-59	16	39	___
42	Picatinny Arsenal Switcher, 57	138	365	___
43	Power Track (Super O), 59-66	4	7	___
44	U.S. Army Mobile Launcher, 59-62	105	200	___
44-80	Missiles, 59-60	11	23	___
45	U.S. Marines Mobile Launcher, 60-62	155	300	___
45	Automatic Gateman, 46-49	28	48	___
45N	Automatic Gateman, 45	36	50	___
48	Insulated Straight Track (Super O), 57-66	4	10	___
49	Insulated Curved Track (Super O), 57-66	4	10	___
50	Section Gang Car, 54-64			
	(A) Gray bumpers, rotating blue man and fixed olive men, center horn, 54	288	650	___
	(B) Blue bumpers, rotating olive man and fixed blue men, center horn	37	74	___
	(C) Blue bumpers, rotating olive man and fixed blue men, off-center horn	45	65	___
51	Navy Yard Switcher, 56-57	75	208	___
52	Fire Car, 58-61	95	156	___
53	Rio Grande Snowplow, 57-60			
	(A) Backwards "a" in Rio Grande	120	285	___
	(B) Correctly printed "a"	255	675	___
54	Ballast Tamper, 58-61, 66, 68-69	105	175	___
55	PRR Tie-Jector Car, 57-61	100	174	___
55-150	Ties, 57-60	7	22	___
56	Lamp Post, 46-49	27	55	___
56	M&StL Mine Transport, 58	265	470	___
57	AEC Switcher, 59-60	395	690	___
58	GN Snowplow, 59-61	235	425	___
58	Lamp Post, 46-50	20	55	___
59	Minuteman Switcher, 62-63	255	510	___
60	Lionelville Rapid Transit Trolley, 55-58	80	113	___
61	Ground Lockon (Super O), 57-66	0.25	0.50	___

POSTWAR 1945-1969

		Good	Exc	Cond/S
62	Power Lockon (Super O), 57-66	0.25	0.50	___
64	Street Lamp, 45-49	29	53	___
65	Handcar, 62-66	113	272	___
68	Executive Inspection Car, 58-61	145	230	___
69	Maintenance Car, 60-62	100	263	___
70	Yard Light, 49-50	25	55	___
71	Lamp Post, 49-59	15	18	___
75	Goose Neck Lamps, set of 2, 61-63	12	21	___
76	Boulevard Street Lamps, set of 3, 59-66, 68-69	16	35	___
80	Controller	11	20	___
88	Controller, 46-60	4	10	___
89	Flagpole, 56-58	17	47	___
90	Controller	3	9	___
91	Circuit Breaker, 57-60	13	33	___
92	Circuit Breaker, 59-66, 68-69	8	20	___
93	Water Tower, 46-49	25	60	___
96C	Controller	3	10	___
97	Coal Elevator, 46-50	95	170	___
100	Multivolt DC/AC Transformer, 58-66		70	___
108	Trestle Set, 12 black piers	25	36	___
109	Partial Trestle Set, 61		30	___
110	Graduated Trestle Set, 24 or 22 piers, 55-69	14	23	___
111	Elevated Trestle Set, 10 A piers, 56-69	10	16	___
111-100	Elevated Trestle Piers, set of 2, 60-63	13	56	___
112	Remote Control Switches, pair (Super O), 57-66	75	108	___
114	Newsstand with horn, 57-59	44	100	___
115	Passenger Station, 46-49	165	333	___
118	Newsstand with whistle, 57-58	46	108	___
119	Landscaped Tunnel, 57-58		NRS	___
120	90-degree Crossing (Super O), 57-66	7	11	___
121	Landscaped Tunnel, 59-66		NRS	___
122	Lamp Assortment, 48-52		165	___
123	Lamp Assortment, 55-59	85	185	___
123-60	Lamp Assortment, 60-63		163	___
125	Whistle Shack, 50-55			
	(A) Gray base	10	40	___
	(B) Green base	15	50	___
128	Animated Newsstand, 57-60	70	141	___
130	60-degree Crossing (Super O), 57-61	7	13	___
131	Curved Tunnel, 59-66		NRS	___

POSTWAR 1945-1969

		Good	Exc	Cond/S
132	Passenger Station, 49-55	56	91	___
133	Passenger Station, 57, 61-62, 66	28	75	___
137	Passenger Station, 46	87	180	___
138	Water Tower, 53-57	65	92	___
140	Automatic Banjo Signal, 54-66	22	33	___
142	Manual Switches, pair (Super O), 57-66	32	59	___
145	Automatic Gateman, 50-66	27	46	___
145C	Contactor, 50-60	2	12	___
147	Whistle Controller, 61-66	1	4	___
148	Dwarf Trackside Signal, 57-60	24	58	___
150	Telegraph Pole Set, 47-50	38	68	___
151	Automatic Semaphore, 47-69			
	(A) Green base, yellow blade, 47	25	83	___
	(B) Black base, yellow blade, 47	26	45	___
	(C) Black base, red blade, 47	160	400	___
152	Automatic Crossing Gate, 45-49	12	29	___
153	Automatic Block Control Signal, 45-59	20	33	___
153C	Contactor	3	9	___
154	Automatic Highway Signal, 45-69	16	36	___
155	Blinking Light Signal with bell, 55-57	32	44	___
156	Station Platform, 46-49	45	102	___
157	Station Platform, 52-59	29	60	___
160	Unloading Bin, 52-57			
	(A) Plastic	1	4	___
	(B) Metal	19	73	___
161	Mail Pickup Set, 61-63	34	85	___
163	Single Target Block Signal, 61-69	17	30	___
164	Log Loader, 46-50	100	178	___
167	Whistle Controller, 45-46	5	10	___
175	Rocket Launcher, 58-60	85	185	___
175-50	Extra Rocket, 59-60	5	18	___
182	Magnetic Crane, 46-49	155	267	___
182-22	Steel Scrap with bag, 46-49	50	125	___
192	Operating Control Tower, 59-60	110	255	___
193	Industrial Water Tower, 53-55			
	(A) Red	70	95	___
	(B) Black, 53	100	160	___
195	Floodlight Tower, 57-69	24	60	___
195-75	Floodlight Extension, 8-bulb, 58-60	18	67	___
196	Smoke Pellets, 46-47	50	74	___
197	Rotating Radar Antenna, 57-59	50	105	___
199	Microwave Relay Tower, 58-59	28	65	___

POSTWAR 1945-1969

		Good	Exc	Cond/S
202	UP Alco Diesel A Unit, 57	49	102	___
204	Santa Fe Alco Diesel AA Units, 57	125	240	___
205	Missouri Pacific Alco Diesel AA Units, 57-58			
	(A) Plastic pilot bar	35	125	___
	(B) Metal pilot bar	75	250	___
206	Artificial Coal, large bag, 46-68	5	18	___
207	Artificial Coal, small bag, 46-48	3	14	___
208	Santa Fe Alco Diesel AA Units, 58-59	105	245	___
209	New Haven Alco Diesel AA Units, 58	295	930	___
209	Wooden Barrels, set of 6, 46-50	10	23	___
210	<i>Texas Special</i> Alco Diesel AA Units, 58	63	159	___
211	<i>Texas Special</i> Alco Diesel AA Units, 62-66	95	180	___
212	Santa Fe Alco Diesel AA Units, 64-66	80	160	___
212	USMC Alco Diesel A Unit, 58-59	85	190	___
212T	USMC Diesel Dummy A Unit, 58 u	300	755	___
213	M&StL Alco Diesel AA Units, 64	80	274	___
214	Plate Girder Bridge, 53-69	9	23	___
215	Santa Fe Alco Diesel Units, 65 u			
	(A) AB Units	85	165	___
	(B) AA Units	80	160	___
216	Burlington Alco Diesel A Unit, 58	105	350	___
216	M&StL Alco Diesel AA Units, 64 u	70	200	___
217	B&M Alco Diesel AB Units, 59	95	247	___
218	Santa Fe Alco Diesel Units, 59-63			
	(A) AA Units	70	165	___
	(B) AB Units	70	165	___
	(C) AA Units, solid nose decal	78	297	___
219	Missouri Pacific Alco Diesel AA Units, 59 u	80	220	___
220	Santa Fe Alco Diesel Units, 60-61			
	(A) A Unit	75	115	___
	(B) AA Units	100	205	___
221	2-6-4 Hudson Locomotive, 221T or 221W Tender, 46-47			
	(A) Gray body, black drivers	80	187	___
	(B) Black body, nickel-rimmed black drivers, 47	80	184	___
	(C) Gray body, cast-aluminum drivers, 46	102	300	___
221	Rio Grande Alco Diesel A Unit, 63-64	65	105	___
221	Santa Fe Alco Diesel A Unit, 63-64 u	208	618	___
221	U.S. Marine Corps Alco Diesel A Unit, 63-64 u	198	550	___
222	Rio Grande Alco Diesel A Unit, 62	34	60	___
223	Santa Fe Alco Diesel AB Units, 63	110	285	___

POSTWAR 1945-1969

		Good	Exc	Cond/S
224	2-6-2 Locomotive, 2466T or 2466W Tender, 45-46	95	162	___
224	U.S. Navy Alco Diesel AB Units, 60	160	359	___
225	C&O Alco Diesel A Unit, 60	65	105	___
226	B&M Alco Diesel AB Units, 60 u	85	193	___
227	CN Alco Diesel A Unit, 60 u	85	155	___
228	CN Alco Diesel A Unit, 61 u	80	145	___
229	M&StL Alco Diesel Units, 61-62			
	(A) A Unit, 61	65	110	___
	(B) AB Units, 62	95	200	___
230	C&O Alco Diesel A Unit, 61	75	135	___
231	Rock Island Alco Diesel A Unit, 61-63	100	170	___
232	New Haven Alco Diesel A Unit, 62	60	153	___
233	2-4-2 Scout Locomotive, 233W Tender, 61-62	43	80	___
235	2-4-2 Scout Locomotive, 1130T or 1060T Tender, 60 u	98	266	___
236	2-4-2 Scout Locomotive, 1130T or 1050T Tender, 61-62			
	(A) 1050T slope-back Tender	18	41	___
	(B) 1130T Tender	18	41	___
237	2-4-2 Scout Locomotive, 63-66			
	(A) 1060T Tender	25	55	___
	(B) 234W Tender	45	90	___
238	2-4-2 Scout Locomotive, 234W Tender, 63-64	55	145	___
239	2-4-2 Scout Locomotive, 234W Tender, 65-66	55	90	___
240	2-4-2 Scout Locomotive, 242T Tender, 64 u	95	272	___
241	2-4-2 Scout Locomotive, 234W Tender, 65 u	70	135	___
242	2-4-2 Scout Locomotive, 1060T or 1062T Tender, 62-66	23	48	___
243	2-4-2 Scout Locomotive, 243W Tender, 60	55	108	___
244	2-4-2 Scout Locomotive, 244T or 1130T Tender, 60-61	28	42	___
245	2-4-2 Scout Locomotive, 1130T Tender, 59 u	13	98	___
246	2-4-2 Scout Locomotive, 244T or 1130T Tender, 59-61	22	38	___
247	2-4-2 Scout Locomotive, 247T Tender, 59	27	47	___
248	2-4-2 Scout Locomotive, 1130T Tender, 58	34	157	___
249	2-4-2 Scout Locomotive, 250T Tender, 58	22	50	___
250	2-4-2 Scout Locomotive, 250T Tender, 57	22	52	___
251	2-4-2 Scout Locomotive, 66 u	23	63	___
	(A) 1062T slope-back Tender	160	305	___
	(B) 250T-type Tender	158	303	___
252	Crossing Gate, 50-62	23	28	___

POSTWAR 1945-1969

		Good	Exc	Cond/S
253	Block Control Signal, 56-59	17	26	___
256	Illuminated Freight Station, 50-53			
	(A) Standard	25	40	___
	(B) Light green roof	50	150	___
257	Freight Station with diesel horn, 56-57			
	(A) Maroon base	25	100	___
	(B) Brown base	30	120	___
	(C) Maroon or brown base, light green roof	70	280	___
260	Bumper, 51-69			
	(A) Die-cast	9	19	___
	(B) Black plastic	22	45	___
262	Highway Crossing Gate, 62-69	22	65	___
264	Operating Forklift Platform, 57-60	165	352	___
270	Metal Bridge (O), 46	19	58	___
282	Gantry Crane, 54-57	100	158	___
282R	Gantry Crane, 56-57	110	185	___
299	Code Transmitter Beacon Set, 61-63	85	190	___
308	Railroad Sign Set, die-cast, 45-49	28	50	___
309	Yard Sign Set, plastic, 50-59	14	31	___
310	Billboard Set, 50-68	15	21	___
313	Bascule Bridge, 46-49	220	455	___
313-82	Fiber Pins, 46-60		0.25	___
313-121	Fiber Pins, dozen, 61		1	___
314	Scale Model Girder Bridge, 45-50	13	43	___
315	Trestle Bridge, 46-48	60	120	___
316	Trestle Bridge, 49	17	39	___
317	Trestle Bridge, 50-56	19	39	___
321	Trestle Bridge, 58-64	13	37	___
332	Arch-Under Trestle Bridge, 59-66	19	39	___
334	Operating Dispatching Board, 57-60	150	325	___
342	Culvert Loader, 56-58	125	355	___
345	Culvert Unloader, 57-59	185	350	___
346	Culvert Unloader, manual, 65 u	60	155	___
347	Cannon Firing Range Set, 64 u	170	520	___
348	Culvert Unloader, manual, 66-69	80	190	___
350	Engine Transfer Table, 57-60	215	368	___
350-50	Transfer Table Extension, 57-60	105	250	___
352	Ice Depot with 6352 Ice Car, 55-57	80	173	___
353	Trackside Control Signal, 60-61	17	40	___
356	Operating Freight Station, 52-57			
	(A) Dark green roof, 52-57	60	95	___
	(B) Light green roof, 57	73	230	___

POSTWAR 1945-1969

		Good	Exc	Cond/S
362	Barrel Loader, 52-57			
	(A) Gold lettering	20	90	___
	(B) Red lettering	125	500	___
362-78	Wooden Barrels, 6 pieces, 52-57			
	(A) Brown	7	23	___
	(B) Red		300	___
364	Conveyor Lumber Loader, 48-57	65	89	___
364C	On/Off Switch, 48-64	3	10	___
365	Dispatching Station, 58-59	75	130	___
375	Turntable, 62-64	160	300	___
390C	Switch, double-pole, double-throw, 60-64	9	17	___
394	Rotary Beacon, 49-53	27	48	___
395	Floodlight Tower, 49-56			
	(A) Light green, silver, or unpainted aluminum	15	65	___
	(B) Red or yellow	25	100	___
	(C) Dark green	100	450	___
397	Operating Coal Loader, 48-57			
	(A) Yellow generator, 48	135	379	___
	(B) Blue generator, 49-57	60	105	___
400	B&O Passenger Rail Diesel Car, 56-58	160	205	___
404	B&O Baggage-Mail Rail Diesel Car, 57-58	175	330	___
410	Billboard Blinker, 56-58	33	55	___
413	Countdown Control Panel, 62	44	80	___
415	Diesel Fueling Station, 55-57	80	114	___
419	Heliport Control Tower, 62	175	410	___
443	Missile Launching Platform with ammo dump, 60-62	17	41	___
445	Switch Tower, lighted, 52-57	36	63	___
448	Missile Firing Range Set, 61-63	80	150	___
450	Operating Signal Bridge, 52-58	32	51	___
450L	Signal Light Head, 52-58	19	48	___
452	Overhead Gantry Signal, 61-63	75	145	___
455	Operating Oil Derrick, 50-54	75	152	___
456	Coal Ramp with 3456 Hopper, 50-55	132	173	___
460	Piggyback Transportation Set, 55-57	60	112	___
460P	Piggyback Platform, 55-57	29	80	___
461	Platform with truck and trailer, 66	65	160	___
462	Derrick Platform Set, 61-62	200	325	___
464	Lumber Mill, 56-60	85	170	___
465	Sound Dispatching Station, 56-57	60	95	___
470	Missile Launching Platform with target car, 59-62	75	100	___

POSTWAR 1945-1969

		Good	Exc	Cond/S
479-1	Truck for 6362 Truck Car with envelope, 55-56	10	85	___
480-25	Conversion Magnetic Coupler, 50-60	1	5	___
480-32	Conversion Magnetic Coupler, 61-69	1	5	___
494	Rotary Beacon, 54-66	24	48	___
497	Coaling Station, 53-58	80	190	___
520	LL Boxcab Electric Locomotive, 56-57			
	(A) Black pantograph	20	80	___
	(B) Copper-colored pantograph	35	140	___
600	MKT NW2 Switcher, 55			
	(A) Black frame, black end rails	80	140	___
	(B) Gray frame, yellow or black end rails	220	360	___
601	Seaboard NW2 Switcher, 56	110	222	___
602	Seaboard NW2 Switcher, 57-58	115	180	___
610	Erie NW2 Switcher, 55			
	(A) Black frame	85	145	___
	(B) Yellow frame	285	620	___
	(C) Replacement body with nameplates	125	285	___
611	Jersey Central NW2 Switcher, 57-58	90	160	___
613	UP NW2 Switcher, 58	130	322	___
614	Alaska NW2 Switcher, 59-60			
	(A) Plastic bell, no brake	115	175	___
	(B) No bell, yellow brake	135	243	___
	(C) "Built by Lionel" outlined in yellow near nose	225	390	___
616	Santa Fe NW2 Switcher, 61-62			
	(A) Open E-unit slot and bell/horn slots	125	190	___
	(B) Plugged E-unit slot and open bell/horn slots	100	375	___
	(C) Plugged E-unit slot and bell/horn slots	100	350	___
617	Santa Fe NW2 Switcher, 63	135	315	___
621	Jersey Central NW2 Switcher, 56-57	75	180	___
622	Santa Fe NW2 Switcher, 49-50			
	(A) Large GM decal on cab	163	332	___
	(B) Small GM decal on cab	148	283	___
623	Santa Fe NW2 Switcher, 52-54	135	197	___
624	C&O NW2 Switcher, 52-54	113	198	___
625	LV GE 44-ton Switcher, 57-58	80	135	___
626	B&O GE 44-ton Switcher, 56-57, 59	110	313	___
627	LV GE 44-ton Switcher, 56-57	70	110	___
628	NP GE 44-ton Switcher, 56-57	108	140	___
629	Burlington GE 44-ton Switcher, 56	198	345	___
633	Santa Fe NW2 Switcher, 62	110	163	___

POSTWAR 1945-1969

		Good	Exc	Cond/S
634	Santa Fe NW2 Switcher, 63, 65-66			
	(A) Safety stripes	85	165	___
	(B) No safety stripes	50	110	___
635	UP NW2 Switcher, 65 u	70	130	___
637	2-6-4 Locomotive, 2046 736W Tender, 59-63			
	(A) 2046W Lionel Lines Tender	55	140	___
	(B) 736W Pennsylvania Tender	70	155	___
638-2361	Van Camp's Pork & Beans Boxcar, 62 u	21	38	___
645	Union Pacific NW2 Switcher, 69	60	148	___
646	4-6-4 Locomotive, 2046W Tender, 54-58	123	225	___
665	4-6-4 Locomotive, 2046W, 6026W, or 736W Tender, 54-59, 66	113	260	___
671	6-8-6 Steam Turbine Locomotive, 46-49			
	(A) 671W Tender	100	208	___
	(B) 2671W Tender	148	380	___
671-75	Smoke Lamp, 12 volt, 46	10	20	___
671R	6-8-6 Steam Turbine Locomotive, 4424W or 4671 Tender, 46-49	130	280	___
671RR	6-8-6 Steam Turbine Locomotive, 2046W-50 Tender, 52	120	228	___
671S	Smoke Conversion Kit	20	63	___
675	2-6-2 Locomotive, 2466WX or 6466WX Tender, 47-49	90	170	___
675	2-6-4 Locomotive, 2046W Tender, 52	61	192	___
681	6-8-6 Locomotive, 2046W-50/2671W Tender, 50-51, 53	132	195	___
682	6-8-6 Steam Turbine Locomotive, 2046W-50 Tender, 54-55	237	358	___
685	4-6-4 Hudson Locomotive, 6026W Tender, 53	95	263	___
703-10	Smoke Lamp, 18 volt, 46		27	___
726	2-8-4 Berkshire Locomotive, 47-49			
	(A) 2426W Tender, smoke lamp, 46	250	490	___
	(B) 2426W Tender, 47-49	270	410	___
726RR	2-8-4 Berkshire Locomotive, 2046W Tender, 52	205	305	___
726S	Smoke Conversion Kit	53	306	___
736	2-8-4 Berkshire Locomotive, 2671WX, 2046W, or 736W Tender, 50-66	208	337	___
746	N&W 4-8-4 Class J Northern Locomotive, 57-60			
	(A) Tender with long stripe	568	995	___
	(B) Tender with short stripe	478	883	___
760	Curved Track, 16 sections (072), 54-57	22	45	___
773	4-6-4 Hudson Locomotive, 64-66			
	(A) 773W Tender	545	1025	___
	(B) 736W Tender	458	740	___

POSTWAR 1945-1969

		Good	Exc	Cond/S
773	4-6-4 Hudson Locomotive, 2426W Tender, 50	870	1506	___
902	Elevated Trestle Set, 60		125	___
909	Smoke Fluid, 57-66, 68-69		9	___
919	Artificial Grass, 46-64		15	___
920	Scenic Display Set, 57-58	55	95	___
920-2	Tunnel Portals, pair, 58-59	29	50	___
920-3	Green Grass, 57		11	___
920-4	Yellow Grass, 57		11	___
920-5	Artificial Rock, 57-58	3	7	___
920-8	Dyed Lichen, 57-58	1	11	___
925	Lubricant, large tube, 46-69	1	6	___
926	Lubricant, small tube, 55	1	2	___
926-5	Instruction Booklet, 46-48	1	5	___
927	Lubricating Kit, 50-59	12	23	___
928	Maintenance and Lubricating Kit, 60-63	28	70	___
943	Ammo Dump, 59-61	28	47	___
950	U.S. Railroad Map, 58-66	22	50	___
951	Farm Set, 13 pieces, 58	23	65	___
952	Figure Set, 30 pieces, 58	25	55	___
953	Figure Set, 32 pieces, 59-62	29	70	___
954	Swimming Pool and Playground Set, 30 pieces, 59	27	65	___
955	Highway Set, 22 pieces, 58	24	60	___
956	Stockyard Set, 18 pieces, 59	22	48	___
957	Farm Building and Animal Set, 35 pieces, 58	33	75	___
958	Vehicle Set, 24 pieces, 58	17	55	___
959	Barn Set, 23 pieces, 58	21	50	___
960	Barneyard Set, 29 pieces, 59-61	16	45	___
961	School Set, 36 pieces, 59	17	55	___
962	Turnpike Set, 24 pieces, 58	33	85	___
963	Frontier Set, 18 pieces, 59-60	32	90	___
963-100	Frontier Set, 18 pieces, 60	115	215	___
964	Factory Site Set, 18 pieces, 59	21	55	___
965	Farm Set, 36 pieces, 59	23	63	___
966	Firehouse Set, 45 pieces, 58	21	55	___
967	Post Office Set, 25 pieces, 58	21	55	___
968	TV Transmitter Set, 28 pieces, 58	16	48	___
969	Construction Set, 23 pieces, 60	23	70	___
970	Ticket Booth, 58-60	50	145	___
971	Lichen, 60-64	36	97	___
972	Landscape Tree Assortment, 61-64	10	17	___
973	Complete Landscaping Set, 60-64	14	34	___

POSTWAR 1945-1969

		Good	Exc	Cond/S
974	Scenery Set, 58	29	509	___
980	Ranch Set, 14 pieces, 60	22	75	___
981	Freight Yard Set, 10 pieces, 60	16	55	___
982	Suburban Split Level Set, 18 pieces, 60	16	47	___
983	Farm Set, 7 pieces, 60-61	16	55	___
984	Railroad Set, 22 pieces, 61-62	16	55	___
985	Freight Area Set, 32 pieces, 61	18	55	___
986	Farm Set, 20 pieces, 62	28	50	___
987	Town Set, 24 pieces, 62	28	50	___
988	Railroad Structure Set, 16 pieces, 62	28	50	___
1001	2-4-2 Scout Locomotive, plastic body, 1001T Tender, 48			
	(A) Silver rubber-stamped cab number	35	140	___
	(B) White heat-stamped cab number	22	41	___
1002	Gondola, 48-52			
	(A) Black, white lettering	5	10	___
	(B) Blue, white lettering	6	11	___
	(C) Silver, black lettering	103	380	___
	(D) Yellow, black lettering	104	373	___
	(E) Red, white lettering	103	392	___
	(F) Light blue, black lettering		NRS	___
X1004	PRR Baby Ruth Boxcar, 48-52	6	14	___
1005	Sunoco 1-D Tank Car, 48-50	8	13	___
1007	LL SP-type Caboose, 48-52	3	7	___
	(A) Red body	5	13	___
	(B) Red body, raised board on catwalk	17	55	___
	(C) Tuscan body	275	800	___
1008	Uncoupling Unit (027), 57-62	0.50	1	___
1008-50	Uncoupling Track Section (027), 57-62		1	___
1010	Transformer, 35 watts, 61-66	8	21	___
1011	Transformer, 25 watts, 48-49	8	18	___
1012	Transformer, 35 watts, 50-54	7	15	___
1013	Curved Track (027), 45-69	0.25	0.50	___
1013-17	Steel Pins (027), 46-60		0.25	___
1013-42	Steel Pins (027), 61-68		0.50	___
1014	Transformer, 40 watts, 55	13	22	___
1015	Transformer, 45 watts, 56-60	8	31	___
1016	Transformer, 35 watts, 59-60	7	24	___
1018	Half Straight Track (027), 55-69	0.25	0.50	___
1018	Straight Track (027), 45-69	0.25	0.50	___
1019	Remote Control Track Set (027), 46-48	2	19	___
1020	90-degree Crossing (027), 55-69	3	6	___

POSTWAR 1945-1969

		Good	Exc	Cond/S
1021	90-degree Crossing (027), 45-54	2	5	___
1022	Manual Switches, pair (027), 53-69	12	19	___
1023	45-degree Crossing (027), 56-69	2	5	___
1024	Manual Switches, pair (027), 46-52	8	14	___
1025	Illuminated Bumper (027), 46-47	13	15	___
1025	Transformer, 45 watts, 61-69	13	27	___
1026	Transformer, 25 watts, 61-64	5	14	___
1032	Transformer, 75 watts, 48	26	47	___
1033	Transformer, 90 watts, 48-56	22	43	___
1034	Transformer, 75 watts, 48-54	19	28	___
1035	Transformer, 60 watts, 47	22	41	___
1037	Transformer, 40 watts, 46-47	10	25	___
1041	Transformer, 60 watts, 45-46	20	28	___
1042	Transformer, 75 watts, 47-48	22	44	___
1043	Transformer, 50 watts, 53-57	13	27	___
1043-500	Transformer, 60 watts, ivory, 57-58	55	110	___
1044	Transformer, 90 watts, 57-69	34	60	___
1045	Operating Watchman, 46-50	16	47	___
1047	Operating Switchman, 59-61	49	165	___
1050	0-4-0 Scout Locomotive, 1050 Tender, 59 u	85	285	___
1053	Transformer, 60 watts, 56-60	19	45	___
1055	<i>Texas Special</i> Alco Diesel A Unit, 59-60	60	95	___
1060	2-4-2 Locomotive, 1050T or 1060T Tender, 60-62	10	29	___
1061	0-4-0 or 2-4-2 Scout Locomotive, 1061T Tender, 64, 69			
	(A) Slope-back Lionel Lines tender	14	33	___
	(B) Paper number labels	50	325	___
	(C) No number stamped on cab	39	135	___
1062	0-4-0 or 2-4-2 Scout Locomotive, 63-64			
	(A) Streamlined Southern Pacific Tender	10	40	___
	(B) Other tenders	10	27	___
1063	Transformer, 75 watts, 60-64	16	45	___
1065	Union Pacific Alco Diesel A Unit, 61	33	70	___
1066	Union Pacific Alco Diesel A Unit, 64 u	50	90	___
1073	Transformer, 60 watts, 61-66	19	50	___
1101	Transformer, 25 watts, 48	8	14	___
1101	2-4-2 Scout Locomotive, 1001T Tender, 48 u			
	(A) Cab correctly marked "1101"	20	38	___
	(B) Cab marked "1001"	275	540	___
1110	2-4-2 Locomotive, 1001T Tender, 49, 51-52	17	24	___
1120	2-4-2 Scout Locomotive, 1001T Tender, 50	19	35	___
1121	Remote Control Switches, pair (027), 46-51	14	23	___

POSTWAR 1945-1969

		Good	Exc	Cond/S
1122	Remote Control Switches, pair (027), 52-53	10	24	___
1122-34	Remote Control Switches, pair, 52-53	14	34	___
1122-500	Gauge Adapter (027), 57-66	0.50	3	___
1122E	Remote Control Switches, pair (027), 53-69	13	28	___
1130	2-4-2 Locomotive, 6066T or 1130T Tender, 53-54			
	(A) Plastic body	20	36	___
	(B) Die-cast body	48	110	___
1144	Transformer, 75 watts, 61-66	5	25	___
1232	Transformer, 75 watts, made for export, 48	20	80	___
1615	0-4-0 Locomotive, 1615T Tender, 55-57			
	(A) No grab irons	103	170	___
	(B) Grab irons on locomotive and tender	168	360	___
1625	0-4-0 Locomotive, 1625T Tender, 58	140	325	___
1640-100	Presidential Kit, 60	75	250	___
1654	2-4-2 Locomotive, 1654W Tender, 46-47	33	70	___
1655	2-4-2 Locomotive, 6654W Tender, 48-49	35	70	___
1656	0-4-0 Locomotive, 6403B Tender, 48-49	130	358	___
1665	0-4-0 Locomotive, 2403B Tender, 46	190	370	___
1666	2-6-2 Locomotive, 2466W or 2466WX Tender, 46-47	37	147	___
1862	4-4-0 Civil War <i>General</i> , 1862T Tender, 59-62			
	(A) Gray smokestack	85	205	___
	(B) Black smokestack	95	205	___
1865	Western & Atlantic Coach, 59-62	28	55	___
1866	Western & Atlantic Mail-Baggage Car, 59-62	33	59	___
1872	4-4-0 Civil War <i>General</i> , 1872T Tender, 59-62	95	360	___
1875	Western & Atlantic Coach, 59-62	165	397	___
1875W	Western & Atlantic Coach, whistle, 59-62	73	264	___
1876	Western & Atlantic Baggage Car, 59-62	28	88	___
1877	Flatcar with fence and horses, 59-62	45	108	___
1882	4-4-0 Civil War <i>General</i> , 1882T Tender, 60 u	250	500	___
1885	Western & Atlantic Coach, 60 u	100	305	___
1887	Flatcar with fences and horses, 60 u	87	192	___
2001	Track Make-up Kit (027), 63		NRS	___
2002	Track Make-up Kit (027), 63		NRS	___
2003	Track Make-up Kit (027), 63		NRS	___
2016	2-6-4 Locomotive, 6026W Tender, 55-56	49	100	___
2018	2-6-4 Locomotive, 56-59, 61			
	(A) 6026T Tender	40	70	___
	(B) 6026W Tender	60	115	___
	(C) 1130T Tender	43	75	___

POSTWAR 1945-1969		Good	Exc	Cond/S
2020	6-8-6 Steam Turbine Locomotive, 2020W or 6020W Tender, 47-49	105	208	—
2020	6-8-6 Steam Turbine Locomotive, 2020W or 2466WX Tender, smoke lamp, 46	173	222	—
2023	Union Pacific Alco Diesel AA Units, 50-51			
	(A) Yellow body	140	260	—
	(B) Gray nose and side frames	763	2100	—
	(C) Silver body	135	263	—
2024	C&O Alco Diesel A Unit, 69	34	75	—
2025	2-6-2 Locomotive, 2466WX or 6466WX Tender, 47-49	80	144	—
2025	2-6-4 Locomotive, 6466W Tender, 52	80	155	—
2026	2-6-2 Locomotive, 6466WX Tender, 48-49	67	120	—
2026	2-6-4 Locomotive, 6466W, 6466T, or 6066T Tender, 51-53	40	108	—
2028	Pennsylvania GP7 Diesel, 55			
	(A) Gold lettering	165	250	—
	(B) Yellow lettering	140	343	—
	(C) Tan frame	275	540	—
2029	2-6-4 Locomotive, 64-69			
	(A) 234W Lionel Lines Tender	70	115	—
	(B) LL Tender with "Hagerstown" on bottom	90	135	—
	(C) 234W Pennsylvania Tender	255	325	—
2031	Rock Island Alco Diesel AA Units, 52-54	154	310	—
2032	Erie Alco Diesel AA Units, 52-54	153	219	—
2033	Union Pacific Alco Diesel AA Units, 52-54	150	273	—
2034	2-4-2 Scout Locomotive, 6066T Tender, 52	34	65	—
2035	2-6-4 Locomotive, 6466W Tender, 50-51	65	174	—
2036	2-6-4 Locomotive, 6466W Tender, 50	58	115	—
2037	2-6-4 Locomotive, 54-55, 57-63			
	(A) 6026T or 1130T nonwhistle Tender	45	80	—
	(B) 6026W, 233W, or 234W whistle Tender	63	155	—
2037-500	2-6-4 Locomotive, pink, 1130T-500 Tender, 57-58	248	635	—
2041	Rock Island Alco Diesel AA Units, 69	70	135	—
2046	4-6-4 Locomotive, 2046W Tender, 50-51, 53	143	205	—
2055	4-6-4 Locomotive, 2046W or 6026W Tender, 53-55	103	186	—
2056	4-6-4 Locomotive, 2046W Tender, 52	99	190	—
2065	4-6-4 Locomotive, 2046W or 6026W Tender, 54-56	103	184	—
2240	Wabash F3 AB Units, 56	380	725	—
2242	New Haven F3 AB Units, 58-59	425	770	—

POSTWAR 1945-1969

Good Exc Cond/S

2243	Santa Fe F3 AB Units, 55-57			
	(A) Gray body mold, raised molded cab door ladder	150	400	___
	(B) Typical molded cab door ladder	100	325	___
2243C	Santa Fe F3 B Unit, 55-57	100	223	___
2245	Texas Special F3 AB Units, 54-55			
	(A) B Unit with portholes, 54	275	550	___
	(B) B Unit without portholes, 55	400	720	___
2257	SP-type caboose, 47			
	(A) Red body, no smokestack	7	13	___
	(B) Tuscan body and smokestack	55	295	___
	(C) Red body and smokestack	75	485	___
2321	Lackawanna FM Train Master Diesel, 54-56			
	(A) Gray roof	198	440	___
	(B) Maroon roof	315	678	___
2322	Virginian FM Train Master Diesel, 65-66			
	(A) Unpainted blue body, yellow stripes	315	605	___
	(B) Blue or black body, painted blue and yellow stripes	375	735	___
2328	Burlington GP7 Diesel, 55-56	225	263	___
2329	Virginian GE E-33 or EL-C Electric Locomotive, 58-59	275	770	___
2330	Pennsylvania GG1 Electric Locomotive, green, 50	500	880	___
2331	Virginian FM Train Master Diesel, 55-58			
	(A) Black and yellow stripes, gray mold, 55	550	990	___
	(B) Yellow stripes, blue mold, 56-58	310	693	___
	(C) Blue and yellow stripes, gray mold	680	1250	___
2332	Pennsylvania GG1 Electric Locomotive, 47-49			
	(A) Black	865	1625	___
	(B) Dark green	300	520	___
2333	NYC F3 Diesel AA Units, 48-49			
	(A) Rubber-stamped lettering	303	638	___
	(B) Heat-stamped lettering	220	503	___
2333	Santa Fe F3 Diesel AA Units, 48-49	168	342	___
2337	Wabash GP7 Diesel, 58	140	330	___
2338	Milwaukee Road GP7 Diesel, 55-56			
	(A) Orange band around shell	517	1192	___
	(B) Interrupted orange band	98	259	___
2339	Wabash GP7 Diesel, 57	150	370	___
2340	Pennsylvania GG1 Electric Locomotive, 55			
	(A) Tuscan	640	950	___
	(B) Dark green	530	870	___

POSTWAR 1945-1969

		Good	Exc	Cond/S
2341	Jersey Central FM Train Master Diesel, 56			
	(A) High-gloss orange	1000	1625	___
	(B) Dull orange	850	1450	___
2343	Santa Fe F3 Diesel AA Units, 50-52	170	343	___
2343C	Santa Fe F3 B Unit, 50-55			
	(A) Screen roof vents	100	220	___
	(B) Louver roof vents	115	245	___
2344	NYC F3 Diesel AA Units, 50-52	190	463	___
2344C	NYC F3 B Unit, 50-55	140	315	___
2345	Western Pacific F3 Diesel AA Units, 52	620	647	___
2346	B&M GP9 Diesel, 65-66	175	379	___
2347	C&O GP7 Diesel, 65 u	1400	2600	___
2348	M&StL GP9 Diesel, 58-59	160	405	___
2349	Northern Pacific GP9 Diesel, 59-60	205	504	___
2350	New Haven EP-5 Electric Locomotive, 56-58			
	(A) Painted nose trim, white N and orange H	370	680	___
	(B) Decaled nose trim, white N and orange H	210	380	___
	(C) Painted nose trim, orange N and black H	900	1550	___
	(D) Decaled nose trim, orange N and black H	510	910	___
	(E) Orange and white stripes go through doorjamb	395	750	___
2351	Milwaukee Road EP-5 Electric Locomotive, 57-58	185	515	___
2352	Pennsylvania EP-5 Electric Locomotive, 58-59			
	(A) Tuscan body	225	700	___
	(B) Chocolate brown body	220	480	___
2353	Santa Fe F3 Diesel AA Units, 53-55	283	535	___
2354	NYC F3 Diesel AA Units, 53-55	290	660	___
2355	Western Pacific F3 Diesel AA Units, 53	673	1007	___
2356	Southern F3 Diesel AA Units, 54-56	468	825	___
2356C	Southern F3 B Unit, 54-56	181	346	___
2357	SP-type Caboose, 47-48			
	(A) Red body and smokestack	160	580	___
	(B) Tuscan body and smokestack	15	31	___
	(C) Tile red, no smokestack, "6357" stamped on bottom, 46-47	48	247	___
2358	Great Northern EP-5 Electric Locomotive, 59-60	400	910	___
2359	Boston & Maine GP9 Diesel, 61-62	170	342	___

POSTWAR 1945-1969

		Good	Exc	Cond/S
2360	Pennsylvania GG1 Electric Locomotive, 56-58, 61-63			
	(A) Tuscan, 5 gold stripes	575	1200	___
	(B) Dark green, 5 gold stripes	463	1095	___
	(C) Tuscan, gold stripe, heat-stamped letters	470	865	___
	(D) Tuscan, gold stripe, decaled lettering	455	760	___
2363	Illinois Central F3 Diesel AB Units, 55-56			
	(A) Black lettering	435	960	___
	(B) Brown lettering	450	980	___
2365	C&O GP7 Diesel, 62-63	110	241	___
2367	Wabash F3 Diesel AB Units, 55	350	620	___
2368	B&O F3 Diesel AB Units, 56	550	1425	___
2373	CP F3 Diesel AA Units, 57	1350	2200	___
2378	Milwaukee Road F3 Diesel AB Units, 56			
	(A) Yellow roof line stripes	1000	1555	___
	(B) No roof line stripes	830	1238	___
2379	Rio Grande F3 Diesel AB Units, 57-58	439	779	___
2383	Santa Fe F3 Diesel AA Units, 58-66	260	382	___
2400	Maplewood Pullman Car, green, 48-49	82	191	___
2401	Hillside Observation Car, green, 48-49	73	137	___
2402	Chatham Pullman Car, green, 48-49	68	168	___
2404	Santa Fe Vista Dome Car, 64-65	29	75	___
2405	Santa Fe Pullman Car, 64-65	29	65	___
2406	Santa Fe Observation Car, 64-65	28	60	___
2408	Santa Fe Vista Dome Car, 66	41	85	___
2409	Santa Fe Pullman Car, 66	38	75	___
2410	Santa Fe Observation Car, 66	34	70	___
2411	Lionel Lines Flatcar, 46-48			
	(A) with pipes, 46	50	90	___
	(B) with logs, 47-48	16	36	___
2412	Santa Fe Vista Dome Car, 59-63	33	95	___
2414	Santa Fe Pullman Car, 59-63	30	115	___
2416	Santa Fe Observation Car, 59-63	27	80	___
2419	DL&W Work Caboose, 46-47	25	65	___
2420	DL&W Work Caboose with searchlight, 46-48			
	(A) Light or dark gray, heat-stamped lettering	70	175	___
	(B) Light or dark gray, rubber-stamped lettering	83	271	___
2421	Maplewood Pullman Car, 50-53			
	(A) Gray roof	40	80	___
	(B) Silver roof	43	73	___

POSTWAR 1945-1969

		Good	Exc	Cond/S
2422	<i>Chatham</i> Pullman Car, 50-53			
	(A) Gray roof	39	80	—
	(B) Silver roof	38	67	—
2423	<i>Hillside</i> Observation Car, 50-53			
	(A) Gray roof	40	70	—
	(B) Silver roof	38	62	—
2429	<i>Livingston</i> Pullman Car, 52-53			
	(A) Gray roof	47	110	—
	(B) Aluminum roof, no stripe	53	117	—
2430	Pullman Car, blue, 46-47	31	75	—
2431	Observation Car, blue, 46-47	31	70	—
2432	<i>Clifton Vista</i> Dome Car, 54-58	42	95	—
2434	<i>Newark</i> Pullman Car, 54-58	37	80	—
2435	<i>Elizabeth</i> Pullman Car, 54-58	45	109	—
2436	<i>Mooseheart</i> Observation Car, 57-58	32	85	—
2436	<i>Summit</i> Observation Car, 54-56	27	62	—
2440	Pullman Car, green, 46-47	31	76	—
2441	Observation Car, green, 46-47	25	55	—
2442	<i>Clifton Vista</i> Dome Car, 56	63	133	—
2442	Pullman Car, brown, 46-48			
	(A) Silver lettering	26	78	—
	(B) White lettering	25	61	—
2443	Observation Car, brown, 46-48			
	(A) Silver lettering	23	75	—
	(B) White lettering	25	65	—
2444	<i>Newark</i> Pullman Car, 56	55	123	—
2445	<i>Elizabeth</i> Pullman Car, 56	128	348	—
2446	<i>Summit</i> Observation Car, 56	55	165	—
2452	Pennsylvania Gondola, 45-47	9	23	—
2452X	Pennsylvania Gondola, 46-47	7	25	—
X2454	Baby Ruth Boxcar, PRR logo, 46-47	15	32	—
X2454	Pennsylvania Boxcar, 46			
	(A) Brown door	93	188	—
	(B) Orange door	120	266	—
2456	Lehigh Valley Hopper, 48	11	25	—
2457	PRR N5-type Caboose "477618," tintype, 45-47			
	(A) Red, white lettering	17	44	—
	(B) Brown, white lettering	62	264	—
X2458	PRR Automobile Boxcar, 46-48	19	50	—
2460	Bucyrus Erie Crane Car, 12-wheel, 46-50			
	(A) Gray cab	93	270	—
	(B) Black cab	35	100	—

POSTWAR 1945-1969

		Good	Exc	Cond/S
2461	Transformer Car, die-cast, 47-48			
	(A) Red transformer	39	92	___
	(B) Black transformer	30	75	___
2465	Sunoco 2-D Tank Car, 46-48			
	(A) "Gas, Sunoco, and Oils" in diamond	34	75	___
	(B) "Sunoco" in diamond	10	20	___
	(C) "Sunoco" extends beyond diamond	10	17	___
2472	PRR N5-type Caboose, tintype, 46-47	12	30	___
2481	Plainfield Pullman Car, yellow, 50	125	303	___
2482	Westfield Pullman Car, yellow, 50	123	298	___
2483	Livingston Observation Car, yellow, 50	103	255	___
2521	President McKinley Observation Car, 62-66	85	170	___
2522	President Harrison Vista Dome Car, 62-66	80	135	___
2523	President Garfield Pullman Car, 62-66	70	145	___
2530	REA Baggage Car, 54-60			
	(A) Large doors	287	448	___
	(B) Small doors	93	194	___
2531	Silver Dawn Observation Car, 52-60	80	155	___
2532	Silver Range Vista Dome Car, 52-60	75	133	___
2533	Silver Cloud Pullman Car, 52-59	55	95	___
2534	Silver Bluff Pullman Car, 52-59	63	122	___
2541	Alexander Hamilton Observation Car, 55-56*	85	260	___
2542	Betsy Ross Vista Dome Car, 55-56*	85	195	___
2543	William Penn Pullman Car, 55-56*	70	140	___
2544	Molly Pitcher Pullman Car, 55-56*	85	200	___
2550	B&O Baggage-Mail Rail Diesel Car, 57-58	245	610	___
2551	Banff Park Observation Car, 57*	135	285	___
2552	Skyline 500 Vista Dome Car, 57*	110	215	___
2553	Blair Manor Pullman Car, 57*	245	455	___
2554	Craig Manor Pullman Car, 57*	215	450	___
2555	Sunoco 1-D Tank Car, 46-48	26	58	___
2559	B&O Passenger Rail Diesel Car, 57-58	155	345	___
2560	Lionel Lines Crane Car, 8-wheel, 46-47			
	(A) Black boom	25	67	___
	(B) Brown boom	24	66	___
	(C) Green boom	27	80	___
	(D) Black boom from 2460 crane, 47	24	60	___
2561	Vista Valley Observation Car, 59-61*	130	300	___
2562	Regal Pass Vista Dome Car, 59-61*	145	340	___
2563	Indian Falls Pullman Car, 59-61*	145	340	___

POSTWAR 1945-1969

		Good	Exc	Cond/S
2625	<i>Irvington Pullman Car, 46-50*</i>			
	(A) No silhouettes	83	192	___
	(B) Silhouettes	112	262	___
2625	<i>Madison Pullman Car, 46-47*</i>	108	215	___
2625	<i>Manhattan Pullman Car, 46-47*</i>	85	172	___
2627	<i>Madison Pullman Car, 48-50*</i>			
	(A) No silhouettes	84	167	___
	(B) Silhouettes	95	232	___
2628	<i>Manhattan Pullman Car, 48-50*</i>			
	(A) No silhouettes	77	166	___
	(B) Silhouettes	125	275	___
2755	Sunoco 1-D Tank Car, 45	70	115	___
X2758	PRR Automobile Boxcar, 41-42	30	86	___
2855	Sunoco 1-D Tank Car, 46-47			
	(A) Black	69	250	___
	(B) Black, decal without "Gas" and "Oils"	65	253	___
	(C) Gray	52	180	___
3309	Turbo Missile Launch Car, 63-64			
	(A) Red body	23	50	___
	(B) Olive body	163	574	___
3330	Flatcar with submarine kit, 60-62	36	140	___
3330-100	Operating Submarine Kit, 60-61	72	227	___
3349	Turbo Missile Launch Car, 62-65			
	(A) Red body	26	47	___
	(B) Olive drab body	125	548	___
3356	Operating Horse Car and Corral Set, 56-60, 64-66	63	117	___
3356	Operating Horse Car only, 56-60, 64-66			
	(A) Built date, bar-end trucks, 56-60	47	88	___
	(B) No built date, AAR trucks, 64-66	50	180	___
3356-100	Black Horses, 9 pieces, 56-59	10	40	___
3356-150	Horse Car Corral, 57-60	30	75	___
3357	Hydraulic Maintenance Car, 62-64	34	80	___
3359	Lionel Lines Twin-bin Coal Dump, 55-58	20	42	___
3360	Operating Burro Crane, self-propelled, 56-57	150	233	___
3361	Operating Log Dump Car, 55-58	21	38	___
3362	Helium Tank Unloading Car, 61-63, 69	17	42	___
3362/64	Operating Dump Car with 3 logs, 65-66, 68	15	32	___
3366	Circus Car Corral Set, 59-62	103	242	___
3366	Circus Car only, 59-62	90	170	___
3366-100	White Horses, 9 pieces, 59-60	31	75	___
3370	W&A Outlaw Car, 61-64	30	75	___

POSTWAR 1945-1969

		Good	Exc	Cond/S
3376	Bronx Zoo Car, 60-66, 69			
	(A) Blue, white lettering	20	50	___
	(B) Green, yellow lettering	35	90	___
	(C) Blue, yellow lettering	107	305	___
3386	Bronx Zoo Car, 60	29	65	___
3409	Helicopter Car, 61	46	100	___
3410	Helicopter Car, 61-63			
	(A) 2 operating couplers, gray Navy helicopter	20	85	___
	(B) Single operating coupler, yellow helicopter, 63	50	200	___
3413	Mercury Capsule Car, 62-64	75	120	___
3419	Helicopter Car, 59-65	55	100	___
3424	Wabash Operating Boxcar, 56-58	32	66	___
3424-100	Low Bridge Signal Set, 56-58	18	70	___
3428	U.S. Mail Operating Boxcar, 59-60	49	111	___
3429	USMC Helicopter Car, 60			
	(A) USMC helicopter	195	427	___
	(B) Navy helicopter	50	215	___
3434	Poultry Dispatch Car, 59-60, 64-66	60	110	___
3435	Traveling Aquarium Car, 59-62			
	(A) Gold lettering, tank designations, and circle around L	428	940	___
	(B) Gold lettering, tank designations, no circle around L	280	770	___
	(C) Gold lettering, no tank designations, no circle around L	140	308	___
	(D) Yellow lettering, no tank designations, no circle around L	100	230	___
3444	Erie Operating Gondola, 57-59	50	63	___
3451	Operating Log Dump Car, 46-48	19	44	___
3454	PRR Operating Merchandise Car, 46-47			
	(A) Red lettering		NRS	___
	(B) Blue lettering	39	76	___
3456	N&W Operating Hopper Car, 50-55	17	63	___
3459	LL Operating Coal Dump Car, 46-48			
	(A) Aluminum bin	98	298	___
	(B) Black bin	25	50	___
	(C) Green bin	30	95	___
3460	Flatcar with trailers, 55-57	29	70	___
3461	LL Operating Log Car, 49-55			
	(A) Black car	19	39	___
	(B) Green car	27	63	___

POSTWAR 1945-1969

		Good	Exc	Cond/S
3462	Automatic Milk Car, 47-48			
	(A) Flat white or cream	21	69	___
	(B) Glossy cream		313	___
3462P	Milk Car Platform, 47-48	8	15	___
X3464	ATSF Operating Boxcar, 49-52	13	26	___
X3464	NYC Operating Boxcar, 49-52	11	30	___
3469	LL Operating Coal Dump Car, 49-55	20	45	___
3470	Target Launching Car, 62-64			
	(A) Dark blue car	30	70	___
	(B) Light blue car	70	167	___
3472	Automatic Milk Car, 49-53	24	75	___
3474	Western Pacific Operating Boxcar, 52-53	29	89	___
3482	Automatic Milk Car, 54-55			
	(A) "RT3472" on right	45	138	___
	(B) "RT3482" on right	35	80	___
3484	Pennsylvania Operating Boxcar, 53	15	45	___
3484-25	ATSF Operating Boxcar, 54			
	(A) White lettering	33	90	___
	(B) Black lettering	321	1060	___
3494-1	NYC Operating Boxcar, 55	55	130	___
3494-150	MP Operating Boxcar, 56	65	140	___
3494-275	State of Maine Operating Boxcar, 56-58			
	(A) "3494275" on side	60	110	___
	(B) No number on side	75	275	___
3494-550	Monon Operating Boxcar, 57-58	120	390	___
3494-625	Soo Operating Boxcar, 57-58	150	490	___
3509	Satellite Launching Car, 61			
	(A) Chrome satellite cover	10	55	___
	(B) Gray satellite cover	50	200	___
3510	Satellite Launching Car, 62	40	145	___
3512	Fireman and Ladder Car, 59-61			
	(A) Black extension ladder	58	138	___
	(B) Silver extension ladder	85	230	___
3519	Satellite Launching Car, 61-64	22	55	___
3520	Searchlight Car, 52-53			
	(A) Serif lettering	50	135	___
	(B) Sans serif lettering	24	53	___
3530	GM Generator Car, 56-58			
	(A) Blue fuel tank	60	125	___
	(B) Black fuel tank	65	140	___
	(C) 3530 underscored	500	2000	___
3530-50	Searchlight with pole and base, 56-56	29	90	___

POSTWAR 1945-1969

		Good	Exc	Cond/S
3535	Security Car with searchlight, 60-61	37	115	___
3540	Operating Radar Car, 59-60	42	158	___
3545	Operating TV Monitor Car, 61-62	55	165	___
3559	Operating Coal Dump Car, 46-48	23	38	___
3562-1	ATSF Operating Barrel Car, 54			
	(A) Black, black unloading trough	75	185	___
	(B) Black, yellow unloading trough	75	193	___
	(C) Gray, red lettering	600	2000	___
3562-25	ATSF Operating Barrel Car, gray, 54			
	(A) Red lettering	165	563	___
	(B) Blue lettering	22	55	___
3562-50	ATSF Operating Barrel Car, yellow, 55-56			
	(A) Painted	45	134	___
	(B) Unpainted	20	59	___
3562-75	ATSF Operating Barrel Car, orange, 57-58	40	85	___
3619	Helicopter Reconnaissance Car, 62-64			
	(A) Light yellow	33	105	___
	(B) Dark yellow	40	153	___
3620	Searchlight Car, 54-56			
	(A) Gray searchlight, orange generator	27	53	___
	(B) Orange searchlight, orange generator	55	108	___
3650	Extension Searchlight Car, 56-59			
	(A) Light gray	38	78	___
	(B) Dark gray	70	145	___
3656	Armour Operating Cattle Car, 49-55			
	(A) Black letters, Armour sticker	64	209	___
	(B) White letters, Armour sticker	29	74	___
	(C) Black letters, no Armour sticker	51	168	___
	(D) White letters, no Armour sticker	26	70	___
	(E) White letters, open coil below frame	38	95	___
3656	Stockyard with cattle	33	85	___
3656-34	Cattle, black, 9 pieces, 49-58			
	(A) Rounded ridge on base, 49		110	___
	(B) Plain base		20	___
3662	Automatic Milk Car, 55-60, 64-66	36	65	___
3665	Minuteman Operating Car, 61-64			
	(A) Medium blue roof	68	178	___
	(B) Dark blue roof	55	115	___
3666	Minuteman Boxcar with missile, 64 u	165	507	___
3672	Bosco Operating Milk Car, 59-60			
	(A) Unpainted yellow	85	220	___
	(B) Painted yellow	115	315	___

POSTWAR 1945-1969

		Good	Exc	Cond/S
3820	USMC Operating Submarine Car, 60-62	75	215	___
3830	Operating Submarine Car, 60-63	40	101	___
3854	Automatic Merchandise Car, 46-47	293	512	___
3927	Lionel Lines Track Cleaning Car, 56-60	55	75	___
3927-50	Track Cleaning Fluid, 57-69	2	13	___
3927-75	Track Cleaning Pads, 57-69	6	25	___
4357	SP-type Caboose, electronic, die-cast stack, 48-49			
	(A) Die-cast metal smokestack	50	200	___
	(B) Matching plastic smokestack	100	450	___
	(C) Matching plastic smokestack, raised board on catwalk	100	450	___
4452	PRR Gondola, electronic, 46-49	43	98	___
4454	Baby Ruth PRR Boxcar, electronic, 46-49	60	180	___
4457	PRR N5-type Caboose, tintype, electronic, 46-47	45	150	___
5159	Maintenance Kit, 63-65	28	80	___
5159-50	Maintenance and Lube Kit, 66-69	28	80	___
5160	Viewing Stand, 63	50	130	___
5459	LL Coal Dump Car, electronic, 46-49	49	125	___
6002	NYC Gondola, 50	5	13	___
X6004	Baby Ruth PRR Boxcar, 50	4	7	___
6007	Lionel Lines SP-type Caboose, 50	3	8	___
6009	Remote Control Uncoupling Track, 53-54	1	6	___
6012	Gondola, 51-56	2	7	___
6014	Airex Boxcar, 60 u	26	51	___
6014	Bosco PRR Boxcar, 58			
	(A) White body	35	50	___
	(B) Red body	4	7	___
	(C) Orange body	4	7	___
6014	Chun King Boxcar, 57 u	65	143	___
6014	Frisco Boxcar, 57, 63-69			
	(A) White body	4	9	___
	(B) Red body	4	7	___
	(C) White body, coin slot	25	45	___
	(D) Orange body, 57	20	80	___
	(E) Orange body, 69	22	39	___
X6014	Baby Ruth PRR Boxcar, 51-56			
	(A) White body	5	9	___
	(B) Red body	10	26	___
6014-150	Wix Boxcar, 59 u	95	200	___

POSTWAR 1945-1969

		Good	Exc	Cond/S
6015	Sunoco 1-D Tank Car, <i>54-55</i>			
	(A) Painted tank	89	345	___
	(B) Unpainted tank	4	13	___
6017	Lionel Lines SP-type Caboose, <i>51-62</i>			
	(A) Glossy tuscan-painted orange mold	35	140	___
	(B) Semigloss tuscan-painted, orange mold	10	40	___
	(C) Common red, tuscan, and brown bodies	3	11	___
6017	SP-type Caboose, maroon, "Lionel" only, <i>56</i>	14	34	___
6017-50	U.S. Marine Corps SP-type Caboose, <i>58</i>	29	75	___
6017-85	LL SP-type Caboose, gray, <i>58</i>	24	89	___
6017-100	B&M SP-type Caboose, <i>59, 62, 65-66</i>			
	(A) Purple-blue	209	513	___
	(B) Medium or light blue	11	39	___
6017-185	ATSF SP-type Caboose, <i>59-60</i>	13	41	___
6017-200	U.S. Navy SP-type Caboose, <i>60</i>	49	155	___
6017-225	ATSF SP-type Caboose, <i>61-62</i>	15	55	___
6017-235	ATSF SP-type Caboose, <i>62</i>	17	63	___
6019	Remote Control Track (027), <i>48-66</i>	2	14	___
6024	Nabisco Shredded Wheat Boxcar, <i>57</i>	13	30	___
6024	RCA Whirlpool Boxcar, <i>57 u</i>	28	60	___
6025	Gulf 1-D Tank Car, <i>56-58</i>			
	(A) Gray body, blue lettering	5	16	___
	(B) Orange body, blue lettering	5	14	___
	(C) Black body, red-orange Gulf emblem	5	14	___
6027	Alaska SP-type Caboose, <i>59</i>	28	80	___
6029	Remote Control Uncoupling Track, <i>55-63</i>	1	16	___
6032	Short Gondola, black (027), <i>52-54</i>	2	9	___
X6034	Baby Ruth PRR Boxcar, <i>53-54</i>			
	(A) Orange, blue lettering	5	11	___
	(B) Red, white lettering	5	11	___
	(C) Orange, black lettering	5	11	___
6035	Sunoco 1-D Tank Car, <i>52-53</i>	3	11	___
6037	Lionel Lines SP-type Caboose, <i>52-54</i>			
	(A) Tuscan	3	8	___
	(B) Red	5	15	___
6042	Short Gondola, <i>59-61, 62-64 u</i>	2	10	___
6044	Airex Boxcar, orange lettering, <i>59-60 u</i>			
	(A) Medium blue	6	23	___
	(B) Teal blue	35	80	___
	(C) Purple-blue	90	333	___
6044-1X	Nestles/McCall's Boxcar, <i>62-63 u</i>	363	810	___

POSTWAR 1945-1969

		Good	Exc	Cond/S
6045	Lionel Lines 2-D Tank Car, 59-64			
	(A) Gray	15	21	___
	(B) Orange	15	37	___
6045	Cities Service 2-D Tank, 60 <i>u</i>	13	40	___
6047	Lionel Lines SP-type Caboose, 62			
	(A) Unpainted, medium red	2	5	___
	(B) Painted, brown	100	300	___
6050	Lionel Savings Bank Boxcar, 61			
	(A) Blt by Lionel, 61	32	59	___
	(B) Built by Lionel	100	225	___
6050	Swift Reefer, 62-63			
	(A) Red body	11	23	___
	(B) Dark red body, 2 open holes in roof walk	35	150	___
6050	Libby's Tomato Juice Boxcar, 63 <i>u</i>			
	(A) Green stems on tomatoes	18	41	___
	(B) Green stems missing	21	49	___
6057	LL SP-type Caboose, 59-62			
	(A) Unpainted	3	9	___
	(B) Painted	32	150	___
6057-50	LL SP-type Caboose, orange, 62	12	51	___
6058	C&O SP-type Caboose, 61			
	(A) Blue lettering	18	47	___
	(B) Black lettering	18	55	___
6059	M&StL SP-type Caboose, 61-69			
	(A) Painted, red	13	25	___
	(B) Unpainted, red	4	8	___
	(C) Unpainted, maroon	7	12	___
6062	NYC Gondola with 3 cable reels, 59-62			
	(A) No metal undercarriage	14	34	___
	(B) Metal undercarriage	52	100	___
6062-50	NYC Gondola with 2 canisters, 69	6	28	___
6067	SP-type Caboose, unmarked, 62	3	6	___
6076	ATSF Hopper, 63 <i>u</i>	11	22	___
6076	Hopper, unmarked, 63			
	(A) Yellow body	50	90	___
	(B) Gray body	10	18	___
6076	Lehigh Valley Hopper, short, 63			
	(A) Gray body	7	14	___
	(B) Black body	7	16	___
	(C) Red body	7	13	___
	(D) Yellow body	7	13	___

POSTWAR 1945-1969

		Good	Exc	Cond/S
6110	2-4-2 Locomotive, 6001T Tender, 50-51	14	32	___
6111	Flatcar with logs, 55-57	9	19	___
6112	Short Gondola, 56-58			
	(A) Black body	3	19	___
	(B) Blue body	4	10	___
	(C) White body	11	43	___
6119	DL&W Work Caboose, red, 55-56	13	33	___
6119-25	DL&W Work Caboose, orange, 56-59	12	41	___
6119-50	DL&W Work Caboose, brown, 56	20	68	___
6119-75	DL&W Work Caboose, 57			
	(A) Heat-stamped letters on frame	14	36	___
	(B) Closely spaced rubber-stamped letters on frame	63	225	___
6119-100	DL&W Work Caboose, red cab, gray tool tray, 57-66, 69			
	(A) Black frame, white letters	12	42	___
	(B) "Built By Lionel" builders plate, 66	57	151	___
6119-125	Work Caboose, olive, black frame, 64	45	180	___
6120	Work Caboose, yellow, unmarked, 61-62	7	23	___
6121	Flatcar with pipes, 56-57			
	(A) Yellow, peach, red, or gray	9	21	___
	(B) Maroon	30	108	___
6130	ATSF Work Caboose, 61, 65-69	12	38	___
6139	Remote Control Uncoupling Track (027), 63	1	4	___
6142	Short Gondola, 63-66, 69			
	(A) Green, blue, or black	3	8	___
	(B) Olive drab	32	125	___
6149	Remote Control Uncoupling Track (027), 64-69	1	5	___
6151	Flatcar with patrol truck, 58			
	(A) Yellow frame	33	95	___
	(B) Orange frame	33	95	___
	(C) Cream frame	33	95	___
6162	NYC Gondola, 59-68			
	(A) Blue body	5	11	___
	(B) Red body	85	423	___
6162-60	Alaska Gondola, 59	38	95	___
6167	LL SP-type Caboose, red, 63-64			
	(A) Unpainted	3	9	___
	(B) Painted	100	240	___
6167	SP-type Caboose, unmarked, no end rails, 63-64			
	(A) Red body	3	9	___
	(B) Brown body	15	36	___

POSTWAR 1945-1969

		Good	Exc	Cond/S
6167-50	SP-type Caboose, unmarked, yellow	11	26	___
6167-175	SP-type Caboose, unmarked, olive	100	475	___
6167-85	Union Pacific SP-type Caboose, 69	10	40	___
6175	Flatcar with rocket, 58-61			
	(A) Black frame	25	65	___
	(B) Red frame	25	70	___
6176	Hopper, unmarked, 64			
	(A) Yellow	6	18	___
	(B) Gray	3	8	___
	(C) Olive	32	98	___
6176	Lehigh Valley Hopper, 64-66, 69			
	(A) Yellow	6	9	___
	(B) Gray	7	12	___
	(C) Black	3	8	___
	(D) Red	30	45	___
6219	C&O Work Caboose, 60	27	55	___
6220	Santa Fe NW2 Switcher, 49-50			
	(A) Large GM decal on cab	125	280	___
	(B) Small GM decal on cab	125	265	___
6250	Seaboard NW2 Switcher, 54-55			
	(A) Seaboard decal	125	280	___
	(B) Rubber-stamped letters	110	230	___
6257	SP-type Caboose, 48-52	3	14	___
6257-25	SP-type Caboose, circled-L logo, 53-55			
	(A) Red painted	5	25	___
	(B) Unpainted red plastic	3	8	___
6257-50	SP-type Caboose, 56	3	10	___
6257-100	Lionel Lines SP-type Caboose, smokestack, 63-64	7	24	___
6257X	SP-type Caboose, red, 2 couplers, 48	15	55	___
6262	Flatcar with wheel load, 56-57			
	(A) Black frame, 56-57	30	65	___
	(B) Red frame, 56	170	490	___
6264	Flatcar with lumber for 264 Fork Lift Platform, 57-60			
	(A) No box	20	63	___
	(B) Separate-sale box	75	274	___
6311	Flatcar with 3 pipes, 55	19	41	___
6315	Gulf 1-D Chemical Tank Car, 56-59, 68-69			
	(A) Early, painted	38	78	___
	(B) Late, unpainted	30	65	___
	(C) Late, unpainted, built date	43	218	___

POSTWAR 1945-1969

		Good	Exc	Cond/S
6315	Lionel Lines 1-D Tank Car, 63-66			
	(A) Unpainted orange body	15	23	___
	(B) Painted orange body	144	400	___
6342	NYC Gondola, 56-58, 64-66	17	48	___
6343	Barrel Ramp Car, 61-62	15	34	___
6346	Alcoa Quad Hopper, 56	31	63	___
6352	PFE Reefer from 352 Ice Depot, 55-57			
	(A) 3 lines of data	75	195	___
	(B) 4 lines of data	75	100	___
	(C) Separate-sale box	650	1700	___
6356	NYC Stock Car, 2-level, 54-55			
	(A) Heat-stamped lettering	15	40	___
	(B) Rubber-stamped lettering	40	100	___
6357	SP-type Caboose, 48-53	12	27	___
6357	SP-type Caboose, 57-61			
	(A) Number to left	10	35	___
	(B) Number to right	10	45	___
6357-25	SP-type Caboose, 53-56			
	(A) Maroon or tuscan body, black metal smokestack	5	25	___
	(B) Maroon body, maroon metal smokestack	125	425	___
6357-50	ATSF SP-type Caboose, lighted, 60	325	1000	___
6361	Timber Transport Car, 60-61, 64-69	31	65	___
6362	Truck Car with 3 trucks, 55-56			
	(A) Shiny orange	24	55	___
	(B) Dull orange	80	130	___
6376	LL Circus Stock Car, 56-57	40	77	___
6401	Flatcar, no load, gray, 60	2	7	___
6401-25	Flatcar with tank, from Sears Set 9820, 64	95	150	___
6402	Flatcar with reels or boat, 62, 64-66, 69			
	(A) Orange or gray reels	6	23	___
	(B) Boat, blue hull	25	60	___
6404	Black Flatcar with auto, 60			
	(A) Red auto	20	83	___
	(B) Yellow auto	20	200	___
	(C) Brown auto	50	398	___
	(D) Green auto	50	398	___
6405	Flatcar with piggyback van, 61	15	53	___

POSTWAR 1945-1969

		Good	Exc	Cond/S
6406	Flatcar with auto, <i>61</i>			
	(A) Maroon frame, red auto	22	58	___
	(B) Maroon frame, yellow auto	43	145	___
	(C) Gray frame, dark brown auto	98	328	___
	(D) Gray frame, green auto	98	325	___
	(E) Gray frame, yellow auto	35	75	___
6407	Flatcar with rocket, <i>63</i>	105	320	___
6408	Flatcar with pipes, <i>63</i>	14	43	___
6409	Flatcar with pipes, <i>63</i>	14	43	___
6411	Flatcar with logs, <i>48-50</i>	15	33	___
6413	Mercury Capsule Carrying Car, <i>62-63</i>			
	(A) Medium blue frame	75	130	___
	(B) Aquamarine frame	95	150	___
6414	Evans Auto Loader with 4 cars, <i>55-66</i>			
	(A) Premium cars (chrome bumpers, windows, rubber wheels): red, yellow, blue, and white	49	109	___
	(B) Cheapie cars (no wheels): 2 red and 2 yellow	275	520	___
	(C) Red cars with gray bumpers	50	165	___
	(D) Yellow cars with gray bumpers	150	375	___
	(E) Brown cars with gray bumpers	350	850	___
	(F) Green cars with gray bumpers	360	950	___
6415	Sunoco 3-D Tank Car, <i>53-55, 64-66, 69</i>	12	43	___
6416	Boat Transport Car, 4 boats, <i>61-63</i>	95	233	___
6417	PRR N5c Porthole Caboose, <i>53-57</i>			
	(A) New York Zone	11	45	___
	(B) without New York Zone	105	285	___
6417-25	Lionel Lines N5c Porthole Caboose, <i>54</i>	15	37	___
6417-50	LV N5c Porthole Caboose, <i>54</i>			
	(A) Tuscan	375	1263	___
	(B) Gray	50	135	___
6418	Flatcar with steel girders, <i>55-57</i>	57	110	___
6419	DL&W Work Caboose, <i>48-50, 52-55</i>	17	43	___
6419-25	DL&W Work Caboose, one coupler, <i>54-55</i>	16	41	___
6419-50	DL&W Work Caboose, short smokestack, <i>56-57</i>	17	50	___
6419-75	DL&W Work Caboose, one coupler, <i>56-57</i>	17	50	___
6419-100	N&W Work Caboose, <i>57-58</i>	39	120	___
6420	DL&W Work Caboose with searchlight, <i>48-50</i>			
	(A) Heat-stamped serif lettering	28	83	___
	(B) Rubber-stamped sans serif lettering	50	200	___

POSTWAR 1945-1969

Good Exc Cond/S

6424	Twin Auto Flatcar, <i>56-59</i>			
	(A) Black frame, premium cars	25	44	___
	(B) 6805 slots and rail stops, <i>58-59</i>	85	235	___
	(C) 6805 slots, no rail stops	50	200	___
6425	Gulf 3-D Tank Car, <i>56-58</i>	17	45	___
6427	Lionel Lines N5c Porthole Caboose, <i>54-60</i>	12	31	___
6427-60	Virginian N5c Porthole Caboose, <i>58</i>	155	512	___
6427-500	PRR N5c Porthole Caboose, from Girls Set, <i>57-58*</i>	145	310	___
6428	U.S. Mail Boxcar, <i>60-61, 65-66</i>	20	44	___
6429	DL&W Work Caboose, AAR trucks, <i>63</i>	140	285	___
6430	Flatcar with 2 trailers, <i>56-58</i>			
	(A) Gray Cooper-Jarrett trailers	24	69	___
	(B) White Cooper-Jarrett trailers	22	64	___
	(C) Gray Fruehauf trailers	25	100	___
6431	Flatcar with 2 vans and Midge tractor, <i>66</i>	90	225	___
6434	Poultry Dispatch Stock Car, <i>58-59</i>	42	70	___
6436-1	LV Open Quad Hopper, black, <i>55</i>			
	(A) Spreader brace	15	36	___
	(B) No spreader brace	20	93	___
6436-25	LV Open Quad Hopper, maroon, <i>55-57</i>	16	36	___
6436-110	LV Quad Hopper, red, <i>63-68</i>			
	(A) No cover, no built date	20	43	___
	(B) Cover and built date (New 3-55)	100	275	___
	(C) Built date (New 3-55) but no cover	44	92	___
6436-500	LV Open Quad Hopper, lilac, from Girls Set, <i>57-58*</i>	95	540	___
6437	PRR N5c Porthole Caboose, <i>61-68</i>	16	53	___
6440	Flatcar with vans, <i>61-63</i>	31	85	___
6440	Green Pullman Car, <i>48-49</i>	28	65	___
6441	Green Observation Car, <i>48-49</i>	29	65	___
6442	Brown Pullman Car, <i>49</i>	31	75	___
6443	Brown Observation Car, <i>49</i>	35	60	___
6445	Fort Knox Gold Reserve Boxcar with coin slot, <i>61-63</i>	60	163	___
6446	N&W Covered Quad Hopper, black or gray, <i>54-55</i>	19	49	___
6446-25	N&W Covered Quad Hopper, <i>55-57</i>			
	(A) Black, white lettering	19	65	___
	(B) Gray, black lettering	19	75	___
6447	PRR N5c Porthole Caboose, <i>63</i>	155	450	___
6448	Exploding Target Range Boxcar, <i>61-64</i>			
	(A) Red sides, white roof and ends	17	38	___
	(B) White sides, red roof and ends	17	38	___

POSTWAR 1945-1969

		Good	Exc	Cond/S
6452	Pennsylvania Gondola, black, 48-49			
	(A) Numbered "6462," 48	25	60	
	(B) Numbered "6452," 49	7	22	
X6454	Baby Ruth PRR Boxcar, 48	60	244	
X6454	Santa Fe Boxcar, 48	19	50	
X6454	NYC Boxcar, 48			
	(A) Brown body	20	51	
	(B) Orange body	42	123	
	(C) Tan body	17	36	
X6454	Erie Boxcar, 49-52	21	53	
X6454	PRR Boxcar, 49-52	24	55	
X6454	SP Boxcar, 49-52			
	(A) Break in herald circle between R and N, 49	20	90	
	(B) Complete herald circle	15	50	
6456	Lehigh Valley Short Hopper, 48-55			
	(A) Black	9	20	
	(B) Maroon	6	18	
	(C) Gray	16	38	
	(D) Enamel red, yellow lettering	60	170	
	(E) Enamel red, white lettering	240	738	
6457	SP-type Caboose, 49-52	19	34	
6460	Bucyrus Erie Crane Car, 8-wheel, 52-54			
	(A) Black cab	18	54	
	(B) Red cab	29	80	
6460-25	Bucyrus Erie Crane Car, red cab, 8-wheel, 54	48	140	
6461	Transformer Car, 49-50	25	70	
6462	NYC Gondola, black, 49-54	9	14	
6462-25	NYC Gondola, green, 54-57	13	35	
6462-75	NYC Gondola, red-painted, 52-55	12	30	
6462-125	NYC Gondola, red plastic, 55-57	15	35	
6462-500	NYC Gondola, pink, from Girls Set, 57-58*	65	165	
6463	Rocket Fuel 2-D Tank Car, 62-63	17	96	
6464-1	WP Boxcar, 53-54			
	(A) Blue lettering	28	69	
	(B) Red lettering	425	1175	
6464-25	GN Boxcar, 53-54	36	73	
6464-50	M&StL Boxcar, 53-56	42	70	
6464-75	RI Boxcar, green, 53-54, 69			
	(A) Built date, 53-54	27	71	
	(B) No built date, 69	38	88	

POSTWAR 1945-1969

Good Exc Cond/S

6464-100	Western Pacific Boxcar, 54-55			
	(A) Silver body, yellow feather	48	140	___
	(B) Orange body, blue feather	338	705	___
6464-125	NYC "Pacemaker" Boxcar, 54-56	52	125	___
6464-150	MP Boxcar, 54-55, 57	37	109	___
6464-175	Rock Island Boxcar, 54-55			
	(A) Blue lettering	48	99	___
	(B) Black lettering	413	908	___
6464-200	Pennsylvania Boxcar, 54-55, 69	75	123	___
6464-225	SP Boxcar, 54-56	60	124	___
6464-250	WP Boxcar, 66	79	204	___
6464-275	State of Maine Boxcar, 55, 57-59			
	(A) Striped doors	52	87	___
	(B) Solid doors	53	125	___
6464-300	Rutland Boxcar, 55-56			
	(A) Rubber-stamped lettering	44	82	___
	(B) Split door with bottom painted green	305	625	___
	(C) Rubber-stamped lettering with solid shield	800	2400	___
	(D) Heat-stamped lettering	50	128	___
6464-325	B&O Sentinel Boxcar, 56	266	525	___
6464-350	MKT Boxcar, 56	150	288	___
6464-375	Central of Georgia Boxcar, 56-57, 66			
	(A) Unpainted maroon body	55	105	___
	(B) Painted red body	775	1400	___
6464-400	B&O "Time-Saver" Boxcar, 56-57, 69			
	(A) BLT 5-54	47	118	___
	(B) BLT 2-56	95	265	___
6464-425	New Haven Boxcar, 56-58	23	53	___
6464-450	Great Northern Boxcar, 56-57, 66	65	130	___
6464-475	B&M Boxcar, 57-60, 65-66, 68			
	(A) Medium blue-painted or unpainted plastic	34	107	___
	(B) Dark purple-painted, gray or blue mold	60	250	___
6464-500	Timken Boxcar, yellow body, white side band and charcoal lettering, 57-59, 69	75	150	___
6464-510	NYC "Pacemaker" Boxcar, 57-58	345	740	___
6464-515	MKT Boxcar, 57-58	315	640	___
6464-525	M&StL Boxcar, 57-58, 64-66			
	(A) Red, white lettering	30	60	___
	(B) Maroon, white lettering		530	___

POSTWAR 1945-1969

	Good	Exc	Cond/S
6464-650 D&RGW Boxcar, 57-58, 66			
(A) Yellow body, silver roof, black stripe	50	120	___
(B) Yellow body, silver roof, no black stripe	150	195	___
(C) Painted yellow body and yellow roof	500	900	___
6464-700 Santa Fe Boxcar, 61, 66	55	113	___
6464-725 New Haven Boxcar, 62-66, 68			
(A) Orange body	30	65	___
(B) Black body	70	238	___
6464-825 Alaska Boxcar, 59-60	160	390	___
6464-900 NYC Boxcar, 60-66	73	134	___
6465 Sunoco 2-D Tank Car, 48-56			
(A) Rubber-stamped "6465"	6	20	___
(B) Rubber-stamped "6455"	22	77	___
(C) No number	7	21	___
6465 Gulf 2-D Tank Car, 58			
(A) Black tank	25	48	___
(B) Gray tank	10	23	___
6465 Cities Service 2-D Tank, 60-62	17	45	___
6465 LL 2-D Tank Car, 59, 63-64			
(A) Black tank	10	26	___
(B) Orange tank	5	16	___
6467 Bulkhead Flatcar, 56	20	49	___
6468 B&O Auto Boxcar, 53-55			
(A) Tuscan	150	350	___
(B) Blue	20	55	___
6468-25 NH Auto Boxcar, 56-58			
(A) Black N over white H	46	143	___
(B) White N over black H	215	470	___
6469 Liquefied Gas Tank Car, 63	50	135	___
6470 Explosives Boxcar, 59-60	13	40	___
6472 Refrigerator Car, 50-53	17	40	___
6473 Horse Transport Car, 62-69	9	27	___
6475 Libby's Crushed Pineapple Vat Car, 63 u	25	75	___
6475 Pickles Vat Car, 60-62	26	78	___
6476 LV Short Hopper, 57-63			
(A) Red body	4	18	___
(B) Gray body	4	9	___
(C) Black body	4	17	___
6476-135 LV Short Hopper, yellow, 64-66, 68	6	11	___
6476-160 LV Short Hopper, black, 69	7	16	___
6476-185 LV Short Hopper, yellow, 69	6	14	___
6477 Bulkhead Car with pipes, 57-58	22	60	___

POSTWAR 1945-1969

		Good	Exc	Cond/S
6480	Explosives Boxcar, red, 61	28	49	___
6482	Refrigerator Car, 57	23	68	___
6500	Flatcar with Bonanza airplane, 62, 65			
	(A) Plane, red top and wings	350	660	___
	(B) Plane, white top and wings	350	700	___
6501	Flatcar with jet boat, 62-63	70	198	___
6502	Flatcar, black, with bridge girder, 62	21	56	___
6502-50	Flatcar, blue, no lettering, with bridge girder, 62	5	30	___
6511	Flatcar with pipes, 53-56			
	(A) Die-cast truck plates, 53	19	70	___
	(B) Stamped metal truck plates	19	40	___
6512	Cherry Picker Car, 62-63	33	95	___
6517	LL Bay Window Caboose, 55-59			
	(A) Built date underscored	30	70	___
	(B) Built date not underscored	22	68	___
6517-75	Erie Bay Window Caboose, 66	155	473	___
6518	Transformer Car, 56-58	43	103	___
6519	Allis-Chalmers Flatcar, 58-61			
	(A) Dark or medium orange base	35	70	___
	(B) Dull light orange base	40	100	___
6520	Searchlight Car, 49-51			
	(A) Tan generator	200	450	___
	(B) Green generator	175	396	___
	(C) Maroon or orange generator	25	73	___
	(D) Orange generator	24	65	___
6530	Firefighting Instruction Car, 60-61			
	(A) Red body, white lettering	34	70	___
	(B) Black body, white lettering		415	___
6536	M&StL Open Quad Hopper, 58-59, 63	23	105	___
6544	Missile Firing Car, 4 missiles, 60-64			
	(A) White-lettered console	45	170	___
	(B) Black-lettered console	180	390	___
6555	Sunoco 1-D Tank Car, 49-50	16	44	___
6556	MKT Stock Car, 58	95	365	___
6557	SP-type Caboose, smoke, 58-59			
	(A) Tuscan, with number on left	95	223	___
	(B) Brown, with number on right		750	___

POSTWAR 1945-1969

Good Exc Cond/S

6560	Bucyrus Erie Crane Car, smokestack, 55-58, 68-69			
	(A) Black frame, red-orange or black cab	65	170	___
	(B) Black frame, gray cab	40	78	___
	(C) Black frame, red cab	24	41	___
	(D) Dark blue frame, red cab	40	85	___
	(E) Black frame, red cab, rubber-stamped "6560"	75	300	___
6560-25	Bucyrus Erie Crane Car, 8-wheel, 56	35	68	___
6561	Cable Car, 2 reels, 53-56			
	(A) Orange reels	21	63	___
	(B) Gray reels	23	59	___
6562	NYC Gondola with canisters, 56-58			
	(A) Gray body, 56	16	47	___
	(B) Red body, 56, 58	15	40	___
	(C) Black body, 57	16	42	___
6572	REA Reefer, 58-59, 63			
	(A) Passenger trucks	68	222	___
	(B) Bar-end trucks	43	108	___
	(C) AAR trucks, 63	40	100	___
6630	Missile Launching Car, 61	27	118	___
6636	Alaska Open Quad Hopper, 59-60	19	148	___
6640	USMC Missile Launching Car, 60	85	200	___
6646	Lionel Lines Stock Car, 57	18	51	___
6650	IRBM Rocket Launcher, 59-63	23	49	___
6650-80	Missile, 60	3	9	___
6651	USMC Cannon Car, 64 u	75	190	___
6656	Lionel Lines Stock Car, 49-55			
	(A) Brown Armour decal	47	90	___
	(B) No decal	10	25	___
6657	Rio Grande SP-type Caboose, 57-58	75	210	___
6660	Boom Car, 58	31	75	___
6670	Derrick Car, 59-60	18	60	___
6672	Santa Fe Reefer, 54-56			
	(A) Blue lettering, 2 lines of data	29	65	___
	(B) Black lettering, 2 lines of data	25	65	___
	(C) Blue lettering, 3 lines of data	85	265	___
6736	Detroit & Mackinac Open Quad Hopper, 60-62	13	34	___
6800	Flatcar with airplane, 57-60			
	(A) Plane, black top and wings	80	158	___
	(B) Plane, yellow top and wings	75	160	___

POSTWAR 1945-1969

		Good	Exc	Cond/S
6801	Flatcar with boat, 57-60			
	(A) Boat, blue hull with white deck	45	100	___
	(B) Boat, yellow hull with white deck	45	100	___
	(C) Boat, white hull with brown deck	38	78	___
6802	Flatcar with 2 U.S. Steel girders, 58-59	17	31	___
6803	Flatcar with USMC tank and sound truck, 58-59	60	135	___
6804	Flatcar with 2 USMC trucks, 58-59	70	158	___
6805	Atomic Energy Disposal Flatcar, 58-59	55	193	___
6806	Flatcar with 2 USMC trucks, 58-59	70	160	___
6807	Flatcar with boat, 58-59	60	114	___
6808	Flatcar with USMC tank and truck, 58-59	100	215	___
6809	Flatcar with 2 USMC trucks, 58-59	70	165	___
6810	Flatcar with trailer, 58	25	50	___
6812	Track Maintenance Car, 59			
	(A) Dark yellow superstructure	18	80	___
	(B) Black base, gray platform and crank handle	18	80	___
	(C) Gray base, black platform and crank handle	18	80	___
	(D) Cream superstructure	19	123	___
	(E) Light yellow superstructure	18	80	___
6814	Rescue Caboose, 59-61	33	128	___
6816	Flatcar with Allis-Chalmers bulldozer, 59-60			
	(A) Red car	240	425	___
	(B) Black car	325	790	___
6816-100	Allis-Chalmers bulldozer, 59-60			
	(A) No box	75	250	___
	(B) Separate-sale box	250	1000	___
6817	Flatcar with Allis-Chalmers motor scraper, 59-60			
	(A) Red car	230	490	___
	(B) Black car	425	1020	___
6817-100	Allis-Chalmers motor scraper, 59-60			
	(A) No box	105	250	___
	(B) Separate-sale box	125	500	___
6818	Transformer Car, 58	18	36	___
6819	Flatcar with helicopter, 59-60	19	65	___
6820	Aerial Missile Transport Car with helicopter, 60-61			
	(A) Light blue frame	80	228	___
	(B) Medium blue frame	50	153	___
6821	Flatcar with crates, 59-60	22	38	___

POSTWAR 1945-1969

		Good	Exc	Cond/S
6822	Searchlight Car, 61-69			
	(A) Black base, gray light	20	40	___
	(B) Gray base, black light	21	52	___
6823	Flatcar with 2 IRBM missiles, 59-60	33	80	___
6824	USMC Work Caboose, 60	65	225	___
6825	Flatcar with arch trestle bridge, 59-62	19	35	___
6826	Flatcar with Christmas trees, 59-60	38	80	___
6827	Flatcar with Harnischfeger power shovel, 60-63	60	159	___
6827-100	Harnischfeger tractor shovel, 60			
	(A) No box	55	110	___
	(B) Separate-sale box	105	185	___
6828	Flatcar with Harnischfeger crane, 60-63, 66			
	(A) Black flatcar, light yellow crane cab	40	190	___
	(B) Black flatcar, dark yellow crane cab	55	220	___
	(C) Red flatcar, light or dark yellow crane cab	250	1000	___
6828-100	Harnischfeger construction crane, 60			
	(A) No box	55	135	___
	(B) Separate-sale box	115	225	___
6830	Flatcar with submarine, 60-61	50	110	___
6844	Missile Carrying Car, 6 missiles, 59-60			
	(A) Black frame	23	94	___
	(B) Red frame	300	590	___

Other Track, Transformers, and Assorted Items

A	Transformer, 90 watts, 47-48	25	70	___
CO-1	Track Clips, dozen, with envelope (O), 49	4	12	___
CO-1	Track Clips, box of 100 (O), 49	40	150	___
CTC	Lockon (O and O27), 47-69		1	___
ECU-1	Electronic Control Unit, 46	22	65	___
KW	Transformer, 190 watts, 50-65	90	116	___
LTC	Lockon (O and O27), 50-69	2	3	___
LW	Transformer, 125 watts, 55-56	70	78	___
O27C-1	Track Clips, dozen, with envelope (O27), 49	4	12	___
O27C-1	Track Clips, box of 50 (O27), 49	40	150	___
OC	Curved Track (O), 45-61		1	___
OC1/2	Half Section Curved Track (O), 45-66		1	___
OCS	Curved Insulated Track (O), 46-50	40	75	___
OS	Straight Track (O), 45-61		1	___
OSS	Straight Insulated Track, 46-50		75	___
OTC	Lockon Track (O and O27)		3	___
Q	Transformer, 75 watts, 46	20	50	___

POSTWAR 1945-1969

		Good	Exc	Cond/S
R	Transformer, 110 watts, 46-47	48	65	___
RCS	Remote Control Track (O), 45-48	5	9	___
RW	Transformer, 110 watts, 48-54	23	45	___
S	Transformer, 80 watts, 47	29	46	___
SP	Smoke Pellets, bottle, 48-69	8	25	___
SW	Transformer, 130 watts, 61-66	49	70	___
TW	Transformer, 175 watts, 53-60	55	81	___
TOC	Curved Track (O), 62-66, 68-69		1	___
TOC1/2	Half Section Straight Track (O), 62-66		1	___
TOS	Straight Track (O), 62-69		1	___
UCS	Remote Control Track (O), 45-69	8	16	___
UTC	Lockon (O, O27, Standard), 45		1	___
V	Transformer, 150 watts, 46-47	85	125	___
VW	Transformer, 150 watts, 48-49	65	110	___
Z	Transformer, 250 watts, 45-47	78	119	___
ZW	Transformer, 250 watts, 48-49	105	173	___
ZW	Transformer, 275 watts, 50-66	140	214	___

Unnumbered Items

Flatcar (see 6401, 6402, 6406)

Gondola (see 6142)

Hopper (see 6076, 6176)

Rolling Stock (see 3413, 3510, 6111, 6121, 6151, 6407, 6408, 6409, 6469, 6500, 6501, 6502, 6512)

SP-type Caboose, (see 6067, 6167)

Turbo Missile Car (see 3309, 3349)

Work Caboose, (see 6119-125, 6120)

Section 3 MODERN ERA 1970-2010

		Exc	Mint	Cond/S
52550	NC&StL Dixieland Boxcar, 09		60	—
0512	Toy Fair Reefer, 81 u	60	70	—
550C	31" Diameter Curved Track (O), 70	1	2	—
550S	Straight Track (O), 70	1	2	—
634	Santa Fe NW2 Switcher, 70 u	55	110	—
665E	Johnny Cash <i>Blue Train</i> 4-6-4 Locomotive, 71 u		NRS	—
1050	New Englander Set, 80-81	155	205	—
1052	Chesapeake Flyer Set, 80	140	150	—
1053	James Gang Set, 80-82	155	195	—
1070	Royal Limited Set, 80	285	350	—
1071	Mid Atlantic Limited Set, 80	225	230	—
1072	Cross Country Express Set, 80-81	240	385	—
1081	<i>Wabash Cannonball</i> Set, 70-72	105	120	—
1082	Yard Boss Set, 70	120	165	—
1083	"Pacemaker" Set, 70	105	120	—
1084	Grand Trunk Western Freight Set, 70	120	140	—
1085	Santa Fe Express Diesel Freight Set, 70	175	190	—
1091	Sears Special Steam Freight Set, 70 u	150	165	—
1092	Sears GTW Steam Freight Set, 70 u	150	165	—
1100	Happy Huff n' Puff, 74-75 u	55	70	—
1150	L.A.S.E.R. Train Set, 81-82	155	195	—
1151	Union Pacific Thunder Freight Set, 81-82	150	175	—
1153	JCPenney Thunderball Freight Set, 81 u	165	180	—
1154	Reading Yard King Set, 81-82	170	190	—
1155	Cannonball Freight Set, 82	75	85	—
1157	Lionel Leisure <i>Wabash Cannonball</i> Set, 81 u		250	—
1158	Maple Leaf Limited Set, 81	405	435	—
1159	Toys "R" Us Midnight Flyer Set, 81 u	130	140	—
1160	Great Lakes Limited Set, 81	280	330	—
T-1171	CN Locomotive Set, 71 u	240	275	—
T-1172	Yardmaster Set, 71 u		200	—
T-1173	Grand Trunk Western Freight Set, 71-73 u	175	195	—
T-1174	Canadian National Set, 71-73 u	265	300	—
1182	Yardmaster Set, 71-72	85	105	—
1183	Silver Star Set, 71-72	65	80	—
1184	Allegheny Set, 71	120	150	—
1186	Cross Country Express Set, 71-72	210	260	—
1187	Illinois Central Set (SSS), 71	400	485	—
1190	Sears Special #1 Set, 71 u	85	100	—
1195	JCPenney Special Set, 71 u	150	165	—
1198	Unnamed Set, 71 u		175	—
1199	Ford-Autolite Allegheny Set, 71 u	178	198	—

MODERN ERA 1970-2010

		Exc	Mint	Cond/S
1200	Gravel Gus, 75 <i>u</i>	75	100	___
1250	New York Central Set (SSS), 72	315	380	___
1252	Heavy Iron Set, 82-83	90	130	___
1253	Quicksilver Express Set, 82-83	265	340	___
1254	Black Cave Flyer Set, 82	75	105	___
1260	Continental Limited Set, 82	290	385	___
1261	Sears Black Cave Flyer Set, 82 <i>u</i>	165	195	___
1262	Toys "R" Us Heavy Iron Set, 82 <i>u</i>	150	165	___
1263	JCPenney Overland Freight Set, 82 <i>u</i>	150	165	___
1264	Nibco Express Set, 82 <i>u</i>	190	195	___
1265	Tappan Special Set, 82 <i>u</i>	130	155	___
T-1272	Yardmaster Set, 72-73 <i>u</i>	150	165	___
T-1273	Silver Star Set, 72-73 <i>u</i>	90	115	___
1280	Kickapoo Valley & Northern Set, 72	60	75	___
1284	Allegheny Set, 72	140	165	___
1285	Santa Fe Twin Diesel Set, 72	95	140	___
1287	Pioneer Dockside Switcher Set, 72	95	100	___
1290	Sears Steam Freight Set, 72 <i>u</i>	150	165	___
1291	Sears Steam Freight Set, 72 <i>u</i>	150	165	___
1300	Gravel Gus Junior, 75 <i>u</i>	70	90	___
1350	Canadian Pacific Set (SSS), 73	460	620	___
1351	Baltimore & Ohio Set, 83-84	205	280	___
1352	Rocky Mountain Freight Set, 83-84	75	95	___
1353	Southern Streak Set, 83-85	75	95	___
1354	Northern Freight Flyer Set, 83-85	230	280	___
1355	Commando Assault Train, 83-84	175	280	___
1359	Display Case for Set 1355, 83 <i>u</i>	75	95	___
1361	Gold Coast Limited Set, 83	390	400	___
1362	Lionel Leisure BN Express Set, 83 <i>u</i>	200	300	___
1380	U.S. Steel Industrial Switcher Set, 73-75	60	75	___
1381	Cannonball Set, 73-75	70	75	___
1382	Yardmaster Set, 73-74	110	135	___
1383	Santa Fe Freight Set, 73-75	100	125	___
1384	Southern Express Set, 73-76	75	120	___
1385	Blue Streak Freight Set, 73-74	100	120	___
1386	Rock Island Express Set, 73-74	120	140	___
1387	Milwaukee Road Special Set, 73	185	285	___
1388	Golden State Arrow Set, 73-75	215	240	___
1390	Sears 7-unit Steam Freight Set, 73 <i>u</i>	170	190	___
1392	Sears 8-unit Steam Freight Set, 73 <i>u</i>	150	165	___
1393	Sears 6-unit Diesel Freight Set, 73 <i>u</i>	150	165	___
1395	JCPenney Set, 73 <i>u</i>	150	165	___
1400	Happy Huff n' Puff Junior, 75 <i>u</i>	130	140	___
1402	Chessie System Set, 84-85	125	150	___
1403	Redwood Valley Express Set, 84-85	170	205	___
1450	D&RGW Set (SSS), 74	335	415	___
1451	Erie-Lackawanna Limited Set, 84	415	465	___

MODERN ERA 1970-2010

		Exc	Mint	Cond/S
1460	Grand National Set, 74	300	330	___
1461	Black Diamond Set, 74 <i>u</i> , 75	100	120	___
1463	Coca-Cola Special Set, 74 <i>u</i> , 75	194	242	___
1487	Broadway Limited Set, 74-75	160	255	___
1489	Santa Fe Double Diesel Set, 74-76	140	165	___
1492	Sears 7-unit Steam Freight Set, 74 <i>u</i>	150	165	___
1493	Sears 7-unit Steam Freight Set, 74 <i>u</i>	150	165	___
1499	JCPenney Great Express Set, 74 <i>u</i>	150	165	___
1501	Midland Freight Set, 85-86	75	95	___
1502	Yard Chief Set, 85-86	205	230	___
1506	Sears Centennial Chessie System Set, 85 <i>u</i>	165	195	___
1512	JCPenney Midland Freight Set, 85 <i>u</i>	90	115	___
1549	Toys "R" Us Heavy Iron Set, 85-89 <i>u</i>	180	215	___
1552	Burlington Northern Limited Set, 85	500	570	___
1560	North American Express Set, 75	275	365	___
1562	Fast Freight Flyer Set, 85 <i>u</i>	120	140	___
1577	Liberty Special Set, 75 <i>u</i>	208	210	___
1579	Milwaukee Road Set (SSS), 75	325	410	___
1581	Thunderball Freight Set, 75-76	90	100	___
1582	Yard Chief Set, 75-76	115	155	___
1584	N&W "Spirit of America" Set, 75	160	180	___
1585	75th Anniversary Special Set, 75-77	190	205	___
1586	Chesapeake Flyer Set, 75-77	160	190	___
1587	Capitol Limited Set, 75	270	300	___
1593	Sears Set, 75 <i>u</i>		100	___
1595	Sears 6-unit Diesel Freight Set, 75 <i>u</i>	150	165	___
1602	Nickel Plate Special Set, 86-91	120	125	___
1606	Sears Centennial Nickel Plate Set, 86 <i>u</i>	165	195	___
1608	American Express General Set, 86 <i>u</i>	205	320	___
1615	Cannonball Express Set, 86-90	65	75	___
1632	Santa Fe Work Train (SSS), 86	220	255	___
1652	B&O Freight Set, 86	140	185	___
1658	Town House TV and Appliances Set, 86 <i>u</i>	80	95	___
1660	Yard Boss Set, 76	100	115	___
1661	Rock Island Line Set, 76-77	80	100	___
1662	Black River Freight Set, 76-78	75	95	___
1663	Amtrak Lake Shore Limited Set, 76-77	215	265	___
1664	Illinois Central Freight Set, 76-77	265	355	___
1665	NYC Empire State Express Set, 76	310	435	___
1672	Northern Pacific Set (SSS), 76	215	280	___
1685	True Value Freight Flyer Set, 86-87 <i>u</i>	60	75	___
1686	Kay Bee Toys Freight Flyer Set, 86 <i>u</i>	150	165	___
1687	Freight Flyer Set, 87-90	39	47	___
1693	Toys "R" Us Rock Island Line Set, 76 <i>u</i>	110	130	___
1694	Toys "R" Us Black River Freight Set, 76 <i>u</i>	110	130	___
1696	Sears Steam Freight Set, 76 <i>u</i>	110	130	___
1698	True Value Rock Island Line Set, 76 <i>u</i>	125	145	___

MODERN ERA 1970-2010

		Exc	Mint	Cond/S
1760	Trains n' Truckin' Steel Hauler Set, 77-78	105	110	___
1761	Trains n' Truckin' Cargo King Set, 77-78	95	165	___
1762	Wabash Cannonball Set, 77	135	190	___
1764	Heartland Express Set, 77	185	240	___
1765	Rocky Mountain Special Set, 77	210	315	___
1766	B&O Budd Car Set (SSS), 77	335	390	___
1776	Seaboard U36B Diesel, 74-76	175	260	___
1790	Lionel Leisure Steel Hauler Set, 77 u	150	200	___
1791	Toys "R" Us Steel Hauler Set, 77 u	130	175	___
1792	True Value Rock Island Line Set, 77 u	100	135	___
1793	Toys "R" Us Black River Freight Set, 77 u	120	155	___
1796	JCPenney Cargo Master Set, 77 u		200	___
1860	"Workin' on the Railroad" Timberline Set, 78	65	85	___
1862	"Workin' on the Railroad" Logging Empire Set, 78	85	110	___
1864	Santa Fe Double Diesel Set, 78-79	155	190	___
1865	Chesapeake Flyer Set, 78-79	155	180	___
1866	Great Plains Express Set, 78-79	195	285	___
1867	Milwaukee Road Limited Set, 78	230	275	___
1868	M&StL Set (SSS), 78	215	255	___
1892	JCPenney Logging Empire Set, 78 u	95	125	___
1893	Toys "R" Us Logging Empire Set, 78 u	175	225	___
1960	Midnight Flyer Set, 79-81	55	75	___
1962	Wabash Cannonball Set, 79	90	105	___
1963	Black River Freight Set, 79-81	75	85	___
1965	Smokey Mountain Line Set, 79	65	85	___
1970	Southern Pacific Limited Set, 79 u	340	365	___
1971	Quaker City Limited Set, 79	315	335	___
1990	Mystery Glow Midnight Flyer Set, 79 u	75	90	___
1991	JCPenney Wabash Cannonball Deluxe Express Set, 79 u	150	165	___
1993	Toys "R" Us Midnight Flyer Set, 79 u	110	130	___
2110	Graduated Trestle Set, 22 pieces, 70-88	9	13	___
2111	Elevated Trestle Set, 10 pieces, 70-88	8	11	___
2113	Tunnel Portals, pair, 84-87	11	17	___
2115	Dwarf Signal, 84-87	12	13	___
2117	Block Target Signal, 84-87	23	29	___
2122	Extension Bridge, rock piers, 76-87	24	34	___
2125	Whistling Freight Shed, 71	36	43	___
2126	Whistling Freight Shed, 76-87	25	26	___
2127	Diesel Horn Shed, 76-87	25	30	___
2128	Operating Switchman, 83-86	26	29	___
2129	Illuminated Freight Station, 83-86	30	33	___
2133	Lighted Freight Station, 72-78, 80-84	34	38	___
2140	Automatic Banjo Signal, 70-84	17	21	___
2145	Automatic Gateman, 72-84	31	47	___
2151	Operating Semaphore, 78-82	15	19	___

MODERN ERA 1970-2010

		Exc	Mint	Cond/S
2152	Automatic Crossing Gate, 70-84	21	25	___
2154	Automatic Highway Flasher, 70-87	19	24	___
2156	Illuminated Station Platform, 70-71	26	34	___
2162	Automatic Crossing Gate and Signal "262," 70-87, 94, 96-98, 05	16	27	___
2163	Block Target Signal, 70-78	14	19	___
2170	Street Lamps, set of 3, 70-87	13	19	___
2171	Gooseneck Street Lamps, set of 2, 80-81, 83-84	15	18	___
2175	"Sandy Andy" Gravel Loader Kit, 76-79	34	55	___
2180	Road Signs, 16 pieces, 77-98		6	___
2181	Telephone Pole Set "150," 77-98		5	___
2195	Floodlight Tower, 70-71	38	50	___
2199	Microwave Tower, 72-75	30	39	___
2214	Girder Bridge, 70-71, 72 u, 73-87	5	9	___
2256	Station Platform, 73-81	17	18	___
2260	Illuminated Bumper, 70-71, 72 u, 73	23	35	___
2280	Non-Illuminated Bumpers, set of 3, 73-84	2	4	___
2282	Die-cast Bumpers, pair, 83 u	17	18	___
2283	Die-cast Illuminated Bumpers "260," 84-99	15	16	___
2290	Illuminated Bumpers, pair, 75 u, 76-86	10	11	___
2292	Station Platform, 85-87	5	9	___
2300	Operating Oil Drum Loader, 83-87	80	90	___
2301	Operating Sawmill, 80-84	60	65	___
2302	Union Pacific Manual Gantry Crane, 80-82	24	31	___
2303	Santa Fe Manual Gantry Crane, 80-81, 83 u	17	21	___
2305	Getty Operating Oil Derrick, 81-84	105	115	___
2306	Operating Ice Station with 6700 Ice Car, 82-83	90	105	___
2307	Lighted Billboard, 82-86	12	13	___
2308	Animated Newsstand, 82-83	105	120	___
2309	Mechanical Crossing Gate, 82-92	4	7	___
2310	Mechanical Crossing Gate, 73-77	2	4	___
2311	Mechanical Semaphore, 82-92	4	7	___
2312	Mechanical Semaphore, 73-77	2	4	___
2313	Floodlight Tower, 75-86	22	27	___
2314	Searchlight Tower, 75-84	22	27	___
2315	Operating Coaling Station, 83-84	80	105	___
2316	N&W Operating Gantry Crane, 83-84	90	125	___
2317	Operating Drawbridge, 75 u, 76-81	100	130	___
2318	Operating Control Tower, 83-86	60	65	___
2319	Illuminated Watchtower, 75-78, 80	29	46	___
2320	Flagpole Kit, 83-87	10	14	___
2321	Operating Sawmill, 84, 86-87	115	145	___
2323	Operating Freight Station, 84-87	43	47	___
2324	Operating Switch Tower, 84-87	60	65	___
2390	Lionel Mirror, 82 u	60	100	___
2494	Rotary Beacon, 72-74	37	44	___

MODERN ERA 1970-2010

		Exc	Mint	Cond/S
2709	Rico Station Kit, 81-98		42	___
2710	Billboards, set of 5, 70-84	4	10	___
2714	Tunnel, 75 u, 76-77	36	43	___
2716	Short Extension Bridge, 88-98	3	8	___
2717	Short Extension Bridge, 77-87	2	4	___
2718	Barrel Platform Kit, 77-84	3	5	___
2719	Watchman's Shanty Kit, 77-87	3	5	___
2720	Lumber Shed Kit, 77-84, 87	3	5	___
2721	Operating Log Mill Kit, 78	2	4	___
2722	Barrel Loader Kit, 78	2	4	___
2783	Freight Station Kit, 84	6	10	___
2784	Freight Platform Kit, 81-90	5	8	___
2785	Engine House Kit, 73-77	31	39	___
2786	Freight Platform Kit, 73-77	4	6	___
2787	Freight Station Kit, 73-77, 83	7	10	___
2788	Coal Station Kit, 75 u, 76-77	18	30	___
2789	Water Tower Kit, 75-77, 80	19	24	___
2791	Cross Country Set, 70-71	22	30	___
2792	Whistle Stop Set, 70-71	24	34	___
2792	Layout Starter Pack, 80-84	9	21	___
2793	Alamo Junction Set, 70-71	22	30	___
2796	Grain Elevator Kit, 76 u, 77	43	47	___
2797	Rico Station Kit, 76-77	23	37	___
2900	Lockon, 70-98		1	___
2901	Track Clips, dozen (027), 71-98		6	___
2905	Lockon and Wire, 74-00		3	___
2909	Smoke Fluid, 70-98		4	___
2910	OTC Contactor, 84-86, 88	4	7	___
2911	Smoke Pellets, 70-73	10	12	___
2925	Lubricant, 70-71, 72 u, 73-75		2	___
2927	Maintenance Kit, 70, 78-98		11	___
2928	Oil, 71		2	___
2951	Track Layout Book, 70-86	1	2	___
2952	Train and Accessory Manual, 70-74	1	2	___
2953	Train and Accessory Manual, 75-86	1	2	___
2960	Lionel 75th Anniversary Book, 75 u, 76	11	23	___
2980	Magnetic Conversion Coupler, 70-71	1	2	___
2985	The Lionel Train Book, 86-98		11	___
3100	Great Northern 4-8-4 (FARR 3), 81	335	415	___
4044	Transformer, 45-watt, 70-71	2	4	___
4045	Safety Transformer, 70-71	2	3	___
4050	Safety Transformer, 72-79	2	3	___
4060	Power Master Transformer, 80-93		13	___
4065	DC Hobby Transformer, 81-83	2	3	___
4090	Power Master Transformer, 70-84	47	65	___
4125	Transformer, 25-watt, 72	2	3	___
4150	Trainmaster Transformer, 72-73, 75-77	6	15	___

MODERN ERA 1970-2010

		Exc	Mint	Cond/S
4250	Trainmaster Transformer, 74	5	10	___
4651	Trainmaster Transformer, 78-79	1	2	___
4690	MW Transformer, 86-89	60	80	___
4851	DC Transformer, 85-91, 94-96	5	10	___
4870	DC Hobby Transformer and Throttle Controller, 77-78	2	3	___
5012	27" Diameter Curved Track, card of 4 (O27), 70-96		17	___
5013	27" Diameter Curved Track (O27), 70-78		0.50	___
5014	Half Curved Track (O27), 70-98		0.75	___
5016	36" Straight Track (O27), 87-88	1	2	___
5017	Straight Track, card of 4 (O27), 70-96		4	___
5018	Straight Track (O27), 70-78	0.50	1	___
5019	Half-Straight Track (O27), 70-98		0.75	___
5020	90-degree Crossover (O27), 70-98		7	___
5021	27" Manual Switch, left hand (O27), 70-98	15	15	___
5022	27" Manual Switch, right hand (O27), 70-98		15	___
5023	45-degree Crossover (O27), 70-98		6	___
5024	35" Straight Track (O27), 88-98, 05		3	___
5025	Manumatic Uncoupler, 71-72	1	2	___
5027	27" Manual Switches, pair (O27), 74-84	13	21	___
5030	Track Expander Set (O27), 71-84	18	26	___
5031	Ford-Autolite Layout Expander Set, 71 u	50	65	___
5033	27" Diameter Curved Track (O27), 79-98		1	___
5038	Straight Track (O27), 79-98		1	___
5041	Insulator Pins, dozen (O27), 70-98		1	___
5042	Steel Pins, dozen (O27), 70-98		1	___
5045	54" Diameter Curved Track Ballast (O27), 87-88	1	2	___
5046	27" Diameter Curved Track Ballast (O27), 87-88	1	2	___
5047	Straight Track Ballast (O27), 87-88	1	2	___
5049	42" Diameter Curved Track (O27), 88-98	1	2	___
5090	27" Manual Switches, 3 pair (O27), 78-84	55	70	___
5113	54" Diameter Curved Track (O27), 79-98	1	2	___
5121	27" Remote Switch, left hand (O27), 70-98	18	22	___
5122	27" Remote Switch, right hand (O27), 70-98	20	22	___
5125	27" Remote Switches, pair (O27), 71-83	20	30	___
5132	31" Remote Switch, right hand (O), 80-94	29	30	___
5133	31" Remote Switch, left hand (O), 80-94	22	30	___
5149	Remote Uncoupling Section (O27), 70-98		7	___
5165	72" Remote Switch, right hand (O), 87-98	23	65	___
5166	72" Remote Switch, left hand (O), 87-98	23	75	___
5167	42" Remote Switch, right hand (O27), 88-98	25	37	___
5168	42" Remote Switch, left hand (O27), 88-98	25	37	___
5193	27" Remote Switches, 3 pair (O27), 78-83	80	95	___
5500	10" Straight Track (O), 71-98		1	___

MODERN ERA 1970-2010

		Exc	Mint	Cond/S
5501	31" Diameter Curved Track (O), 71-98		1	___
5502	Remote Uncoupling Section (O), 71-72	7	9	___
5504	Half Curved Track (O), 83-98		1	___
5505	Half Straight Track (O), 83-98		1	___
5520	90-degree Crossover (O), 71-72	6	9	___
5522	36" Straight, 87-88		3	___
5523	40" Straight Track (O), 88-98		4	___
5530	Remote Uncoupling Section (O), 81-98	10	19	___
5540	90-degree Crossover (O), 81-98		10	___
5543	Insulator Pins, dozen (O), 70-98		1	___
5545	45-degree Crossover (O), 83-98		11	___
5551	Steel Pins, dozen (O), 70-98		1	___
5554	54" Diameter Curved Track (O), 90-98		2	___
5560	72" Diameter Curved Track Ballast (O), 87-88	1	2	___
5561	31" Diameter Curved Track Ballast (O), 87-88	1	2	___
5562	Straight Track Ballast (O), 87-88	1	2	___
5572	72" Diameter Curved Track (O), 79-98	2	3	___
5600	Curved Track (Trutrack), 73-74	1	2	___
5601	Curved Track, card of 4 (Trutrack), 73-74	6	10	___
5602	Curved Track Ballast, card of 4 (Trutrack), 73-74	5	9	___
5605	Straight Track (Trutrack), 73-74	1	2	___
5606	Straight Track, card of 4 (Trutrack), 73-74	5	9	___
5607	Straight Track Ballast, card of 4 (Trutrack), 73-74	5	9	___
5620	Manual Switch, left hand (Trutrack), 73-74	4	13	___
5625	Remote Switch, left hand (Trutrack), 73-74	9	17	___
5630	Manual Switch, right hand (Trutrack), 73-74	4	13	___
5635	Remote Switch, right hand (Trutrack), 73-74	9	17	___
5640	Left Switch Ballast, card of 2 (Trutrack), 73-74	5	9	___
5650	Right Switch Ballast, card of 2 (Trutrack), 73-74	5	9	___
5655	Lockon (Trutrack), 73-74	1	2	___
5660	Terminal Track with lockon (Trutrack), 74	1	3	___
5700	Oppenheimer Reefer, 81	30	38	___
5701	Dairymen's League Reefer, 81	21	23	___
5702	National Dairy Despatch Reefer, 81	16	21	___
5703	North American Despatch Reefer, 81	22	26	___
5704	Budweiser Reefer, 81-82	60	65	___
5705	Ball Glass Jars Reefer, 81-82	30	35	___
5706	Lindsay Brothers Reefer, 81-82	26	27	___
5707	American Refrigerator Reefer, 81-82	20	20	___
5708	Armour Reefer, 82-83	16	21	___
5709	REA Reefer, 82-83	22	26	___
5710	Canadian Pacific Reefer, 82-83	22	25	___
5711	Commercial Express Reefer, 82-83	13	15	___

MODERN ERA 1970-2010

		Exc	Mint	Cond/S
5712	Lionel Lines Reefer, 82 u	165	195	___
5713	Cotton Belt Reefer, 83-84	19	22	___
5714	Michigan Central Reefer, 83-84	17	24	___
5715	Santa Fe Reefer, 83-84	19	26	___
5716	Vermont Central Reefer, 83-84	20	23	___
5717	Santa Fe Bunk Car, 83	22	30	___
5719	Canadian National Reefer, 84	15	16	___
5720	Great Northern Reefer, 84	75	90	___
5721	Soo Line Reefer, 84	21	23	___
5722	NKP Reefer, 84	16	18	___
5724	PRR Bunk Car, 84	20	22	___
5726	Southern Bunk Car, 84 u	22	27	___
5727	USMC Bunk Car, 84-85	25	30	___
5728	Canadian Pacific Bunk Car, 86	18	23	___
5730	Strasburg Reefer, 85-86	20	27	___
5731	L&N Reefer, 85-86	19	24	___
5732	Jersey Central Reefer, 85-86		24	___
5733	Lionel Lines Bunk Car, 86 u	18	24	___
5735	NYC Bunk Car, 85-86	33	35	___
5739	B&O Tool Car, 86	32	37	___
5745	Santa Fe Bunk Car (SSS), 86	39	45	___
5760	Santa Fe Tool Car (SSS), 86	30	35	___
5900	AC/DC Converter, 79-83	3	5	___
6076	LV Hopper (O27), 70 u	17	21	___
6100	Ontario Northland Covered Quad Hopper, 81-82	30	34	___
6101	BN Covered Quad Hopper, 81-82	17	31	___
6102	GN Covered Quad Hopper (FARR 3), 81	26	28	___
6103	Canadian National Covered Quad Hopper, 81	35	38	___
6104	Southern Quad Hopper with coal (FARR 4), 83	50	60	___
6105	Reading Operating Hopper, 82	34	39	___
6106	N&W Covered Quad Hopper, 82	30	40	___
6107	Shell Covered Quad Hopper, 82	22	26	___
6109	C&O Operating Hopper, 83	29	41	___
6110	MP Covered Quad Hopper, 83-84	17	27	___
6111	L&N Covered Quad Hopper, 83-84	13	20	___
6113	Illinois Central Hopper (O27), 83-85	15	25	___
6114	C&NW Covered Quad Hopper, 83	75	85	___
6115	Southern Hopper (O27), 83-86	15	19	___
6116	Soo Line Ore Car, 84	21	29	___
6117	Erie Operating Hopper, 84	29	39	___
6118	Erie Covered Quad Hopper, 84	31	45	___
6122	Penn Central Ore Car, 84	20	25	___
6123	PRR Covered Quad Hopper (FARR 5), 84-85	55	105	___
6124	D&H Covered Quad Hopper, 84	19	32	___
6126	Canadian National Ore Car, 86	18	24	___

MODERN ERA 1970-2010

		Exc	Mint	Cond/S
6127	Northern Pacific Ore Car, 86	20	24	___
6131	Illinois Terminal Covered Quad Hopper, 85-86	15	21	___
6134	BN 2-bay ACF Hopper (std O), 86 u	95	115	___
6135	C&NW 2-bay ACF Hopper (std O), 86 u	65	80	___
6137	NKP Hopper (O27), 86-91	13	17	___
6138	B&O Quad Hopper with coal, 86	21	28	___
6142	Gondola, black, 70	20	33	___
6150	Santa Fe Hopper (O27), 85-86, 92 u	10	15	___
6177	Reading Hopper (O27), 86-90	14	19	___
6200	FEC Gondola with canisters, 81-82	13	24	___
6201	Union Pacific Animated Gondola, 82-83	19	25	___
6202	WM Gondola with coal, 82	34	36	___
6203	Black Cave Gondola (O27), 82	2	4	___
6205	CP Gondola with canisters, 83	18	26	___
6206	C&IM Gondola with canisters, 83-85	18	26	___
6207	Southern Gondola with canisters (O27), 83-85	6	8	___
6208	Chessie System Gondola with canisters, 83 u	21	24	___
6209	NYC Gondola with coal (std O), 84-85	42	46	___
6210	Erie-Lackawanna Gondola with canisters, 84	21	30	___
6211	C&O Gondola with canisters, 84-85		10	___
6214	Lionel Lines Gondola with canisters, 84 u	38	45	___
6230	Erie-Lackawanna Reefer (std O), 86 u	95	120	___
6231	Railgon Gondola with coal (std O), 86 u	80	90	___
6232	Illinois Central Boxcar (std O), 86 u	65	80	___
6233	CP Flatcar with stakes (std O), 86 u	47	50	___
6234	Burlington Northern Boxcar (std O), 85	55	75	___
6235	Burlington Northern Boxcar (std O), 85	33	43	___
6236	Burlington Northern Boxcar (std O), 85	33	43	___
6237	Burlington Northern Boxcar (std O), 85	32	47	___
6238	Burlington Northern Boxcar (std O), 85	33	43	___
6239	Burlington Northern Boxcar (std O), 86 u	37	55	___
6251	NYC Coal Dump Car, 85	25	42	___
6254	NKP Gondola with canisters, 86-91	10	11	___
6258	Santa Fe Gondola with canisters (O27), 85-86, 92 u		3	___
X6260	NYC Gondola with canisters, 85-86	13	15	___
6272	Santa Fe Gondola with cable reels (SSS), 86	20	25	___
6300	Corn Products 3-D Tank Car, 81-82	19	25	___
6301	Gulf 1-D Tank Car, 81	20	26	___
6302	Quaker State 3-D Tank Car, 81	38	42	___
6304	GN 1-D Tank Car (FARR 3), 81	44	55	___
6305	British Columbia 1-D Tank Car, 81	55	85	___
6306	Southern 1-D Tank Car (FARR 4), 83	45	50	___
6307	PRR 1-D Tank Car (FARR 5), 84-85	70	75	___
6308	Alaska 1-D Tank Car (O27), 82-83	27	35	___

MODERN ERA 1970-2010

		Exc	Mint	Cond/S
6310	Shell 2-D Tank Car (027), 83-84	19	24	___
6312	C&O 2-D Tank Car (027), 84-85	18	26	___
6313	Lionel Lines 1-D Tank Car, 84 u	43	50	___
6314	B&O 3-D Tank Car, 86	31	38	___
6317	Gulf 2-D Tank Car (027), 84-85	18	22	___
6357	Frisco 1-D Tank Car, 83	42	50	___
6401	Virginian Bay Window Caboose, 81	37	47	___
6403	Amtrak Vista Dome Car (027), 76-77	30	31	___
6404	Amtrak Passenger Coach (027), 76-77	24	31	___
6405	Amtrak Passenger Coach (027), 76-77	24	31	___
6406	Amtrak Observation Car (027), 76-77	22	29	___
6410	Amtrak Passenger Coach (027), 77	28	48	___
6411	Amtrak Passenger Coach (027), 77	24	35	___
6412	Amtrak Vista Dome Car (027), 77	22	33	___
6420	Reading Transfer Caboose, 81-82	20	28	___
6421	Joshua L. Cowen Bay Window Caboose, 82	34	40	___
6422	DM&IR Bay Window Caboose, 81	32	38	___
6425	Erie-Lackawanna Bay Window Caboose, 83-84	35	43	___
6426	Reading Transfer Caboose, 82-83	14	24	___
6427	BN Transfer Caboose, 83-84	12	21	___
6428	C&NW Transfer Caboose, 83-85	22	25	___
6430	Santa Fe SP-type Caboose, 83-89	4	7	___
6431	Southern Bay Window Caboose (FARR 4), 83	42	55	___
6432	Union Pacific SP-type Caboose, 81-82	9	10	___
6433	Canadian Pacific Bay Window Caboose, 81	60	70	___
6435	U.S. Transfer Caboose, 83-84	9	17	___
6438	GN Bay Window Caboose (FARR 3), 81	48	65	___
6439	Reading Bay Window Caboose, 84-85	22	30	___
6441	Alaska Bay Window Caboose, 82-83	45	50	___
6446-25	N&W Covered Quad Hopper, 70 u	203	340	___
6449	Wendy's N5c Caboose, 81-82	53	63	___
6464-500	Timken Boxcar, yellow or orange, 70 u	225	290	___
6476-135	LV Hopper "25000" (027), 70-71 u	6	11	___
6478	Black Cave SP-type Caboose, 82	5	9	___
6482	Nibco Express SP-type Caboose, 82 u	26	34	___
6485	Chessie System SP-type Caboose, 84-85	6	10	___
6486	Southern SP-type Caboose, 83-85	5	7	___
6490	NKP N5c Caboose, 84 u		NRS	___
6491	Erie-Lackawanna Transfer Caboose, 85-86	9	17	___
6493	L&C Bay Window Caboose, 86-87	21	34	___
6494	Santa Fe Bobber Caboose, 85-86	7	9	___
6496	Santa Fe Work Caboose (SSS), 86	21	29	___
6504	L.A.S.E.R. Flatcar with helicopter (027), 81-82	18	26	___
6505	L.A.S.E.R. Radar Car, 81-82	17	25	___
6506	L.A.S.E.R. Security Car, 81-82	18	26	___

MODERN ERA 1970-2010

		Exc	Mint	Cond/S
6507	L.A.S.E.R. Flatcar with cruise missile, 81-82	21	30	___
6508	Canadian Pacific Crane Car, 81	50	70	___
6509	Depressed Center Flatcar with girders, 81	60	85	___
6510	Union Pacific Crane Car, 82	55	60	___
6515	Union Pacific Flatcar (O27), 83-84, 86	5	9	___
6521	NYC Flatcar with stakes (std O), 84-85	29	35	___
6522	C&NW Searchlight Car, 83-85	27	30	___
6524	Erie Crane Car, 84	55	60	___
6526	Searchlight Car, 84-85	23	25	___
6529	NYC Searchlight Car, 85-86	21	27	___
6531	Express Mail Flatcar with trailers, 85-86	23	32	___
6560	Bucyrus Erie Crane Car, 71	100	130	___
6561	Flatcar with cruise missile (O27), 83-84	13	26	___
6562	Flatcar with fences (O27), 83-84	13	21	___
6564	U.S. Marines Flatcar with 2 tanks (O27), 83-84	13	21	___
6573	Redwood Valley Express Log Dump Car (O27), 84-85	8	13	___
6574	Redwood Valley Express Crane Car (O27), 84-85	7	13	___
6575	Redwood Valley Express Flatcar with fences (O27), 84-85	7	13	___
6576	Santa Fe Crane Car (O27), 85-86, 92 u	7	10	___
6579	NYC Crane Car, 85-86	36	44	___
6585	PRR Flatcar with fences (O27), 86-90	5	9	___
6587	W&ARR Flatcar with horses, 86 u	18	26	___
6593	Santa Fe Crane Car (SSS), 86	41	48	___
6700	PFE Ice Car, 82-83		70	___
6900	N&W Extended Vision Caboose, 82	60	65	___
6901	Ontario Northland Extended Vision Caboose, 82 u	44	55	___
6903	Santa Fe Extended Vision Caboose, 83	80	95	___
6904	Union Pacific Extended Vision Caboose, 83	115	135	___
6905	NKP Extended Vision Caboose, 83 u	50	65	___
6906	Erie-Lack. Extended Vision Caboose, 84	75	90	___
6907	NYC Wood-sided Caboose (std O), 86 u	90	100	___
6908	PRR N5c Caboose (FARR 5), 84-85	43	47	___
6910	NYC Extended Vision Caboose, 84 u	55	60	___
6912	Redwood Valley Express SP-type Caboose, 84-85	9	16	___
6913	Burlington Northern Extended Vision Caboose, 85	70	90	___
6916	NYC Work Caboose, 85-86	16	22	___
6917	Jersey Central Extended Vision Caboose, 86	42	50	___
6918	B&O SP-type Caboose, 86	10	15	___
6919	Nickel Plate Road SP-type Caboose, 86-91	5	9	___
6920	B&A Wood-sided Caboose (std O), 86 u	65	80	___
26604	Halloween Spooky Grave Gondola, 09		58	___
6921	PRR SP-type Caboose, 86-90	5	9	___

MODERN ERA 1970-2010

		Exc	Mint	Cond/S
7200	<i>Quicksilver</i> Passenger Coach (027), 82-83	26	34	___
7201	<i>Quicksilver</i> Passenger Coach (027), 82-83	26	34	___
7202	<i>Quicksilver</i> Observation Car (027), 82-83	26	34	___
7203	N&W Diner "491," 82 <i>u</i>	130	180	___
7204	Southern Pacific Diner, 82 <i>u</i>	190	235	___
7207	NYC Diner, 83 <i>u</i>	70	140	___
7208	PRR Diner, 83 <i>u</i>	80	105	___
7210	Union Pacific Diner, 84	85	110	___
7211	Southern Pacific Vista Dome Car, 83 <i>u</i>	145	185	___
7215	B&O Passenger Coach, 83-84	43	50	___
7216	B&O Passenger Coach, 83-84	43	50	___
7217	B&O Baggage Car, 83-84	43	50	___
7220	Illinois Central Baggage Car, 85, 87	105	135	___
7221	Illinois Central Combination Car, 85, 87	85	105	___
7222	Illinois Central Passenger Coach, 85, 87	85	105	___
7223	Illinois Central Passenger Coach, 85, 87	85	105	___
7224	Illinois Central Diner, 85, 87	75	90	___
7225	Illinois Central Observation Car, 85, 87	95	115	___
7227	Wabash Diner (FF 1), 86-87	115	130	___
7228	Wabash Baggage Car (FF 1), 86-87	90	100	___
7229	Wabash Combination Car (FF 1), 86-87	90	100	___
7230	Wabash Passenger Coach (FF 1), 86-87	90	100	___
7231	Wabash Passenger Coach (FF 1), 86-87	90	100	___
7232	Wabash Observation Car (FF 1), 86-87	85	95	___
7241	W&ARR Passenger Coach, 86 <i>u</i>	43	50	___
7242	W&ARR Baggage Car, 86 <i>u</i>	43	50	___
7301	Norfolk & Western Stock Car, 82	44	45	___
7302	Texas & Pacific Stock Car (027), 83-84	11	14	___
7303	Erie Stock Car, 84	41	50	___
7304	Southern Stock Car (FARR 4), 83 <i>u</i>	41	45	___
7309	Southern Stock Car (027), 85-86	12	16	___
7312	W&ARR Stock Car (027), 86 <i>u</i>	25	30	___
7401	Chessie System Stock Car (027), 84-85	13	17	___
7404	Jersey Central Boxcar, 86	31	40	___
7500	Lionel 75th Anniversary U36B Diesel, 75-77	118	138	___
7501	Lionel 75th Anniversary Boxcar, 75-77	23	32	___
7502	Lionel 75th Anniversary Reefer, 75-77	26	35	___
7503	Lionel 75th Anniversary Reefer, 75-77	28	39	___
7504	Lionel 75th Anniversary Covered Quad Hopper, 75-77	26	39	___
7505	Lionel 75th Anniversary Boxcar, 75-77	26	37	___
7506	Lionel 75th Anniversary Boxcar, 75-77	15	20	___
7507	Lionel 75th Anniversary Reefer, 75-77	26	37	___
7508	Lionel 75th Anniversary N5c Caboose, 75-77	22	27	___
7509	Kentucky Fried Chicken Reefer, 81-82	47	57	___
7510	Red Lobster Reefer, 81-82	47	54	___
7511	Pizza Hut Reefer, 81-82	47	54	___

MODERN ERA 1970-2010

		Exc	Mint	Cond/S
7512	Arthur Treacher's Reefer, 82	45	52	___
7513	Bonanza Reefer, 82	44	52	___
7514	Taco Bell Reefer, 82	56	84	___
7515	Denver Mint Car, 81	65	70	___
7517	Philadelphia Mint Car, 82	38	40	___
7518	Carson City Mint Car, 83	34	41	___
7519	Toy Fair Reefer, 82 u	35	42	___
7520	Nibco Express Boxcar, 82 u	265	440	___
7521	Toy Fair Reefer, 83 u	50	65	___
7522	New Orleans Mint Car, 84 u	33	38	___
7523	Toy Fair Reefer, 84 u	44	49	___
7524	Toy Fair Reefer, 85 u	55	60	___
7525	Toy Fair Boxcar, 86 u	65	80	___
7530	Dahlonega Mint Car, 86 u	37	48	___
7600	Frisco "Spirit of '76" N5c Caboose, 74-76	33	39	___
7601	Delaware Boxcar, 74-76	16	19	___
7602	Pennsylvania Boxcar, 74-76	23	27	___
7603	New Jersey Boxcar, 74-76	23	24	___
7604	Georgia Boxcar, 74 u, 75-76	22	26	___
7605	Connecticut Boxcar, 74 u, 75-76	22	32	___
7606	Massachusetts Boxcar, 74 u, 75-76	25	29	___
7607	Maryland Boxcar, 74 u, 75-76	22	34	___
7608	South Carolina Boxcar, 75 u, 76	38	50	___
7609	New Hampshire Boxcar, 75 u, 76	38	46	___
7610	Virginia Boxcar, 75 u, 76	155	200	___
7611	New York Boxcar, 75 u, 76	50	65	___
7612	North Carolina Boxcar, 75 u, 76	35	60	___
7613	Rhode Island Boxcar, 75 u, 76	36	50	___
7700	Uncle Sam Boxcar, 75 u	44	51	___
7701	Camel Boxcar, 76-77	47	57	___
7702	Prince Albert Boxcar, 76-77	51	75	___
7703	Beechnut Boxcar, 76-77	28	42	___
7704	Toy Fair Boxcar, 76 u	110	120	___
7705	Canadian Toy Fair Boxcar, 76 u	130	145	___
7706	Sir Walter Raleigh Boxcar, 77-78	47	57	___
7707	White Owl Boxcar, 77-78	47	59	___
7708	Winston Boxcar, 77-78	49	62	___
7709	Salem Boxcar, 78	46	57	___
7710	Mail Pouch Boxcar, 78	51	63	___
7711	El Producto Boxcar, 78	48	63	___
7712	Santa Fe Boxcar (FARR 1), 79	25	29	___
7800	Pepsi Boxcar, 76 u, 77	65	75	___
7801	A&W Boxcar, 76 u, 77	41	52	___
7802	Canada Dry Boxcar, 76 u, 77	43	55	___
7803	Trains n' Truckin' Boxcar, 77 u	20	26	___
7806	Season's Greetings Boxcar, 76 u	70	95	___
7807	Toy Fair Boxcar, 77 u	70	95	___

MODERN ERA 1970-2010

		Exc	Mint	Cond/S
7808	Northern Pacific Stock Car, 77	37	44	___
7809	Vernors Boxcar, 77 <i>u</i> , 78	50	65	___
7810	Orange Crush Boxcar, 77 <i>u</i> , 78	40	55	___
7811	Dr Pepper Boxcar, 77 <i>u</i> , 78	44	60	___
7813	"Season's Greetings" Boxcar, 77 <i>u</i>	65	90	___
7814	"Season's Greetings" Boxcar, 78 <i>u</i>	70	95	___
7815	Toy Fair Boxcar, 78 <i>u</i>	65	85	___
7816	Toy Fair Boxcar, 79 <i>u</i>	65	85	___
7817	Toy Fair Boxcar, 80 <i>u</i>	95	105	___
7900	D&RGW Operating Cowboy Car (027), 82-83	22	26	___
7901	LL Cop and Hobo Car (027), 82-83	24	27	___
7902	Santa Fe Boxcar (027), 82-85	5	9	___
7903	Rock Island Boxcar (027), 83	8	13	___
7904	San Diego Zoo Giraffe Car (027), 83-84	44	55	___
7905	Black Cave Boxcar (027), 82	6	9	___
7908	Tappan Boxcar (027), 82 <i>u</i>	39	55	___
7909	L&N Boxcar (027), 83-84	40	49	___
7910	Chessie System Boxcar (027), 84-85	18	23	___
7912	Toys "R" Us Giraffe Car (027), 82-84 <i>u</i>	70	80	___
7913	Turtleback Zoo Giraffe Car (027), 85-86	50	60	___
7914	Toys "R" Us Giraffe Car (027), 85-89 <i>u</i>	70	90	___
7920	Sears Centennial Boxcar (027), 85-86 <i>u</i>	39	44	___
7925	Erie-Lackawanna Boxcar (027), 86-90	10	18	___
7926	NKP Boxcar (027), 86-91	8	10	___
7930	True Value Boxcar (027), 86-87 <i>u</i>	34	50	___
7931	Town House TV and Appliances Boxcar (027), 86 <i>u</i>	31	39	___
7932	Kay Bee Toys Boxcar (027), 86-87 <i>u</i>	40	49	___
8001	NKP 2-6-4 Locomotive, 80 <i>u</i>	55	65	___
8002	Union Pacific 2-8-4 Locomotive (FARR 2), 80	310	345	___
8003	Chessie System 2-8-4 Locomotive, 80	360	540	___
8004	Rock Island 4-4-0 Locomotive, 80-82	190	220	___
8005	Santa Fe 4-4-0 Locomotive, 80-82	65	75	___
8006	ACL 4-6-4 Locomotive, 80 <i>u</i>	245	340	___
8007	NYNH&H 2-6-4 Locomotive, 80-81	65	75	___
8008	Chessie System 4-4-2 Locomotive, 80	65	75	___
8010	Santa Fe NW2 Switcher, 70, 71 <i>u</i>	25	65	___
8020	Santa Fe Alco Diesel A Unit, 70-72, 74-76	65	85	___
8020	Santa Fe Alco Diesel A Unit, dummy, 70	45	60	___
8021	Santa Fe Alco Diesel B Unit, 71-72, 74-76	47	70	___
8022	Santa Fe Alco Diesel A Unit, 71 <i>u</i>	80	105	___
8025	CN Alco Diesel A Unit, 71-73 <i>u</i>	85	105	___
8025	CN Alco Diesel A Unit, dummy, 71-73 <i>u</i>	45	65	___
8030	Illinois Central GP9 Diesel, 70-72	125	145	___
8031	Canadian National GP7 Diesel, 71-73 <i>u</i>	80	150	___
8031	Illinois Central GP9 Diesel Dummy Unit, 70		NRS	___

MODERN ERA 1970-2010

		Exc	Mint	Cond/S
8040	Canadian National 2-4-2 Locomotive, 71 <i>u</i>	43	85	___
8040	NKP 2-4-2 Locomotive, 70-72	26	34	___
8041	NYC 2-4-2 Locomotive, 70	55	65	___
8041	PRR 2-4-2 Locomotive, 71 <i>u</i>	55	65	___
8042	GTW 2-4-2 Locomotive, 70, 71-73 <i>u</i>	26	34	___
8043	NKP 2-4-2 Locomotive, 70 <i>u</i>	45	65	___
8050	D&H U36C Diesel, 80	105	220	___
8051	D&H U36C Diesel Dummy Unit, 80	95	115	___
8054/55	Burlington F3 Diesel AA Set, 80	360	385	___
8056	C&NW FM Train Master Diesel, 80	200	250	___
8057	Burlington NW2 Switcher, 80	100	115	___
8059	Pennsylvania F3 Diesel B Unit, 80 <i>u</i>	190	290	___
8060	Pennsylvania F3 Diesel B Unit, 80 <i>u</i>	335	420	___
8061	Chessie System U36C Diesel, 80	110	140	___
8062	Burlington F3 Diesel B Unit, 80 <i>u</i>	205	255	___
8063	Seaboard SD9 Diesel, 80	80	100	___
8064	Florida East Coast GP9 Diesel, 80	150	200	___
8065	Florida East Coast GP9 Diesel Dummy Unit, 80	95	120	___
8066	TP&W GP20 Diesel, 80-81, 83 <i>u</i>	65	80	___
8071	Virginian SD18 Diesel, 80 <i>u</i>	135	155	___
8072	Virginian SD18 Diesel Dummy Unit, 80 <i>u</i>	75	110	___
8100	Norfolk & Western 4-8-4 "611," 81	360	405	___
8101	Chicago & Alton 4-6-4 Locomotive "659," 81	275	445	___
8102	Union Pacific 4-4-2 Locomotive, 81-82	49	65	___
8104	Union Pacific 4-4-0 Locomotive "3," 81 <i>u</i>	180	235	___
8111	DT&I NW2 Switcher, 71-74	55	65	___
8140	Southern 2-4-0 Locomotive, 71 <i>u</i>	22	30	___
8141	PRR 2-4-2 Locomotive, 71-72	41	43	___
8142	C&O 4-4-2 Locomotive, 71-72		55	___
8150	PRR GG1 Electric Locomotive "4935," 81	330	395	___
8151	Burlington SD28 Diesel, 81	120	145	___
8152	Canadian Pacific SD24 Diesel, 81	170	180	___
8153	Reading NW2 Switcher, 81-82	100	155	___
8154	Alaska NW2 Switcher, 81-82	120	160	___
8155	Monon U36B Diesel, 81-82	110	135	___
8156	Monon U36B Diesel Dummy Unit, 81-82		65	___
8157	Santa Fe FM Train Master, 81	280	325	___
8158	DM&IR GP35 Diesel, 81-82	90	150	___
8159	DM&IR GP35 Diesel Dummy Unit, 81-82	55	75	___
8160	Burger King GP20 Diesel, 81-82	93	113	___
8161	L.A.S.E.R. Switcher, 81-82	23	55	___
8162	Ontario Northland SD18 Diesel, 81 <i>u</i>	150	210	___
8163	Ontario Northland SD18 Diesel Dummy Unit, 81 <i>u</i>	95	140	___
8164	Pennsylvania F3 Diesel B Unit, 81 <i>u</i>	340	370	___
8182	Nibco Express NW2 Switcher, 82 <i>u</i>	90	130	___

MODERN ERA 1970-2010

		Exc	Mint	Cond/S
8190	Diesel Horn Kit, 81 <i>u</i>		30	—
8200	Kickapoo Dockside 0-4-0T, 72	30	39	—
8203	PRR 2-4-2 Locomotive, 72, 74 <i>u</i> , 75	26	34	—
8204	C&O 4-4-2 Locomotive, 72	55	60	—
8206	NYC 4-6-4 Locomotive, 72-75	140	155	—
8209	<i>Pioneer</i> Dockside 0-4-0T with tender, 72	45	65	—
8209	<i>Pioneer</i> Dockside 0-4-0T, no tender, 73-76	42	55	—
8210	Joshua L. Cowen 4-6-4 Locomotive, 82	245	350	—
8212	Black Cave 0-4-0 Locomotive, 82	30	49	—
8213	D&RGW 2-4-2 Locomotive, 82-83, 84-91 <i>u</i>	65	70	—
8214	Pennsylvania 2-4-2 Locomotive, 82-83	55	65	—
8215	Nickel Plate Road 2-8-4 Locomotive "779," 82 <i>u</i>	245	285	—
8250	Santa Fe GP9 Diesel, 72, 74-75	120	145	—
8251-50	Horn/Whistle Controller, 72-74	1	2	—
8252	D&H Alco Diesel A Unit, 72	85	125	—
8253	D&H Alco Diesel B Unit, 72	50	70	—
8254	Illinois Central GP9 Diesel Dummy Unit, 72	60	65	—
8255	Santa Fe GP9 Diesel Dummy Unit, 72	60	65	—
8258	Canadian National GP7 Diesel Dummy Unit, 72-73 <i>u</i>	65	85	—
8260/62	Southern Pacific F3 Diesel AA Set, 82	490	520	—
8261	Southern Pacific F3 Diesel B Unit, 82 <i>u</i>	435	445	—
8263	Santa Fe GP7 Diesel, 82	65	80	—
8264	CP Vulcan Switcher Snowplow, 82	105	125	—
8265	Santa Fe SD40 Diesel, 82	205	225	—
8266	Norfolk & Western SD24 Diesel, 82	150	225	—
8268	<i>Quicksilver</i> Alco Diesel A Unit, 82-83	85	105	—
8269	<i>Quicksilver</i> Alco Diesel A Unit, dummy, 82-83	55	65	—
8272	Pennsylvania EP-5 Electric Locomotive, 82 <i>u</i>	205	265	—
8300	Santa Fe 2-4-0 Locomotive, 73-74	22	25	—
8302	Southern 2-4-0 Locomotive, 73-76	29	30	—
8303	Jersey Central 2-4-2 Locomotive, 73-74	55	59	—
8304	B&O 4-4-2 Locomotive, 75	75	105	—
8304	C&O 4-4-2 Locomotive, 75-77	75	105	—
8304	Pennsylvania 4-4-2 Locomotive, 74-75	75	105	—
8304	Rock Island 4-4-2 Locomotive, 73-75	85	105	—
8305	Milwaukee Road 4-4-2 Locomotive, 73	95	120	—
8307	Southern Pacific 4-8-4 Locomotive "4449," 83	490	560	—
8308	Jersey Central 2-4-2 Locomotive, 73-74 <i>u</i>	36	43	—
8309	Southern 2-8-2 Locomotive "4501" (FARR 4), 83	385	495	—
8310	Jersey Central 2-4-0 Locomotive, 74-75 <i>u</i>	26	50	—
8310	Nickel Plate Road 2-4-0 Locomotive, 73 <i>u</i>	26	50	—
8310	Santa Fe 2-4-0 Locomotive, 74-75 <i>u</i>	26	34	—
8311	Southern 0-4-0 Locomotive, 73 <i>u</i>	26	34	—

MODERN ERA 1970-2010

		Exc	Mint	Cond/S
8313	Santa Fe 0-4-0 Locomotive, 83-84	13	17	___
8314	Southern 2-4-0 Locomotive, 83-85	17	21	___
8315	B&O 4-4-0 Locomotive, 83-84	85	120	___
8341	ACL SP-type Caboose, 86 u, 87-90	6	8	___
8350	U.S. Steel Switcher, 73-75	18	26	___
8351	Santa Fe Alco Diesel A Unit, 73-75	60	65	___
8352	Santa Fe GP20 Diesel, 73-75	65	105	___
8353	Grand Trunk Western GP7 Diesel, 73-75	90	120	___
8354	Erie NW2 Switcher, 73, 75	80	105	___
8355	Santa Fe GP20 Diesel Dummy Unit, 73-74	65	90	___
8356	Grand Trunk Western GP7 Diesel Dummy Unit, 73-75	65	75	___
8357	PRR GP9 Diesel, 73-75	100	120	___
8358	PRR GP9 Diesel Dummy Unit, 73-75	55	100	___
8359	Chessie System GP7 Diesel "GM50," 73	95	120	___
8360	Long Island GP20 Diesel, 73-74	70	105	___
8361	Western Pacific Alco Diesel A Unit, 73-75	50	70	___
8362	Western Pacific Alco Diesel B Unit, 73-75	45	65	___
8363	B&O F3 Diesel A Unit, 73-75	280	310	___
8364	B&O F3 Diesel A Unit, dummy, 73-75	120	160	___
8365/66	CP F3 Diesel AA Set (SSS), 73	355	405	___
8367	Long Island GP20 Diesel Dummy Unit, 73-75	80	100	___
8368	Alaska Vulcan Switcher, 83	120	160	___
8369	Erie-Lackawanna GP20 Diesel, 83-85	125	140	___
8370/72	NYC F3 Diesel AA Set, 83	330	435	___
8371	NYC F3 Diesel B Unit, 83	105	150	___
8374	Burlington Northern NW2 Switcher, 83-85	105	110	___
8375	C&NW GP7 Diesel, 83-85	135	165	___
8376	Union Pacific SD40 Diesel, 83	175	200	___
8377	U.S. Marines Switcher, 83-84	55	65	___
8378	Wabash FM Train Master Diesel "550," 83 u	500	690	___
8379	PRR Fire Car, 83 u	80	100	___
8380	Lionel Lines SD28 Diesel, 83 u	235	315	___
8402	Reading 4-4-2 Locomotive, 84-85	47	55	___
8403	Chessie System 4-4-2 Locomotive, 84-85	55	65	___
8404	PRR 6-8-6 "6200" (FARR 5), 84-85	360	460	___
8406	NYC 4-6-4 Locomotive "783," 84	445	600	___
8410	Redwood Valley Express 4-4-0 Locomotive, 84-85	34	50	___
8452	Erie Alco Diesel A Unit, 74-75	75	95	___
8453	Erie Alco Diesel B Unit, 74-75	55	75	___
8454	D&RGW GP7 Diesel, 74-75	80	110	___
8455	D&RGW GP7 Diesel Dummy Unit, 74-75	50	85	___
8458	Erie-Lackawanna SD40 Diesel, 84	160	190	___
8459	D&RGW Vulcan Rotary Snowplow, 84	145	165	___
8460	MKT NW2 Switcher, 74-75	45	65	___
8463	Chessie System GP20 Diesel, 74 u	130	190	___

MODERN ERA 1970-2010

		Exc	Mint	Cond/S
8464/65	D&RGW F3 Diesel AA Set (SSS), 74	220	325	___
8466	Amtrak F3 Diesel A Unit, 74-76	225	250	___
8467	Amtrak F3 Diesel A Unit, dummy, 74-76	80	90	___
8468	B&O F3 Diesel B Unit, 74-75	95	100	___
8469	CP F3 Diesel B Unit (SSS), 74	85	110	___
8470	Chessie System U36B Diesel, 74	80	110	___
8471	Pennsylvania NW2 Switcher, 74-76	170	195	___
8473	Coca-Cola NW2 Switcher, 74 u, 75	95	120	___
8474	D&RGW F3 Diesel B Unit (SSS), 74	95	110	___
8475	Amtrak F3 Diesel B Unit, 74	85	105	___
8477	NYC GP9 Diesel, 84 u	150	205	___
8480/82	Union Pacific F3 Diesel AA Set, 84	280	365	___
8481	Union Pacific F3 Diesel B Unit, 84	150	155	___
8485	USMC NW2 Switcher, 84-85	105	135	___
8500	Pennsylvania 2-4-0 Locomotive, 75-76	17	21	___
8502	Santa Fe 2-4-0 Locomotive, 75	17	21	___
8506	PRR 0-4-0 Locomotive, 75-77	75	90	___
8507	Santa Fe 2-4-0 Locomotive, 75 u	25	30	___
8512	Santa Fe 0-4-0T Locomotive, 85-86	22	30	___
8516	NYC 0-4-0 Locomotive, 85-86	115	140	___
8550	Jersey Central GP9 Diesel, 75-76	120	155	___
8551	Pennsylvania EP-5 Electric Locomotive, 75-76	115	120	___
8552/53/54	SP Alco Diesel ABA Set, 75-76	200	245	___
8555/57	Milwaukee Road F3 Diesel AA Set (SSS), 75	240	315	___
8556	Chessie System NW2 Switcher, 75-76	160	200	___
8558	Milwaukee Road EP-5 Electric Locomotive, 76-77	160	195	___
8559	N&W GP9 Diesel "1776," 75	115	145	___
8560	Chessie System U36B Diesel Dummy Unit, 75	85	130	___
8561	Jersey Central GP9 Diesel Dummy Unit, 75-76	70	95	___
8562	Missouri Pacific GP20 Diesel, 75-76	130	145	___
8563	Rock Island Alco Diesel A Unit, 75-76 u	65	90	___
8564	Union Pacific U36B Diesel, 75	110	155	___
8565	Missouri Pacific GP20 Diesel Dummy Unit, 75-76	55	70	___
8566	Southern F3 Diesel A Unit, 75-77	220	370	___
8567	Southern F3 Diesel A Unit, dummy, 75-77	105	135	___
8568	Preamble Express F3 Diesel A Unit, 75 u	90	115	___
8569	Soo Line NW2 Switcher, 75-77	60	65	___
8570	Liberty Special Alco Diesel A Unit, 75 u	75	90	___
8571	Frisco U36B Diesel, 75-76	75	95	___
8572	Frisco U36B Diesel Dummy Unit, 75-76		55	___
8573	Union Pacific U36B Diesel Dummy Unit, 75 u	145	190	___
8575	Milwaukee Road F3 Diesel B Unit (SSS), 75	105	160	___
8576	Penn Central GP7 Diesel, 75 u, 76-77	90	120	___

MODERN ERA 1970-2010

		Exc	Mint	Cond/S
8578	NYC Ballast Tamper, 85, 87	85	90	___
8580/82	Illinois Central F3 Diesel AA Set, 85, 87	420	485	___
8581	Illinois Central F3 Diesel B Unit, 85, 87	130	155	___
8585	Burlington Northern SD40 Diesel, 85	355	385	___
8587	Wabash GP9 Diesel "484," 85 u	250	280	___
8600	NYC 4-6-4 Locomotive, 76	175	195	___
8601	Rock Island 0-4-0 Locomotive, 76-77	17	21	___
8602	D&RGW 2-4-0 Locomotive, 76-78	22	26	___
8603	C&O 4-6-4 Locomotive, 76-77	135	190	___
8604	Jersey Central 2-4-2 Locomotive, 76 u	39	44	___
8606	B&A 4-6-4 Locomotive "784," 86 u	720	760	___
8610	Wabash 4-6-2 "672" (FF 1), 86-87	435	610	___
8615	L&N 2-8-4 Locomotive "1970," 86 u	540	630	___
8616	Santa Fe 4-4-2 Locomotive, 86	60	65	___
8617	Nickel Plate Road 4-4-2 Locomotive, 86-91	60	65	___
8625	Pennsylvania 2-4-0 Locomotive, 86-90	21	34	___
8630	W&ARR 4-4-0 Locomotive "3," 86 u	125	150	___
8635	Santa Fe 0-4-0 (SSS), 86	80	100	___
8650	Burlington Northern U36B Diesel, 76-77	120	170	___
8651	Burlington Northern U36B Diesel Dummy Unit, 76-77	70	90	___
8652	Santa Fe F3 Diesel A Unit, 76-77	260	510	___
8653	Santa Fe F3 Diesel A Unit, dummy, 76-77	135	160	___
8654	Boston & Maine GP9 Diesel, 76-77	155	195	___
8655	Boston & Maine GP9 Diesel Dummy Unit, 76-77	90	110	___
8656	Canadian National Alco Diesel A Unit, 76	150	195	___
8657	Canadian National Alco Diesel B Unit, 76	60	75	___
8658	CN Alco Diesel A Unit, dummy, 76	85	170	___
8659	Virginian Electric Locomotive, 76-77	125	150	___
8660	CP Rail NW2 Switcher, 76-77	100	135	___
8661	Southern F3 Diesel B Unit, 76	165	170	___
8662	B&O GP7 Diesel, 86	120	130	___
8664	Amtrak Alco Diesel A Unit, 76-77	85	120	___
8665	BAR <i>Jeremiah O'Brien</i> GP9 Diesel "1776," 76 u	100	170	___
8666	Northern Pacific GP9 Diesel (SSS), 76	125	175	___
8667	Amtrak Alco Diesel B Unit, 76-77	60	80	___
8668	Northern Pacific GP9 Diesel Dummy Unit (SSS), 76	100	130	___
8669	Illinois Central Gulf U36B Diesel, 76-77	125	165	___
8670	Chessie System Switcher, 76	30	55	___
8679	Northern Pacific GP20 Diesel, 86	90	105	___
8687	Jersey Central FM Train Master Diesel, 86	270	325	___
8690	Lionel Lines Trolley, 86	105	115	___
8701	W&ARR 4-4-0 Locomotive "3," 77-79	285	300	___
8702	Southern 4-6-4 Locomotive, 77-78	280	470	___
8703	Wabash 2-4-2 Locomotive, 77	22	30	___

MODERN ERA 1970-2010

		Exc	Mint	Cond/S
8750	Rock Island GP7 Diesel, 77-78	110	125	___
8751	Rock Island GP7 Diesel Dummy Unit, 77-78	50	70	___
8753	Pennsylvania GG1 Electric Locomotive, 77 u	290	315	___
8754	New Haven Electric Locomotive, 77-78	100	120	___
8755	Santa Fe U36B Diesel, 77-78	130	150	___
8756	Santa Fe U36B Diesel Dummy Unit, 77-78	75	95	___
8757	Conrail GP9 Diesel, 76 u, 77-78	110	140	___
8758	Southern GP7 Diesel Dummy Unit, 77 u, 78	75	95	___
8759	Erie-Lackawanna GP9 Diesel, 77-79	115	175	___
8760	Erie-Lackawanna GP9 Diesel Dummy Unit, 77-79	95	115	___
8761	GTW NW2 Switcher, 77-78	95	130	___
8762	Great Northern EP-5 Electric Locomotive, 77-78	130	140	___
8763	Norfolk & Western GP9 Diesel, 76 u, 77-78	110	120	___
8764	B&O Budd RDC Passenger (SSS), 77	110	135	___
8765	B&O Budd RDC Baggage Dummy Unit (SSS), 77	80	100	___
8766	B&O Budd RDC Baggage (SSS), 77		310	___
8767	B&O Budd RDC Passenger Dummy Unit (SSS), 77	85	105	___
8768	B&O Budd RDC Passenger Dummy Unit (SSS), 77	85	105	___
8769	Republic Steel Switcher, 77-78	22	39	___
8770	NW2 Switcher, 77-78		65	___
8771	Great Northern U36B Diesel, 77	110	140	___
8772	GM&O GP20 Diesel, 77	85	95	___
8773	Mickey Mouse U36B Diesel, 77-78	470	630	___
8774	Southern GP7 Diesel, 77 u, 78	110	135	___
8775	Lehigh Valley GP9 Diesel, 77 u, 78	85	105	___
8776	C&NW GP20 Diesel, 77 u, 78	98	138	___
8777	Santa Fe F3 Diesel B Unit (SSS), 77	160	175	___
8778	Lehigh Valley GP9 Diesel Dummy Unit, 77 u, 78	90	110	___
8779	C&NW GP20 Diesel Dummy Unit, 77 u, 78	85	118	___
8800	Lionel Lines 4-4-2 Locomotive, 78-81	75	105	___
8801	<i>Blue Comet</i> 4-6-4 Locomotive, 78-80	380	500	___
8803	Santa Fe 0-4-0 Locomotive, 78	14	24	___
8850	Penn Central GG1 Electric Locomotive, 78 u, 79	250	305	___
8851/52	New Haven F3 Diesel AA Set, 78 u, 79	320	430	___
8854	CP Rail GP9 Diesel, 78-79	100	120	___
8855	Milwaukee Road SD18 Diesel, 78		115	___
8857	Northern Pacific U36B Diesel, 78-80	140	180	___
8858	Northern Pacific U36B Diesel Dummy Unit, 78-80	55	85	___
8859	Conrail Electric Locomotive, 78-82	105	150	___
8860	Rock Island NW2 Switcher, 78-79	85	100	___
8861	Santa Fe Alco Diesel A Unit, 78-79	65	85	___

MODERN ERA 1970-2010

		Exc	Mint	Cond/S
8862	Santa Fe Alco Diesel B Unit, 78-79	36	43	___
8864	New Haven F3 Diesel B Unit, 78	85	105	___
8866	M&StL GP9 Diesel (SSS), 78	85	120	___
8867	M&StL GP9 Diesel Dummy Unit (SSS), 78	65	95	___
8868	Amtrak Budd RDC Baggage, 78, 80	195	235	___
8869	Amtrak Budd RDC Passenger Dummy Unit, 78, 80	75	95	___
8870	Amtrak Budd RDC Passenger Dummy Unit, 78, 80	85	115	___
8871	Amtrak Budd RDC Baggage Dummy Unit, 78, 80	85	105	___
8872	Santa Fe SD18 Diesel, 78 u	125	155	___
8873	Santa Fe SD18 Diesel Dummy Unit, 78 u	60	85	___
8900	Santa Fe 4-6-4 Locomotive (FARR 1), 79	310	355	___
8902	ACL 2-4-0 Locomotive, 79-82, 86 u, 87-90	13	17	___
8903	D&RGW 2-4-2 Locomotive, 79-81	17	21	___
8904	Wabash 2-4-2 Locomotive, 79, 81 u	30	34	___
8905	Smokey Mountain Dockside 0-4-0T Locomotive, 79	9	17	___
8950	Virginian FM Train Master Diesel, 79	230	285	___
8951	Southern Pacific FM Train Master Diesel, 79	265	350	___
8952/53	PRR F3 Diesel AA Set, 79	350	500	___
8955	Southern U36B Diesel, 79	120	195	___
8956	Southern U36B Diesel Dummy Unit, 79	80	125	___
8957	Burlington Northern GP20 Diesel, 79	120	150	___
8958	Burlington Northern GP20 Diesel Dummy Unit, 79	85	90	___
8960	Southern Pacific U36C Diesel, 79 u	130	180	___
8961	Southern Pacific U36C Diesel Dummy Unit, 79 u	70	80	___
8962	Reading U36B Diesel, 79	115	130	___
8970/71	PRR F3 Diesel AA Set, 79 u, 80	330	425	___
9001	Conrail Boxcar (O27), 86-87 u, 88-90	5	10	___
9010	GN Hopper (O27), 70-71	6	8	___
9011	GN Hopper (O27), 70 u, 75-76, 78-83	8	10	___
9012	TA&G Hopper (O27), 71-72	7	8	___
9013	Canadian National Hopper (O27), 72-76	5	8	___
9015	Reading Hopper (O27), 73-75	17	21	___
9016	Chessie System Hopper (O27), 75-79, 87-88, 89 u	4	6	___
9017	Wabash Gondola with canisters (O27), 78-82	3	5	___
9018	DT&I Hopper (O27), 78-79, 81-82	6	7	___
9019	Flatcar (O27), 78	2	3	___
9020	Union Pacific Flatcar (O27), 70-78	3	5	___
9021	Santa Fe Work Caboose, 70-71, 73-75	9	13	___
9022	Santa Fe Bulkhead Flatcar (O27), 70-72, 75-79	7	13	___
9023	MKT Bulkhead Flatcar (O27), 73-74	7	10	___
9024	C&O Flatcar (O27), 73-75	3	6	___

MODERN ERA 1970-2010

		Exc	Mint	Cond/S
9025	DT&I Work Caboose, 71-74, 77-78	8	10	___
9026	Republic Steel Flatcar (027), 75-82	5	7	___
9027	Soo Line Work Caboose, 75-76	7	9	___
9030	Kickapoo Gondola (027), 72, 79	5	9	___
9031	NKP Gondola with canisters (027), 73-75, 82-83, 84-91 <i>u</i>	4	7	___
9032	SP Gondola with canisters (027), 75-78		3	___
9033	PC Gondola with canisters (027), 76-78, 82, 86 <i>u</i> , 87-90, 92 <i>u</i>		3	___
9034	Lionel Leisure Hopper (027), 77 <i>u</i>	30	34	___
9035	Conrail Boxcar (027), 78-82	5	9	___
9036	Mobilgas 1-D Tank Car (027), 78-82	7	13	___
9037	Conrail Boxcar (027), 78 <i>u</i> , 80	7	10	___
9038	Chessie System Hopper (027), 78 <i>u</i> , 80	15	19	___
9039	Mobilgas 1-D Tank Car (027), 78 <i>u</i> , 80	10	15	___
9040	General Mills Wheaties Boxcar (027), 70-72	9	13	___
9041	Hershey's Boxcar (027), 70-71, 73-76	16	25	___
9042	Ford-Autolite Boxcar (027), 71 <i>u</i> , 72 74-76	13	21	___
9043	Erie-Lackawanna Boxcar (027), 73-75	13	20	___
9044	D&RGW Boxcar (027), 75-76	5	8	___
9045	Toys "R" Us Boxcar (027), 75 <i>u</i>	35	42	___
9046	True Value Boxcar (027), 76 <i>u</i>	26	34	___
9047	Toys "R" Us Boxcar (027), 76 <i>u</i>	40	43	___
9048	Toys "R" Us Boxcar (027), 76 <i>u</i>	33	41	___
9049	Toys "R" Us Boxcar (027), 78 <i>u</i>		NRS	___
9050	Sunoco 1-D Tank Car (027), 70-71	17	23	___
9051	Firestone 1-D Tank Car (027), 74-75, 78	15	19	___
9052	Toys "R" Us Boxcar (027), 77 <i>u</i>	26	34	___
9053	True Value Boxcar (027), 77 <i>u</i>	28	40	___
9054	JCPenney Boxcar (027), 77 <i>u</i>	14	19	___
9055	Republic Steel Gondola with canisters, 78 <i>u</i>	9	10	___
9057	CP Rail SP-type Caboose, 78-79	10	15	___
9058	Lionel Lines SP-type Caboose, 78-79, 83	5	7	___
9059	Lionel Lines SP-type Caboose, 79 <i>u</i> , 81 <i>u</i>	7	9	___
9060	Nickel Plate Road SP-type Caboose, 70-72	5	7	___
9061	Santa Fe SP-type Caboose, 70-76	5	8	___
9062	Penn Central SP-type Caboose, 70-72, 74-76	5	9	___
9063	GTW SP-type Caboose, 70, 71-73 <i>u</i>	15	19	___
9064	C&O SP-type Caboose, 71-72, 75-77	7	10	___
9065	Canadian National SP-type Caboose, 71-73 <i>u</i>	19	24	___
9066	Southern SP-type Caboose, 73-76	7	9	___
9067	Kickapoo Valley Bobber Caboose, 72	6	9	___
9068	Reading Bobber Caboose, 73-76	5	7	___
9069	Jersey Central SP-type Caboose, 73-74, 75-76 <i>u</i>	5	8	___
9070	Rock Island SP-type Caboose, 73-74	13	17	___
9071	Santa Fe Bobber Caboose, 74 <i>u</i> , 77-78	7	9	___

MODERN ERA 1970-2010

		Exc	Mint	Cond/S
9073	Coca-Cola SP-type Caboose, 74 u, 75	17	22	___
9075	Rock Island SP-type Caboose, 75-76 u	13	17	___
9076	"We The People" SP-type Caboose, 75 u	19	28	___
9077	D&RGW SP-type Caboose, 76-83, 84-91 u	7	8	___
9078	Rock Island Bobber Caboose, 76-77	5	7	___
9079	GTW Hopper (O27), 77	28	32	___
9080	Wabash SP-type Caboose, 77	9	10	___
9085	Santa Fe Work Caboose, 79-82	4	5	___
9090	General Mills Mini-Max Car, 71	24	28	___
9106	Miller Vat Car, 84-85	34	48	___
9107	Dr Pepper Vat Car, 86-87	24	33	___
9110	B&O Quad Hopper, 71	25	30	___
9111	N&W Quad Hopper, 72-75	15	20	___
9112	D&RGW Covered Quad Hopper, 73-75	20	23	___
9113	Norfolk & Western Quad Hopper (SSS), 73	27	32	___
9114	Morton Salt Covered Quad Hopper, 74-76	18	27	___
9115	Planter's Covered Quad Hopper, 74-76	21	30	___
9116	Domino Sugar Covered Quad Hopper, 74-76	22	29	___
9117	Alaska Covered Quad Hopper (SSS), 74-76	29	36	___
9119	Detroit & Mackinac Covered Hopper, 75 u		20	___
9120	Northern Pacific Flatcar with trailers, 70-71	33	38	___
9121	L&N Flatcar with bulldozer and scraper, 71-79	47	50	___
9122	Northern Pacific Flatcar with trailers, 72-75	19	32	___
9123	C&O Auto Carrier, 3-tier, 72 u, 73-74	18	27	___
9124	P&LE Flatcar with logs, 73-74	18	25	___
9125	Norfolk & Western Auto Carrier, 2-tier, 73-77	23	28	___
9126	C&O Auto Carrier, 3-tier, 73-75	23	34	___
9128	Heinz Vat Car, 74-76	23	30	___
9129	N&W Auto Carrier, 3-tier, 75-76	17	19	___
9130	B&O Quad Hopper, 70	23	24	___
9131	D&RGW Gondola with canisters, 73-77	5	8	___
9132	Libby's Vat Car (SSS), 75-77	16	23	___
9133	BN Flatcar with trailers, 76-77, 80	20	28	___
9134	Virginian Covered Quad Hopper, 76-77		32	___
9135	N&W Covered Quad Hopper, 70 u, 71, 75	19	23	___
9136	Republic Steel Gondola with canisters, 72-76, 79	8	11	___
9138	Sunoco 3-D Tank Car (SSS), 78	33	37	___
9139	PC Auto Carrier, 3-tier, 76-77	21	29	___
9140	Burlington Gondola with canisters, 70, 73-82, 87-89	7	9	___
9141	BN Gondola with canisters, 70-72	8	10	___
9143	CN Gondola with canisters, 71-73 u	30	34	___
9144	D&RGW Gondola with canisters (SSS), 74-76	9	13	___
9145	ICG Auto Carrier, 3-tier, 77-80	21	29	___

MODERN ERA 1970-2010

		Exc	Mint	Cond/S
9146	Mogen David Vat Car, 77-81	21	26	___
9147	Texaco 1-D Tank Car, 77-78	39	55	___
9148	Du Pont 3-D Tank Car, 77-81	25	28	___
9149	CP Rail Flatcar with trailers, 77-78	22	35	___
9150	Gulf 1-D Tank Car, 70 u, 71	22	28	___
9151	Shell 1-D Tank Car, 72	27	31	___
9152	Shell 1-D Tank Car, 73-76	25	34	___
9153	Chevron 1-D Tank Car, 74-76	25	30	___
9154	Borden 1-D Tank Car, 75-76	33	47	___
9156	Mobilgas 1-D Tank Car, 76-77	30	40	___
9157	C&O Crane Car, 76-78, 81-82	35	44	___
9158	PC Flatcar with shovel, 76-77, 80	40	55	___
9159	Sunoco 1-D Tank Car, 76	35	50	___
9160	Illinois Central N5c Caboose, 70-72	17	23	___
9161	CN N5c Caboose, 72-74	14	25	___
9162	PRR N5c Caboose, 72-76	25	30	___
9163	Santa Fe N5c Caboose, 73-76	17	24	___
9165	Canadian Pacific N5c Caboose (SSS), 73	21	30	___
9166	D&RGW SP-type Caboose (SSS), 74-75	20	25	___
9167	Chessie System N5c Caboose, 74-76	24	31	___
9168	Union Pacific N5c Caboose, 75-77	17	19	___
9169	Milwaukee Road SP-type Caboose (SSS), 75	16	19	___
9170	N&W N5c Caboose "1776," 75	27	30	___
9171	MP SP-type Caboose, 75 u, 76-77	19	20	___
9172	Penn Central SP-type Caboose, 75 u, 76-77	23	31	___
9173	Jersey Central SP-type Caboose, 75 u, 76-77	22	33	___
9174	NYC (P&E) Bay Window Caboose, 76	65	70	___
9175	Virginian N5c Caboose, 76-77	24	26	___
9176	BAR N5c Caboose, 76 u	18	30	___
9177	Northern Pacific Bay Window Caboose (SSS), 76	25	35	___
9178	ICG SP-type Caboose, 76-77	19	24	___
9179	Chessie System Bobber Caboose, 76	7	11	___
9180	Rock Island N5c Caboose, 77-78	12	23	___
9181	B&M N5c Caboose, 76 u, 77	39	49	___
9182	N&W N5c Caboose, 76 u, 77-80	20	26	___
9183	Mickey Mouse N5c Caboose, 77-78	32	50	___
9184	Erie Bay Window Caboose, 77-78	24	30	___
9185	GTW N5c Caboose, 77	21	28	___
9186	Conrail N5c Caboose, 76 u, 77-78	27	35	___
9187	Gulf, Mobile & Ohio SP-type Caboose, 77	10	16	___
9188	GN Bay Window Caboose, 77	22	27	___
9189	Gulf 1-D Tank Car, 77	40	60	___
9193	Budweiser Vat Car, 83-84	80	105	___
9200	Illinois Central Boxcar, 70-71	19	25	___
9201	Penn Central Boxcar, 70	17	25	___
9202	Santa Fe Boxcar, 70	20	24	___

MODERN ERA 1970-2010

		Exc	Mint	Cond/S
9203	Union Pacific Boxcar, 70		21	___
9204	Northern Pacific Boxcar, 70		21	___
9205	Norfolk & Western Boxcar, 70	22	25	___
9206	Great Northern Boxcar, 70-71		20	___
9207	Soo Line Boxcar, 71	11	16	___
9208	CP Rail Boxcar, 71	21	23	___
9209	Burlington Northern Boxcar, 71-72	16	21	___
9210	B&O DD Boxcar, 71	16	20	___
9211	Penn Central Boxcar, 71	17	28	___
9213	M&StL Covered Quad Hopper (SSS), 78	20	29	___
9214	Northern Pacific Boxcar, 71-72	16	21	___
9215	Norfolk & Western Boxcar, 71	19	24	___
9216	Great Northern Auto Carrier, 3-tier, 78	25	39	___
9217	Soo Line Operating Boxcar, 82-84	29	36	___
9218	Monon Operating Boxcar, 81	25	30	___
9219	Missouri Pacific Operating Boxcar, 83	27	33	___
9220	Borden Operating Milk Car, 83-86	95	125	___
9221	Poultry Dispatch Operating Chicken Car, 83-85	45	50	___
9222	L&N Flatcar with trailers, 83-84	38	60	___
9223	Reading Operating Boxcar, 84	33	40	___
9224	Churchill Downs Operating Horse Car, 84-86	85	110	___
9225	Conrail Operating Barrel Car, 84	42	55	___
9226	Delaware & Hudson Flatcar with trailers, 84-85	31	36	___
9228	Canadian Pacific Operating Boxcar, 86	24	37	___
9229	Express Mail Operating Boxcar, 85-86	21	27	___
9230	Monon Boxcar (SSS), 71, 72 u	17	24	___
9231	Reading Bay Window Caboose, 79	24	32	___
9232	Allis-Chalmers Condenser Car, 80-81, 83 u	42	50	___
9233	Depressed Center Flatcar with transformer, 80	55	65	___
9234	Radioactive Waste Car, 80	50	75	___
9235	Union Pacific Derrick Car, 83-84	16	22	___
9236	C&NW Derrick Car, 83-85	22	30	___
9238	Northern Pacific Log Dump Car, 84	16	24	___
9239	Lionel Lines N5c Caboose, 83 u	50	60	___
9240	NYC Hopper (O27), 87 u	20	29	___
9240	NYC Operating Hopper, 86	32	39	___
9241	PRR Log Dump Car, 85-86	21	27	___
9250	WaterPoxy 3-D Tank Car, 70-71	23	26	___
9260	Reynolds Aluminum Covered Quad Hopper, 75-77	19	22	___
9261	Sun-Maid Raisins Covered Quad Hopper, 75 u, 76	20	26	___
9262	Ralston Purina Covered Quad Hopper, 75 u, 76	34	55	___
9263	PRR Covered Quad Hopper, 75 u, 76-77	23	30	___

MODERN ERA 1970-2010

		Exc	Mint	Cond/S
9264	Illinois Central Covered Quad Hopper, <i>75 u, 76-77</i>	28	39	___
9265	Chessie System Covered Quad Hopper, <i>75 u, 76-77</i>	21	27	___
9266	Southern "Big John" Covered Quad Hopper, <i>76</i>	46	65	___
9267	Alcoa Covered Quad Hopper (SSS), <i>76</i>	20	25	___
9268	Northern Pacific Bay Window Caboose, <i>77 u</i>	33	40	___
9269	Milwaukee Road Bay Window Caboose, <i>78</i>	34	47	___
9270	Northern Pacific N5c Caboose, <i>78</i>	14	27	___
9271	M&StL Bay Window Caboose (SSS), <i>78-79</i>	18	30	___
9272	New Haven Bay Window Caboose, <i>78-80</i>	20	34	___
9273	Southern Bay Window Caboose, <i>78 u</i>	36	45	___
9274	Santa Fe Bay Window Caboose, <i>78 u</i>	40	47	___
9276	Peabody Quad Hopper, <i>78</i>	19	28	___
9277	Cities Service 1-D Tank Car, <i>78</i>	41	45	___
9278	Life Savers 1-D Tank Car, <i>78-79</i>	105	145	___
9279	Magnolia 3-D Tank Car, <i>78, 79 u</i>	13	19	___
9280	Santa Fe Operating Stock Car (O27), <i>77-81</i>	20	24	___
9281	Santa Fe Auto Carrier, 3-tier, <i>78-80</i>	21	27	___
9282	GN Flatcar with trailers, <i>78-79, 81-82</i>	22	33	___
9283	Union Pacific Gondola with canisters, <i>77</i>	15	21	___
9284	Santa Fe Gondola with canisters, <i>77</i>	16	27	___
9285	ICG Flatcar with trailers, <i>77</i>	47	48	___
9286	B&LE Covered Quad Hopper, <i>77</i>	14	26	___
9287	Southern N5c Caboose, <i>77 u, 78</i>	18	30	___
9288	Lehigh Valley N5c Caboose, <i>77 u, 78, 80</i>	25	31	___
9289	C&NW N5c Caboose, <i>77 u, 78, 80</i>	25	36	___
9290	Union Pacific Operating Barrel Car, <i>83</i>	65	75	___
9300	PC Log Dump Car, <i>70-75, 77</i>	18	24	___
9301	U.S. Mail Operating Boxcar, <i>73-84</i>	32	42	___
9302	L&N Searchlight Car, <i>72 u, 73-78</i>	21	24	___
9303	Union Pacific Log Dump Car, <i>74-78, 80</i>	17	22	___
9304	C&O Coal Dump Car, <i>74-78</i>	12	23	___
9305	Santa Fe Operating Cowboy Car (O27), <i>80-82</i>	16	23	___
9306	Santa Fe Flatcar with horses, <i>80-82</i>	18	26	___
9307	Erie Gondola, animated, <i>80-84</i>	55	70	___
9308	Aquarium Car, <i>81-84</i>	125	130	___
9309	TP&W Bay Window Caboose, <i>80-81, 83 u</i>	19	25	___
9310	Santa Fe Log Dump Car, <i>78 u, 79-83</i>	13	24	___
9311	Union Pacific Coal Dump Car, <i>78 u, 79-82</i>	13	24	___
9312	Conrail Searchlight Car, <i>78 u, 79-83</i>	18	27	___
9313	Gulf 3-D Tank Car, <i>79 u</i>	43	50	___
9315	Southern Pacific Gondola with canisters, <i>79 u</i>	16	23	___
9316	Southern Pacific Bay Window Caboose, <i>79 u</i>	47	50	___
9317	Santa Fe Bay Window Caboose, <i>79</i>	21	36	___

MODERN ERA 1970-2010

		Exc	Mint	Cond/S
9320	Fort Knox Mint Car, 79 <i>u</i>	110	135	___
9321	Santa Fe 1-D Tank Car (FARR 1), 79	25	31	___
9322	Santa Fe Covered Quad Hopper (FARR 1), 79	42	47	___
9323	Santa Fe Bay Window Caboose (FARR 1), 79	39	49	___
9324	Tootsie Roll 1-D Tank Car, 79-81	63	88	___
9325	Norfolk & Western Flatcar with fences, 79-81 <i>u</i>	6	10	___
9326	Burlington Northern Bay Window Caboose, 79-80	34	44	___
9327	Bakelite 3-D Tank Car, 80	19	29	___
9328	Chessie System Bay Window Caboose, 80	33	42	___
9329	Chessie System Crane Car, 80	40	47	___
9330	Kickapoo Dump Car, 72, 79	3	7	___
9331	Union 76 1-D Tank Car, 79	39	44	___
9332	Reading Crane Car, 79	37	50	___
9333	Southern Pacific Flatcar with trailers, 79-80	33	46	___
9334	Humble 1-D Tank Car, 79	21	26	___
9335	B&O Log Dump Car, 86	16	22	___
9336	CP Rail Gondola with canisters, 79	20	29	___
9338	Pennsylvania Power & Light Quad Hopper, 79	60	75	___
9339	GN Boxcar (O27), 79-83, 85 <i>u</i> , 86	7	10	___
9340	Illinois Central Gondola with canisters (O27), 79-81, 82 <i>u</i> , 83	5	9	___
9341	ACL SP-type Caboose, 79-82, 86 <i>u</i> 87-90	6	8	___
9344	Citgo 3-D Tank Car, 80	23	38	___
9345	Reading Searchlight Car, 84-85	20	25	___
9346	Wabash SP-type Caboose, 79	6	10	___
9348	Santa Fe Crane Car (FARR 1), 79 <i>u</i>	60	70	___
9349	San Francisco Mint Car, 80	55	70	___
9351	PRR Auto Carrier, 3-tier, 80	23	40	___
9352	Trailer Train Flatcar with C&NW trailers, 80	29	55	___
9353	Crystal Line 3-D Tank Car, 80	18	26	___
9354	Pennzoil 1-D Tank Car, 80, 81 <i>u</i>	60	85	___
9355	Delaware & Hudson Bay Window Caboose, 80	37	45	___
9357	Smokey Mountain Bobber Caboose, 79	8	10	___
9359	National Basketball Association Boxcar (O27), 79-80 <i>u</i>	19	24	___
9360	National Hockey League Boxcar (O27), 79-80 <i>u</i>	21	26	___
9361	C&NW Bay Window Caboose, 80	47	50	___
9362	Major League Baseball Boxcar (O27), 79-80 <i>u</i>	17	21	___
9363	N&W Log Dump Car "9325" (O27), 79	4	7	___
9364	N&W Crane Car "9325" (O27), 79	7	9	___
9365	Toys "R" Us Boxcar (O27), 79 <i>u</i>	30	37	___
9366	UP Covered Quad Hopper (FARR 2), 80	19	23	___

MODERN ERA 1970-2010

		Exc	Mint	Cond/S
9367	Union Pacific 1-D Tank Car (FARR 2), 80	21	30	___
9368	Union Pacific Bay Window Caboose (FARR 2), 80	30	36	___
9369	Sinclair 1-D Tank Car, 80	60	85	___
9370	Seaboard Gondola with canisters, 80	19	21	___
9371	Atlantic Sugar Covered Quad Hopper, 80	19	22	___
9372	Seaboard Bay Window Caboose, 80	30	41	___
9373	Getty 1-D Tank Car, 80-81, 83 u	31	42	___
9374	Reading Covered Quad Hopper, 80-81, 83 u	39	40	___
9376	Soo Line Boxcar (O27), 81 u	40	50	___
9378	Derrick Car, 80-82	18	22	___
9379	Santa Fe Gondola with canisters, 80-81, 83 u	22	30	___
9380	NYNH&H SP-type Caboose, 80-81	9	10	___
9381	Chessie System SP-type Caboose, 80	7	9	___
9382	Florida East Coast Bay Window Caboose, 80	34	48	___
9383	UP Flatcar with trailers (FARR 2), 80 u	27	34	___
9384	Great Northern Operating Hopper, 81	50	55	___
9385	Alaska Gondola with canisters, 81	27	34	___
9386	Pure Oil 1-D Tank Car, 81	38	50	___
9387	Burlington Bay Window Caboose, 81	46	60	___
9388	Toys "R" Us Boxcar (O27), 81 u	38	45	___
9389	Radioactive Waste Car, 81-82	60	75	___
9398	PRR Coal Dump Car, 83-84	28	35	___
9399	C&NW Coal Dump Car, 83-85	17	22	___
9400	Conrail Boxcar, 78	14	20	___
9401	Great Northern Boxcar, 78	18	23	___
9402	Susquehanna Boxcar, 78	30	33	___
9403	Seaboard Coast Line Boxcar, 78	12	17	___
9404	NKP Boxcar, 78	19	21	___
9405	Chattahoochee Boxcar, 78	14	19	___
9406	D&RGW Boxcar, 78-79	17	21	___
9407	Union Pacific Stock Car, 78	24	25	___
9408	Lionel Lines Circus Stock Car (SSS), 78	31	40	___
9411	Lackawanna Phoebe Snow Boxcar, 78	35	44	___
9412	RF&P Boxcar, 79	21	27	___
9413	Napierville Junction Boxcar, 79	18	24	___
9414	Cotton Belt Boxcar, 79	19	23	___
9415	Providence & Worcester Boxcar, 79	17	25	___
9416	MD&W Boxcar, 79, 81	13	19	___
9417	CP Rail Boxcar, 79	45	50	___
9418	FARR Boxcar, 79 u	50	60	___
9419	Union Pacific Boxcar (FARR 2), 80	15	20	___
9420	B&O Sentinel Boxcar, 80	25	28	___
9421	Maine Central Boxcar, 80	10	17	___
9422	EJ&E Boxcar, 80	12	20	___
9423	NYNH&H Boxcar, 80	14	22	___

MODERN ERA 1970-2010

		Exc	Mint	Cond/S
9424	TP&W Boxcar, 80	17	21	___
9425	British Columbia DD Boxcar, 80	27	31	___
9426	Chesapeake & Ohio Boxcar, 80	19	30	___
9427	Bay Line Boxcar, 80-81	12	18	___
9428	TP&W Boxcar, 80-81, 83 u		23	___
9429	"The Early Years" Boxcar, 80	20	27	___
9430	"The Standard Gauge Years" Boxcar, 80	22	25	___
9431	"The Prewar Years" Boxcar, 80	20	25	___
9432	"The Postwar Years" Boxcar, 80	50	55	___
9433	"The Golden Years" Boxcar, 80	50	60	___
9434	Joshua Lionel Cowen "The Man" Boxcar, 80 u	29	37	___
9436	Burlington Boxcar, 81	25	30	___
9437	Northern Pacific Stock Car, 81	22	36	___
9438	Ontario Northland Boxcar, 81	25	31	___
9439	Ashley Drew & Northern Boxcar, 81	11	19	___
9440	Reading Boxcar, 81	50	65	___
9441	Pennsylvania Boxcar, 81	32	42	___
9442	Canadian Pacific Boxcar, 81	13	21	___
9443	Florida East Coast Boxcar, 81	19	24	___
9444	Louisiana Midland Boxcar, 81	14	18	___
9445	Vermont Northern Boxcar, 81	14	17	___
9446	Sabine River & Northern Boxcar, 81	15	21	___
9447	Pullman Standard Boxcar, 81	16	21	___
9448	Santa Fe Stock Car, 81-82	34	40	___
9449	Great Northern Boxcar (FARR 3), 81	27	31	___
9450	Great Northern Stock Car (FARR 3), 81 u	50	60	___
9451	Southern Boxcar (FARR 4), 83	26	32	___
9452	Western Pacific Boxcar, 82-83	12	16	___
9453	MPA Boxcar, 82-83	14	19	___
9454	New Hope & Ivyland Boxcar, 82-83	21	27	___
9455	Milwaukee Road Boxcar, 82-83	15	19	___
9456	PRR DD Boxcar (FARR 5), 84-85	24	30	___
9461	Norfolk & Southern Boxcar, 82	25	43	___
9462	Southern Pacific Boxcar, 83-84	18	23	___
9463	Texas & Pacific Boxcar, 83-84	15	19	___
9464	NC&StL Boxcar, 83-84	16	22	___
9465	Santa Fe Boxcar, 83-84	12	19	___
9466	Wanamaker Boxcar, 82 u	60	70	___
9467	Tennessee World's Fair Boxcar, 82 u	26	31	___
9468	Union Pacific DD Boxcar, 83	31	34	___
9469	NYC "Pacemaker" Boxcar (std O), 84-85	37	45	___
9470	Chicago Beltline Boxcar, 84	15	20	___
9471	Atlantic Coast Line Boxcar, 84	13	17	___
9472	Detroit & Mackinac Boxcar, 84	22	26	___
9473	Lehigh Valley Boxcar, 84	24	28	___
9474	Erie-Lackawanna Boxcar, 84	31	35	___

MODERN ERA 1970-2010

		Exc	Mint	Cond/S
9475	D&H "I Love NY" Boxcar, 84 u	28	41	___
9476	PRR Boxcar (FARR 5), 84-85	27	28	___
9480	MN&S Boxcar, 85-86	15	18	___
9481	Seaboard System Boxcar, 85-86	15	18	___
9482	Norfolk & Southern Boxcar, 85-86	13	16	___
9483	Manufacturers Railway Boxcar, 85-86	14	19	___
9484	Lionel 85th Anniversary Boxcar, 85	22	26	___
9486	GTW "I Love Michigan" Boxcar, 86	23	34	___
9490	Christmas Boxcar for Lionel Employees, 85 u		1750	___
9491	Christmas Boxcar, 86 u	26	37	___
9492	Lionel Lines Boxcar, 86	23	28	___
9500	Milwaukee Road Passenger Coach, 73	28	75	___
9501	Milwaukee Road Passenger Coach, 73 u, 74-76	33	37	___
9502	Milwaukee Road Observation Car, 73	30	48	___
9503	Milwaukee Road Passenger Coach, 73	33	48	___
9504	Milwaukee Road Passenger Coach, 73 u, 74-76	33	37	___
9505	Milwaukee Road Passenger Coach, 73 u, 74-76	35	38	___
9506	Milwaukee Road Combination Car, 74 u, 75-76	32	37	___
9507	PRR Passenger Coach, 74-75	34	55	___
9508	PRR Passenger Coach, 74-75	32	50	___
9509	PRR Observation Car, 74-75	41	60	___
9510	PRR Combination Car, 74 u, 75-76	30	47	___
9511	Milwaukee Road Passenger Coach, 74 u	33	48	___
9513	PRR Passenger Coach, 75-76	25	44	___
9514	PRR Passenger Coach, 75-76	23	36	___
9515	PRR Passenger Coach, 75-76	22	34	___
9516	B&O Passenger Coach, 76	27	42	___
9517	B&O Passenger Coach, 75	45	65	___
9518	B&O Observation Car, 75	45	65	___
9519	B&O Combination Car, 75	55	85	___
9521	PRR Baggage Car, 75 u, 76	65	95	___
9522	Milwaukee Road Baggage Car, 75 u, 76	65	80	___
9523	B&O Baggage Car, 75 u, 76	60	70	___
9524	B&O Passenger Coach, 76	27	37	___
9525	B&O Passenger Coach, 76	30	43	___
9527	Milwaukee Road Campaign Observation Car, 76 u	50	75	___
9528	PRR Campaign Observation Car, 76 u	65	95	___
9529	B&O Campaign Observation Car, 76 u	44	70	___
9530	Southern Baggage Car, 77-78	45	65	___
9531	Southern Combination Car, 77-78	29	37	___
9532	Southern Passenger Coach, 77-78	33	47	___
9533	Southern Passenger Coach, 77-78	27	38	___
9534	Southern Observation Car, 77-78	31	47	___

MODERN ERA 1970-2010

		Exc	Mint	Cond/S
9536	<i>Blue Comet</i> Baggage Car, 78-80	39	55	___
9537	<i>Blue Comet</i> Combination Car, 78-80	35	50	___
9538	<i>Blue Comet</i> Passenger Coach, 78-80	35	47	___
9539	<i>Blue Comet</i> Passenger Coach, 78-80	35	48	___
9540	<i>Blue Comet</i> Observation Car, 78-80	27	40	___
9541	Santa Fe Baggage Car, 80-82	21	30	___
9545	Union Pacific Baggage Car, 84	135	200	___
9546	Union Pacific Combination Car, 84	85	105	___
9547	Union Pacific Observation Car, 84	85	105	___
9548	UP <i>Placid Bay</i> Passenger Coach, 84	90	110	___
9549	UP <i>Ocean Sunset</i> Passenger Coach, 84	85	105	___
9551	W&ARR Baggage Car, 77 u, 78-80	36	48	___
9552	W&ARR Passenger Coach, 77 u, 78-80	46	60	___
9553	W&ARR Flatcar with horses, 77 u, 78-80	32	50	___
9554	Chicago & Alton Baggage Car, 81	55	85	___
9555	Chicago & Alton Combination Car, 81	50	75	___
9556	Chicago & Alton <i>Wilson</i> Passenger Coach, 81	50	75	___
9557	Chicago & Alton <i>Webster Groves</i> Passenger Coach, 81	45	65	___
9558	Chicago & Alton Observation Car, 81	50	75	___
9559	Rock Island Baggage Car, 81-82	42	65	___
9560	Rock Island Passenger Coach, 81-82	43	65	___
9561	Rock Island Passenger Coach, 81-82	42	65	___
9562	N&W Baggage Car "577," 81	80	110	___
9563	N&W Combination Car "578," 81	80	105	___
9564	N&W Passenger Coach "579," 81	90	100	___
9565	N&W Passenger Coach "580," 81	85	100	___
9566	N&W Observation Car "581," 81	90	95	___
9567	N&W Vista Dome Car "582," 81 u	160	255	___
9569	PRR Combination Car, 81 u	115	160	___
9570	PRR Baggage Car, 79	85	115	___
9571	PRR Passenger Coach, 79	125	145	___
9572	PRR Passenger Coach, 79	110	125	___
9573	PRR Vista Dome Car, 79	95	120	___
9574	PRR Observation Car, 79	75	100	___
9575	PRR Passenger Coach, 79-80 u	100	135	___
9576	Burlington Baggage Car, 80	145	175	___
9577	Burlington Passenger Coach, 80	95	105	___
9578	Burlington Passenger Coach, 80	105	110	___
9579	Burlington Vista Dome Car, 80	95	110	___
9580	Burlington Observation Car, 80	95	110	___
9581	Chessie System Baggage Car, 80	55	65	___
9582	Chessie System Combination Car, 80	47	55	___
9583	Chessie System Passenger Coach, 80	40	47	___
9584	Chessie System Passenger Coach, 80	31	37	___
9585	Chessie System Observation Car, 80	55	65	___

MODERN ERA 1970-2010

		Exc	Mint	Cond/S
9586	Chessie System Diner, 86 u	85	90	___
9588	Burlington Vista Dome Car, 80 u	110	120	___
9589	Southern Pacific Baggage Car, 82-83	110	135	___
9590	Southern Pacific Combination Car, 82-83	90	105	___
9591	Southern Pacific Pullman Passenger Coach, 82-83	85	105	___
9592	Southern Pacific Pullman Passenger Coach, 82-83	85	105	___
9593	Southern Pacific Observation Car, 82-83	100	130	___
9594	NYC Baggage Car, 83-84	105	130	___
9595	NYC Combination Car, 83-84	75	85	___
9596	NYC Wayne County Passenger Coach, 83-84	80	95	___
9597	NYC Hudson River Passenger Coach, 83-84	70	85	___
9598	NYC Observation Car, 83-84	75	85	___
9599	Chicago & Alton Diner, 86 u	80	90	___
9600	Chessie System Hi-Cube Boxcar, 75 u, 76-77	19	25	___
9601	ICG Hi-Cube Boxcar, 75 u, 76-77	20	21	___
9602	Santa Fe Hi-Cube Boxcar, 75 u, 76-77	17	20	___
9603	Penn Central Hi-Cube Boxcar, 76-77	17	18	___
9604	Norfolk & Western Hi-Cube Boxcar, 76-77	23	26	___
9605	NH Hi-Cube Boxcar, 76-77	17	21	___
9606	Union Pacific Hi-Cube Boxcar, 76 u, 77	16	17	___
9607	Southern Pacific Hi-Cube Boxcar, 76 u, 77	12	15	___
9608	Burlington Northern Hi-Cube Boxcar, 76 u, 77	21	23	___
9610	Frisco Hi-Cube Boxcar, 77	25	34	___
9620	NHL Wales Boxcar, 80	27	35	___
9621	NHL Campbell Boxcar, 80	27	34	___
9622	NBA Western Boxcar, 80	24	30	___
9623	NBA Eastern Boxcar, 80	26	34	___
9624	National League Baseball Boxcar, 80	27	34	___
9625	American League Baseball Boxcar, 80	27	35	___
9626	Santa Fe Hi-Cube Boxcar, 82-84	10	14	___
9627	Union Pacific Hi-Cube Boxcar, 82-83	15	21	___
9628	Burlington Northern Hi-Cube Boxcar, 82-84	14	19	___
9629	Chessie System Hi-Cube Boxcar, 83-84	23	34	___
9660	Mickey Mouse Hi-Cube Boxcar, 77-78	25	37	___
9661	Goofy Hi-Cube Boxcar, 77-78	49	56	___
9662	Donald Duck Hi-Cube Boxcar, 77-78	34	46	___
9663	Dumbo Hi-Cube Boxcar, 77 u, 78	40	55	___
9664	Cinderella Hi-Cube Boxcar, 77 u, 78	55	85	___
9665	Peter Pan Hi-Cube Boxcar, 77 u, 78	48	75	___
9666	Pinocchio Hi-Cube Boxcar, 78	105	155	___
9667	Snow White Hi-Cube Boxcar, 78	338	445	___
9668	Pluto Hi-Cube Boxcar, 78	145	185	___
9669	Bambi Hi-Cube Boxcar, 78 u	65	100	___

MODERN ERA 1970-2010

		Exc	Mint	Cond/S
9670	Alice In Wonderland Hi-Cube Boxcar, 78 u	60	90	___
9671	<i>Fantasia</i> Hi-Cube Boxcar, 78 u	55	90	___
9672	Mickey Mouse 50th Anniversary Hi-Cube Boxcar, 78 u	350	415	___
9700	Southern Boxcar, 72-73	22	30	___
9701	B&O DD Boxcar, 72	14	19	___
9702	Soo Line Boxcar, 72-73	15	21	___
9703	CP Rail Boxcar, 72	34	44	___
9704	Norfolk & Western Boxcar, 72	10	17	___
9705	D&RGW Boxcar, 72	13	20	___
9706	C&O Boxcar, 72	17	19	___
9707	MKT Stock Car, 72-75	14	19	___
9708	U.S. Mail Boxcar, 72-75	18	23	___
9708	U.S. Mail Toy Fair Boxcar, 73 u	85	95	___
9709	BAR "State of Maine" Boxcar (SSS), 72-74	29	32	___
9710	Rutland Boxcar (SSS), 72-74	24	28	___
9711	Southern Boxcar, 74-75	19	25	___
9712	B&O DD Boxcar, 73-74	31	34	___
9713	CP Rail Boxcar, 73-74	24	30	___
9713	CP Rail "Season's Greetings" Boxcar, 74 u	95	120	___
9714	D&RGW Boxcar, 73-74	16	20	___
9715	C&O Boxcar, 73-74	17	22	___
9716	Penn Central Boxcar, 73-74	15	20	___
9717	Union Pacific Boxcar, 73-74	21	25	___
9718	Canadian National Boxcar, 73-74	23	31	___
9719	New Haven DD Boxcar, 73 u	23	32	___
9723	Western Pacific Boxcar (SSS), 73-74	27	29	___
9723	Western Pacific Toy Fair Boxcar, 74 u	75	85	___
9724	Missouri Pacific Boxcar (SSS), 73-74	21	24	___
9725	MKT Stock Car (SSS), 73-75	15	18	___
9726	Erie-Lackawanna Boxcar (SSS), 78	25	30	___
9729	CP Rail Boxcar, 78		34	___
9730	CP Rail Boxcar, 74-75	23	27	___
9731	Milwaukee Road Boxcar, 74-75	16	21	___
9732	Southern Pacific Boxcar, 79 u	24	31	___
9734	Bangor & Aroostook Boxcar, 79	30	38	___
9735	Grand Trunk Western Boxcar, 74-75	15	21	___
9737	Vermont Central Boxcar, 74-76	27	34	___
9738	Illinois Terminal Boxcar, 82	43	55	___
9739	D&RGW Boxcar (SSS), 74-76	17	25	___
9740	Chessie System Boxcar, 74-75	15	19	___
9742	M&StL Boxcar, 73 u	17	19	___
9742	M&StL "Season's Greetings" Boxcar, 73 u	85	105	___
9743	Sprite Boxcar, 74 u, 75	17	24	___
9744	Tab Boxcar, 74 u, 75	17	24	___
9745	Fanta Boxcar, 74 u, 75	17	27	___
9747	Chessie System DD Boxcar, 75-76	24	28	___

MODERN ERA 1970-2010

		Exc	Mint	Cond/S
9748	CP Rail Boxcar, 75-76	16	20	___
9749	Penn Central Boxcar, 75-76	16	21	___
9750	DT&I Boxcar, 75-76	13	19	___
9751	Frisco Boxcar, 75-76	21	23	___
9752	L&N Boxcar, 75-76	20	23	___
9753	Maine Central Boxcar, 75-76	16	22	___
9754	NYC "Pacemaker" Boxcar (SSS), 75-77	20	30	___
9755	Union Pacific Boxcar, 75-76	20	24	___
9757	Central of Georgia Boxcar, 74 <i>u</i>	16	19	___
9758	Alaska Boxcar (SSS), 75-77	34	34	___
9759	Paul Revere Boxcar, 75 <i>u</i>	36	43	___
9760	Liberty Bell Boxcar, 75 <i>u</i>	40	49	___
9761	George Washington Boxcar, 75 <i>u</i>	36	43	___
9762	Toy Fair Boxcar, 75 <i>u</i>	125	170	___
9763	D&RGW Stock Car, 76-77	15	20	___
9764	GTW DD Boxcar, 76-77	40	55	___
9767	Railbox Boxcar, 76-77	15	20	___
9768	B&M Boxcar, 76-77	18	27	___
9769	B&LE Boxcar, 76-77	17	21	___
9770	Northern Pacific Boxcar, 76-77	14	18	___
9771	Norfolk & Western Boxcar, 76-77	16	24	___
9772	Great Northern Boxcar, 76	60	85	___
9773	NYC Stock Car, 76	32	39	___
9775	M&StL Boxcar (SSS), 76	19	23	___
9776	SP "Overnight" Boxcar (SSS), 76	32	40	___
9777	Virginian Boxcar, 76-77	22	25	___
9778	"Season's Greetings" Boxcar, 75 <i>u</i>	165	185	___
9780	Johnny Cash Boxcar, 76 <i>u</i>	50	54	___
9781	Delaware & Hudson Boxcar, 77-78	19	23	___
9782	Rock Island Boxcar, 77-78	14	17	___
9783	B&O "Time-Saver" Boxcar, 77-78	25	27	___
9784	Santa Fe Boxcar, 77-78	13	17	___
9785	Conrail Boxcar, 77-78	20	23	___
9786	C&NW Boxcar, 77-79	18	27	___
9787	Jersey Central Boxcar, 77-79	18	19	___
9788	Lehigh Valley Boxcar, 77-79	17	21	___
9789	Pickens Boxcar, 77	25	33	___
9801	B&O Sentinel Boxcar (std O), 73-75	18	29	___
9802	Miller High Life Reefer (std O), 73-75	28	33	___
9803	Johnson Wax Boxcar (std O), 73-75	27	33	___
9805	Grand Trunk Western Reefer (std O), 73-75	30	31	___
9806	Rock Island Boxcar (std O), 74-75	38	46	___
9807	Stroh's Beer Reefer (std O), 74-76	60	70	___
9808	Union Pacific Boxcar (std O), 75-76	36	50	___
9809	Clark Reefer (std O), 75-76	33	41	___
9811	Pacific Fruit Express Reefer (FARR 2), 80	26	33	___
9812	Arm & Hammer Reefer, 80	24	30	___

MODERN ERA 1970-2010

		Exc	Mint	Cond/S
9813	Ruffles Reefer, 80	18	26	___
9814	Perrier Reefer, 80	21	30	___
9815	NYC "Early Bird" Reefer (std O), 84-85	44	50	___
9816	Brach's Candy Reefer, 80	21	26	___
9817	Bazooka Bubble Gum Reefer, 80	24	31	___
9818	Western Maryland Reefer, 80	18	23	___
9819	Western Fruit Express Reefer (FARR 3), 81	22	29	___
9820	Wabash Gondola with coal (std O), 73-74	24	38	___
9821	SP Gondola with coal (std O), 73-75	28	32	___
9822	GTW Gondola with coal (std O), 74-75	24	29	___
9823	Santa Fe Flatcar with crates (std O), 75-76	34	44	___
9824	NYC Gondola with coal (std O), 75-76	41	56	___
9825	Schaefer Reefer (std O), 76-77	45	60	___
9826	P&LE Boxcar (std O), 76-77	39	42	___
9827	Cutty Sark Reefer, 84	27	36	___
9828	J&B Reefer, 84	28	36	___
9829	Dewar's White Label Reefer, 84	27	35	___
9830	Johnnie Walker Red Label Reefer, 84	27	36	___
9831	Pepsi Cola Reefer, 82	65	75	___
9832	Cheerios Reefer, 82	144	167	___
9833	Vlasic Pickles Reefer, 82	23	29	___
9834	Southern Comfort Reefer, 83-84	25	42	___
9835	Jim Beam Reefer, 83-84	30	45	___
9836	Old Grand-Dad Reefer, 83-84	27	39	___
9837	Wild Turkey Reefer, 83-84	49	78	___
9840	Fleischmann's Gin Reefer, 85	31	36	___
9841	Calvert Gin Reefer, 85	31	36	___
9842	Seagram's Gin Reefer, 85	30	34	___
9843	Tanqueray Gin Reefer, 85	33	36	___
9844	Sambuca Reefer, 86	31	40	___
9845	Baileys Irish Cream Reefer, 86	45	73	___
9846	Seagram's Vodka Reefer, 86	29	37	___
9847	Wolfschmidt Vodka Reefer, 86	31	36	___
9849	Lionel Lines Reefer, 83 u	30	32	___
9850	Budweiser Reefer, 72 u, 73-75	46	55	___
9851	Schlitz Reefer, 72 u, 73-75	26	32	___
9852	Miller Reefer, 72 u, 73-77	29	35	___
9853	Cracker Jack Reefer, 72 u, 73-75			
	(A) Caramel-colored body	29	34	___
	(B) White body, black logo border	23	28	___
9854	Baby Ruth Reefer, 72 u, 73-76	22	26	___
9855	Swift Reefer, 72 u, 73-77	23	28	___
9856	Old Milwaukee Reefer, 75-76	28	36	___
9858	Butterfinger Reefer, 73 u, 74-76	19	25	___
9859	Pabst Reefer, 73 u, 74-75	32	39	___
9860	Gold Medal Reefer, 73 u, 74-76	12	21	___
9861	Tropicana Reefer, 75-77	23	35	___

MODERN ERA 1970-2010

		Exc	Mint	Cond/S
9862	Hamm's Reefer, 75-76	28	39	___
9863	REA Reefer (SSS), 74-76	24	28	___
9866	Coors Reefer, 76-77	40	55	___
9867	Hershey's Reefer, 76-77	60	70	___
9869	Santa Fe Reefer (SSS), 76	32	37	___
9870	Old Dutch Cleanser Reefer, 77-78, 80	15	21	___
9871	Carling Black Label Reefer, 77-78, 80	33	45	___
9872	Pacific Fruit Express Reefer, 77-79	24	28	___
9873	Ralston Purina Reefer, 78	30	38	___
9874	Miller Lite Beer Reefer, 78-79	43	54	___
9875	A&P Reefer, 78-79	23	31	___
9876	Vermont Central Reefer, 78	26	31	___
9877	Gerber Reefer, 79-80	65	75	___
9878	Good and Plenty Reefer, 79	24	31	___
9879	Hills Bros. Reefer, 79-80	23	29	___
9880	Santa Fe Reefer (FARR 1), 79	27	31	___
9881	Rath Packing Reefer, 79 <i>u</i>	23	27	___
9882	NYC "Early Bird" Reefer, 79	25	29	___
9883	Nabisco Oreo Reefer, 79	78	83	___
9884	Fritos Reefer, 81-82	24	33	___
9885	Lipton Tea Reefer, 81-82	30	38	___
9886	Mounds Reefer, 81-82	24	30	___
9887	Fruit Growers Express Reefer (FARR 4), 83	29	38	___
9888	Green Bay & Western Reefer, 83	42	49	___
11000	Holiday Express Freight Set, 08		280	___
11004	NASCAR Diesel Freight Set, 06-07		300	___
11005	Dale Earnhardt Jr. Diesel Freight Set, 06-07		240	___
11006	Kasey Kahne Expansion Pack, 06-07		130	___
11006	Lionel Lion Set, 03 <i>u</i>		230	___
11007	Dale Earnhardt Sr. Expansion Pack, 06-07		130	___
11008	Dale Earnhardt Jr. Expansion Pack, 06-07		130	___
11009	Tony Stewart Expansion Pack, 06-07		130	___
11010	Jimmie Johnson Expansion Pack, 06-07		130	___
11011	Jeff Gordon Expansion Pack, 06-07		130	___
11020	Harry Potter <i>Hogwarts Express</i> Steam Passenger Set, 08-09		330	___
11025	Jimmie Johnson 2006 Champion Boxcar, 07		45	___
11038	Snow-covered Straight Track 4-pack, 08		14	___
11041	Holiday Calliope Car, 08		45	___
11067	Lionel Bear, 08		25	___
11077	Harry Potter Figures, 08		27	___
11096	Engineer Hat, 08		15	___
11098	Holiday Toy Soldier Car, 08		50	___
11100	PRR 2-8-2 Mikado Locomotive "9631," CC, 07		370	___
11101	LL 2-8-4 Berkshire Locomotive "737," CC, 06		350	___

MODERN ERA 1970-2010

		Exc	Mint	Cond/S
11103	Southern PS-4 4-6-2 Pacific Locomotive "1403," CC, 06		1000	___
11104	UP Big Boy Locomotive "4014," CC, 06		1700	___
11105	NYC L-2A 4-8-2 Mohawk Locomotive "2770," CC, 06		1100	___
11107	LionMaster SP Cab Forward Locomotive "4276," RailSounds, 06-07		850	___
11108	C&O F-19 4-6-2 Pacific Locomotive "494," CC, 06-07		1160	___
11109	C&O 0-8-0 Locomotive "79," TrainSounds, 06		420	___
11110	NYC 0-8-0 Locomotive "7805," TrainSounds, 06		420	___
11116	UP 4-8-4 FEF-3 Locomotive "844," gray, CC, 08-09		1160	___
11117	Santa Fe E6 4-4-2 Atlantic Locomotive "1484," CC, 07-09		600	___
11119	Southern 0-8-0 Locomotive "6535," TrainSounds, 07		420	___
11122	UP Big Boy Locomotive "4024," CC, 06		1700	___
11123	UP Big Boy Locomotive "4023," CC, 06		1700	___
11127	SP GS-4 4-8-4 Northern Locomotive "4436," CC, 07-09		1200	___
11128	C&O F-19 4-6-2 Pacific Locomotive "490," CC, 07		1160	___
11131	UP 4-8-4 FEF-3 Locomotive "844," black, CC, 08-09		1160	___
11132	Reading 2-8-0 Consolidation Locomotive "1914," RailSounds, 08		450	___
11133	NYC 2-8-0 Consolidation Locomotive "1149," RailSounds, 08		450	___
11134	WM 2-8-0 Consolidation Locomotive "729," RailSounds, 08		450	___
11135	B&O 2-8-0 Consolidation Locomotive "2784," RailSounds, 08		450	___
11136	WP 2-8-2 Mikado Locomotive "322," CC, 08		800	___
11137	UP 2-8-2 Mikado Locomotive "1925," CC, 08		800	___
11138	ATSF 2-8-2 Mikado Locomotive "3156," CC, 08		800	___
11139	MILW 2-8-2 Mikado Locomotive "462," CC, 08		800	___
11140	Cass Scenic Shay Locomotive "7," CC, 07		800	___
11141	Birch Valley Lumber Shay Locomotive "5," CC, 07		800	___
11142	<i>Hogwarts Express</i> Add-on 2-pack, 09		120	___
11143	SP AC-4 Cab Forward Locomotive "4100," CC, 08		1670	___
11146	Pere Marquette 2-8-4 Berkshire Locomotive "1225," CC, 08		1290	___
11147	PRR 4-8-2 Mib Locomotive "6750," CC, 08		1290	___
11148	NYC Dreyfuss J-3a 4-6-4 Hudson Locomotive "5448," CC, 08		1130	___
11149	LionMaster UP Big Boy 4-8-8-4 Locomotive "4006," CC, 08		860	___

MODERN ERA 1970-2010

		Exc	Mint	Cond/S
11150	NYC F-12e 4-6-0 10-wheel Locomotive "827," CC, 08		700	___
11151	<i>Polar Express</i> Tender, RailSounds, 08		440	___
11152	D&RGW LionMaster 4-6-6-4 Challenger Locomotive "3805," CC, 09		900	___
11153	Stourbridge Lion Steam Locomotive, 09		430	___
11154	PRR CC2s 0-8-8-0 Mallet Locomotive "8183," CC, 09		2000	___
11155	ATSF 2-10-10-2 Mallet Locomotive "3000," CC, 09		2500	___
11650	Alderney Dairy General American Milk Car 2-pack (std O), 07		130	___
11651	Freeport General American Milk Car 2-pack (std O), 07		130	___
11652	BNSF Mechanical Refrigerator Car 2-pack (std O), 07-09		140	___
11653	SPFE Mechanical Refrigerator Car 2-pack (std O), 07		140	___
11654	UPFE Mechanical Refrigerator Car 2-pack (std O), 07		140	___
11655	GN WFE Mechanical Refrigerator Car 2-pack (std O), 07		140	___
11657	PFE Wood-sided Reefer 3-pack (std O), 06		190	___
11658	<i>John Bull</i> Add-on Coach, 08		80	___
11700	Conrail Limited Set, 87	320	370	___
11701	Rail Blazer Set, 87-88		60	___
11702	Black Diamond Set, 87	195	265	___
11703	Iron Horse Freight Set, 88-91	100	105	___
11704	Southern Freight Runner Set (SSS), 87	210	285	___
11705	Chessie System Unit Train, 88	360	450	___
11706	Dry Gulch Line Set (SSS), 88	190	260	___
11707	Silver Spike Set, 88-89	175	245	___
11708	Midnight Shift Set, 88 u, 89	60	75	___
11710	CP Rail Freight Set, 89	375	470	___
11711	Santa Fe F3 Diesel ABA Set, 91	480	590	___
11712	Great Lakes Express Set (SSS), 90	260	280	___
11713	Santa Fe Dash 8-40B Set, 90	395	480	___
11714	Badlands Express Set, 90-91	49	60	___
11715	Lionel 90th Anniversary Set, 90	292	322	___
11716	Lionelville Circus Special Set, 90-91	155	190	___
11717	CSX Freight Set, 90	230	240	___
11718	Norfolk Southern Dash 8-40C Unit Train, 92	445	495	___
11719	Coastal Freight Set (SSS), 91	165	215	___
11720	Santa Fe Special Set, 91	49	60	___
11721	Mickey's World Tour Train Set, 91, 92 u	115	155	___
11722	Girl's Train Set, 91	545	815	___
11723	Amtrak Maintenance Train, 91, 92 u	210	245	___
11724	GN F3 Diesel ABA Set, 92	730	840	___
11726	Erie-Lackawanna Freight Set, 91 u	225	275	___
11727	Coastal Limited Set, 92	90	110	___

MODERN ERA 1970-2010

		Exc	Mint	Cond/S
11728	High Plains Runner Set, 92	120	130	___
11733	Feather River Set (SSS), 92	285	330	___
11734	Erie Alco Diesel ABA Set (FF 7), 93	250	305	___
11735	NYC Flyer Freight Set "1735WS," 93-99	125	160	___
11736	Union Pacific Express Set, 93-95	110	130	___
11738	Soo Line Set (SSS), 93	250	280	___
11739	<i>Super Chief</i> Set, 93-94	135	155	___
11740	Conrail Consolidated Set, 93	200	240	___
11741	Northwest Express Set, 93	130	155	___
11742	Coastal Limited Set, 93 <i>u</i>	90	115	___
11743	Chesapeake & Ohio Freight Set, 94	240	280	___
11744	NYC Passenger/Freight Set (SSS), 94	295	335	___
11745	U.S. Navy Set, 94-95	240	283	___
11746	Seaboard Freight Set, 94, 95 <i>u</i>	90	115	___
11747	Lionel Lines Steam Set, 95	310	340	___
11748	Amtrak Alco Diesel Passenger Set, 95-96	130	185	___
11749	Western Maryland Set (SSS), 95	275	300	___
11750	McDonald's Nickel Plate Special Set, 87 <i>u</i>	143	153	___
11751	Sears PRR Passenger Set, 87 <i>u</i>	120	155	___
11752	JCPenney Timber Master Set, 87 <i>u</i>	75	115	___
11753	Kay Bee Toys Rail Blazer Set, 87 <i>u</i>	80	100	___
11754	Key America Set, 87 <i>u</i>	150	165	___
11755	Timber Master Set, 87 <i>u</i>	150	165	___
11756	Hawthorne Freight Flyer Set, 87-88 <i>u</i>	65	85	___
11757	Chrysler Mopar Express Set, 88 <i>u</i>	285	330	___
11758	Desert King Set (SSS), 89	195	250	___
11759	JCPenney Silver Spike Set, 88 <i>u</i>	175	250	___
11761	JCPenney Iron Horse Freight Set, 88 <i>u</i>	120	125	___
11762	True Value Cannonball Express Set, 89 <i>u</i>	95	145	___
11763	United Model Freight Hauler Set, 88 <i>u</i>	135	145	___
11764	Sears Iron Horse Freight Set, 88 <i>u</i>	155	190	___
11765	Spiegel Silver Spike Set, 88 <i>u</i>	175	250	___
11767	Shoprite Freight Flyer Set, 88 <i>u</i>	80	125	___
11769	JCPenney Midnight Shift Set, 89 <i>u</i>	100	175	___
11770	Sears Circus Set, 89 <i>u</i>	185	220	___
11771	K-Mart Microracers Set, 89 <i>u</i>	80	110	___
11772	Macy's Freight Flyer Set, 89 <i>u</i>	170	220	___
11773	Sears NYC Passenger Set, 89 <i>u</i>	175	200	___
11774	Ace Hardware Cannonball Express Set, 89 <i>u</i>	145	175	___
11775	Anheuser-Busch Set, 89-92 <i>u</i>	225	315	___
11776	Pace Iron Horse Freight Set, 89 <i>u</i>	115	135	___
11777	Sears Lionelville Circus Set, 90 <i>u</i>	175	190	___
11778	Sears Badlands Express Set, 90 <i>u</i>	49	60	___
11779	Sears CSX Freight Set, 90 <i>u</i>	190	230	___
11780	Sears NP Passenger Set, 90 <i>u</i>	155	190	___
11781	True Value Cannonball Express Set, 90 <i>u</i>	75	115	___
11783	Toys "R" Us Heavy Iron Set, 90-91 <i>u</i>	135	160	___

MODERN ERA 1970-2010

		Exc	Mint	Cond/S
11784	Pace Iron Horse Freight Set, 90 u	115	135	___
11785	Costco Union Pacific Express Set, 90 u	200	230	___
11789	Sears Illinois Central Passenger Set, 91 u	170	200	___
11793	Santa Fe Set, 91 u	49	60	___
11794	Mickey's World Tour Set, 91 u	80	100	___
11796	Union Pacific Express Set, 91 u	150	160	___
11797	Sears Coastal Limited Set, 92 u	80	100	___
11800	Toys "R" Us Heavy Iron Thunder Limited Set, 92-93 u	235	295	___
11803	Nickel Plate Special Set, 92 u	135	145	___
11804	K-Mart Coastal Limited Set, 92 u	80	100	___
11809	Village Trolley Set, 95-97	55	85	___
11810	Budweiser Modern Era Set, 93-94 u	193	198	___
11811	United Auto Workers Set, 93 u	185	443	___
11812	Coastal Limited Special Set, 93 u	95	115	___
11813	Crayola Activity Train Set, 94 u, 95	95	115	___
11814	Ford Limited Edition Set, 94 u	193	240	___
11818	Chrysler Mopar Set, 94 u	208	243	___
11819	Georgia Power Set, 95 u	498	523	___
11820	Red Wing Shoes NYC Flyer Set, 95 u	245	290	___
11821	Sears Zenith Set, 95 u		750	___
11822	Chevrolet Set, 96 u	265	303	___
11825	Bloomington's Set, 96 u		310	___
11826	Sears Freight Set, 95-96 u		750	___
11827	Zenith Employees Set, 96 u		750	___
11828	NJ Transit Passenger Set, 96 u		180	___
11833	NJ Transit GP38 Diesel Passenger Set, 97	275	300	___
11837	Union Pacific GP9 Diesel Set, 97		520	___
11838	ATSF Warhorse Hudson Freight Set, 97		810	___
11839	SP&S 4-6-2 Steam Freight Set, 97		280	___
11841	Bloomington's Set, 97 u		283	___
11843	Boston & Maine GP9 Diesel ABA Set, 98		510	___
11844	Union Pacific Die-cast Ore Cars 4-pack, 98		225	___
11846	Kal Kan Pet Care Train Set, 97 u		750	___
11849	Lionel Centennial Series Reefer 4-pack, 98		105	___
11850	Rice A Roni Trolley Set, 02 u		260	___
11851	PFE Reefer 6-pack (std O), 02	225	255	___
11852	Clinchfield PS-2 2-bay Hopper, 04		70	___
11853	B&M PS-2 2-bay Hopper 2-pack, 05		110	___
11854	N&W PS-2 Covered Hopper 2-pack, 04		70	___
11855	GN Offset Hopper with coal, 2-pack, 05		120	___
11856	Green Bay & Western Offset Hopper 2-pack, 05		120	___
11857	Baltimore & Ohio Offset Hopper 2-pack, 05		120	___
11858	PRR PS-4 Flatcar with trailers, 2-pack (std O), 05		160	___
11859	GN PS-4 Flatcar with trailers (std O), 05		160	___
11860	SP PS-4 Flatcar with trailers (std O), 05		160	___

MODERN ERA 1970-2010

		Exc	Mint	Cond/S
11861	C&O PS-4 Flatcar with trailers (std O), 05		160	___
11863	Southern Pacific GP9 Diesel "2383," 98		225	___
11864	New York Central GP9 Diesel "2383," 98		275	___
11865	Alaska GP7 Diesel "1802," 98-99		90	___
11866	Govt. of Canada Cylindrical Hopper 2-pack (std O), 05		120	___
11867	CN Cylindrical Hopper 2-pack (std O), 05		120	___
11868	BN Husky Stack Car 2-pack (std O), 05		160	___
11869	SP Husky Stack Car 2-pack (std O), 05		160	___
11870	CSX Husky Stack Car 2-pack (std O), 05		220	___
11871	TTX Trailer Train Stack Car 2-pack (std O), 05		160	___
11872	PFE Orange Steel-sided Reefer 3-pack (std O), 05		130	___
11873	C&O Offset Hopper 3-pack (std O), 05		130	___
11874	PFE Orange Steel-sided Reefer 3-pack (std O), 05		130	___
11875	NP Steel-sided Reefer 3-pack (std O), 05		130	___
11876	PFE Silver Steel-sided Reefer 3-pack (std O), 05		130	___
11877	C&NW Steel-sided Reefer 3-pack (std O), 05		130	___
11878	Santa Fe PS-2 2-bay Covered Hopper 3-pack (std O), 06		125	___
11879	MKT PS-2 2-bay Covered Hopper 3-pack (std O), 06		125	___
11880	Boraxo PS-2 2-bay Covered Hopper 3-pack (std O), 06		125	___
11881	PRR PS-2 2-bay Covered Hopper 3-pack (std O), 06		125	___
11882	RI Offset Hopper with gravel, 3-pack (std O), 06		125	___
11883	CNJ Offset Hopper 3-pack (std O), 06		145	___
11884	Maine Central Offset Hopper 3-pack (std O), 06		145	___
11891	Pennsylvania 3-bay Hopper 3-pack (std O), 06		155	___
11892	Conrail ACF 3-bay Hopper 3-pack (std O), 06		155	___
11893	N&W 3-bay Hopper 3-pack (std O), 06		155	___
11894	UP 3-bay Hopper 3-pack (std O), 06		155	___
11895	GN Steel-sided Reefer 3-pack (std O), 06		145	___
11896	Santa Fe Steel-sided Reefer 3-pack (std O), 06		145	___
11897	Pepper Packing Steel-sided Reefer 3-pack (std O), 06		145	___
11900	SF Steam Freight Set (O), 96-01		130	___
11903	ACL F3 Diesel ABA Set, 96		790	___
11905	U.S. Coast Guard Set, 96	160	180	___
11906	Factory Selection Special Set, 95 u		85	___
11909	N&W J 4-8-4 Warhorse Set, 96	560	720	___
11910	Lionel Lines Set (O27), 96	140	160	___
11912	"57" Switcher Service Exclusive, 96		310	___

MODERN ERA 1970-2010

		Exc	Mint	Cond/S
11913	SP GP9 Diesel Freight Set, 97		440	___
11914	NYC GP9 Diesel Freight Set, 97		370	___
11918	Conrail SD20 Service Exclusive "X1144" (SSS), 97		255	___
11919	Docksider Set (O), 97		70	___
11920	Port of Lionel City Dive Team Set, 97		185	___
11921	Lionel Lines Freight Set, 97		130	___
11929	ATSF Warbonnet Passenger Set, 97-99		165	___
11930	ATSF Warbonnet Passenger Car 2-pack, 97-99		80	___
11931	Chessie Flyer Freight Set "1931S" (O), 97-99		165	___
11933	Dodge Motorsports Freight Set, 96 u		260	___
11934	Virginian Electric Locomotive Freight Set, 97-99		260	___
11935	NYC Flyer Freight Set, 97		155	___
11936	Little League Baseball Steam Set, 97	209	272	___
11939	SP&S 4-6-2 Steam Freight Set, 97		220	___
11940	Southern Pacific SD40 Warhorse Coal Set, 98		600	___
11944	Lionel Lines 4-4-2 Steam Freight Set, 98		175	___
11956	UP GP9 Diesel Set, 97	325	375	___
11957	Mobil Oil Steam Special Set, 97		369	___
11971	D&H 4-4-2 Steam Freight Set, 98	125	155	___
11972	Alaska GP7 Diesel Set, 98-99	180	215	___
11974	Station Accessory Set, 98		22	___
11975	Freight Accessory Pack, 98		23	___
11977	NP Freight Cars 4-pack, 98		170	___
11979	N&W 4-4-2 Steam Freight Set, 98		75	___
11981	1998 Holiday Trolley Set, 98		75	___
11982	New Jersey Transit Ore Car Set, 98		250	___
11983	Farmrail Agricultural Set, 99		438	___
11984	Corvette GP7 Diesel Set, 99		435	___
11988	NYC Fire Car "18444" and Instruction Car "19853," 99		210	___
12014	10" Straight Track (FasTrack), 03-09		4	___
12015	O36 Curved Track (FasTrack), 03-09		4	___
12016	10" Terminal Track (FasTrack), 03-09		7	___
12017	O36 Manual Switch, left hand (FasTrack), 03-09		38	___
12018	O36 Manual Switch, right hand (FasTrack), 03-09		38	___
12019	90-degree Crossover (FasTrack), 03-09		20	___
12020	5" Uncoupling Track (FasTrack), 03-09		36	___
12022	O36 Half Curved Track (FasTrack), 03-09		4	___
12023	O36 Quarter Curved Track (FasTrack), 03-09		4	___
12024	Half Straight Track (FasTrack), 03-09		4	___
12025	4½" Straight Track (FasTrack), 03-09		4	___
12026	1¾" Straight Track (FasTrack), 03-09		4	___

MODERN ERA 1970-2010

		Exc	Mint	Cond/S
12027	5" Insulated Track (FasTrack), 03-09		4	___
12028	Inner Passing Loop Track Pack (FasTrack), 03-09		87	___
12029	Accessory Activator Pack (FasTrack), 03-09		12	___
12030	Figure 8 Track Pack (FasTrack), 03-09		58	___
12031	Outer Passing Loop Track Pack (FasTrack), 03-09		100	___
12032	10" Straight Track 4-pack (FasTrack), 03-09		18	___
12033	O36 Curved Track, card of 4 (FasTrack), 03-09		18	___
12035	FasTrack Lighted Bumper 2-pack, 05-09		26	___
12036	Grade Crossing (FasTrack), 05-09		12	___
12037	Graduated Trestle Set (FasTrack), 05-09		65	___
12038	Elevated Trestle Set (FasTrack), 05-09		35	___
12039	Railer (FasTrack), 04-09		8	___
12040	O Gauge Transition Piece (FasTrack), 04-09		8	___
12041	O72 Curved Track (FasTrack), 04-09		6	___
12042	30" Straight Track (FasTrack), 04-09		13	___
12043	O48 Curved Track (FasTrack), 04-09		4	___
12044	Siding Track Add-on Track Pack (FasTrack), 04-09		92	___
12045	O36 Remote Switch, left hand (FasTrack), 04-09		80	___
12046	O36 Remote Switch, right hand (FasTrack), 04-09		80	___
12047	O72 Wye Remote Switch (FasTrack), 04-09		84	___
12048	O72 Remote Switch, left hand (FasTrack), 04-09		90	___
12049	O72 Remote Switch, right hand (FasTrack), 04-09		90	___
12050	22½-degree Crossover (FasTrack), 04-09		40	___
12051	45-degree Crossover (FasTrack), 04-09		21	___
12052	Grade Crossing with flashers (FasTrack), 05-09		80	___
12053	Accessory Power Wire (FasTrack), 04-09		5	___
12054	Operating Track with half straight (FasTrack), 05-09		37	___
12055	O72 Half Curved Track (FasTrack), 04-09		5	___
12056	O60 Curved Track (FasTrack), 05-09		6	___
12057	O60 Remote Switch, left hand, 05-09		90	___
12058	O60 Remote Switch, right hand (FasTrack), 05-09		90	___
12059	Earthen Bumper (FasTrack), 04-09		8	___
12060	Block Section (FasTrack), 05-09		8	___
12061	O84 Curved Track (FasTrack), 05-09		6	___
12062	Grade Crossing with gates and flashers (FasTrack), 06-09		140	___
12065	O48 Remote Switch, left hand (FasTrack), 07-09		90	___
12066	O48 Remote Switch, right hand (FasTrack), 07-09		90	___
12073	1¾" Track Section (FasTrack), 07-09		4	___

MODERN ERA 1970-2010

		Exc	Mint	Cond/S
12074	1 $\frac{3}{8}$ " Track Section, no roadbed (FasTrack), 07-09		4	___
12080	42" Path Remote Switch, right hand, 07-09		80	___
12081	42" Path Remote Switch, left hand, 07-09		80	___
12700	Erie Magnetic Gantry Crane, 87	125	150	___
12701	Operating Fueling Station, 87	60	70	___
12702	Control Tower, 87	60	75	___
12703	Icing Station, 88-89	60	65	___
12704	Dwarf Signal, 88-93	9	11	___
12705	Lumber Shed Kit, 88-99		9	___
12706	Barrel Loader Building Kit, 87-99		10	___
12707	Billboards, set of 3, 87-99		5	___
12708	Street Lamps, set of 3, 88-93	6	9	___
12709	Banjo Signal, 87-91, 95-00		29	___
12710	Engine House Kit, 87-91	21	25	___
12711	Water Tower Kit, 87-99		13	___
12712	Automatic Ore Loader, 87-88	17	21	___
12713	Automatic Gateman, 87-88, 94-00	30	40	___
12714	Crossing Gate, 87-91, 93-09		20	___
12715	Illuminated Bumpers, set of 2, 87-09		11	___
12716	Searchlight Tower, 87-89, 91-92	19	22	___
12717	Non-Illuminated Bumpers, set of 3, 87-09		5	___
12718	Barrel Shed Kit, 87-99		10	___
12719	Animated Refreshment Stand, 88-89	65	70	___
12720	Rotary Beacon, 88-89	40	45	___
12721	Illuminated Extension Bridge, rock piers, 89	26	38	___
12722	Roadside Diner, smoke, 88-89	27	38	___
12723	Microwave Tower, 88-91, 94-95	14	19	___
12724	Double Signal Bridge, 88-90	39	50	___
12725	Lionel Tractor and Trailer, 88-89	16	18	___
12726	Grain Elevator Kit, 88-91, 94-99		36	___
12727	Operating Semaphore, 89-99		26	___
12728	Illuminated Freight Station, 89	29	38	___
12729	Mail Pickup Set, 88-91, 95	12	16	___
12730	Girder Bridge, 88-03, 08		10	___
12731	Station Platform, 88-00		8	___
12732	Coal Bag, 88-09		5	___
12733	Watchman Shanty Kit, 88-99		5	___
12734	Passenger/Freight Station, 89-99		18	___
12735	Diesel Horn Shed, 88-91	19	24	___
12736	Coaling Station Kit, 88-91	21	31	___
12737	Whistling Freight Shed, 88-99		28	___
12739	Lionel Gas Company Tractor and Tanker, 89	20	25	___
12740	Genuine Wood Logs, set of 3, 88-92, 94-95, 97-99		5	___
12741	Union Pacific Intermodal Crane, 89	165	185	___
12742	Gooseneck Lamps, set of 2, 89-00		23	___

MODERN ERA 1970-2010

		Exc	Mint	Cond/S
12743	Track Clips, dozen (O), 89-09		10	___
12744	Rock Piers, set of 2, 89-92, 94-05, 08		13	___
12745	Barrel Pack, set of 6, 89-09		6	___
12746	Operating/Uncoupling Track (O27), 89-09		10	___
12748	Illuminated Passenger Platform, 89-99		18	___
12749	Rotary Radar Antenna, 89-92, 95	28	38	___
12750	Crane Kit, 89-91	8	10	___
12751	Shovel Kit, 89-91	8	10	___
12752	History of Lionel Trains Video, 89-92, 94	19	21	___
12753	Ore Load, set of 2, 89-91, 95	1	2	___
12754	Graduated Trestle Set, 22 pieces, 89-09		15	___
12755	Elevated Trestle Set, 10 pieces, 89-09		15	___
12756	The Making of the Scale Hudson Video, 91-94	20	22	___
12759	Floodlight Tower, 90-00		25	___
12760	Automatic Highway Flasher, 90-91	23	27	___
12761	Animated Billboard, 90-91, 93, 95	22	23	___
12763	Single Signal Bridge, 90-91, 93	31	35	___
12767	Steam Clean and Wheel Grind Shop, 92-93, 95	240	290	___
12768	Burning Switch Tower, 90, 93	85	90	___
12770	Arch-Under Bridge, 90-03, 08-09		21	___
12771	Mom's Roadside Diner, smoke, 90-91	34	50	___
12772	Truss Bridge, flasher and piers, 90-09		35	___
12773	Freight Platform Kit, 90-98		32	___
12774	Lumber Loader Kit, 90-99		19	___
12777	Chevron Tractor and Tanker, 90-91	9	15	___
12778	Conrail Tractor and Trailer, 90	9	16	___
12779	Lionelville Grain Company Tractor and Trailer, 90	11	19	___
12780	RS-1 50-watt Transformer, 90-93	95	130	___
12781	N&W Intermodal Crane, 90-91	145	160	___
12782	Lift Bridge, 91-92	425	510	___
12783	Monon Tractor and Trailer, 91	11	19	___
12784	Intermodal Containers, set of 3, 91	12	17	___
12785	Lionel Gravel Company Tractor and Trailer, 91	9	15	___
12786	Lionel Steel Company Tractor and Trailer, 91	10	16	___
12791	Animated Passenger Station, 91	65	75	___
12794	Lionel Tractor, 91	7	13	___
12795	Cable Reels, pair, 91-98	3	5	___
12798	Forklift Loader Station, 92-95	33	38	___
12800	Scale Hudson Replacement Pilot Truck, 91 u	13	17	___
12802	Chat & Chew Roadside Diner, smoke and lights, 92-95	41	50	___
12804	Highway Lights, set of 4, 92-99, 02-04	9	13	___
12805	Intermodal Containers, set of 3, 92	10	14	___
12806	Lionel Lumber Company Tractor and Trailer, 92	10	15	___

MODERN ERA 1970-2010

		Exc	Mint	Cond/S
12807	Little Caesars Tractor and Trailer, 92	9	14	___
12808	Mobil Tractor and Tanker, 92	8	13	___
12809	Animated Billboard, 92-93	20	22	___
12810	American Flyer Tractor and Trailer, 94	12	18	___
12811	Alka Seltzer Tractor and Trailer, 92	11	19	___
12812	Illuminated Freight Station, 93-00		27	___
12818	Animated Freight Station, 92, 94-95	50	60	___
12819	Inland Steel Tractor and Trailer, 92	9	16	___
12821	Lionel Catalog Video, 92	13	17	___
12826	Intermodal Containers, set of 3, 93	10	16	___
12831	Rotary Beacon, 93-95	22	32	___
12832	Block Target Signal, 93-98		25	___
12833	RoadRailer Tractor and Trailer, 93	9	15	___
12834	Pennsylvania Magnetic Gantry Crane, 93	130	170	___
12835	Operating Fueling Station, 93	55	60	___
12836	Santa Fe Quantum Tractor and Trailer, 93	8	14	___
12837	Humble Oil Tractor and Tanker, 93	9	16	___
12838	Crate Load, set of 2, 93-97		3	___
12839	Grade Crossings, set of 2, 93-09		6	___
12840	Insulated Straight Track (O), 93-09		8	___
12841	Insulated Straight Track (O27), 93-09		5	___
12842	Dunkin' Donuts Tractor and Trailer, 92 u	23	25	___
12843	Die-cast Sprung Trucks, pair, 93-99		10	___
12844	Coil Covers, pair (O), 93-98		3	___
12847	Animated Ice Depot, 94-99		65	___
12848	Lionel Oil Company Derrick, 94	55	75	___
12849	Lionel Controller with wall pack, 94, 95 u		NRS	___
12852	Die-cast Intermodal Trailer Frame, 94-01		6	___
12853	Coil Covers, pair (std O), 94-98		7	___
12854	U.S. Navy Tractor and Tanker, 94-95		33	___
12855	Intermodal Containers, set of 3, 94-95	9	13	___
12860	Lionel Visitor's Center Tractor and Trailer, 94 u	10	14	___
12861	Lionel Leasing Company Tractor, 94	8	13	___
12862	Oil Drum Loader, 94-95	75	85	___
12864	Little Caesars Tractor and Trailer, 94	8	14	___
12865	Wisk Tractor and Trailer, 94	12	55	___
12866	TMCC 135-watt PowerHouse Power Supply, 94 u, 95-03		46	___
12867	TMCC 135 PowerMaster Power Distribution Center, 94 u, 95-04		49	___
12868	TMCC CAB-1 Remote Controller, 94 u, 95-09		115	___
12869	Marathon Oil Tractor and Tanker, 94	13	19	___
12873	Operating Sawmill, 95-97		70	___
12874	Classic Street Lamps, set of 3, 94-00		13	___
12877	Operating Fueling Station, 95	75	85	___
12878	Control Tower, 95	49	60	___

MODERN ERA 1970-2010

		Exc	Mint	Cond/S
12881	Chrysler Mopar Tractor and Trailer, 94 u	37	46	___
12882	Lighted Billboard, 95	9	14	___
12883	Dwarf Signal, 95-09		23	___
12884	Truck Loading Dock Kit, 95-98		16	___
12885	40-watt Control System, 94 u, 95-05		35	___
12886	Floodlight Tower, 95-98		31	___
12888	Railroad Crossing Flasher, 95-09		45	___
12889	Operating Windmill, 95-98		34	___
12890	Big Red Control Button, 94 u, 95-00		43	___
12891	LL Refrigerator Tractor and Trailer, 95	12	16	___
12892	Automatic Flagman, 92-98		25	___
12893	TMCC PowerMaster Power Adapter Cable, 94 u, 95-09		9	___
12894	Signal Bridge, 95-01		22	___
12895	Double-track Signal Bridge, 95-00		44	___
12896	Tunnel Portals, pair, 95-09		11	___
12897	Engine House Kit, 96-98		29	___
12898	Flagpole, 95-97		8	___
12899	Searchlight Tower, 95-98		25	___
12900	Crane Kit, 95-98		8	___
12901	Shovel Kit, 95-98		7	___
12902	Marathon Oil Derrick, 94 u, 95	105	190	___
12903	Diesel Horn Shed, 95-98		29	___
12904	Coaling Station Kit, 95-98		19	___
12905	Factory Kit, 95-98		20	___
12906	Maintenance Shed Kit, 95-98		20	___
12907	Intermodal Containers, set of 3, 95	9	14	___
12911	TMCC Command Base, 95-09		80	___
12912	Oil Pumping Station, 95-98	38	65	___
12914	SC-1 Switch and Accessory Controller, 95-98		35	___
12915	Log Loader, 96		115	___
12916	Water Tower, 96-97		60	___
12917	Animated Switch Tower, 96-98		29	___
12922	NYC Operating Gantry Crane, coil covers, 96	75	90	___
12923	Red Wing Shoes Tractor and Trailer, 95 u	32	35	___
12925	42" Diameter Curved Track Section (O), 96-09		4	___
12926	Globe Street Lamps, set of 3, 96-03, 08-09		10	___
12927	Yard Light, 96-09		10	___
12929	Rail-truck Loading Dock, 96		44	___
12930	Lionelville Oil Company Derrick, 95 u, 96	55	75	___
12931	Electrical Substation, 96		22	___
12932	Laimbeer Packaging Tractor and Trailer Set, 96		14	___
12933	GM Parts Tractor and Trailer, 95		NRS	___
12935	Zenith Tractor and Trailer, 96		22	___
12936	SP Intermodal Crane, 97		195	___

MODERN ERA 1970-2010

		Exc	Mint	Cond/S
12937	NS Intermodal Crane, 97		200	___
12938	PowerStation Controller and PowerHouse 135-watt Power Supply, 97-00		150	___
12943	Illuminated Station Platform, 97-00		24	___
12944	Sunoco Oil Derrick, 97		85	___
12945	Sunoco Pumping Oil Station, 97		80	___
12948	Bascule Bridge, 97		315	___
12949	Billboards, set of 3, 97-00		7	___
12951	Airplane Hangar Kit, 97-98		29	___
12952	Big L Diner Kit, 97		24	___
12953	Linex Gas Tall Oil Tank, 97		9	___
12954	Linex Gas Wide Oil Tank, 97		10	___
12955	Road Runner and Wile E. Coyote Ambush Shack, 97		90	___
12958	Industrial Water Tower, 97-98		50	___
12960	Rotary Radar Antenna, 97		26	___
12961	Newsstand with diesel horn, 97		30	___
12962	LL Passenger Service Train Whistle, 97-99		30	___
12964	Donald Duck Radar Antenna, 97		58	___
12965	Goofy Rotary Beacon, 97		49	___
12966	Rotary Aircraft Beacon, 97-00		35	___
12968	Girder Bridge Building Kit, 97		22	___
12969	TMCC Command Set, 97-09		148	___
12974	Blinking Light Billboard, 97-00		15	___
12975	Steiner Victorian Building Kit, 97-98		33	___
12976	Dobson Victorian Building Kit, 97-98		24	___
12977	Kindler Victorian Building Kit, 97-98		35	___
12982	Culvert Loader, conventional, 98-00		190	___
12983	Culvert Unloader, conventional, 99		185	___
12987	Intermodal Containers, set of 3, 98		15	___
12989	Lionel Tractor and Trailer, 98		16	___
12991	Linex Gas Tractor-Tanker, 98		16	___
13113	Electric Trolley and Trail Car (std), 07		450	___
14000	Operating Forklift Platform, 00		160	___
14001	Operating Belt Lumber Loader, 00		95	___
14002	ZW Amp/Volt Meter, 00-04		80	___
14003	80-watt Transformer/Controller, 00-03		70	___
14004	Operating Coal Loader, 00		135	___
14005	Operating Coal Ramp, 00		130	___
14018	ElectroCoupler Kit for Command Upgradeable GP9s, 00		20	___
14062	031 Remote Switch, left hand, 01-09		55	___
14063	31" Path Remote Switch, right hand, 01-09		75	___
14065	Nuclear Reactor, 00		230	___
14071	Yard Light, 00-09		18	___
14072	Haunted House, 01		175	___
14073	History of Lionel, The First 90 Years Video, 00		15	___
14075	A Century of Lionel, 1900-1969 Video, 00		15	___

MODERN ERA 1970-2010

		Exc	Mint	Cond/S
14076	A Century of Lionel, 1970-2000 Video, 00		15	___
14077	ZW Amp/Volt Meter, 00-03		70	___
14078	Die-cast Sprung Trucks, 00-05, 07-09		17	___
14079	Operating North Pole Pylon, 01		70	___
14080	Hobo Hotel, 01	30	65	___
14081	Shell Oil Derrick, 01		100	___
14082	Pedestrian Walkover, speed sensor, 01-03		50	___
14083	Pedestrian Walkover, 01-03, 08		30	___
14084	Lionel Heliport, 01		85	___
14085	Newsstand, 01		75	___
14086	Water Tower, 00		105	___
14087	Lighthouse, 01		95	___
14090	Banjo Signal, 01-09		50	___
14091	Automatic Gateman, 01-03, 07-09		45	___
14092	Floodlight Tower, 01-05, 08-09		35	___
14093	Single Signal Bridge, 01-04, 08		22	___
14094	Double Signal Bridge, 01-04, 08		30	___
14095	Illuminated Station Platform, 01-04		20	___
14096	Station Platform, 01-04		10	___
14097	Rotary Aircraft Beacon, 01-04, 07-09		40	___
14098	Auto Crossing Gate, 01-09		90	___
14099	Block Target Signal, 01-04, 07-08		22	___
14100	Blinking Light Billboard, 01-03		23	___
14101	Red Baron Pylon, 01		85	___
14102	Rocket Launcher, 01		250	___
14104	Burning Switch Tower, 00		70	___
14105	Aquarium, 01		175	___
14106	Operating Freight Station, 00		70	___
14107	Coaling Station, 01-03		95	___
14109	Carousel, 01		230	___
14110	Operating Ferris Wheel, 01-02, 04		170	___
14111	1531R Controller, 00-09		40	___
14112	Lighted Lockon, 01-09		6	___
14113	Engine Transfer Table, 01		210	___
14114	Engine Transfer Table Extension, 01		75	___
14116	PRR Die-cast Girder Bridge, 01		20	___
14117	NYC Die-cast Girder Bridge, 01		20	___
14119	Gooseneck Lamps, set of 2, 01-04, 07		22	___
14121	Classic Billboards, set of 3, 01-03		10	___
14124	ZW Controller with 2 transformers, 01		300	___
14125	Christmas Tree with 400E Train, 00		65	___
14133	Madison Hobby Shop, 01		290	___
14134	Triple Action Magnetic Crane, 01		230	___
14135	NS Black Die-cast Girder Bridge, 02		15	___
14137	Die-cast Girder Bridge, 01-07		25	___
14138	Snap-On Tool Animated Billboard, 01 u		NRS	___
14142	Industrial Smokestack, 02-04		50	___

MODERN ERA 1970-2010

		Exc	Mint	Cond/S
14143	Industrial Tank, 02-04		40	___
14145	Operating Lumberjacks, 02-03		65	___
14147	Die-cast Old Style Clock Tower, 02-04, 08-09		42	___
14148	Operating Billboard Signmen, 02-03		60	___
14149	Scale-sized Banjo Signal, 02-05		40	___
14151	Mainline Dwarf Signal, 02-08		43	___
14152	Passenger Station, 02-04		37	___
14153	Lion Oil Derrick, 02-03		50	___
14154	Water Tower, 01-02		45	___
14155	Floodlight Tower, 02-03		55	___
14156	Lion Oil Diesel Fueling Station, 02-03		70	___
14157	Coal Loader, 01-03	120	___	___
14158	Icing Station, 01-02	75	___	___
14159	Animated Billboard, 02-04	20	___	___
14160	Frank's Hotdog Stand, 03-04	55	___	___
14161	Smoking Hobo Shack, 02	60	___	___
14162	Missile Launching Platform, 02-03	48	___	___
14163	Industrial Power Station, 02-03	550	___	___
14164	Lionelville Bandstand, 02	140	___	___
14166	Train Orders Building, 04-05	49	___	___
14167	Operating Lift Bridge, 02	380	___	___
14168	Operating Harry's Barber Shop, 02-04	100	___	___
14170	Amusement Park Swing Ride, 03-04	150	___	___
14171	Pirate Ship Ride, 02-04	130	___	___
14172	NYC Railroad Tugboat, 02	180	___	___
14173	Drawbridge, 02-04	70	___	___
14175	Santa Fe Die-cast Girder Bridge, 01-03	17	___	___
14176	Norfolk Southern Die-cast Girder Bridge, 02-03	18	___	___
14178	TMCC Direct Lockon, 02-03	25	___	___
14179	TMCC Track Power Controller, 02-09	130	___	___
14180	B&O Railroad Tugboat, 02-03	155	___	___
14181	TMCC Action Recorder Controller, 02-09	100	___	___
14182	TMCC Accessory Switch Controller, 02-09	90	___	___
14183	TMCC Accessory Motor Controller, 02-09	100	___	___
14184	TMCC Block Power Controller, 02-09	90	___	___
14185	TMCC Operating Track Controller, 02-09	79	___	___
14186	TMCC Accessory Voltage Controller, 02-09	140	___	___
14187	TMCC How-to Video, 02-04	11	___	___
14189	TMCC Track Power Controller, 02-09	148	___	___
14190	The Lionel Train Book, 04-09	30	___	___
14191	TMCC Command Base Cable, 6 feet, 02-09	11	___	___
14192	TMCC 3-wire Command Base Cable, 02-09	12	___	___
14193	TMCC Controller to Controller Cable, 1 foot, 02-09	4	___	___
14194	TMCC TPC Cable Set, 02-09	14	___	___

MODERN ERA 1970-2010

		Exc	Mint	Cond/S
14195	TMCC Command Base Cable, 20 feet, 02-07		12	___
14196	TMCC Controller to Controller Cable, 6 feet, 02-09		7	___
14197	TMCC Controller to Controller Cable, 20 feet, 02-07		9	___
14198	CW-80 80-watt Transformer, 03-09		55	___
14199	Playground Swings, 03-04, 08-09		50	___
14201	Burning Switch Tower, 05		70	___
14202	Water Tower, 05		140	___
14203	Amusement Park Swing Ride, 06-07		230	___
14209	U.S. Steel Gantry Crane, 05		180	___
14210	Pony Ride, 06-07		70	___
14211	Road Crew, 07-08		90	___
14214	Lionelville Mini Golf, 06		80	___
14215	Tug-of-War, 06-08		60	___
14217	Helicopter Pylon, 06-09		140	___
14218	Downtown People Pack, 06-09		23	___
14219	Ice Rink, 06-08		80	___
14220	Lionelville Water Tower, 06-08		21	___
14221	Witches Cauldron, 06-08		70	___
14222	Die-cast Girder Bridge, 06-09		30	___
14225	Sunoco Industrial Tank, 06-09		70	___
14227	Yard Tower, 06-08		45	___
14229	Crossing Shanty, 06-09		20	___
14230	Milk Bottle Toss Midway Game, 06		20	___
14231	Cotton Candy Midway Booth, 06		20	___
14236	Operating Freight Station, 06-07		105	___
14237	Rocket Launcher, 06-07		320	___
14240	Ice Block Pack, 06-09		5	___
14241	Work Crew People Pack, 06-09		23	___
14242	Hard Rock Cafe, 06		50	___
14243	U.S. Army Water Tower, 06-08		95	___
14244	Ammo Loader, 06-07		105	___
14251	Die-cast Sprung Trucks, rotating bearing caps, 07-09		17	___
14255	Sand Tower, 06-09		29	___
14257	Passenger Station, 06-09		55	___
14258	North Pole Passenger Station, 06-09		53	___
14259	Christmas People Pack, 06-09		23	___
14260	Christmas Tractor and Trailer, 06-08		25	___
14261	Christmas Tree Lot, 06		70	___
14262	Elevated Tank, 07		70	___
14265	Sawmill with sound, 08		130	___
14267	Sir Topham Hatt Gateman, 07-09		80	___
14273	Polar Express Add-on Figures, 06-07		27	___
14289	Operating Santa Gateman, 08		80	___
14290	UPS Store, 06		30	___

MODERN ERA 1970-2010

		Exc	Mint	Cond/S
14291	Operating Milk Loading Depot, 08		100	___
14291	Operating Milk Loading Depot, K-Line, 06		100	___
14294	993 Legacy Expansion Set, 07-09		250	___
14295	990 Legacy Command Set, 07-09		300	___
14297	Halloween Witch Pylon, 07-08		140	___
14500	KCS F3 Diesel AA Set, RailSounds, CC, 01	380	660	___
14512	F3 Diesel ABA Demonstrator "291," CC, 01	360	425	___
14517	Santa Fe F3 Diesel B Unit "2343C," powered, 01		280	___
14518	CP F3 Diesel B Unit "2373C," RailSounds, CC, 01		345	___
14520	<i>Texas Special</i> F3 Diesel B Unit, RailSounds, 01		360	___
14521	Rock Island E6 Diesel AA Set, 01		530	___
14524	Atlantic Coast Line E6 Diesel AA Set, 01		630	___
14536	Santa Fe F3 Diesel AA Set, RailSounds, CC, 03-04		800	___
14539	Santa Fe F3 Diesel B Unit, 03		300	___
14540	D&RGW F3 Diesel B Unit, RailSounds, CC, 01		315	___
14541	C&O F3 Diesel B Unit, RailSounds, CC, 01		300	___
14542	KCS F3 Diesel B Unit "2388C," RailSounds, CC, 01		375	___
14543	SP F3 Diesel B Unit, RailSounds, CC, 01		250	___
14544	Southern E6 AA Diesels, CC, 02		560	___
14547	Burlington E5 AA Diesels, CC, 02		570	___
14552	NYC F3 Diesel AA Set, RailSounds, CC, 03-04		740	___
14555	NYC F3 Diesel B Unit, 03		200	___
14557	WP F3 Diesel B Unit, nonpowered, 03-04		190	___
14558	B&O F3 Diesel B Unit, nonpowered, 03-04		155	___
14559	D&RGW F3 Diesel AA Set, 01		620	___
14560	NP F3 Diesel A Unit "2390B," freight, 02		175	___
14561	NP F3 Diesel A Unit "2390B," passenger, 02		190	___
14562	Milwaukee Road F3 Diesel A Unit "75C," 02		190	___
14563	Erie-Lackawanna F3 Diesel A Unit "7094," 02		175	___
14564	CP F3 Diesel B Unit "237C," CC, 02		350	___
14565	B&O F3 Diesel AA Set, 03-04		650	___
14568	WP F3 Diesel AA Set, 03-04		780	___
14571	Santa Fe PA Diesel AA Set, CC, 03		660	___
14574	D&H PA Diesel AA Set, CC, 03		580	___
14584	Wabash F3 Diesel A Unit, nonpowered, 03		180	___
14586	D&H PB Unit, 03		125	___
14587	Santa Fe PB Unit, 03		125	___
14588	Santa Fe F3 Diesel ABA Set, CC, 04-05		980	___
14592	PRR F3 Diesel ABA Set, CC, 04-05		750	___
14596	NH Alco PA Diesel AA Set, 04-05		700	___
14599	NH Alco PB Diesel B Unit "0767-B," 04-05		150	___

MODERN ERA 1970-2010

		Exc	Mint	Cond/S
15000	D&RGW Waffle-sided Boxcar, 95	16	18	___
15001	Seaboard Waffle-sided Boxcar, 95	14	19	___
15002	Chesapeake & Ohio Waffle-sided Boxcar, 96	16	20	___
15003	Green Bay & Western Waffle-sided Boxcar, 96	16	20	___
15004	Bloomingtondale's Boxcar, 97 <i>u</i>		40	___
15005	"I Love NY" Boxcar, 97 <i>u</i>		65	___
15008	CP Rail Boxcar		30	___
15013	L&N Waffle-sided Boxcar "102402," 00		29	___
15014	Seaboard Waffle-sided Boxcar "125925," 00		25	___
15015	C&NW Waffle-sided Boxcar "161013," 03		18	___
15016	IC Waffle-sided Boxcar "12981," 04		20	___
15017	CSX Waffle-sided Boxcar, 05		27	___
15018	D&H Waffle-sided Boxcar "24052," 06		30	___
15020	NH Waffle-sided Boxcar, 07		30	___
15021	MKT Waffle-sided Boxcar, 08		35	___
15024	UP Waffle Boxcar "960860," 09		40	___
15060	K-Line Boxcar, 06		40	___
15100	Amtrak Passenger Coach, 95-97		35	___
15101	Reading Baggage Car (027), 96		34	___
15102	Reading Combination Car (027), 96		23	___
15103	Reading Passenger Coach (027), 96		23	___
15104	Reading Vista Dome Car (027), 96		26	___
15105	Reading Full Vista Dome Car (027), 96		26	___
15106	Reading Observation Car (027), 96		23	___
15107	Amtrak Vista Dome Car, 96		38	___
15108	Northern Pacific Vista Dome Car, 96		34	___
15109	ATSF Combine Car "2407," 97		35	___
15110	ATSF Vista Dome Car 2404," 97		35	___
15111	ATSF Observation Car "2406," 97		35	___
15112	ATSF <i>Albuquerque</i> Coach "2405," 97		34	___
15113	ATSF <i>Culebra</i> Vista Dome Car "2404," 97		34	___
15114	NJ Transit Coach "5610," 96 <i>u</i>		45	___
15115	NJ Transit Coach "5611," 96 <i>u</i>		45	___
15116	NJ Transit Coach "5612," 96 <i>u</i>		45	___
15117	Annie Passenger Coach, 97		26	___
15118	Clarabel Passenger Coach, 97		26	___
15122	NJ Transit Passenger Coach "5613," 97 <i>u</i>		45	___
15123	NJ Transit Passenger Coach "5614," 97 <i>u</i>		45	___
15124	NJ Transit Passenger Coach "5615," 97 <i>u</i>		45	___
15125	Amtrak Observation Car, 97 <i>u</i>		50	___
15126	Stars & Stripes <i>Abraham Lincoln</i> General Coach, 99		60	___
15127	Stars & Stripes <i>Ulysses S. Grant</i> General Coach, 99		60	___
15128	Pride of Richmond <i>Robert E. Lee</i> General Coach, 99		60	___

MODERN ERA 1970-2010

		Exc	Mint	Cond/S
15129	Pride of Richmond <i>Jefferson Davis</i> General Coach, 99		60	___
15136	Custom Series Short Observation Car, blue, 99		40	___
15137	Custom Series Short Observation Car, red, 99		34	___
15138	Pratt's Hollow Baggage Car, 98		100	___
15139	Pratt's Hollow Vista Dome Car, 98		100	___
15140	Pratt's Hollow Coach, 98		100	___
15141	Pratt's Hollow Observation, 98		100	___
15142	U.S. Army Baby Heavyweight Coach, 00		50	___
15143	U.S. Army Baby Heavyweight Coach, 00		50	___
15153	Pullman Baby Madison Set 4-pack, 01		190	___
15163	T&P Baby Heavyweight Coach, 01		30	___
15166	Union Pacific Whistling Baggage Car, 04		30	___
15169	C&O Streamliner Car 4-pack, 03		140	___
15170	L&N Streamliner Car 4-pack, 03		140	___
15180	NYC Streamliner Car 4-pack, 04		340	___
15185	UP Streamliner Car 4-pack, 04		340	___
15300	NYC Superliner Aluminum Passenger Car 4-pack, 02		360	___
15301	NYC <i>Manhattan</i> Superliner Passenger Coach, 02		90	___
15302	NYC <i>Queens</i> Superliner Passenger Coach, 02		90	___
15304	NYC <i>Staten Island</i> Superliner Passenger Coach, 02		90	___
15305	NYC <i>Brooklyn</i> Superliner Passenger Coach, 02		90	___
15311	CB&Q <i>California Zephyr</i> Aluminum Passenger Car 4-pack, 03		350	___
15312	Santa Fe <i>Super Chief</i> Aluminum Passenger Car 4-pack, 03		275	___
15313	D&H Aluminum Passenger Car 4-pack, 03		350	___
15313	D&H Aluminum Passenger Car 4-pack, 05		480	___
15314	Amtrak Superliner 2-pack, 03		220	___
15315	Santa Fe Superliner 2-pack, 03		200	___
15316	NYC Superliner 2-pack, 03		195	___
15317	Southern Aluminum Passenger Car 4-pack, 03		350	___
15318	Lionel Lines Aluminum Passenger Car 2-pack, 03		125	___
15319	Santa Fe Superliner Aluminum Passenger Car 2-pack, 03		145	___
15326	NYC <i>20th Century Limited</i> Aluminum Passenger Car 6-pack, 02		485	___
15333	N&W <i>Powhatan Arrow</i> Aluminum Passenger Car 6-pack, 02		435	___
15340	PRR <i>South Wind</i> Aluminum Passenger Car 6-pack, 02		435	___
15379	Lionel Lines <i>Silver Valley</i> Aluminum Combination Car, 03		100	___

MODERN ERA 1970-2010

		Exc	Mint	Cond/S
15380	Lionel Lines <i>Silver Spoon</i> Aluminum Diner, 03		100	___
15381	Santa Fe Aluminum Baggage Car "2571," 03		100	___
15382	Santa Fe <i>Regal Dome</i> Aluminum Vista Dome Car, 03		100	___
15383	NYC <i>20th Century Limited</i> Diner, StationSounds, 03		195	___
15384	N&W <i>Powhatan Arrow</i> Diner, StationSounds, 03		190	___
15385	Pennsylvania <i>South Wind</i> Diner, StationSounds, 03		190	___
15394	Amtrak Streamliner Car 4-pack, 03-04		450	___
15395	Alaska Streamliner Car 4-pack, 03-04		355	___
15396	Amtrak Superliner Diner, StationSounds, 03		220	___
15397	Santa Fe Superliner Diner, StationSounds, 03		200	___
15398	NYC Superliner Diner, StationSounds, 03		200	___
15405	50th Anniversary <i>Hillside</i> Heavyweight Diner, StationSounds, 02		195	___
15406	Blue Comet <i>Giacobini</i> Heavyweight Diner, StationSounds, 02		300	___
15504	<i>Alton Limited</i> Diner, StationSounds, 03		230	___
15507	Phantom III Passenger Car 4-pack (15508 Baggage, 15509 Vista Dome, 15510 Coach, 15511 Observation), 02		245	___
15512	Phantom II Passenger Car 4-pack, 02		250	___
15517	Southern <i>Crescent Limited</i> Heavyweight Passenger Car 2-pack, 03-04		205	___
15520	Southern <i>Crescent Limited</i> Heavyweight Diner, StationSounds, 03-04		220	___
15521	NYC <i>20th Century Limited</i> Heavyweight Passenger Car 4-pack, 04		345	___
15526	Santa Fe <i>Chief</i> Heavyweight Passenger Car 4-pack, 04		370	___
15538	NYC <i>20th Century Limited</i> Heavyweight Passenger Car 2-pack, 04		200	___
15541	NYC <i>20th Century Limited</i> Heavyweight Diner, StationSounds, 04		200	___
15542	Santa Fe <i>Chief</i> Heavyweight Passenger Car 2-pack, 04		195	___
15545	Santa Fe <i>Chief</i> Heavyweight Diner, StationSounds, 04		200	___
15546	Napa Valley Wine Train Heavyweight 2-pack, 05		250	___
15549	Napa Valley Wine Train Diner, StationSounds, 05		280	___
15554	Pennsylvania Heavyweight Car 3-pack (std O), 05		375	___
15558	Pennsylvania Heavyweight Add-on Coach (std O), 05		140	___
15559	PRR Reading Seashore Heavyweight Car 3-pack (std O), 05		370	___
15563	PRR Reading Seashore Heavyweight Add-on Coach, 05		130	___
15564	LIRR Heavyweight Car 3-pack (std O), 05		370	___
15568	LIRR Heavyweight Add-on Coach (std O), 05		130	___

MODERN ERA 1970-2010

		Exc	Mint	Cond/S
15570	LIRR Heavyweight Car 3-pack (std O), 06		230	___
15574	LIRR Heavyweight Car Add-on (std O), 06		140	___
15575	C&O Heavyweight Diner, StationSounds (std O), 06-07		295	___
15576	C&O Heavyweight Passenger Car 2-pack (std O), 06-07		265	___
15577	NYC Heavyweight 3-pack (std O), 05-06		370	___
15581	NYC Heavyweight Add-on Coach (std O), 05-06		130	___
15584	Amtrak <i>Acela</i> Passenger Car 3-pack (std O), 06		580	___
15588	Southern Heavyweight Passenger Car 4-pack, 06		495	___
15593	Southern Heavyweight Passenger Car 2-pack, 06		265	___
15596	Southern Heavyweight Diner, StationSounds, 06		295	___
15597	C&O Heavyweight Passenger Car 4-pack (std O), 06-07		495	___
15906	RailSounds Trigger Button, 90-95		12	___
16000	PRR Vista Dome Car (027), 87-88	37	55	___
16001	PRR Passenger Coach (027), 87-88	33	41	___
16002	PRR Passenger Coach (027), 87-88	24	29	___
16003	PRR Observation Car (027), 87-88	24	29	___
16009	PRR Combination Car (027), 88	36	38	___
16010	Virginia & Truckee Passenger Coach (SSS), 88	36	47	___
16011	Virginia & Truckee Passenger Coach (SSS), 88	36	47	___
16012	Virginia & Truckee Baggage Car (SSS), 88	36	47	___
16013	Amtrak Combination Car (027), 88-89	21	34	___
16014	Amtrak Vista Dome Car (027), 88-89	21	34	___
16015	Amtrak Observation Car (027), 88-89	21	34	___
16016	NYC Baggage Car (027), 89	36	55	___
16017	NYC Combination Car (027), 89	21	29	___
16018	NYC Passenger Coach (027), 89	21	29	___
16019	NYC Vista Dome Car (027), 89	21	29	___
16020	NYC Passenger Coach (027), 89	23	33	___
16021	NYC Observation Car (027), 89	20	28	___
16022	Pennsylvania Baggage Car (027), 89	27	38	___
16023	Amtrak Passenger Coach (027), 89	21	30	___
16024	Northern Pacific Diner (027), 92	39	44	___
16027	LL Combination Car (027, SSS), 90	39	48	___
16028	LL Passenger Coach (SSS, 027), 90	35	42	___
16029	LL Passenger Coach (SSS, 027), 90	35	42	___
16030	LL Observation Car (SSS, 027), 90	35	42	___
16031	Pennsylvania Diner (027), 90	35	39	___
16033	Amtrak Baggage Car (027), 90	28	38	___
16034	NP Baggage Car (027), 90-91	30	45	___
16035	NP Combination Car (027), 90-91	18	26	___

MODERN ERA 1970-2010

		Exc	Mint	Cond/S
16036	NP Passenger Coach (027), 90-91	21	30	___
16037	NP Vista Dome Car (027), 90-91	18	26	___
16038	NP Passenger Coach (027), 90-91	17	25	___
16039	NP Observation Car (027), 90-91	21	30	___
16040	Southern Pacific Baggage Car, 90-91	22	30	___
16041	NYC Diner (027), 91	37	45	___
16042	Illinois Central Baggage Car (027), 91	24	34	___
16043	Illinois Central Combination Car (027), 91	22	30	___
16044	Illinois Central Passenger Coach (027), 91	24	34	___
16045	Illinois Central Vista Dome Car (027), 91	22	30	___
16046	Illinois Central Passenger Coach (027), 91	24	34	___
16047	Illinois Central Observation Car (027), 91	24	34	___
16048	Amtrak Diner (027), 91-92	33	40	___
16049	Illinois Central Diner (027), 92	27	38	___
16050	C&NW Baggage Car "6620," 93	44	55	___
16051	C&NW Combination Car "6630," 93	40	50	___
16052	C&NW Passenger Coach "6616," 93	34	42	___
16053	C&NW Passenger Coach "6602," 93	37	46	___
16054	C&NW Observation Car "6603," 93	38	47	___
16055	Santa Fe Passenger Coach (027), 93-94	29	38	___
16056	Santa Fe Vista Dome Car (027), 93-94	25	32	___
16057	Santa Fe Passenger Coach (027), 93-94	30	40	___
16058	Santa Fe Combination Car (027), 93-94	27	35	___
16059	Santa Fe Vista Dome Car (027), 93-94	26	34	___
16060	Santa Fe Observation Car (027), 93-94	25	31	___
16061	N&W Baggage Car "6061," 94	60	85	___
16062	N&W Combination Car "6062," 94	38	50	___
16063	N&W Passenger Coach "6063," 94	43	55	___
16064	N&W Passenger Coach "6064," 94	43	55	___
16065	N&W Observation Car "6065," 94	36	48	___
16066	NYC Combination Car "6066" (SSS), 94	55	70	___
16067	NYC Passenger Coach "6067" (SSS), 94	38	47	___
16068	UP Baggage Car "6068" (027), 94	50	65	___
16069	UP Combination Car "6069" (027), 94	36	43	___
16070	UP Passenger Coach "6070" (027), 94	36	43	___
16071	UP Diner "6071" (027), 94	36	46	___
16072	UP Vista Dome Car "6072" (027), 94	36	43	___
16073	UP Passenger Coach "6073" (027), 94	36	42	___
16074	UP Observation Car "6074" (027), 94	36	43	___
16075	Missouri Pacific Baggage Car "6620," 95	44	55	___
16076	Missouri Pacific Combination Car "6630," 95	34	41	___
16077	Missouri Pacific Passenger Coach "6616," 95	34	41	___
16078	Missouri Pacific Passenger Coach "7805," 95	34	39	___
16079	Missouri Pacific Observation Car "6609," 95	34	41	___
16080	New Haven Baggage Car "6080" (027), 95	35	44	___

MODERN ERA 1970-2010

		Exc	Mint	Cond/S
16081	New Haven Combination Car "6081" (O27), 95	28	37	___
16082	New Haven Passenger Coach "6082" (O27), 95	28	37	___
16083	New Haven Vista Dome Car "6083" (O27), 95	30	39	___
16084	New Haven Full Vista Dome Car "6084" (O27), 95	33	39	___
16086	New Haven Observation Car "6086" (O27), 95	31	40	___
16087	NYC Baggage Car "6087" (SSS), 95	48	65	___
16088	NYC Passenger Coach "6088" (SSS), 95	36	43	___
16089	NYC Diner "6089" (SSS), 95	36	43	___
16090	NYC Observation Car "6090" (SSS), 95	38	46	___
16091	NYC Passenger Cars, set of 4 (SSS), 95	140	165	___
16092	Santa Fe Full Vista Dome Car (O27), 95	30	38	___
16093	Illinois Central Full Vista Dome Car (O27), 95	29	38	___
16094	Pennsylvania Full Vista Dome Car (O27), 95	30	39	___
16095	Amtrak Combination Car (O27), 95	19	23	___
16096	Amtrak Vista Dome Car (O27), 95	19	23	___
16097	Amtrak Observation Car (O27), 95	19	23	___
16098	Amtrak Passenger Coach, 95-97	20	33	___
16099	Amtrak Vista Dome Car, 95-97	20	33	___
16102	Southern 3-D Tank Car (SSS), 87	23	30	___
16103	Lehigh Valley 2-D Tank Car (O27), 88	19	25	___
16104	Santa Fe 2-D Tank Car (O27), 89	19	23	___
16105	D&RGW 3-D Tank Car (SSS), 89	48	65	___
16106	Mopar Express 3-D Tank Car, 88 u	93	163	___
16107	Sunoco 2-D Tank Car (O27), 90	16	20	___
16108	Racing Fuel 1-D Tank Car "6108" (O27), 89 u, 92 u	9	13	___
16109	B&O 1-D Tank Car (SSS), 91	29	34	___
16110	Circus Animals Operating Stock Car "1989" (O27), 89 u	24	34	___
16111	Alaska 1-D Tank Car (O27), 90-91	22	27	___
16112	Dow Chemical 3-D Tank Car, 90	20	26	___
16113	Diamond Shamrock 2-D Tank Car (O27), 91	20	25	___
16114	Hooker Chemicals 1-D Tank Car (O27), 91	13	17	___
16115	MKT 3-D Tank Car, 92	13	16	___
16116	U.S. Army 1-D Tank Car, 91 u	36	42	___
16119	MKT 2-D Tank Car (O27), 92, 93 u	14	19	___
16121	C&NW Stock Car (SSS), 92	60	70	___
16123	Union Pacific 3-D Tank Car, 93-95	16	22	___
16124	Penn Salt 3-D Tank Car, 93	21	26	___
16125	Virginian Stock Car, 93	19	24	___
16126	Jefferson Lake 3-D Tank Car, 93	22	26	___
16127	Mobil 1-D Tank Car, 93	25	30	___
16128	Alaska 1-D Tank Car, 94	24	29	___

MODERN ERA 1970-2010

		Exc	Mint	Cond/S
16129	Alaska 1-D Tank Car (027), 93 u, 94	21	28	___
16130	SP Stock Car (027), 93 u, 94	10	13	___
16131	T&P Reefer, 94	19	24	___
16132	Deep Rock 3-D Tank Car, 94	25	30	___
16133	Santa Fe Reefer, 94	22	28	___
16134	Reading Reefer, 94	17	21	___
16135	C&O Stock Car, 94	23	27	___
16136	B&O 1-D Tank Car, 94	28	32	___
16137	Ford 1-D Tank Car "12," 94 u	34	39	___
16138	Goodyear 1-D Tank Car, 95	28	34	___
16140	Domino Sugar 1-D Tank Car, 95	24	29	___
16141	Erie Stock Car, 95	22	30	___
16142	Santa Fe 1-D Tank Car, 95	26	30	___
16143	Reading Reefer, 95	18	23	___
16144	San Angelo 3-D Tank Car, 95	22	25	___
16146	Dairy Despatch Reefer, 95	15	20	___
16147	Clearly Canadian 1-D Tank Car (027), 94 u	47	55	___
16149	Zep Chemical 1-D Tank Car (027), 95 u	44	58	___
16150	Sunoco 1-D Tank Car "6315," 97	35	38	___
16152	Sunoco 3-D Tank Car "6415," 97		26	___
16153	AEC Reactor Fluid 1-D Tank Car "6515-1," 97		83	___
16154	AEC Reactor Fluid 1-D Tank Car "6515-2," 97		88	___
16155	AEC Reactor Fluid 1-D Tank Car "6515-3," 97		88	___
16157	Gatorade Little League Baseball 1-D Tank Car "6315," 97 u		51	___
16160	AEC Tank Car "6515" with reactor fluid, 98		69	___
16162	Hooker 1-D Tank Car "6315-1," 97		50	___
16163	Hooker 1-D Tank Car "6315-2," 97		50	___
16164	Hooker 1-D Tank Car "6315-3," 97		50	___
16165	Mobilfuel 3-D Tank Car "6415," 97 u		50	___
16171	Alaska 1-D Tank Car "6171," 98-99		33	___
16173	Harold the Helicopter Flatcar, 98	45	60	___
16175	NJ Transit Port Morris Ore Car "9125," 98		45	___
16176	NJ Transit Raritan Yard Ore Car "9126," 98 u		45	___
16177	NJ Transit Gladstone Yard Ore Car "9127," 98 u		45	___
16178	NJ Transit Bay Head Yard Ore Car "9128," 98 u		45	___
16179	NJ Transit Dover Yard Ore Car "9129," 98 u		45	___
16180	Tabasco 1-D Tank Car, 98	55	70	___
16181	Biohazard Tank Car with Lights, 98		68	___
16182	Gatorade 1-D Tank Car "6315," 98 u		58	___
16187	Linex 3-D Tank Car "6425," 99		30	___
16188	Kodak 1-D Tank Car "6515," 99	70	80	___
16199	UP 1-D Tank Car "6035," 99-00		25	___

MODERN ERA 1970-2010

		Exc	Mint	Cond/S
16200	Rock Island Boxcar (027), 87-88	7	10	___
16201	Wabash Boxcar (027), 88-91	7	10	___
16203	Key America Boxcar (027), 87 u	45	65	___
16204	Hawthorne Boxcar (027), 87 u	50	85	___
16205	Mopar Express Boxcar "1987" (027), 87-88 u	50	60	___
16206	D&RGW Boxcar (SSS), 89	37	42	___
16207	True Value Boxcar (027), 88 u	32	47	___
16208	PRR Auto Carrier, 3-tier, 89	24	37	___
16209	Disney Magic Boxcar (027), 88 u	90	110	___
16211	Hawthorne Boxcar (027), 88 u	45	65	___
16213	Shoprite Boxcar (027), 88 u	55	80	___
16214	D&RGW Auto Carrier, 90	24	32	___
16215	Conrail Auto Carrier, 90	27	38	___
16217	Burlington Northern Auto Carrier, 92	24	36	___
16219	True Value Boxcar (027), 89 u	55	75	___
16220	Ace Hardware Boxcar (027), 89 u	55	80	___
16221	Macy's Boxcar (027), 89 u	55	80	___
16222	Great Northern Boxcar (027), 90-91	8	15	___
16223	Budweiser Reefer, 89-92 u	49	70	___
16224	True Value "Lawn Chief" Boxcar (027), 90 u	45	60	___
16225	Budweiser Vat Car, 90-91 u	113	148	___
16226	Union Pacific Boxcar "6226" (027), 90-91 u	15	19	___
16227	Santa Fe Boxcar (027), 91	13	17	___
16228	Union Pacific Auto Carrier, 92	26	33	___
16229	Erie-Lackawanna Auto Carrier, 91 u	45	55	___
16232	Chessie System Boxcar, 92, 93 u, 94, 95 u	25	30	___
16233	MKT DD Boxcar, 92	20	29	___
16234	ACY Boxcar (SSS), 92	34	41	___
16235	Railway Express Agency Reefer, 92	19	23	___
16236	NYC "Pacemaker" Boxcar, 92 u	25	27	___
16237	Railway Express Agency Boxcar, 92 u	21	23	___
16238	NYNH&H Boxcar, 93-95		3	___
16239	Union Pacific Boxcar, 93-95	15	20	___
16241	Toys "R" Us Boxcar, 92-93 u	35	45	___
16242	Grand Trunk Western Auto Carrier, 93	35	40	___
16243	Conrail Boxcar, 93	26	34	___
16244	Duluth, South Shore & Atlantic Boxcar, 93	20	24	___
16245	Contadina Boxcar, 93	16	20	___
16247	ACL Boxcar, 94	15	19	___
16248	Budweiser Boxcar, 93-94 u	33	48	___
16249	United Auto Workers Boxcar, 93 u		55	___
16250	Santa Fe Boxcar (027), 93 u, 94	8	10	___
16251	Columbus & Greenville Boxcar, 94	14	15	___
16252	U.S. Navy Boxcar "6106888," 94-95		30	___
16253	Santa Fe Auto Carrier, 94	32	38	___
16255	Wabash DD Boxcar, 95	20	26	___

MODERN ERA 1970-2010

		Exc	Mint	Cond/S
16256	Ford DD Boxcar, 94 <i>u</i>	30	34	___
16257	Crayola Boxcar, 94 <i>u</i> , 95	17	23	___
16258	Lehigh Valley Boxcar, 95	17	22	___
16259	Chrysler Mopar Boxcar, 97 <i>u</i>	29	34	___
16260	Chrysler Mopar Auto Carrier, 96 <i>u</i>	55	65	___
16261	Union Pacific DD Boxcar, 95	26	29	___
16263	ATSF Boxcar, 96-99		25	___
16264	Red Wing Shoes Boxcar, 95	22	27	___
16265	Georgia Power "Atlanta '96" Boxcar, 95 <i>u</i>	168	218	___
16266	Crayola Boxcar, 95	17	23	___
16267	Sears Zenith Boxcar, 95-96 <i>u</i>		49	___
16268	GM/AC Delco Boxcar, 95 <i>u</i>		50	___
16269	Lionel Lines Boxcar, 96		10	___
16272	Christmas Boxcar, 97		36	___
16273	Lionel Employee Christmas Boxcar, 97		55	___
16274	Marvin the Martian Boxcar, 97		38	___
16279	Dodge Motorsports Boxcar, 96 <i>u</i>	115	155	___
16284	Galveston Wharves Boxcar, 98		28	___
16285	Savannah State Docks Boxcar, 98		26	___
16291	Christmas Boxcar, 98		34	___
16292	Lionel Employee Christmas Boxcar, 98	305	365	___
16293	JCPenney Boxcar, 97		100	___
16294	Pedigree Boxcar, 97	130	148	___
16295	Kal Kan Boxcar, 97	125	148	___
16296	Whiskas Boxcar, 97	125	148	___
16297	Sheba Boxcar, 97	120	143	___
16298	Mobil Boxcar, 97		48	___
16300	Rock Island Flatcar with fences (027), 87-88	8	10	___
16301	Lionel Barrel Ramp Car, 87	14	19	___
16303	PRR Flatcar with trailers, 87	26	33	___
16304	RI Gondola with cable reels (027), 87-88	5	9	___
16305	Lehigh Valley Ore Car, 87	80	130	___
16306	Santa Fe Barrel Ramp Car, 88	12	16	___
16307	NKP Flatcar with trailers, 88	30	44	___
16308	Burlington Northern Flatcar with trailer, 88-89	20	25	___
16309	Wabash Gondola with canisters, 88-91	9	13	___
16310	Mopar Express Gondola with canisters, 87-88 <i>u</i>	32	37	___
16311	Mopar Express Flatcar with trailers, 87-88 <i>u</i>	108	154	___
16313	PRR Gondola with cable reels (027), 88 <i>u</i> , 89	9	10	___
16314	Wabash Flatcar with trailers, 89	26	30	___
16315	PRR Flatcar with fences (027), 88 <i>u</i> , 89	7	9	___
16317	PRR Barrel Ramp Car, 89	18	22	___
16318	LL Depressed Center Flatcar with cable reels, 89	22	26	___

MODERN ERA 1970-2010

		Exc	Mint	Cond/S
16320	Great Northern Barrel Ramp Car, 90	13	19	___
16321/22	Sealand TTUX Flatcar Set with trailers, 90	65	85	___
16323	Lionel Lines Flatcar with trailers, 90	21	25	___
16324	PRR Depressed Center Flatcar with cable reels, 90	16	20	___
16325	Microracers Exhibition Ramp Car, 89 u	20	27	___
16326	Santa Fe Depressed Center Flatcar with cable reels, 91	16	21	___
16327	"The Big Top" Circus Gondola with canisters, 89 u	19	24	___
16328	NKP Gondola with cable reels, 90-91	17	23	___
16329	SP Flatcar with horses (027), 90-91	19	24	___
16330	MKT Flatcar with trailers, 91	25	30	___
16332	LL Depressed Center Flatcar with transformer, 91	28	33	___
16333	Frisco Bulkhead Flatcar with lumber, 91	17	22	___
16334	C&NW Flatcar Set ("16337, 16338") with trailers, 91	55	60	___
16335	NYC "Pacemaker" Flatcar with trailer (SSS), 91	46	65	___
16336	UP Gondola "6336" with canisters, 90-91 u	17	21	___
16339	Mickey's World Tour Gondola with canisters (027), 91, 92 u	17	21	___
16341	NYC Depressed Center Flatcar with transformer, 92	29	32	___
16342	CSX Gondola with coil covers, 92	18	23	___
16343	Burlington Gondola with coil covers, 92	20	23	___
16345/46	SP TTUX Flatcar Set with trailers, 92	55	65	___
16347	Ontario Northland Bulkhead Flatcar with pulp load, 92	22	26	___
16348	Erie Liquefied Petroleum Car, 92	23	25	___
16349	Allis Chalmers Condenser Car, 92	28	35	___
16350	CP Rail Bulkhead Flatcar with lumber, 91 u	20	29	___
16351	Flatcar with U.S. Navy submarine, 92	34	39	___
16352	U.S. Military Flatcar with cruise missile, 92	33	49	___
16353	B&M Gondola with coil covers, 91 u	33	39	___
16355	Burlington Gondola, 92, 93 u, 94-95	11	17	___
16356	MKT Depressed Center Flatcar with cable reels, 92	17	21	___
16357	L&N Flatcar with trailer, 92	24	31	___
16358	L&N Gondola with coil covers, 92	17	21	___
16359	Pacific Coast Gondola with coil covers (SSS), 92	33	38	___
16360	N&W Maxi-Stack Flatcar Set ("16361" and "16362") with containers, 93	44	55	___
16363	Southern TTUX Flatcar Set ("16364" and "16365") with trailers, 93	38	49	___
16367	Clinchfield Gondola with coil covers, 93	18	21	___
16368	MKT Liquid Oxygen Car, 93	21	22	___
16369	Amtrak Flatcar with wheel load, 92 u	19	28	___
16370	Amtrak Flatcar with rail load, 92 u	19	28	___

MODERN ERA 1970-2010

		Exc	Mint	Cond/S
16371	BN I-Beam Flatcar with load, 92 <i>u</i>	24	29	___
16372	Southern I-Beam Flatcar with load, 92 <i>u</i>	24	34	___
16373	Erie-Lackawanna Flatcar with stakes, 93	19	23	___
16374	D&RGW Flatcar with trailer, 93	25	28	___
16375	NYC Bulkhead Flatcar, 93-95	21	25	___
16376	UP Flatcar with trailer, 93-95	31	37	___
16378	Toys "R" Us Flatcar with trailer, 92-93 <i>u</i>	60	95	___
16379	NP Bulkhead Flatcar with pulp load, 93	16	23	___
16380	UP I-Beam Flatcar with load, 93	28	31	___
16381	CSX I-Beam Flatcar with load, 93	26	31	___
16382	Kansas City Southern Bulkhead Flatcar, 93	14	18	___
16383	Conrail Flatcar with trailer, 93	50	60	___
16384	Soo Line Gondola with cable reels, 93	14	19	___
16385	Soo Line Ore Car, 93	65	75	___
16386	SP Flatcar with lumber, 94	15	19	___
16387	KCS Gondola with coil covers, 94	13	16	___
16388	LV Gondola with canisters, 94	16	20	___
16389	PRR Flatcar with wheel load, 94	27	32	___
16390	Flatcar with water tank, 94	24	27	___
16391	Lionel Lines Gondola, 93 <i>u</i>		15	___
16392	Wabash Gondola with canisters (027), 93 <i>u</i> , 94	7	9	___
16393	Wisconsin Central Bulkhead Flatcar, 94	13	19	___
16394	Vermont Central Bulkhead Flatcar, 94	20	30	___
16395	CP Flatcar with rail load, 94	18	23	___
16396	Alaska Bulkhead Flatcar, 94	17	22	___
16397	Milwaukee Road I-Beam Flatcar with load, 94	30	34	___
16398	C&O Flatcar with trailer, 94	80	85	___
16399	Western Pacific I-Beam Flatcar with load, 94	31	35	___
16400	PRR Hopper (027), 88 <i>u</i> , 89	15	18	___
16402	Southern Quad Hopper with coal (SSS), 87	30	42	___
16406	CSX Quad Hopper with coal, 90	29	34	___
16407	B&M Covered Quad Hopper (SSS), 91	28	37	___
16408	UP Hopper "6408" (027), 90-91 <i>u</i>	17	21	___
16410	MKT Hopper (027), 92, 93 <i>u</i>	19	24	___
16411	L&N Quad Hopper with coal, 92	28	32	___
16412	C&NW Covered Quad Hopper, 94	16	21	___
16413	Clinchfield Quad Hopper with coal, 94	16	22	___
16414	CCC&StL Hopper (027), 94	18	25	___
16416	D&RGW Covered Quad Hopper, 95	16	20	___
16417	Wabash Quad Hopper with coal, 95	19	21	___
16418	C&NW Hopper with coal (027), 95	15	21	___
16419	Tennessee Central Hopper, 96		17	___
16420	WM Quad Hopper with coal (SSS), 95	30	34	___
16421	WM Quad Hopper with coal (SSS), 95	30	33	___
16422	WM Quad Hopper with coal (SSS), 95		33	___
16423	WM Quad Hopper with coal (SSS), 95		30	___

MODERN ERA 1970-2010

		Exc	Mint	Cond/S
16424	WM Covered Quad Hopper (SSS), 95	34	39	___
16425	WM Covered Quad Hopper (SSS), 95	25	29	___
16426	WM Covered Quad Hopper (SSS), 95	24	27	___
16427	WM Covered Quad Hopper (SSS), 95	27	30	___
16429	WM Quad Hopper with coal, set of 2		70	___
16430	Georgia Power Quad Hopper "82947" with coal, 95 <i>u</i>		105	___
16431	Lionel Corporation 2-bay Hopper "6456-1," 96		30	___
16432	Lionel Corporation 2-bay Hopper "6456-2," 96		17	___
16433	Lionel Corporation 2-bay Hopper "6456-3," 96		18	___
16434	LV 2-bay Hopper "6456," "TLDX," 97		25	___
16435	Virginian 2-bay Hopper "6456-1," 97		30	___
16436	N&W 2-bay Hopper "6456-2," 97		33	___
16437	C&O 2-bay Hopper "6456-3," 97		33	___
16438	Frisco 4-bay Covered Hopper "87538," 98		34	___
16439	Southern 4-bay Covered Hopper "77836," 98		34	___
16440	Alaska 2-bay Hopper "7100," 98-99		35	___
16441	New York Central 4-bay Hopper, 99		26	___
16442	Bethlehem Gondola "6462" (SSS), 99		40	___
16443	GN 2-bay Hopper "172364," 99-00		20	___
16444	CNJ 2-bay Hopper "643," 00		20	___
16445	Frisco 2-bay Hopper "93108," 00		20	___
16446	Burlington 2-bay Hopper, 00		20	___
16447	PRR Tuscan 2-bay Hopper, 00 <i>u</i>		30	___
16448	PRR Gray 2-bay Hopper, 00 <i>u</i>		30	___
16449	PRR Black 2-bay Hopper, 00 <i>u</i>		30	___
16450	PRR Green 2-bay Hopper, 00 <i>u</i>		30	___
16451	Lionel Mines 2-bay Hopper, 00 <i>u</i>		50	___
16453	SP 2-bay Hopper "460604," 01		15	___
16454	Bethlehem Steel Hopper "41025," 01		37	___
16455	Pioneer Seed 2-bay Hopper, 00 <i>u</i>		50	___
16456	B&O 2-bay Hopper, 01		20	___
16459	LV 2-bay Hopper "51102," 01		23	___
16460	Reading 2-bay Hopper "79636," 02		25	___
16463	Rio Grande Icebreaker Tunnel Car "18936," 02		32	___
16464	NYC Icebreaker Tunnel Car "X3200," 02		32	___
16465	WP 2-bay Hopper "100340," 03		19	___
16466	Pennsylvania Icebreaker Tunnel Car "16466," 03		33	___
16467	"Naughty and Nice" Hopper 2-pack, 02		60	___
16469	B&O Hopper "435351," 02		22	___
16470	"Naughty and Nice" Ore Car 2-pack, 03		43	___
16473	Rock Island Ore Car "99122," 03		18	___
16474	Alaska Ore Car "16474," 04		21	___
16475	Santa Fe Hopper "16475," 04		18	___

MODERN ERA 1970-2010

		Exc	Mint	Cond/S
16480	Lionelville Snow Transport Quad Hopper, 04		45	___
16482	Norfolk Southern Hopper, traditional, 05		27	___
16489	BNSF Ore Car, traditional, 05		15	___
16490	Sodor Mining Hopper, 05		35	___
16491	CNJ Hopper "60714," 06		30	___
16492	C&NW Ore Car "114023," 06		30	___
16493	Christmas Ice Breaker Car, 06		55	___
16500	Rock Island Bobber Caboose, 87-88	9	13	___
16501	Lehigh Valley SP-type Caboose, 87	19	24	___
16503	NYC Transfer Caboose, 87	16	22	___
16504	Southern N5c Caboose (SSS), 87	17	30	___
16505	Wabash SP-type Caboose, 88-91	10	15	___
16506	Santa Fe Bay Window Caboose, 88	18	24	___
16507	Mopar Express SP-type Caboose, 87-88 u	41	50	___
16508	Lionel Lines SP-type Caboose "6508," 89 u	13	17	___
16509	D&RGW SP-type Caboose (SSS), 89	19	24	___
16510	New Haven Bay Window Caboose, 89	25	30	___
16511	PRR Bobber Caboose, 88 u, 89	9	13	___
16513	Union Pacific SP-type Caboose, 89	14	21	___
16515	Lionel Lines SP-type Caboose, RailScope, 89	20	23	___
16516	Lehigh Valley SP-type Caboose, 90	15	26	___
16517	Atlantic Coast Line Bay Window Caboose, 90	22	26	___
16518	Chessie System Bay Window Caboose, 90	41	50	___
16519	Rock Island Transfer Caboose, 90	13	17	___
16520	"Welcome to the Show" Circus SP-type Caboose, 89 u	13	21	___
16521	PRR SP-type Caboose, 90-91	8	11	___
16522	"Chills & Thrills" Circus N5c Caboose, 90-91	10	15	___
16523	Alaska SP-type Caboose, 91	24	31	___
16524	Anheuser-Busch SP-type Caboose, 89-92 u	30	39	___
16525	D&H Bay Window Caboose (SSS), 91	30	39	___
16526	Kansas City Southern SP-type Caboose, 91	17	21	___
16528	UP SP-type Caboose "6528," 90-91 u	17	21	___
16529	Santa Fe SP-type Caboose "16829," 91	9	13	___
16530	Mickey's World Tour SP-type Caboose "16830," 91, 92 u	13	17	___
16531	Texas & Pacific SP-type Caboose, 92	18	23	___
16533	C&NW Bay Window Caboose, 92	29	41	___
16534	Delaware & Hudson SP-type Caboose, 92	14	19	___
16535	Erie-Lackawanna Bay Window Caboose, 91 u	42	50	___
16536	Chessie System SP-type Caboose, 92, 93 u, 94, 95 u		23	___
16537	MKT SP-type Caboose, 92, 93 u	17	21	___
16538	L&N Bay Window Caboose "1041," 92 u	29	33	___
16539	WP Steelside Caboose "539," smoke, SSS (std O), 92	50	55	___

MODERN ERA 1970-2010

Exc Mint Cond/S

16541	Montana Rail Link Extended Vision Caboose "10131" with smoke, 93	55	65	
16543	NYC SP-type Caboose, 93-95		20	
16544	Union Pacific SP-type Caboose, 93-95	22	26	
16546	Clinchfield SP-type Caboose, 93	22	26	
16547	"Happy Holidays" SP-type Caboose, 93-95	46	55	
16548	Conrail SP-type Caboose, 93	15	20	
16549	Soo Line Work Caboose, 93	18	26	
16550	U.S. Navy Searchlight Caboose, 94-95	17	21	
16551	Budweiser SP-type Caboose, 93-94 u	24	29	
16552	Frisco Searchlight Caboose, 94	23	26	
16553	United Auto Workers SP-type Caboose, 93 u		40	
16554	GT Extended Vision Caboose "79052," smoke, 94	40	47	
16555	C&O SP-type Caboose, 94	22	26	
16557	Ford SP-type Caboose, 94 u	19	24	
16558	Crayola SP-type Caboose, 94 u, 95	17	21	
16559	Seaboard Center Cupola Caboose "5658," 95	23	24	
16560	Chrysler Mopar Caboose, 94 u	22	24	
16561	UP Center Cupola Caboose "25766," 95	27	31	
16562	Reading Center Cupola Caboose, 95	25	29	
16563	Lionel Lines SP-type Caboose, 95	22	26	
16564	Western Maryland Center Cupola Caboose (SSS), 95	30	34	
16565	Milwaukee Road Bay Window Caboose, 95	50	60	
16566	U.S. Army SP-type Caboose "907," 95		28	
16568	ATSF SP-type Caboose, 96-99		23	
16571	Georgia Power SP-type Caboose "52789," 95 u		65	
16575	Sears Zenith SP-type Caboose, 95		35	
16577	U.S. Coast Guard Work Caboose, 96		26	
16578	Lionel Lines SP-type Caboose, 95 u		20	
16579	GM/AC Delco, SP-type Caboose, 95		35	
16580	SP-type Caboose, 96-99		11	
16581	UP Illuminated Caboose, 96		30	
16586	SP Illuminated Caboose "6357," 97		30	
16590	Dodge Motorsports SP-type Caboose "6950," 96		45	
16591	Little League Baseball SP-type Caboose "6397," 97		35	
16593	Lionel Belt Line Caboose "6257," 98		32	
16594	Caboose "6357," 98		34	
16600	Illinois Central Coal Dump Car, 88	14	23	
16601	Canadian National Searchlight Car, 88	19	24	
16602	Erie-Lackawanna Coal Dump Car, 87	16	26	
16603	Detroit Zoo Giraffe Car (027), 87	40	49	
16604	NYC Log Dump Car, 87	15	27	
16605	Bronx Zoo Giraffe Car (027), 88	39	44	
16606	Southern Searchlight Car, 87	13	21	

MODERN ERA 1970-2010

		Exc	Mint	Cond/S
16607	Southern Coal Dump Car "16707" (SSS), 87	18	26	___
16608	Lehigh Valley Searchlight Car, 87	22	30	___
16609	Lehigh Valley Derrick Car, 87	22	30	___
16610	Track Maintenance Car, 87-88	15	25	___
16611	Santa Fe Log Dump Car, 88	15	23	___
16612	Soo Line Log Dump Car, 89	14	24	___
16613	MKT Coal Dump Car, 89	17	26	___
16614	Reading Cop and Hobo Car (027), 89	24	25	___
16615	Lionel Lines Extension Searchlight Car, 89	20	28	___
16616	D&RGW Searchlight Car (SSS), 89	22	30	___
16617	C&NW Boxcar with ETD, 89	23	34	___
16618	Santa Fe Track Maintenance Car, 89	11	19	___
16619	Wabash Coal Dump Car, 90	14	25	___
16620	C&O Track Maintenance Car, 90-91	16	19	___
16621	Alaska Log Dump Car, 90	24	31	___
16622	CSX Boxcar with ETD, 90-91	20	28	___
16623	MKT DD Boxcar with ETD, 91	16	23	___
16624	NH Cop and Hobo Car (027), 90-91	23	31	___
16625	NYC Extension Searchlight Car, 90	22	30	___
16626	CSX Searchlight Car, 90	18	26	___
16627	CSX Log Dump Car, 90	19	23	___
16628	Cop and Hobo Circus Gondola, 90-91	36	43	___
16629	Operating Circus Elephant Car (027), 90-91	38	50	___
16630	SP Operating Cowboy Car (027), 90-91	22	26	___
16631	RI Boxcar, steam RailSounds, 90	110	130	___
16632	BN Boxcar, diesel RailSounds, 90	90	100	___
16634	WM Coal Dump Car, 91	26	32	___
16636	D&RGW Log Dump Car, 91	19	25	___
16637	WP Extension Searchlight Car, 91	27	30	___
16638	Operating Circus Animal Car (027), 91	50	55	___
16639	B&O Boxcar, steam RailSounds, 91	100	120	___
16640	Rutland Boxcar, diesel RailSounds, 91	100	120	___
16641	Toys "R" Us Giraffe Car (027), 90-91 <i>u</i>	45	65	___
16642	Mickey's World Tour Goofy Car (027), 91, 92 <i>u</i>	33	41	___
16644	Amtrak Crane Car, 91, 92 <i>u</i>	36	42	___
16645	Amtrak Searchlight Caboose, 91	27	30	___
16649	Railway Express Agency Boxcar, steam RailSounds, 92	110	140	___
16650	NYC "Pacemaker" Boxcar, diesel RailSounds, 92	100	135	___
16651	Operating Circus Clown Car (027), 92	34	38	___
16652	Radar Car, 92	25	29	___
16653	Western Pacific Crane Car (SSS), 92	44	60	___
16655	Steam Tender "1993," RailSounds, 93	115	140	___
16656	Burlington Log Dump Car, 92 <i>u</i>	18	25	___
16657	Lehigh Valley Coal Dump Car, 92 <i>u</i>	22	29	___
16658	Erie-Lackawanna Crane Car, 93	47	65	___

MODERN ERA 1970-2010

		Exc	Mint	Cond/S
16659	Union Pacific Searchlight Car, 93-95	15	18	___
16660	Fire Car with ladders, 93-94	28	33	___
16661	Flatcar with boat, 93	20	21	___
16662	Bugs Bunny and Yosemite Sam Outlaw Car (O27), 93-94	27	28	___
16663	Missouri Pacific Searchlight Car, 93	16	19	___
16664	L&N Coal Dump Car, 93	22	25	___
16665	Maine Central Log Dump Car, 93	23	27	___
16666	Toxic Waste Car, 93-94	25	32	___
16667	Conrail Searchlight Car, 93	27	30	___
16668	Ontario Northland Log Dump Car, 93	20	24	___
16669	Soo Line Searchlight Car, 93	17	21	___
16670	TV Car, 93-94	20	21	___
16673	Lionel Lines Tender, whistle, 94-97	33	42	___
16674	Pinkerton Animated Gondola, 94	28	32	___
16675	Great Northern Log Dump Car, 94	21	25	___
16676	Burlington Coal Dump Car, 94	23	28	___
16677	NATO Flatcar with Royal Navy submarine, 94	34	44	___
16678	Rock Island Searchlight Car, 94	21	23	___
16679	U.S. Mail Operating Boxcar, 94	45	50	___
16680	Cherry Picker Car, 94	25	29	___
16681	Aquarium Car, 95	45	50	___
16682	Lionelville Farms Operating Stock Car (O27), 94	23	27	___
16683	Los Angeles Zoo Elephant Car (O27), 94	22	26	___
16684	U.S. Navy Crane Car, 94-95	35	40	___
16685	Erie Extension Searchlight Car, 95	30	34	___
16686	Mickey Mouse Animated Boxcar, 95	28	35	___
16687	U.S. Mail Operating Boxcar, 94	29	37	___
16688	Fire Car with ladders, 94	34	45	___
16689	Toxic Waste Car, 94	29	32	___
16690	Bugs Bunny and Yosemite Sam Outlaw Car (O27), 94	30	34	___
16701	Southern Tool Car (SSS), 87	43	55	___
16702	Amtrak Bunk Car, 91, 92 u	25	27	___
16703	NYC Tool Car, 92	24	31	___
16704	TV Car, 94	27	29	___
16705	Chesapeake & Ohio Cop and Hobo Car, 95	28	34	___
16706	Animal Transport Service Giraffe Car, 95	27	30	___
16708	C&NW Track Maintenance Car, 95	24	31	___
16709	New York Central Derrick Car, 95	22	28	___
16710	U.S. Army Operating Missile Car, 95	40	42	___
16711	Pennsylvania Searchlight Car, 95	27	31	___
16712	Pinkerton Animated Gondola, 95	34	39	___
16715	ATSF Log Dump Car, 96-99		24	___
16717	Jersey Central Crane Car, 96		41	___
16718	USMC Missile Launching Flatcar, 96	36	37	___
16719	Exploding Boxcar, 96		38	___

MODERN ERA 1970-2010

		Exc	Mint	Cond/S
16720	Lionel Lines Searchlight Car "3650," 96-97		50	___
16724	Mickey and Friends Submarine Car, 96		39	___
16725	Rhino Transport Car, 97		31	___
16726	U.S. Army Fire Ladder Car, 96		43	___
16734	U.S. Coast Guard Searchlight Car, 96		30	___
16735	U.S. Coast Guard Flatcar with radar, 96	28	35	___
16736	U.S. Coast Guard Derrick Car, 96		34	___
16737	Road Runner and Wile E. Coyote Gondola "3444," 96		55	___
16738	Pepe LePew Boxcar "3370," 96		38	___
16739	Foghorn Leghorn Poultry Car "6434," 96		41	___
16740	Lionel Corporation Mail Car "3428," 96		37	___
16741	Union Pacific Illuminated Bunk Car, 97		25	___
16742	Trout Ranch Aquarium Car "3435," 96		32	___
16744	Port of Lionel City Searchlight Car, 97		30	___
16745	Port of Lionel City Flatcar with radar, 97		30	___
16746	Port of Lionel City Derrick Car, 97		30	___
16747	Breyer Animated Horse Car "6473," 97		34	___
16748	U.S. Forest Service Log-Dump Car "3361," 97		30	___
16749	Midget Mines Ore-Dump Car "3479," 97		36	___
16750	Lionel City Aquarium Car "3436," 97		32	___
16751	AIREX Sports Channel TV Car "3545," 97		25	___
16752	Marvin the Martian Missile Launching Flatcar "6655," 97	105	120	___
16754	Porky Pig and Instant Martians Flatcar "6805," 97	114	157	___
16755	Daffy Duck Animated Balloon Car "3470," 97	109	148	___
16760	Pluto and Cats Animated Gondola "3444," 97		55	___
16765	Bureau of Land Management Log Car "3351," 98		30	___
16766	Bureau of Land Management Ore Car "3479," 98		31	___
16767	New York Central Ice Docks Ice Car "6352," 98		47	___
16776	Holiday Boxcar, RailSounds, 98		65	___
16777	Animated Cola Car and Platform, 98		100	___
16782	Bethlehem Ore Dump Car "3479," 99		95	___
16783	Westside Lumber Log Dump Car "3351," 99		32	___
16784	Pratt's Hollow Seed Dump Car "3479," 99		36	___
16785	"Happy Holidays" Music Reefer "5700," 99		100	___
16789	Easter Operating Boxcar, 99		39	___
16790	UP Stock Car "3356," Crowsounds, 99		90	___
16791	New York City Lights Boxcar, 99		44	___
16792	Constellation Boxcar "9600," 99		37	___
16793	Animated Glow-in-the-Dark Alien Boxcar, 99		44	___
16794	Wicked Witch Halloween Boxcar, 99		46	___
16795	Elf Chasing Rudolph Gondola "6462," 99		55	___
16796	Snowman Loading Ice Car "6352," 99		55	___

MODERN ERA 1970-2010

		Exc	Mint	Cond/S
16805	Budweiser Malt Nutrine Reefer "3285," 91-92 <i>u</i>	68	95	___
16806	Toys "R" Us Boxcar, 92 <i>u</i>	21	25	___
16807	H.J. Heinz Reefer "301," 93	23	27	___
16808	Toys "R" Us Boxcar, 93 <i>u</i>	28	30	___
16817	Ambassador 1-D Tank Car, 00 <i>u</i>		154	___
16818	Engineer Award Tank Car, 00 <i>u</i>		690	___
16819	JLC Award Tank Car, 00 <i>u</i>		750	___
16820	Ambassador Boxcar, 00 <i>u</i>	300	495	___
16822	CSX Water Tower, 08		23	___
16824	O36 Command Control Switch, left hand (FasTrack), 09		110	___
16825	O36 Command Control Switch, right hand (FasTrack), 09		110	___
16826	O72 Command Control Switch, left hand (FasTrack), 09		120	___
16827	O72 Command Control Switch, right hand (FasTrack), 09		120	___
16828	O60 Command Control Switch, left hand (FasTrack), 09		120	___
16829	O60 Command Control Switch, right hand (FasTrack), 09		120	___
16830	O48 Command Control Switch, left hand (FasTrack), 09		120	___
16831	O48 Command Control Switch, right hand (FasTrack), 09		120	___
16832	O72 Command Control Wye Switch (FasTrack), 09		115	___
16834	O48 Half-Curved Track (FasTrack), 09		5	___
16835	O48 Quarter-Curved Track (FasTrack), 09		4	___
16841	Halloween Gateman, 09		80	___
16845	Bookstore, 09		60	___
16846	Burning Hobo Depot, 09		90	___
16848	Creature Comforts Pet Store, sound, 09		80	___
16849	Rotary Dumper with coal conveyor, CC, 09		600	___
16850	Operating Wind Turbine, 3-pack, 09		225	___
16854	MTA LIRR Blinking Billboard, 09		30	___
16855	MTA LIRR Illuminated Station Platform, 09		37	___
16856	MTA LIRR Passenger Station, 09		60	___
16859	Grand Central Terminal, 09		1500	___
16861	50,000-gallon Water Tank, 09		150	___
16868	Straight O Gauge Tunnel, 09		40	___
16901	Lionel Catalog Video, 91 <i>u</i>	17	21	___
16903	CP Bulkhead Flatcar with pulp load (SSS), 94	22	25	___
16904	NYC "Pacemaker" Flatcar Set with trailers, 94	55	60	___
16907	Flatcar with farm tractors, 94	27	33	___
16908	U.S. Navy Flatcar "04039" with submarine, 94-95	39	46	___
16909	U.S. Navy Gondola "16556" with canisters, 94-95	16	22	___

MODERN ERA 1970-2010

		Exc	Mint	Cond/S
16910	Missouri Pacific Flatcar with trailer, 94	22	27	___
16911	B&M Flatcar with trailer, 94	28	34	___
16912	CN Maxi-Stack Flatcar Set with containers, 94	70	75	___
16915	Lionel Lines Gondola (O27), 93-94 u	7	10	___
16916	Ford Flatcar with trailer, 94 u	38	45	___
16917	Crayola Gondola with crayons, 94 u, 95	8	9	___
16919	Chrysler Mopar Gondola with coil covers, 94-96	33	36	___
16922	Chesapeake & Ohio Flatcar with trailer, 95	25	31	___
16923	Intermodal Service Flatcar with wheel chocks, 95	15	22	___
16924	Lionel Corporation Flatcar "6424" with trailer, 96		24	___
16925	New York Central Flatcar with trailer, 95	65	85	___
16926	Frisco Flatcar with trailers, 95	24	31	___
16927	New York Central Flatcar with gondola, 95	17	22	___
16928	Soo Line Flatcar with dump bin (O27), 95	12	15	___
16929	BC Rail Gondola with cable reels, 95	21	25	___
16930	Santa Fe Flatcar with wheel load, 95	20	25	___
16932	Erie Flatcar with rail load, 95	17	22	___
16933	Lionel Lines Flatcar with autos, 95	23	25	___
16934	Pennsylvania Flatcar with Ertl road grader, 95	28	39	___
16935	UP Depressed Center Flatcar with Ertl bulldozer, 95	22	35	___
16936	Sealand Maxi-Stack Flatcar Set with containers, 95	70	85	___
16939	U.S. Navy Flatcar "04040" with boat, 95	25	31	___
16940	ATSF Flatcar with trailer, 96-99		40	___
16941	ATSF Flatcar with autos, 96-99		25	___
16943	Jersey Central Gondola, 96		18	___
16944	Georgia Power Depressed Center Flatcar "31438" with transformer, 95 u		50	___
16945	Georgia Power Depressed Center Flatcar "31950" with cable reels, 95 u		50	___
16946	C&O F9 Well Car "3840," 96		31	___
16951	Southern I-Beam Flatcar "9823" with load, 97		25	___
16952	U.S. Navy Flatcar with Ertl helicopter, 96		25	___
16953	NYC Flatcar with Red Wing Shoes trailer, 95 u	39	45	___
16954	NYC Flatcar "6424" with Ertl scraper, 96		30	___
16955	ATSF Flatcar with Ertl Challenger, 96		30	___
16956	Zenith Flatcar with trailer, 95 u		130	___
16957	Depressed Center Flatcar "6461" with Ertl Case tractor, 96		29	___
16958	Flatcar with Ertl New Holland loader, 96		26	___
16960	U.S. Coast Guard Flatcar with boat, 96		40	___
16961	GM/AC Delco Flatcar with trailer, 95		70	___
16963	Lionel Corporation Flatcar "6411," 96-97		34	___

MODERN ERA 1970-2010

		Exc	Mint	Cond/S
16964	Lionel Corporation Gondola "6462," 97		22	___
16965	Scout Flatcar "6424" with stakes, 96-97		20	___
16967	Depressed Center Flatcar "6461" with transformer, 96		21	___
16968	Depressed Center Flatcar "6461" with Ertl Helicopter, 96		35	___
16969	Flatcar "6411" with Beechcraft Bonanza, 96		33	___
16970	LA County Flatcar "6424" with motorized powerboat, 96		20	___
16971	Port of Lionel City Flatcar with boat, 97		35	___
16972	P&LE Gondola "6462," 97		22	___
16975	Well Car Doublestack Set, 97		75	___
16978	MILW Flatcar "6424" with P&H shovel, 97		43	___
16980	Speedy Gonzales Missile Flatcar "6823," 97		41	___
16982	BC Rail Bulkhead Flatcar "9823" with lumber, 97		28	___
16983	PRR F9 Well Car "6983" with cable reels, 97		39	___
16986	Sears Zenith Bulkhead Flatcar, 96 u		45	___
16987	Musco Lighting Bulkhead Flatcar, 97 u		35	___
16997	Lionel Lines Recovery Crane Car, 99		50	___
17002	Conrail 2-bay ACF Hopper (std O), 87	42	47	___
17003	Du Pont 2-bay ACF Hopper (std O), 90	39	45	___
17004	MKT 2-bay ACF Hopper (std O), 91	23	27	___
17005	Cargill 2-bay ACF Hopper (std O), 92	29	37	___
17006	Soo Line 2-bay ACF Hopper (std O, SSS), 93	31	36	___
17007	GN 2-bay ACF Hopper "173872" (std O), 94	26	31	___
17008	D&RGW 2-bay ACF Hopper "10009" (std O), 95		31	___
17009	New York Central 2-bay ACF Hopper, 96		37	___
17010	Govt. of Canada ACF 2-bay Covered Hopper "7000," 98		32	___
17011	NP ACF 2-bay Covered Hopper "75052," 98		44	___
17012	Govt. of Canada ACF 2-bay Covered Hopper "7001," 98		30	___
17013	NYC Graffiti 2-bay Covered Hopper "7000," 99		55	___
17014	Graffiti 2-bay Covered Hopper "7000" (std O), 99		45	___
17015	Corning 2-bay Hopper "90409" (std O), 01		40	___
17016	C&NW 2-bay Hopper "96644" (std O), 01		46	___
17017	Chessie System 2-bay Hopper "605527" (std O), 02		32	___
17018	Nickel Plate Road Offset Hopper "33074," 02		43	___
17019	Santa Fe Offset Hopper "78299," 02		43	___
17020	Frisco Offset Hopper "92092," 02		43	___
17021	NYC Offset Hopper "867999," 02		43	___
17022	Burlington 2-bay ACF Hopper "183925" (std O), 03		30	___
17023	BNSF 2-bay Hopper "409038" (std O), 04		30	___
17024	Reading Offset Hopper "81089" (std O), 03-04		43	___

MODERN ERA 1970-2010

		Exc	Mint	Cond/S
17025	C&O Offset Hopper "300027" (std O), 03-04		43	___
17026	D&H Offset Hopper "7215" (std O), 03-04		41	___
17027	IC Offset Hopper "92142" (std O), 03-04		49	___
17028	GE PS-2 2-bay Covered Hopper "326" (std O), 03-04		35	___
17029	CNJ PS-2 2-bay Covered Hopper "803" (std O), 03-04		35	___
17030	MILW PS-2 2-bay Covered Hopper "99708" (std O), 03-04		35	___
17031	SP PS-2 2-bay Covered Hopper "401306" (std O), 03-04		38	___
17038	Clinchfield PS-2 Covered Hopper, 05		70	___
17039	Boston & Maine PS-2 2-bay Covered Hopper, 05		55	___
17040	Norfolk & Western PS-2 2-bay Covered Hopper, 05		55	___
17041	Great Northern Offset Hopper, 05		60	___
17042	Green Bay & Western Offset Hopper, 05		60	___
17043	Baltimore & Ohio Offset Hopper, 05		60	___
17063	Santa Fe PS-2 2-bay Covered Hopper "82297" (std O), 06		55	___
17064	MKT PS-2 2-bay Covered Hopper "1311" (std O), 06		55	___
17065	Boraxo PS-2 2-bay Covered Hopper "31062" (std O), 06		55	___
17066	PRR PS-2 2-bay Covered Hopper "256177" (std O), 06		55	___
17067	Rock Island Offset Hopper "89500" with gravel (std O), 06		65	___
17068	CNJ Offset Hopper "61261" (std O), 06		65	___
17069	Maine Central Offset Hopper "3785" (std O), 06		65	___
17070	P&LE Offset Hopper "4990" (std O), 06		65	___
17083	C&O Offset Hopper "47386" (std O), 05		40	___
17100	Chessie System 3-bay ACF Hopper	49	85	___
17101	Chessie System 3-bay ACF Hopper (std O), 88	37	45	___
17102	Chessie System 3-bay ACF Hopper (std O), 88	35	41	___
17103	Chessie System 3-bay ACF Hopper (std O), 88	31	34	___
17104	Chessie System 3-bay ACF Hopper (std O), 88	38	46	___
17105	Chessie System 3-bay ACF Hopper (std O), 88	39	46	___
17107	Sinclair 3-bay ACF Hopper (std O), 89	50	55	___
17108	Santa Fe 3-bay ACF Hopper (std O), 90	42	48	___
17109	N&W 3-bay ACF Hopper (std O), 91	24	31	___
17110	UP Hopper with coal (std O), 91	24	30	___
17111	Reading Hopper with coal (std O), 91	23	28	___
17112	Erie-Lack. 3-bay ACF Hopper (std O), 92	24	34	___
17113	LV Hopper with coal (std O), 92-93	25	32	___
17114	Peabody Hopper with coal (std O), 92-93	26	30	___

MODERN ERA 1970-2010

		Exc	Mint	Cond/S
17118	Archer Daniels Midland 3-bay ACF Hopper "60029" (std O), 93	28	35	___
17120	CSX Hopper "295110" with coal (std O), 94	28	33	___
17121	ICG Hopper "72867" with coal (std O), 94	26	33	___
17122	RI 3-bay ACF Hopper "800200" (std O), 94	32	39	___
17123	Cargill Covered Grain Hopper "844304" (std O), 95	25	34	___
17124	Archer Daniels Midland 3-bay ACF Hopper "50224" (std O), 95	24	30	___
17127	Delaware & Hudson 3-bay Hopper, 96		34	___
17128	Chesapeake & Ohio 3-bay Hopper, 96		30	___
17129	WM 3-bay Hopper "9300" with coal (std O), 97		34	___
17132	PRR 3-bay ACF Hopper "260815," 98		40	___
17133	BNSF ACF 3-bay Covered Hopper "403698," 98		38	___
17134	BNSF 3-bay Covered Hopper "403698" (std O), 01		38	___
17135	BNSF ACF 3-bay Covered Hopper with ETD, 98		39	___
17137	Cargill 3-bay Covered Hopper "1219" (std O), 99		45	___
17138	Farmers Elevator 3-bay Covered Hopper (std O), 99		45	___
17139	"Grain Train" 3-bay Hopper "BLMR 1025," 99-00		39	___
17140	Virginian 3-bay Hopper 6-pack, "5260-5265," 99		230	___
17147	C&O 3-bay Hopper 6-pack, "156330-156335," 99		230	___
17154	Alberta Cylindrical Hopper "628373" (std O), 01		40	___
17155	Shell Cylindrical Hopper "3527" (std O), 01		40	___
17156	ACF Pressureaide 3-bay Hopper "59267" (std O), 01		27	___
17157	Wonder Bread "56670" 3-bay Hopper (std O), 01		40	___
17158	Conrail Coal Hopper "487739" (std O), 01		42	___
17159	N&W Coal Hopper "1776" (std O), 01		45	___
17163	C&O 3-bay Hopper (std O), 01		30	___
17170	General Mills 3-bay Covered Hopper (std O), 00 u		60	___
17171	Lionel Lion Cylindrical Hopper (std O), 01		45	___
17172	CP Rail Cylindrical Hopper "385206" (std O), 02		37	___
17173	Govt. of Canada Cylindrical Hopper "111031" (std O), 02		33	___
17174	GN 3-bay Hopper "171250" (std O), 02		33	___
17175	IC PS-2CD 4427 Covered Hopper "57031" (std O), 02		40	___
17176	Cargill PS-2CD 4427 Covered Hopper "2514" (std O), 02		46	___
17177	PS-2CD 4427 Covered Hopper "2500" (std O), 02		40	___

MODERN ERA 1970-2010

		Exc	Mint	Cond/S
17178	Santa Fe PS-2CD 4427 Covered Hopper "304774" (std O), 02		40	___
17179	Indianapolis Power & Light Coal Hopper "10074" (std O), 02		40	___
17180	Rock Island Coal Hopper "700665" (std O), 02		40	___
17181	NYC 4-bay ACF Centerflow Hopper "892138" (std O), 03		45	___
17182	Sigco Hybrids 4-bay ACF Centerflow Hopper "1100" (std O), 03		46	___
17183	C&O Hopper "156341" (std O), 01		30	___
17184	Virginian Hopper "5271" (std O), 01		30	___
17185	LLCX Bathtub Gondola "877900" (std O), 01		36	___
17186	Cannonaide 4-bay ACF Centerflow Hopper "96169" (std O), 03		40	___
17187	Rio Grande 4-bay ACF Centerflow Hopper "15521" (std O), 03		40	___
17188	Govt. of Canada 3-bay Cylindrical Hopper (std O), 03		48	___
17189	Saskatchewan Grain 3-bay Cylindrical Hopper (std O), 03		48	___
17190	Soo/CP 3-bay ACF Hopper "119303" (std O), 03		37	___
17191	BN PS-2CD 4427 Hopper "450669" (std O), 03-04		45	___
17192	Lehigh Valley PS-2CD 4427 Hopper "51118" (std O), 03-04		40	___
17193	Chessie System/WM PS-2CD 4427 Hopper "4673" (std O), 03-04		30	___
17194	MKT PS-2CD 4427 Hopper "1122" (std O), 03-04		40	___
17195	L&N 3-bay Hopper "240850" (std O), 04		40	___
17196	Firestone 4-bay Hopper "53240" (std O), 04		40	___
17197	Diamond Chemicals 4-bay Hopper "53286" (std O), 04		40	___
17198	Hercules 4-bay Hopper "50503" (std O), 04		40	___
17199	Conrail 4-bay Hopper "888367" (std O), 04		46	___
17200	Canadian Pacific Boxcar (std O), 89	46	47	___
17201	Conrail Boxcar (std O), 87	33	38	___
17202	Santa Fe Boxcar (std O), diesel RailSounds, 90	80	85	___
17203	Cotton Belt DD Boxcar (std O), 91	33	38	___
17204	Missouri Pacific DD Boxcar (std O), 91	27	30	___
17207	C&IM DD Boxcar (std O), 92	36	42	___
17208	Union Pacific DD Boxcar (std O), 92	35	40	___
17209	B&O DD Boxcar "296000" (std O), 93	37	43	___
17210	Chicago & Illinois Midland Boxcar "16021" (std O), 92 u	30	39	___
17211	Chicago & Illinois Midland Boxcar "16022" (std O), 92 u	30	39	___
17212	Chicago & Illinois Midland Boxcar "16023" (std O), 92 u	24	31	___
17213	Susquehanna Boxcar "501" (std O), 93	28	31	___

MODERN ERA 1970-2010

		Exc	Mint	Cond/S
17214	Railbox Boxcar (std O), diesel RailSounds, 93	75	85	___
17216	PRR DD Boxcar "60155" (std O), 94	34	38	___
17217	New Haven "State of Maine" Boxcar "45003" (std O), 95	28	35	___
17218	BAR "State of Maine" Boxcar "2184" (std O), 95	23	36	___
17219	Tazmanian Devil 40th Birthday Boxcar (std O), 95	37	48	___
17220	Pennsylvania Boxcar (std O), 96		23	___
17221	NYC Boxcar (std O), 96		34	___
17222	Western Pacific Boxcar (std O), 96	28	34	___
17223	Milwaukee Road DD Boxcar (std O), 96		34	___
17224	Central of Georgia Boxcar "9464-197" (std O), 97	15	29	___
17225	Penn Central Boxcar "9464-297" (std O), 97	13	26	___
17226	Milwaukee Road Boxcar "9464-397" (std O), 97		23	___
17227	UP DD Boxcar "9200" (std O), 97		35	___
17231	Wisconsin Central DD Boxcar "9200" with auto frames, 98		40	___
17232	SP/UP Merger DD Boxcar "9200," 98		33	___
17233	Western Pacific Boxcar "9464-198," 98		27	___
17234	Port Huron & Detroit Boxcar "9464-298," 98		33	___
17235	Boston & Maine Boxcar "9464-398," 98		41	___
17239	ATSF "Texas Chief" Boxcar "9464-1," 97		50	___
17240	ATSF "Super Chief" Boxcar "9464-2," 97		50	___
17241	ATSF "El Capitan" Boxcar "9464-3," 97		50	___
17242	ATSF "Grand Canyon" Boxcar "9464-4," 97		60	___
17243	NP Boxcar "8722," 98		48	___
17244	Santa Fe "Chief" Boxcar, 98		37	___
17245	C&O Boxcar with Chessie kitten, 98		44	___
17246	NYC "Pacemaker" Rolling Stock 4-pack, 98		200	___
17247	NYC 9464 Boxcar "174940," 98		135	___
17248	NYC 9464 Boxcar "174945," 98		115	___
17249	NYC 9464 Boxcar "174949," 98		100	___
17250	UP Boxcar "507406" (std O), 99		45	___
17251	BNSF Boxcar "103277," 99		41	___
17252	NS Boxcar "564824" (std O), 99		41	___
17253	CSX Boxcar "141756" (std O), 99		35	___
17254	UP Boxcar "551967" (std O), 99		42	___
17257	Atlantic Coast Line Boxcar "28809" (std O), 99		36	___
17258	D&H 9464 Boxcar "29055" std O, 99		41	___
17259	MKT 9464 Boxcar "1422" (std O), 99		34	___
17260	CP Rail 9464 Boxcar "286138" (std O), silver, 00		45	___
17261	CP Rail 9464 Boxcar "85154," green, 00		44	___
17262	CP Rail 9464 Boxcar "56776," red (std O), 00		48	___
17263	NYC Boxcar "45725" (std O), 00		46	___

MODERN ERA 1970-2010

		Exc	Mint	Cond/S
17264	C&O Boxcar "6054" (std O), 00		44	___
17265	U.S. Army Boxcar (std O), 00		35	___
17266	Monon Boxcar "911" (std O), 00		45	___
17268	C&O 9464 Boxcar "12700" (std O), 01		44	___
17269	Western Maryland 9464 Boxcar "29140" (std O), 01		44	___
17270	B&O "Time-Saver" 9464 Boxcar "467439" (std O), 01		42	___
17271	"The Rock" Boxcar "300324" (std O), 01		37	___
17272	Railbox Boxcar "15150" (std O), 01		27	___
17273	DT&I DD Boxcar "26852" (std O), 01		44	___
17274	Soo Line DD Boxcar "177587" (std O), 01		42	___
17275	NYC PS-1 Boxcar "175008" (std O), 02		43	___
17276	Cotton Belt PS-1 Boxcar "75000" (std O), 02		44	___
17277	Rio Grande PS-1 Boxcar "69676" (std O), 02		40	___
17278	WP PS-1 Boxcar "1953" (std O), 02		44	___
17279	Ontario Northland Boxcar "7428" (std O), 02		40	___
17280	Santa Fe Boxcar "600194" with auto frames (std O), 02		45	___
17281	PRR DD Boxcar "83158" (std O), 04		42	___
17282	UP DD Boxcar "160300" (std O), 04		42	___
17283	GM&O DD Boxcar "9077" (std O), 04		41	___
17284	Erie DD Boxcar "66000" (std O), 04		41	___
17285	CSX Big Blue Boxcar "151296" (std O), 03		36	___
17287	BAR Boxcar "5976" (std O), 03		35	___
17288	NYC PS-1 Boxcar "175012" (std O), 03-04		38	___
17289	GN PS-1 Boxcar "18485" (std O), 03		40	___
17290	Seaboard PS-1 Boxcar "24452" (std O), 03-04		42	___
17291	RI PS-1 Boxcar "21110" (std O), 03-04		42	___
17292	B&M PS-1 Boxcar "76182" (std O), 04		34	___
17293	IC PS-1 Boxcar "400666" (std O), 04		40	___
17294	TP&W PS-1 Boxcar "5036" (std O), 04		36	___
17295	Santa Fe PS-1 Boxcar "276749" (std O), 04		40	___
17297	UP PS-1 Boxcar, 03		100	___
17300	Canadian Pacific Reefer (std O), 89	28	33	___
17301	Conrail Reefer (std O), 87	35	42	___
17302	Santa Fe Reefer with ETD (std O), 90	35	41	___
17303	C&O Reefer "7890" (std O), 93	23	30	___
17304	Wabash Reefer "26269" (std O), 94	29	37	___
17305	Pacific Fruit Express Reefer "459400" (std O), 94	27	40	___
17306	Pacific Fruit Express Reefer "459401" (std O), 94	19	27	___
17307	Tropicana Reefer "300" (std O), 95	44	65	___
17308	Tropicana Reefer "301" (std O), 95	22	35	___
17309	Tropicana Reefer "302" (std O), 95	21	29	___
17310	Tropicana Reefer "303" (std O), 95	20	27	___
17311	REA Reefer (std O), 96	28	30	___

MODERN ERA 1970-2010

		Exc	Mint	Cond/S
17314	PFE Reefer "9800-198," 98		42	___
17315	PFE Reefer "9800-298," 98		39	___
17316	NP Reefer "98583," 98		50	___
17317	PRR Reefer FGE "91904," 98		36	___
17318	UP Reefer "170650" (std O), 99		47	___
17319	PFE Reefer 6-pack (std O), 01		300	___
17331	Hood's General American Milk Car "802" (std O), 02		100	___
17332	Pfaudler General American Milk Car "501" (std O), 02		70	___
17334	REA General American Milk Car "1741" (std O), 02		100	___
17335	New Haven General American Milk Car "102" (std O), 02		75	___
17336	PFE Steel-sided Reefer "17760" (std O), 03		45	___
17337	CN Steel-sided Reefer "209712" (std O), 03		38	___
17338	Merchants Dispatch Transit Steel-sided Reefer "12322" (std O), 03		39	___
17339	Burlington Steel-sided Reefer "74825" (std O), 03		45	___
17340	White Bros. General American Milk Car "891" (std O), 03		44	___
17341	Dairymen's League General American Milk Car "779" (std O), 03		43	___
17342	Miller Beer Steel-sided Reefer (std O), 03 u		50	___
17343	Miller Beer Steel-sided Reefer (std O), 03 u		55	___
17349	NYC General American Milk Car "6581" (std O), 03 u		42	___
17350	Hood's General American Milk Car "503" (std O), 03 u		45	___
17351	Santa Fe Steel-sided Reefer "3526" (std O), 04		43	___
17352	PFE Steel-sided Reefer "20043" (std O), 04		40	___
17353	Needham Packing Steel-sided Reefer "60507" (std O), 04		44	___
17354	Swift Steel-sided Reefer "15392" (std O), 04		42	___
17355	Hood's Steel-sided Reefer "550" (std O), 04		43	___
17356	Nestle Nesquik Steel-sided Reefer (std O), 04		44	___
17357	Borden's Steel-sided Reefer "522" (std O), 04		47	___
17358	Fairfield Farms Steel-sided Reefer (std O), 04		44	___
17360	Hood's General American Milk Car "810" (std O), 03		46	___
17361	Hood's General American Milk Car "811" (std O), 03		43	___
17362	Pfaudler General American Milk Car "502" (std O), 03		47	___
17363	Pfaudler General American Milk Car "503" (std O), 03		40	___
17364	REA General American Milk Car "1742" (std O), 03		38	___
17365	REA General American Milk Car "1743" (std O), 03		44	___

MODERN ERA 1970-2010

		Exc	Mint	Cond/S
17366	NH General American Milk Car "103" (std O), 03		43	___
17367	NH General American Milk Car "104" (std O), 03		47	___
17368	White Brothers General American Milk Car "892" (std O), 03		43	___
17369	White Brothers General American Milk Car "893" (std O), 03		47	___
17370	Dairymen's League General American Milk Car "780" (std O), 03		47	___
17371	Dairymen's League Milk Car "781" (std O), 03		47	___
17372	NYC General American Milk Car "6582" (std O), 03		47	___
17373	NYC General American Milk Car "6583" (std O), 03		40	___
17374	Hood's General American Milk Car "504" (std O), 03		43	___
17375	Hood's General American Milk Car "505" (std O), 03		47	___
17377	Railway Express Operating Milk Car "302" (std O), 05		260	___
17378	Supplee General American Milk Car (std O), 05		63	___
17379	NP Steel-sided Reefer "91353" (std O), 05		60	___
17380	PFE Silver Steel-sided Reefer "45698" (std O), 05		60	___
17381	North Western Steel-sided Reefer "751" (std O), 05		40	___
17397	PFE Steel-sided Reefer "47767" (std O), 05		45	___
17398	A&P General American Milk Car "737" (std O), 06		65	___
17399	Bowman Dairy General American Milk Car "117" (std O), 06		65	___
17400	CP Rail Gondola with coal (std O), 89	30	34	___
17401	Conrail Gondola with coal (std O), 87	24	26	___
17402	Santa Fe Gondola with coal (std O), 90	19	25	___
17403	Chessie System Gondola "371629" with coil covers (std O), 93	24	25	___
17404	ICG Gondola "245998" with coil covers (std O), 93	34	39	___
17405	Reading Gondola "24876" with coil covers (std O), 94	27	31	___
17406	PRR Gondola "385405" with coil covers (std O), 95	37	42	___
17407	NKP Gondola with scrap load, 96		24	___
17408	Cotton Belt Gondola "9820" with scrap load (std O), 97		32	___
17410	UP Gondola "903004" with scrap load (std O), 99		30	___
17412	Gondola, blue, online store, 98		20	___
17413	Service Center Gondola with parts load (SSS), 00		24	___
17414	Nickel Plate PS-5 Gondola "44801" (std O), 01-02		40	___

MODERN ERA 1970-2010

		Exc	Mint	Cond/S
17415	Frisco PS-5 Gondola "61878" (std O), 01-02		35	___
17416	D&H Gondola "14011" with scrap load (std O), 01		33	___
17417	BN Rotary Bathtub Gondola 3-pack, 01		140	___
17421	CSX Rotary Bathtub Gondola 3-pack, 01		135	___
17425	Western Maryland PS-5 Gondola "354903" (std O), 01-02		36	___
17426	Maine Central PS-5 Gondola "1116" (std O), 01-02		40	___
17427	CSX Rotary Bathtub Gondola Add-on Unit (std O), 02		47	___
17428	BN Rotary Bathtub Gondola Add-on Unit (std O), 02		42	___
17429	Conrail Rotary Bathtub Gondola 3-pack (std O), 02-03		115	___
17433	BNSF Rotary Bathtub Gondola 3-pack (std O), 02-03		145	___
17439	UP PS-5 Gondola "229606" (std O), 03		35	___
17440	Algoma Central PS-5 Gondola "801" (std O), 03		32	___
17441	Conrail Rotary Bathtub Gondola "507673" (std O), 03		39	___
17442	BNSF Rotary Bathtub Gondola "668330" (std O), 03		46	___
17443	NS Rotary Bathtub Gondola 3-pack (std O), 03		90	___
17447	UP Rotary Bathtub Gondola 3-pack (std O), 03		100	___
17457	GN PS-5 Gondola "72839" (std O), 03		35	___
17458	Reading PS-5 Gondola "33267" (std O), 03		35	___
17459	CP Rail PS-5 Gondola "338966" (std O), 04		35	___
17460	NYC PS-5 Gondola "749592" (std O), 04		40	___
17461	Pennsylvania PS-5 Gondola "374256" (std O), 04		36	___
17462	Santa Fe PS-5 Gondola "167340" (std O), 04		35	___
17463	NS Bathtub Gondola "10303" (std O), 04		40	___
17464	UP Bathtub Gondola "28100" (std O), 04		35	___
17465	CP Rail Bathtub Gondola 3-pack (std O), 04		105	___
17470	CP Rail Bathtub Gondola, 05		50	___
17471	Burlington PS-5 Gondola with covers (std O), 05		44	___
17472	New Haven PS-5 Gondola with covers (std O), 05		53	___
17473	NYC PS-5 Gondola "502351" (std O), 06-07		65	___
17474	D&H PS-5 Gondola "13816" (std O), 06-07		65	___
17475	Koppers PS-5 Gondola "213" (std O), 06-07		65	___
17477	L&N PS-5 Gondola "170012" (std O), 06-07		65	___
17478	N&W PS-5 Gondola "275005" with containers (std O), 08		70	___
17479	LV PS-5 Gondola "33455" with containers (std O), 08		70	___

MODERN ERA 1970-2010

		Exc	Mint	Cond/S
17480	RI PS-5 Gondola with coke containers (std O), 08-09		70	___
17488	UP Bathtub Gondola 3-pack (std O), 09		190	___
17500	CP Flatcar with logs (std O), 89	27	29	___
17501	Conrail Flatcar with stakes (std O), 87	37	45	___
17502	Santa Fe Flatcar with trailer (std O), 90	70	75	___
17503	NS Flatcar with trailer (std O), 92	55	65	___
17504	NS Flatcar with trailer (std O), 92	55	65	___
17505	NS Flatcar with trailer (std O), 92	50	55	___
17506	NS Flatcar with trailer (std O), 92	46	55	___
17507	NS Flatcar with trailer (std O), 92	50	55	___
17510	NP Flatcar "61200" with logs (std O), 94	31	36	___
17511	WM Flatcar with logs, set of 3 (std O), 95		145	___
17512	WM Flatcar with logs (std O), 95	35	41	___
17513	WM Flatcar with logs (std O), 95	43	50	___
17514	WM Flatcar with logs (std O), 95	39	45	___
17515	Norfolk Southern Flatcar with tractors (std O), 95	24	42	___
17516	T&P Flatcar "9823" with 2 Beechcraft Bonanzas (std O), 97		50	___
17517	WP Flatcar "9823" with Ertl Caterpillar frontloader (std O), 97		39	___
17518	PRR Flatcar "9823" with 2 Corgi Mack trucks (std O), 97	49	50	___
17522	Flatcar with Plymouth Prowler, 98		41	___
17527	Flatcar with 2 Dodge Vipers, 98		38	___
17529	ATSF Flatcar "90010" with Ford milk truck, 99		55	___
17533	MTTX Ford Flatcar with auto frames, 99		38	___
17534	Diamond T Flatcar with Mack trucks "9823," 99		55	___
17536	Route 66 Flatcar "9823-3" with 2 luxury coupes, 99		37	___
17537	Route 66 Flatcar "9823-4" with 2 touring coupes, 99		32	___
17538	NYC Flatcar with Ford tow truck, 99		43	___
17539	Flatcar "9823" with 2 Corvettes (std O), 99		70	___
17540	Flatcar "9823" with 2 Corvettes (std O), 99		70	___
17546	LL Recovery Flatcar "6424" with rail load, 99		50	___
17547	Lionel Lines Recovery Flatcar "6429" with machinery, 99		50	___
17548	Route 66 Flatcar "9823-6" with 2 luxury coupes, 99		42	___
17549	Route 66 Flatcar "9823-5" with station wagon and trailer, 99		42	___
17550	BN Center Beam Flatcar "6216" with lumber (std O), 99		39	___
17551	NYC Flatcar with NYC pickups "499," 99		49	___
17553	Trailer Train Flatcar "98102" with combine (std O), 99		125	___
17554	GN Flatcar "61042" with logs, 00		32	___
17555	Ford Mustang Flatcar with 2 cars (std O), 01		NRS	___

MODERN ERA 1970-2010

		Exc	Mint	Cond/S
17556	Ford Mustang Flatcar with 2 cars (std O), 01		NRS	___
17557	Route 66 Flatcar "9823-7" with black sedans, 99-00		39	___
17558	Route 66 Flatcar "9823-8" with brown sedans, 99		39	___
17559	Route 66 Flatcar "9823-9" with 2 wagons (std O), 01		40	___
17560	Route 66 Flatcar "9823-10" with 2 sedans (std O), 01		40	___
17563	Santa Fe Flatcar "90011" with pickup trucks (std O), 01		49	___
17564	West Side Lumber Shay Log Car 3-pack #2 (std O), 01		95	___
17568	PRR Flatcar "470333" with pickup trucks (std O), 02		50	___
17571	UP Flatcar "909231" with pickup trucks (std O), 03		50	___
17572	Pioneer Seed Flatcar with pedal cars, 02 u		190	___
17573	WM PS-4 Flatcar "2631" (std O), 03		35	___
17574	Santa Fe PS-4 Flatcar "90081" (std O), 03		35	___
17575	NYC PS-4 Flatcar "506098" (std O), 03		40	___
17576	Ontario Northland PS-4 Flatcar "2020" (std O), 03		35	___
17577	B&O PS-4 Flatcar "8651" (std O), 04		35	___
17578	B&M PS-4 Flatcar "34007" (std O), 04		35	___
17579	Milwaukee Road PS-4 Flatcar "64073" (std O), 04		35	___
17580	UP PS-4 Flatcar "54603" (std O), 04		35	___
17581	GN Flatcar "X4168" with pickup trucks (std O), 04		42	___
17582	PRR PS-4 Flatcar "469617" with trailers (std O), 05		110	___
17583	GN PS-4 Flatcar with trailers, 05		80	___
17584	SP PS-4 Flatcar with trailers, 05		80	___
17585	C&O PS-4 Flatcar "81000" with trailers (std O), 05		80	___
17586	BN Husky Stack Car "63322" (std O), 05		80	___
17587	SP Husky Stack Car "513915" (std O), 05		80	___
17588	CSX Husky Stack Car "620350" (std O), 05		80	___
17589	TTX Trailer Train Husky Stack Car "456249" (std O), 05		65	___
17600	NYC Wood-sided Caboose (std O), 87 u	46	55	___
17601	Southern Wood-sided Caboose (std O), 88	35	42	___
17602	Conrail Wood-sided Caboose (std O), 87	65	75	___
17603	RI Wood-sided Caboose (std O), 88	19	38	___
17604	Lackawanna Wood-sided Caboose (std O), 88	42	55	___
17605	Reading Wood-sided Caboose (std O), 89	34	37	___
17606	NYC Steel-sided Caboose, smoke (std O), 90	49	65	___
17607	Reading Steel-sided Caboose, smoke (std O), 90	55	65	___
17608	C&O Steel-sided Caboose, smoke (std O), 91	46	55	___

MODERN ERA 1970-2010

		Exc	Mint	Cond/S
17610	Wabash Steel-sided Caboose, smoke (std O), 91	39	55	—
17611	NYC Wood-sided Caboose "6003" (std O), 90 u	40	55	—
17612	NKP Steel-sided Caboose, smoke (FF 6), 92	60	65	—
17613	Southern Steel-sided Caboose "7613," smoke (std O), 92	60	65	—
17615	NP Wood-sided Caboose, smoke (std O), 92	65	70	—
17617	D&RGW Steel-sided Caboose (std O), 95	50	55	—
17618	Frisco Wood-sided Caboose (std O), 95	65	75	—
17620	NP Wood-sided Caboose "1746," 98		70	—
17623	Farmrail Extended Vision Caboose, 99		65	—
17624	Conrail Extended Vision Caboose "6900," 99		43	—
17625	Burlington Northern Steel-sided Caboose "7606," 99		65	—
17626	Service Center Extended Vision Caboose (SSS), 00		29	—
17627	C&O Extended Vision Caboose, 01		65	—
17628	BNSF Extended Vision Caboose, 01		65	—
17629	Santa Fe Extended Vision Caboose, 01		80	—
17630	UP Extended Vision Caboose, 01		85	—
17631	Virginian Bay Window Caboose, 01		85	—
17632	CSX Bay Window Caboose, 01		75	—
17633	NYC Bay Window Caboose, 01		90	—
17634	Delaware & Hudson Bay Window Caboose, 01		75	—
17635	100th Anniversary Die-cast Gold Caboose, 00		345	—
17636	NYC Die-cast Caboose "18096," 00-01		100	—
17637	NYC "Quicker via Peoria" Die-cast Caboose, 00		135	—
17638	RI Extended Vision Caboose "17011" (std O), 02		55	—
17639	Chessie Extended Vision Caboose "3322" (std O), 02		55	—
17640	CP Extended Vision Caboose "434604" (std O), 02		57	—
17641	Soo Line Extended Vision Caboose "2" (std O), 02		55	—
17642	Conrail Bay Window Caboose "21023" (std O), 02		65	—
17643	NKP Bay Window Caboose "480" (std O), 02		60	—
17644	Erie Bay Window Caboose "C307," (std O), 02		55	—
17645	N&W Bay Window Caboose "C-6," (std O), 02		55	—
17646	UP Bay Window Caboose "24555," (std O), 02		65	—
17647	B&O Caboose "C-2820" (std O), 03-04		65	—
17648	Chessie System Caboose "C-2800" (std O), 03-04		75	—
17649	Lionel Lines Caboose "7649" (std O), 03-04		65	—
17650	Rio Grande Extended Vision Caboose "01500" (std O), 03		65	—

MODERN ERA 1970-2010

		Exc	Mint	Cond/S
17651	BN Extended Vision Caboose "10531" (std O), 03-05		80	___
17652	NYC Bay Window Caboose "20200" (std O), 03		75	___
17653	SP Bay Window Caboose "1337" (std O), 03		65	___
17654	Alaska Extended Vision Caboose "989" (std O), 03		75	___
17655	WP Bay Window Caboose "448" (std O), 03-04		75	___
17658	Burlington Extended Vision Caboose "13611" (std O), 04		70	___
17659	CN Extended Vision Caboose "79646" (std O), 04		70	___
17660	Seaboard Extended Vision Caboose "5700" (std O), 04		65	___
17661	C&NW Bay Window Caboose "10871" (std O), 04		65	___
17662	PC Bay Window Caboose "21001" (std O), 04		65	___
17663	Southern Bay Window Caboose "X546" (std O), 04		65	___
17664	B&O Caboose "C-2824" (std O), 03-04		65	___
17665	Chessie System Caboose "C-2802" (std O), 03-04		75	___
17669	NYC Bay Window Caboose, smoke, 05		85	___
17670	CP Rail Bay Window Caboose, smoke, 05		85	___
17671	Burlington Northern Extended Vision Caboose, 05		85	___
17672	GN Extended Vision Caboose "X-106" (std O), 05		85	___
17673	Santa Fe Extended Vision Caboose, 05		85	___
17674	Reading Extended Vision Caboose "94119" (std O), 05		75	___
17675	Rio Grande Extended Vision Caboose "01507" (std O), 06		90	___
17676	NYC Bay Window Caboose "20300," 07		60	___
17677	Erie-Lack. Bay Window Caboose "C359" (std O), 06		90	___
17678	B&O I-12 Caboose "C2421" (std O), 06		90	___
17679	Long Island Bay Window Caboose "C-62" (std O), 06		90	___
17682	Reading Northeastern Caboose "92841" (std O), 06-07		85	___
17683	Chessie System Northeastern Caboose "1893" (std O), 07		85	___
17684	Conrail Northeastern Caboose "18873" (std O), 07		85	___
17685	Jersey Central Northeastern Caboose "91533" (std O), 07		85	___
17690	UP CA-4 Caboose "3826" (std O), 06		90	___
17691	UP CA-4 Caboose "25103" (std O), 06		90	___
17692	LL CA-4 B22 Caboose "7629" (std O), 06		90	___
17693	Chessie Extended Vision Caboose "3285" (std O), 06		90	___

MODERN ERA 1970-2010

		Exc	Mint	Cond/S
17694	NS Extended Vision Caboose "555582" (std O), 06		90	___
17695	Alaska I-12 Caboose "1001" (std O), 06		90	___
17696	CP Bay Window Caboose "437266" (std O), 06		90	___
17697	CN Extended Vision Caboose "78128" (std O), 06		90	___
17699	UP Ca-4 Caboose "25193" (std O), 07		90	___
17700	UP ACF 40-ton Stock Car "47456" (std O), 01-02		85	___
17701	Rio Grande ACF 40-ton Stock Car "39269" (std O), 01-02		60	___
17702	CP ACF 40-ton Stock Car "277083" (std O), 01-02		75	___
17703	NYC ACF 40-ton Stock Car "23334" (std O), 01-02		85	___
17704	B&O ACF 40-ton Stock Car "110234" (std O), 02		40	___
17705	CB&Q ACF 40-ton Stock Car "52886" (std O), 02		40	___
17707	PRR ARF 40-ton Stock Car "128994" (std O), 03		35	___
17708	CP Rail ACF 40-ton Stock Car "277313" (std O), 03		38	___
17709	UP Stock Car "48154" (std O), 04		45	___
17710	Great Northern Stock Car "56385" (std O), 04		40	___
17711	C&O ACF 40-ton Stock Car "95237" (std O), 06		60	___
17712	N&W ACF 40-ton Stock Car "33000" (std O), 06		60	___
17713	MKT ACF 40-ton Stock Car "47150" (std O), 06		60	___
17714	CN 40-ton Stock Car "172755" (std O), 06		60	___
17715	MP 40-ton Stock Car "52428" (std O), 06		60	___
17716	CGW 40-ton Stock Car "838," 08		60	___
17717	UP 40-ton Stock Car "48217," 08		60	___
17719	C&BQ ACF Stock Car "52925" (std O), 09		70	___
17800	Ontario Northland Ore Car "6126," 00		30	___
17801	CN Ore Car "345165," 00		37	___
17802	CP Ore Car "377249," 00		28	___
17803	DMIR Ore Car "51456," 00		30	___
17804	UP Ore Car "8023," 01		29	___
17805	CP Rail Ore Car "377238," 01		29	___
17806	UP Ore Car "27250," 03		30	___
17807	BN Ore Car "95887," 02		28	___
17900	Santa Fe Unibody Tank Car (std O), 90	37	46	___
17901	Chevron Unibody Tank Car (std O), 90	22	26	___
17902	NJ Zinc Unibody Tank Car (std O), 91	26	34	___
17903	Conoco Unibody Tank Car (std O), 91	24	29	___
17904	Texaco Unibody Tank Car (std O), 92	29	39	___

MODERN ERA 1970-2010

		Exc	Mint	Cond/S
17905	Archer Daniels Midland Unibody Tank Car (std O), 92	26	32	—
17906	SCM Unibody Tank Car "78286" (std O), 93	47	55	—
17908	Marathon Oil Unibody Tank Car (std O), 95	44	50	—
17909	Hooker Chemicals Unibody Tank Car (std O), 96		55	—
17910	Sunoco Unibody Tank Car "7900," 97		37	—
17913	J.M. Huber Tank Car, 98		29	—
17914	Englehard Tank Car, 98		36	—
17915	Gulf Unibody Tank Car "8438," 00		43	—
17916	Burlington Unibody Tank Car "130000," 00	24	38	—
17918	Southern Unibody Tank Car, 01		32	—
17919	Koppers Unibody Tank Car, 01		39	—
17924	Safety Kleen Unibody Tank Car "77603" (std O), 02		40	—
17925	Beefmaster Unibody Tank Car "120021" (std O), 02		38	—
17926	Cargill Unibody 1-D Tank Car "5836" (std O), 03		40	—
17927	Union Starch Unibody 1-D Tank Car "59137" (std O), 03		35	—
17928	Merck 1-D Tank Car "25421" (std O), 03		35	—
17929	Wyandotte Chemicals 1-D Tank Car "1325" (std O), 03		34	—
17930	CSX Unibody Tank Car "993369" (std O), 04		35	—
17931	UP Unibody Tank Car "6" (std O), 04		35	—
17932	CIBRO TankTrain Intermediate Car "26263" (std O), 04		35	—
17933	GATX TankTrain Intermediate Car 3-pack (std O), 04		100	—
17946	Candy Cane Unibody Tank Car, 04		60	—
17948	Philadelphia Quartz 1-D Tank Car "806" (std O), 06		55	—
17949	Skelly Oil 1-D Tank Car "2293" (std O), 06		55	—
17950	ADM Unibody Tank Car "19020" (std O), 06		60	—
17951	Cerestar Unibody Tank Car "190177" (std O), 06		60	—
17959	Dow 1-D Tank Car "310101" (std O), 07		55	—
17960	Amaizo 1-D Tank Car "15440" (std O), 07		55	—
17962	Domino Sugar 1-D Tank Car "3008" (std O), 07		60	—
17966	Procor 1-D Tank Car "82607" (std O), 07		60	—
17972	Union Starch 1-D Tank Car "724" (std O), 08		60	—
17973	UP 1-D Tank Car "907838" (std O), 08		60	—
17975	Cargill Foods Unibody Tank Car 3-pack (std O), 08-09		195	—
17976	Huber Unibody Tank Car 3-pack (std O), 08-09		195	—
17983	GATX TankTrain Intermediate Car 3-pack, 08		195	—
18000	PRR 0-6-0 Locomotive "8977," 89, 91	380	485	—
18001	Rock Island 4-8-4 Locomotive "5100," 87	305	370	—
18002	NYC 4-6-4 Locomotive "785," 87 u	510	570	—

MODERN ERA 1970-2010

		Exc	Mint	Cond/S
18003	DL&W 4-8-4 Locomotive "1501," 88	235	305	___
18004	Reading 4-6-2 Locomotive "8004," 89	215	228	___
18005	NYC 4-6-4 Locomotive "5340," display case, 90	860	900	___
18006	Reading 4-8-4 Locomotive "2100," 89 u	490	560	___
18007	Southern Pacific 4-8-4 Locomotive "4410," 91	415	420	___
18008	Disneyland 35th Anniversary 4-4-0 Locomotive, display case, 90	228	288	___
18009	NYC 4-8-2 Locomotive "3000," 90 u, 91	370	560	___
18010	PRR 6-8-6 Steam Turbine Locomotive "6200," 91-92	900	1150	___
18011	Chessie System 4-8-4 Locomotive "2101," 91	440	550	___
18012	NYC 4-6-4 Locomotive "5340," 90	710	1000	___
18013	Disneyland 35th Anniversary 4-4-0 Locomotive, 90	230	270	___
18014	Lionel Lines 2-6-4 Locomotive "8014," 91	145	190	___
18016	Northern Pacific 4-8-4 Locomotive "2626," 92	385	440	___
18018	Southern 2-8-2 Locomotive "4501," 92	640	650	___
18022	Pere Marquette 2-8-4 Locomotive "1201," 93	550	650	___
18023	Western Maryland Shay Locomotive "6," 92	1050	1350	___
18024	Sears T&P 4-8-2 Locomotive "907," display case, 92 u	750	790	___
18025	T&P 4-8-2 Locomotive "907," 92 u		640	___
18026	NYC 4-6-4 Dreyfuss Hudson Locomotive, 2-rail, 92 u		2350	___
18027	NYC 4-6-4 Dreyfuss Hudson Locomotive, 3-rail, 93 u		1450	___
18028	Smithsonian PRR 4-6-2 Locomotive "3768," 2-rail, 93 u		2150	___
18029	NYC 4-6-4 Dreyfuss Hudson Locomotive, 3-rail, 93 u	1900	2150	___
18030	Frisco 2-8-2 Locomotive "4100," 93 u	530	630	___
18031	2-10-0 Bundesbahn BR-50 Locomotive, 2-rail, 93 u		NRS	___
18034	Santa Fe 2-8-2 Locomotive "3158," 94	540	620	___
18035	2-10-0 Reichsbahn BR-50 Locomotive, 2-rail, 93 u		NRS	___
18036	2-10-0 French BR-50 Locomotive, 2-rail, 93 u		NRS	___
18040	N&W 4-8-4 Locomotive "612," 95	640	710	___
18042	Boston & Albany 4-6-4 Locomotive "618," 95		250	___
18043	Chesapeake & Ohio 4-6-4 Locomotive "490," 95	680	750	___
18044	Southern 4-6-2 Locomotive "1390," 96		255	___
18045	Commodore Vanderbilt Locomotive "777," 96		710	___
18046	Wabash 4-6-4 Locomotive "700," 96	190	375	___
18049	N&W Warhorse 4-8-2 Locomotive "600," 96		490	___
18050	JCPenney 4-6-2 Locomotive "2055," 96	235	245	___
18052	Pennsylvania Torpedo Locomotive "238E," 97		455	___

MODERN ERA 1970-2010

		Exc	Mint	Cond/S
18054	NYC 0-4-0 Switcher "1665," black, 97		145	___
18056	NYC J1-e Hudson Locomotive "763E," Vanderbilt tender, 97		740	___
18062	ATSF 4-6-4 Hudson Locomotive "3447," 97		680	___
18063	NYC 4-6-4 Commodore Vanderbilt Locomotive, 99		980	___
18064	NYC 4-8-2 Mohawk L-3A Locomotive "3000," tender, 98	540	740	___
18067	NYC Weathered Commodore Vanderbilt Scale Hudson Locomotive, 97		840	___
18071	Southern Pacific <i>Daylight</i> Locomotive "4449," 98		680	___
18072	Lionel Lines Torpedo Locomotive, tender, 98		360	___
18079	NYC 2-8-2 Mikado Locomotive "1967," 99		710	___
18080	D&RGW 2-8-2 Mikado Locomotive "1210," 99		720	___
18082	NYC 4-6-4 Hudson Locomotive "5404," 99		230	___
18083	C&O 4-6-4 Hudson Locomotive "305," 99		205	___
18084	Santa Fe 4-6-4 Hudson Locomotive "305," 99		225	___
18085	NH 4-6-2 Pacific Locomotive "1334," 99		275	___
18086	NYC 4-6-2 Pacific Locomotive "4929," 99		235	___
18087	Santa Fe 4-6-2 Pacific Locomotive "3448," 99		265	___
18088	SP 4-6-2 Pacific Locomotive "1407," 99		350	___
18089	CNJ 4-6-0 Camelback Locomotive "771," 99		405	___
18091	PRR 4-6-0 Camelback Locomotive "821," 99		405	___
18092	SP 4-6-0 Camelback Locomotive "2283," 99		395	___
18093	C&NW 4-6-0 Camelback Locomotive "3006," 99		285	___
18094	B&O 4-4-2 E6 Atlantic Locomotive, CC, 99-00		345	___
18095	PRR 4-4-2 E6 Atlantic Locomotive, CC, 99-00	275	455	___
18096	ATSF 4-4-2 E6 Atlantic Locomotive, CC, 99-00		370	___
18097	CNJ 4-6-0 Camelback Locomotive "770," 99		330	___
18098	PRR 4-6-0 Camelback Locomotive "820," 99		355	___
18099	SP 4-6-0 Camelback Locomotive "2282," 99		360	___
18100	Santa Fe F3 Diesel A Unit "8100" (see 11711)		NRS	___
18101	Santa Fe F3 Diesel B Unit "8101" (see 11711)		NRS	___
18102	Santa Fe F3 Diesel A Unit "8102," dummy (see 11711)		NRS	___
18103	Santa Fe F3 Diesel B Unit "8103," dummy, 91 u	180	190	___
18104	GN F3 Diesel A Unit "366A," dummy (see 11724)		500	___
18105	GN F3 Diesel B Unit "370B," dummy (see 11724)		NRS	___
18106	GN F3 Diesel A Unit "351C," dummy (see 11724)		NRS	___
18107	D&RGW Alco PA1 Diesel ABA Set, 92	640	740	___
18108	Great Northern F3 Diesel B Unit "371B," 93	85	105	___

MODERN ERA 1970-2010

		Exc	Mint	Cond/S
18109	Erie Alco Diesel A Unit "725A" (see 11734)		NRS	___
18110	Erie Alco Diesel B Unit "725B" (see 11734)		160	___
18111	Erie Alco Diesel A Unit "736A," dummy (see 11734)		NRS	___
18115	Santa Fe F3 Diesel B Unit, 93	90	115	___
18116	Erie-Lackawanna Alco PA1 Diesel AA Set, 93	550	600	___
18117/18	Santa Fe F3 Diesel AA Set "200," 93	330	410	___
18119/20	UP Alco Diesel AA Set, 94	200	235	___
18121	Santa Fe F3 Diesel B Unit "200A," 94	75	95	___
18122	Santa Fe F3 Diesel B Unit "200B," 95	140	150	___
18123	ACL F3 Diesel A Unit "342" (see 11903)		NRS	___
18124	ACL F3 Diesel B Unit "342B" (see 11903)		NRS	___
18125	ACL F3 Diesel A Unit "343," dummy (see 11903)		NRS	___
18128	Santa Fe F3 Diesel A Unit "2343," 96		435	___
18129	Santa Fe F3 Diesel B Unit "2343C," 96		245	___
18130	Santa Fe F3 Diesel AB Set, 96		580	___
18131	NP F3 Diesel AB Set, "2390A, 2390C," 97	295	360	___
18132	Santa Fe F3 Diesel A Unit, powered (see 18130)		NRS	___
18133	Santa Fe F3 Diesel A Unit, dummy (see 18130)		NRS	___
18134	Santa Fe F3 Diesel A Unit "2343," dummy, 97		195	___
18136	ATSF F3 Diesel B Unit "2343C," RailSounds, 97	135	240	___
18138	Milwaukee Road F3 Diesel A Unit "75A," 98		400	___
18139	Milwaukee Road F3 Diesel B Unit "2378B," 98		250	___
18140	Milwaukee Road F3 Diesel AB Set, 98	390	600	___
18145	NP F3 Diesel A Unit "2390A," 97	300	360	___
18146	NP F3 Diesel B Unit "2390C," 97		170	___
18147	NP F3 Diesel AB Set, 97	450	580	___
18149	UP Veranda Gas Turbine Locomotive "61," 98	860	900	___
18154	Deluxe Santa Fe FT Diesel AA Set, 98-00		375	___
18155	Deluxe Santa Fe FT Diesel A Unit, powered (see 18154)		NRS	___
18156	Deluxe Santa Fe FT Diesel A Unit, dummy (see 18154)		NRS	___
18157	Santa Fe FT Diesel AA Set, 98-00		240	___
18158	Santa Fe FT Diesel A Unit, powered (see 18157)		NRS	___
18159	Santa Fe FT Diesel A Unit, dummy (see 18157)		NRS	___
18160	NYC Deluxe FT Diesel AA Set, "1602, 1603," 98-00		500	___
18163	NYC FT Diesel AA Set, "1600, 2400," 98-00		300	___
18166	B&O FT Diesel AA Set, CC, 99-00		340	___
18169	B&O FT Diesel AA Set, traditional, 99-00		240	___
18189	Army of Potomac Operating Stock Car, 99		45	___
18190	McNeil's Rangers Operating Stock Car "2," 99		45	___

MODERN ERA 1970-2010

		Exc	Mint	Cond/S
18191	WP F3 Diesel AA Set, 98	153	570	___
18192	WP F3 Diesel A Unit, powered, 98		485	___
18193	WP F3 Diesel A Unit, dummy, 98		495	___
18197	WP F3 Diesel B Unit "2355C," 99	88	255	___
18198	WP F3 Diesel B Unit "2345C" CC, 99		360	___
18200	Conrail SD40 Diesel "8200," 87	180	200	___
18201	Chessie System SD40 Diesel "8201," 88	245	340	___
18202	Erie-Lack. SD40 Diesel Unit "8459," dummy, 89 u	90	140	___
18203	CP Rail SD40 Diesel "8203," 89	195	250	___
18204	Chessie SD40 Diesel Unit "8204," dummy, 90 u	135	190	___
18205	Union Pacific Dash 8-40C Diesel "9100," 89	275	335	___
18206	Santa Fe Dash 8-40B Diesel "8206," 90	195	235	___
18207	Norfolk Southern Dash 8-40C Diesel "8689," 92	230	270	___
18208	BN SD40 Diesel Dummy Unit "8586," 91 u	115	165	___
18209	CP Rail SD40 Diesel Dummy Unit "8209," 92 u	135	165	___
18210	Illinois Central SD40 "6006," 93	220	250	___
18211	Susquehanna Dash 8-40B Diesel "4002," 93	145	165	___
18212	Santa Fe Dash 8-40B Diesel Dummy Unit "8212," 93	155	180	___
18213	Norfolk Southern Dash 8-40C Diesel "8688," 94	225	240	___
18214	CSX Dash 8-40C Diesel "7500," 94	235	255	___
18215	CSX Dash 8-40C Diesel "7643," 94	240	260	___
18216	Conrail SD-60M Diesel "5500," 94	355	380	___
18217	Illinois Central SD40 Diesel "6007," 94	170	175	___
18218	Susquehanna Dash 8-40B Diesel "4004," 94	205	225	___
18219	C&NW Dash 8-40C Diesel "8501," 95	325	330	___
18220	C&NW Dash 8-40C Diesel "8502," 95	215	315	___
18221	D&RGW SD50 Diesel "5512," 95	455	520	___
18222	D&RGW SD50 Diesel "5517," 95	280	325	___
18223	Milwaukee Road SD40 Diesel "154," 95	375	380	___
18224	Milwaukee Road SD40 Diesel "155," 95	240	265	___
18226	GE Dash 9 Diesel, 97		295	___
18228	SP Dash 9 Diesel "8228," gray with red nose, 97		340	___
18229	SP SD40 Diesel "7333," 98	300	425	___
18231	BNSF Dash 9 Diesel "739," 98		435	___
18232	Soo Line SD60 Diesel "5500," 97		350	___
18233	BNSF Dash 9 Diesel "745," 98		330	___
18234	BNSF Dash 9 Diesel "740," CC, 98-99		405	___
18235	BNSF Dash 9 Diesel 2-pack, "739, 740," 98		710	___
18238	Conrail SD70 Diesel "4145," 99-00		300	___
18240	Conrail Dash 8-40B Diesel "5065" CC, 98		260	___
18241	BN SD70 Diesel "9413," 99-00		345	___
18245	PRR Alco PA1 Diesel AA Set, 99		495	___

MODERN ERA 1970-2010

		Exc	Mint	Cond/S
18248	PRR Alco PB-1 Diesel "5750B," 99		215	___
18249	Erie Alco PB-1 Diesel "850B," 00		250	___
18250	BNSF SD70 Diesel "9870," 99-00		365	___
18251	CSX SD60 Diesel "8701," 99-00		300	___
18252	Amtrak Dash 9 Diesel, CC, 99		285	___
18253	BNSF Dash 9 Diesel, CC, 99		305	___
18254	ATSF Dash 9 Diesel, CC, 99		340	___
18255	NS Dash 9 Diesel, CC, 99		315	___
18256	Amtrak Dash 9 Diesel, traditional, 99		200	___
18257	BNSF Dash 9 Diesel, traditional, 99		190	___
18258	ATSF Dash 9 Diesel, traditional, 99		205	___
18259	NS Dash 9 Diesel, traditional, 99		215	___
18260	Conrail SD70 Diesel "4144," 99-00		280	___
18261	BN SD60 Diesel "9412," 99-00		255	___
18262	BNSF SD70 Diesel "9869," 99-00		250	___
18263	CSX SD60 Diesel "8700," 99-00		255	___
18264	Southern Pacific SD70M Diesel "8238," 99-00		245	___
18265	Southern Pacific SD70M Diesel "9803," 99-00		340	___
18266	Norfolk Southern SD60 Diesel "6552," CC, 01-02		400	___
18268	Lionel Centennial SD90MAC Diesel, CC, 00		378	___
18269	UP SD90MAC Diesel "8006," CC, 00		405	___
18271	CP SD90MAC Diesel "9129," CC, 00		440	___
18273	UP SD40 Diesel "8071," 99-00		330	___
18274	Burlington U30C Diesel "891," CC, 01		370	___
18276	Seaboard U30C Diesel "7274," CC, 01		325	___
18278	UP U30C Diesel "2938," CC, 01		330	___
18280	Maersk SD70 Diesel, CC, 00		345	___
18281	BNSF Dash 9-44CW Diesel "788," CC, 00		340	___
18282	BNSF Dash 9-44CW Diesel "789," traditional, 00		225	___
18283	CSX Dash 9-44CW Diesel "9019," CC, 00		340	___
18284	CSX Dash 9-44CW Diesel "9020," traditional, 00		300	___
18285	UP Dash 9-44C Diesel "9659," CC, 01		325	___
18286	UP Dash 9-44CW Diesel "9717," CC, 01		355	___
18287	CN Dash 9-44C Diesel "2529," CC, 01		460	___
18288	Odyssey System SD70 Diesel, CC, 00 u		400	___
18290	Amtrak Dash 8-32BWH Diesel "509," CC, 01		325	___
18291	BNSF Dash 8-32BWH Diesel "580," CC, 02		340	___
18292	Chessie GE U30C Diesel "3312," CC, 02		340	___
18293	Santa Fe U30C Diesel, CC, 03		395	___
18294	Alaska SD70MAC Diesel "4005," CC, 01-02		435	___
18295	Conrail SD80MAC Diesel "7200," CC, 02-03		365	___
18296	CSX SD80MAC Diesel "801," CC, 02-03		405	___
18297	NYC SD80MAC Diesel "9914," CC, 02-03		405	___

MODERN ERA 1970-2010

		Exc	Mint	Cond/S
18298	UP "Desert Victory" SD40-2 Diesel "3593," CC, 02-03		380	—
18299	CP Rail SD40-2 Diesel "5420," CC, 02-03		375	—
18300	PRR GG1 Electric Locomotive "8300," 87	365	410	—
18301	Southern FM Train Master Diesel "8301," 88	225	260	—
18302	GN EP-5 Electric Locomotive "8302" (FF 3), 88	190	250	—
18303	Amtrak GG1 Electric Locomotive "8303," 89	275	490	—
18304	Lackawanna MU Commuter Car Set, 91	380	435	—
18305	Lackawanna MU Commuter Car Dummy Set, 92	230	255	—
18306	PRR MU Commuter Car Set, 92	260	330	—
18307	PRR FM Train Master Diesel "8699," 94	230	255	—
18308	PRR GG1 Electric Locomotive "4866," 92	235	260	—
18309	Reading FM Train Master Diesel "863," 93	240	270	—
18310	PRR MU Commuter Car Dummy Set, 93	265	345	—
18311	Disney EP-5 Electric Locomotive "8311," 94	293	493	—
18313	Pennsylvania GG1 Electric Locomotive "4907," 96		350	—
18314	PRR GG1 Electric Locomotive "2332," 5 gold stripes, 97	500	570	—
18315	Virginian E33 Electric Locomotive "2329," 97		240	—
18319	New Haven EP-5 Electric Locomotive, 99	300	365	—
18321	CNJ Train Master Diesel "2341," 99		405	—
18322	Lackawanna Train Master Diesel "2321," 99		465	—
18326	PRR Congressional GG1 Electric Locomotive, 00		600	—
18327	Virginian FM Train Master Diesel "2331," 99-00		410	—
18328	NH MU Commuter Car Set, CC, 00		385	—
18331	Reading MU Commuter Car Set, CC, 00		460	—
18334	NH MU Commuter Car Dummy Set, CC, 01		180	—
18337	Reading MU Commuter Car Dummy Set, CC, 01		200	—
18343	PRR GG1 Electric Locomotive "2332," CC, 01		610	—
18344	LIRR MU Commuter Car Set, powered, CC, 01		470	—
18347	IC MU Commuter Car Set, powered, CC, 01		470	—
18351	NYC S1 Electric Locomotive, 03		400	—
18352	JCPenney SP MU Commuter Car, display case, 02		140	—
18353	Pennsylvania E33 Electric Locomotive "4403," CC, 02		280	—
18354	PRR GG1 Electric Locomotive "4918," tuscan, CC, 04		790	—
18355	PRR GG1 Electric Locomotive "4876," green, CC, 04		900	—
18356	Penn Central GG1 Electric Locomotive "4901," CC, 04		1050	—
18364	PRR BB1 Electric Locomotive "3900," CC, 05-07		530	—

MODERN ERA 1970-2010

		Exc	Mint	Cond/S
18367	LIRR BB3 Electric Locomotive "328 A," CC, 05		530	___
18371	PRR GG1 Electric Locomotive "4912," tuscan, 5 stripes, CC, 05-07		780	___
18372	PRR GG1 Electric Locomotive "4925," green, 1 stripe, CC, 05-07		780	___
18373	NYC S2 Electric Locomotive "125," CC, 05-07		410	___
18374	PRR GG1 Electric Locomotive "4866," silver, CC, 06-08		900	___
18375	Lackawanna FM Train Master Diesel "850," CC, 06		400	___
18376	Lackawanna FM Train Master Diesel "851," nonpowered (std O), 06		130	___
18378	New York City R27 Subway Car 2-pack, 07		360	___
18384	MILW EP-2 Electric Locomotive, CC, 07-08		950	___
18385	NYC H-16-44 Diesel "7001," 07-09		285	___
18386	NYC H-16-44 Diesel "7002," nonpowered (std O), 07-09		170	___
18389	MILW EP-2 Electric Locomotive "E-1," CC, 07-08		950	___
18399	NH EF-4 Rectifier Locomotive "306," CC, 09		360	___
18400	Santa Fe Vulcan Rotary Snowplow "8400," 87	135	170	___
18401	Workmen Handcar, 87-88	38	44	___
18402	Lionel Lines Burro Crane, 88	65	80	___
18403	Santa Claus Handcar, 88	26	32	___
18404	San Francisco Trolley "8404," 88	55	85	___
18405	Santa Fe Burro Crane, 89	70	90	___
18406	Track Maintenance Car, 89, 91	34	49	___
18407	Snoopy and Woodstock Handcar, 90-91	78	118	___
18408	Santa Claus Handcar, 89	26	35	___
18410	PRR Burro Crane, 90	100	115	___
18411	Canadian Pacific Fire Car, 90	70	90	___
18413	Charlie Brown and Lucy Handcar, 91	32	60	___
18416	Bugs Bunny and Daffy Duck Handcar, 92-93	103	143	___
18417	Section Gang Car, 93	65	80	___
18419	Lionelville Electric Trolley "8419," 94	75	90	___
18421	Sylvester and Tweety Handcar, 94	44	60	___
18422	Santa and Snowman Handcar, 94	32	37	___
18423	On-track Step Van, 95	23	28	___
18424	On-track Pickup Truck, 95	20	25	___
18425	Goofy and Pluto Handcar, 95	28	44	___
18426	Santa and Snowman Handcar, 95	25	30	___
18427	Tie-Jector Car "55," 97		60	___
18429	Workmen Handcar, 96	41	47	___
18430	Crew Car, 96		30	___
18431	Trolley Car, 96-97		50	___
18433	Mickey and Minnie Handcar, 96-97	36	75	___
18434	Porky and Petunia Handcar, 96		32	___

MODERN ERA 1970-2010

		Exc	Mint	Cond/S
18436	Dodge Ram Track Inspection Vehicle, 97		39	___
18438	PRR High-rail Inspection Vehicle, 98		50	___
18439	Union Pacific High-rail Inspection Vehicle, 98		42	___
18440	NJ Transit High-rail Inspection Vehicle, 98		50	___
18444	Lionelville Fire Car (SSS), 98		150	___
18445	NYC Fire Car, 98		90	___
18446	Postwar "58" GN Rotary Snowplow, 99		190	___
18447	Executive Inspection Vehicle, 99		125	___
18452	Boston Trolley "3321," 99-00		65	___
18454	Executive Inspection Vehicle, blue, 00		105	___
18455	NYC Tie-Jector Car "X-2," 00-01		70	___
18456	Postwar "59" Minuteman Motorized Unit, 01-02		290	___
18457	Postwar "65" Handcar, 00-01		45	___
18458	Postwar "53" D&RGW Snowplow, 00		160	___
18459	Christmas Handcar, 01		35	___
18461	Track Cleaning Car, 02-03		90	___
18463	Hot Rod Inspection Vehicle, 01-02		100	___
18464	Postwar "54" Track Ballast Tamper, 02-03		170	___
18465	Postwar "50" Gang Car, 03		78	___
18466	UP Rotary Snow Plow, 01-02		150	___
18467	Train Robbery Handcar, 02		45	___
18468	CN Railroad Speeder, 03-04		49	___
18469	Chessie System Railroad Speeder, 03-04		49	___
18470	Postwar "52" Fire Car, 02		105	___
18471	UP GP20 Diesel "1977," 03		105	___
18473	Lehigh Valley GP38 Diesel "310," 03		160	___
18474	Postwar "41" U.S. Army Switcher, 03-04		145	___
18475	<i>Toy Story</i> Handcar, 03		55	___
18476	Mickey and Minnie Mouse Handcar, 03-04		55	___
18480	Hobo Motorized Handcar, 03-04		35	___
18481	Christmas Yuletide Trolley, 03		50	___
18482	New Haven Rail Bonder "16," 04		35	___
18483	C&O Ballast Tamper "48," 04		55	___
18484	NS Dodge Inspection Vehicle, 04-05		50	___
18485	NYC Gang Car, 04-05		100	___
18486	Donald and Daisy Duck Handcar, 04-05		50	___
18487	Postwar "56" M&StL Mine Transport Car, 04-05		230	___
18489	Great Northern Rail Bonder "HR-73," 04		35	___
18490	UP Ballast Tamper, 04-05		150	___
18491	M.O.W. Ballast Tamper "325," 04		44	___
18492	M.O.W. Rail Bonder "58," 04		35	___
18493	Santa's Speeder, 05		60	___
18497	N&W Speeder "541005," traditional, 05		65	___
18498	New York Central Rotary Snowplow, 05		210	___
18500	Milwaukee Road GP9 Diesel "8500" (FF 2), 87	275	315	___

MODERN ERA 1970-2010

		Exc	Mint	Cond/S
18501	WM NW2 Switcher "8501" (FF 4), 89	230	250	___
18502	LL 90th Anniversary GP9 Diesel "1900," 90	145	170	___
18503	Southern Pacific NW2 Switcher "8503," 90	250	280	___
18504	Frisco GP7 Diesel "504" (FF 5), 91	155	240	___
18505	NKP GP7 Diesel Set "400, 401" (FF 6)	295	365	___
18506	CN Budd RDC Set, "D202, D203"	300	345	___
18507	CN Budd RDC Baggage Car "D202," powered, 92	50	75	___
18508	CN Budd RDC Passenger Dummy Unit "D203," 92	125	150	___
18510	CN Budd RDC Passenger Dummy Unit "D200"	50	75	___
18511	CN Budd RDC Passenger Dummy Unit "D250"	50	75	___
18512	CN Budd RDC Dummy Set, "D200, D250," 93	125	195	___
18513	NYC GP7 Diesel "7420," 94	90	125	___
18514	Missouri Pacific GP7 Diesel "4124," 95	245	310	___
18515	Lionel Steel Vulcan Diesel "57" (SSS), 96		190	___
18516	Phantom III Locomotive, CC, 02		345	___
18550	JCPenney MILW GP9 Diesel "8500," display case, 87 u	180	245	___
18551	JCPenney Susquehanna RS3 Diesel "8809," display case, 89 u	180	195	___
18552	JCPenney DM&IR SD18 Diesel "8813," display case, 90 u	170	195	___
18553	Sears UP GP9 Diesel "150," display case, 91 u	150	180	___
18554	JCPenney GM&O RS3 "721," display case, 92-93 u	160	180	___
18555	Sears C&IM SD9 Diesel "52," 92 u	165	190	___
18556	Sears Chicago & Illinois Midland Freight Car Set, 92 u	110	120	___
18557	Chessie System 4-8-4 Locomotive "2101," display case, export, 92 u		NRS	___
18558	JCPenney MKT GP9 Diesel "91," display case, 94 u	160	180	___
18562	SP GP9 Diesel "2380," 96		195	___
18563	NYC GP9 Diesel "2380," 96		230	___
18564	CP GP9 Diesel "2380," 97		265	___
18565	Milwaukee Road GP9 Diesel "2338," 97		220	___
18566	CR SD20 Diesel "8495" (SSS), 97		150	___
18567	PRR GP9 Diesel "2028," 97		225	___
18569	CB&Q GP9 Diesel "2380," 98		190	___
18573	Santa Fe GP9 Diesel "2380," 98		155	___
18574	Milwaukee Road GP20 Diesel "975," 98		250	___
18575	Custom Series I GP9 Diesel "2398," 98		350	___
18576	SP GP9 Diesel B Unit "2385," nonpowered, 98		135	___
18577	NYC GP9 Diesel B Unit "2385," nonpowered, 98		145	___
18579	MILW GP9 Diesel "2384," nonpowered, 99		135	___

MODERN ERA 1970-2010

		Exc	Mint	Cond/S
18580	Pennsylvania GP9 Diesel B Unit "2027," 98		165	___
18582	Seaboard NW2 Switcher, 98	450	455	___
18583	AEC Switcher "57," 98		200	___
18585	Centennial SD40 Diesel, 99		443	___
18587	NKP Alco C420 Switcher "577," CC, 99-01	215	255	___
18588	D&H Alco C420 Switcher "412," CC, 99-01	250	275	___
18589	LV Alco C420 Switcher "409," CC, 99-01	255	300	___
18590	NKP Alco C420 Switcher "578," traditional, 99-01		170	___
18591	D&H Alco C420 Switcher "411," traditional, 99-01		215	___
18592	LV Alco C420 Switcher "410," traditional, 99-01		175	___
18596	D&H Alco RS11 Switcher "5001," CC, 99-01		370	___
18598	NYC Alco RS11 Switcher "8010," CC, 99-01		380	___
18599	C&O GP38 Diesel "3855," 99-00		145	___
18600	ACL 4-4-2 Locomotive "8600," 87 <i>u</i>	65	75	___
18601	Great Northern 4-4-2 Locomotive "8601," 88	80	95	___
18602	PRR 4-4-2 Locomotive "8602," 87	75	85	___
18604	Wabash 4-4-2 Locomotive "8604," 88-91	65	75	___
18605	Mopar Express 4-4-2 Locomotive "1987," 87-88 <i>u</i>	75	120	___
18606	NYC 2-6-4 Locomotive "8606," 89	170	190	___
18607	Union Pacific 2-6-4 Locomotive "8607," 89	130	155	___
18608	D&RGW 2-6-4 Locomotive "8608" (SSS), 89	90	105	___
18609	Northern Pacific 2-6-4 Locomotive "8609," 90	170	195	___
18610	Rock Island 0-4-0 Locomotive "8610," 90	105	115	___
18611	Lionel Lines 2-6-4 Locomotive (SSS), 90	125	140	___
18612	C&NW 4-4-2 Locomotive "8612," 89	75	100	___
18613	NYC 4-4-2 Locomotive "8613," 89 <i>u</i>	75	95	___
18614	Circus Train 4-4-2 Locomotive "1989," 89 <i>u</i>	95	125	___
18615	GTW 4-4-2 Locomotive "8615," 90	70	85	___
18616	Northern Pacific 4-4-2 Locomotive "8616," 90 <i>u</i>	85	110	___
18617	Adolphus III 4-4-2 Locomotive, 89-92 <i>u</i>	100	125	___
18620	Illinois Central 2-6-2 Locomotive "8620," 91	165	190	___
18622	Union Pacific 4-4-2 Locomotive "8622," 90-91 <i>u</i>	65	80	___
18623	Texas & Pacific 4-4-2 Locomotive "8623," 92	80	110	___
18625	Illinois Central 4-4-2 Locomotive "8625," 91 <i>u</i>	70	95	___
18626	Delaware & Hudson 2-6-2 Locomotive "8626," 92	105	115	___
18627	C&O 4-4-2 Locomotive "8627" or "8633," 92, 93 <i>u</i> , 94, 95 <i>u</i>	75	95	___
18628	MKT 4-4-2 Locomotive "8628," 92, 93 <i>u</i>	70	85	___
18630	C&NW 4-6-2 Locomotive "2903," 93	325	370	___
18632	C&O Columbia 4-4-2 Locomotive "8632," 97-99	75	95	___

MODERN ERA 1970-2010

		Exc	Mint	Cond/S
18632	NYC 4-4-2 Locomotive "8632," 93-95	75	95	___
18633	C&O 4-4-2 Locomotive "8633," 94-95	65	85	___
18633	UP 4-4-2 Locomotive "8633," 93-95	65	85	___
18635	Santa Fe 2-6-4 Locomotive "8625," 93	135	155	___
18636	B&O 4-6-2 Locomotive "5300," 94	295	315	___
18637	United Auto Workers 4-4-2 Locomotive "8633," 93 <i>u</i>		90	___
18638	Norfolk & Western 2-6-4 Locomotive "638," 94	170	220	___
18639	Reading 4-6-2 Locomotive "639," 95	145	170	___
18640	Union Pacific 4-6-2 Locomotive "8640," 95	110	130	___
18641	Ford 4-4-2 Locomotive "8641," 94 <i>u</i>	65	85	___
18642	Lionel Lines 4-6-2 Locomotive, 95	110	130	___
18644	ATSF 4-4-2 Columbia Locomotive "8644," 96-99	75	90	___
18648	Sears Zenith 4-4-2 Locomotive "8632," 96 <i>u</i>		100	___
18649	Chevrolet 4-4-2 Locomotive "USA-1," 96 <i>u</i>		100	___
18650	LL 4-4-2 Columbia Locomotive "X-1110," 96-99	95	120	___
18653	B&A 4-6-2 Pacific Locomotive "2044," 97		140	___
18654	SP 4-6-2 Pacific Locomotive "2044," 97		140	___
18656	Bloomington's 4-4-2 Columbia Locomotive "8632," 96		105	___
18657	Sears Zenith 4-4-2 Columbia Locomotive "8632," 96		105	___
18658	LL Little League 4-4-2 Columbia Locomotive "X-1110," 97		90	___
18660	CN 4-6-2 Locomotive "2044," tender, 98		175	___
18661	N&W 4-6-2 Locomotive "2044," tender, 98		160	___
18662	Pennsylvania 0-4-0 Switcher, 98	165	230	___
18666	SP&S 4-6-2 Pacific Locomotive "2044," 97		200	___
18668	Bloomington's 4-4-2 Columbia Locomotive "8632," 97		130	___
18669	JCPenney IC 4-6-2 Pacific Locomotive "2099," 98		205	___
18670	D&H Columbia 4-4-2 Locomotive "1400," 98		80	___
18671	N&W Columbia 4-4-2 Locomotive "1201," 98		70	___
18678	Quaker Oats Columbia 4-4-2 Locomotive "8632," 98		150	___
18679	JCPenney T&P 4-6-2 Locomotive "2000," traditional, 99, 00 <i>u</i>		250	___
18681	PRR 4-4-2 Locomotive "460," 99		75	___
18682	Santa Fe 4-4-2 Columbia Locomotive "524," traditional, 00-01		70	___
18696	ACL 4-6-4 Locomotive "1800," 01		120	___
18697	Santa Fe 4-6-4 Locomotive "3465," 01		100	___
18699	Alaska 4-4-2 Locomotive "64," 01		105	___
18700	Rock Island 0-4-0T Locomotive "8700," 87-88	36	43	___

MODERN ERA 1970-2010

		Exc	Mint	Cond/S
18702	V&TRR 4-4-0 Locomotive "8702" (SSS), <i>88</i>	160	195	___
18704	Lionel Lines 2-4-0 Locomotive, <i>89 u</i>	36	43	___
18705	Neptune 0-4-0T Locomotive "8705," <i>90-91</i>	35	42	___
18706	Santa Fe 2-4-0 Locomotive "8706," <i>91</i>	36	43	___
18707	Mickey's World Tour 2-4-0 Locomotive "8707," <i>91, 92 u</i>	55	65	___
18709	Lionel Employee Learning Center 0-4-0T Locomotive, <i>92 u</i>		135	___
18710	SP 2-4-0 Locomotive "2000," <i>93</i>	30	38	___
18711	Southern 2-4-0 Locomotive "2000," <i>93</i>	30	38	___
18712	Jersey Central 2-4-0 Locomotive "2000," <i>93</i>	30	38	___
18713	Chessie System 2-4-0 Locomotive "1993," <i>94-95</i>	30	38	___
18716	Lionelville Circus 4-4-0 Locomotive, <i>90-91</i>	90	110	___
18718	LL 0-4-0 Dockside Switcher "8200," <i>97-98</i>		40	___
18719	Thomas the Tank Engine "1," <i>97</i>		155	___
18720	Union 4-4-0 General Locomotive "1865," <i>99</i>		175	___
18721	Confederate 4-4-0 General Locomotive "1861," <i>99</i>		175	___
18722	Percy the Tank Engine "6," <i>99</i>		170	___
18723	Union Pacific 4-4-0 General Locomotive, <i>05</i>		100	___
18730	Transylvania RR 4-4-0 Locomotive "13," traditional, <i>05</i>		105	___
18732	North Pole Central 4-4-0 Locomotive "25," <i>06</i>		110	___
18733	Percy the Tank Engine "6," <i>05-09</i>		120	___
18734	James the Tank Engine "5," <i>06-09</i>		120	___
18741	Thomas the Tank Engine, <i>08-09</i>		120	___
18799	Bethlehem Steel Switcher "44," <i>99</i>		100	___
18800	Lehigh Valley GP9 Diesel "8800," <i>87</i>	80	95	___
18801	Santa Fe U36B Diesel "8801," <i>87</i>	100	120	___
18802	Southern GP9 Diesel "8802" (SSS), <i>87</i>	100	115	___
18803	Santa Fe RS3 Diesel "8803," <i>88</i>	90	105	___
18804	Soo Line RS3 Diesel "8804," <i>88</i>	95	115	___
18805	Union Pacific RS3 Diesel "8805," <i>89</i>	100	125	___
18806	New Haven SD18 Diesel "8806," <i>89</i>	100	115	___
18807	Lehigh Valley RS3 Diesel "8807," <i>90</i>	90	120	___
18808	ACL SD18 Diesel "8808," <i>90</i>	85	105	___
18809	Susquehanna RS3 Diesel "8809," <i>89 u</i>		130	___
18810	CSX SD18 Diesel "8810," <i>90</i>	95	130	___
18811	Alaska SD9 Diesel "8811," <i>91</i>	95	135	___
18812	Kansas City Southern GP38 Diesel "4000," <i>91</i>	120	140	___
18813	DM&IR SD18 Diesel "8813," <i>90 u</i>	90	145	___
18814	D&H RS3 Diesel "8814" (SSS), <i>91</i>	90	120	___
18815	Amtrak RS3 Diesel "1815," <i>91, 92 u</i>	100	130	___
18816	C&NW GP38-2 Diesel "4600," <i>92</i>	105	130	___
18817	UP GP9 Diesel "150" (see 18553), <i>91 u</i>		135	___

MODERN ERA 1970-2010

		Exc	Mint	Cond/S
18819	L&N GP38-2 Diesel "4136," 92	115	145	___
18820	WP GP9 Diesel "8820" (SSS), 92	120	140	___
18821	Clinchfield GP38-2 Diesel "6005," 93	125	150	___
18822	Gulf, Mobile & Ohio RS3 Diesel "721," 92-93 <i>u</i>		NRS	___
18823	Chicago & Illinois Midland SD9 Diesel "52," 92 <i>u</i>		235	___
18824	Montana Rail Link SD9 Diesel "600," 93	185	230	___
18825	Soo Line GP38-2 Diesel "4000" (SSS), 93	120	145	___
18826	Conrail GP7 Diesel "5808," 93	100	120	___
18827	"Happy Holidays" RS3 Diesel "8827," 93	165	220	___
18830	Budweiser GP9 Diesel "1947," 93-94 <i>u</i>	115	155	___
18831	SP GP20 Diesel "4060," 94	105	120	___
18832	PRR RSD-4 Diesel "8446," 95	110	135	___
18833	Milwaukee Road RS3 Diesel "2487," 94	100	110	___
18834	C&O SD28 Diesel "8834," 94	110	140	___
18835	NYC RS3 Diesel "8223" (SSS), 94	135	195	___
18836	CN (Grand Trunk) GP38-2 Diesel "5800," 94	135	160	___
18837	"Happy Holidays" RS3 Diesel "8837," 94-95	150	190	___
18838	Seaboard RSC-3 Diesel "1538," 95	110	140	___
18840	U.S. Army GP7 Diesel "1821," 95	85	125	___
18841	Western Maryland GP20 Diesel "27" (SSS), 95	120	150	___
18842	JCPenney B&LE SD38 Diesel "868," 95 <i>u</i>		265	___
18843	Great Northern RS3 Diesel "197," 96		145	___
18845	D&RGW RS3 Diesel "5204," 97		100	___
18846	Lionel Centennial Series GP9 Diesel, 98		385	___
18847	Santa Fe H-12-44 Switcher "602," 99		385	___
18848	PRR H-12-44 Switcher "9087," 99		420	___
18853	JCPenney Santa Fe GP9 Diesel "2370," 97 <i>u</i>		150	___
18854	UP GP9 Diesel Dummy Set, "2380, 2387," 97		450	___
18856	NJ Transit GP38-2 Diesel "4303," 99		315	___
18857	Union Pacific GP9 Diesel "2397," 97		240	___
18858	Lionel Centennial GP20 Diesel, 98		405	___
18859	Phantom II, 99		360	___
18860	Pratt's Hollow Collection I: Phantom, 98		400	___
18864	Southern Pacific GP9 Diesel B Unit, 98		140	___
18865	New York Central GP9 Diesel B Unit, 98		170	___
18866	Milwaukee Road GP7 Diesel "2383," 98		205	___
18868	NJ Transit GP38-2 Diesel "4300," 98 <i>u</i>		140	___
18870	Pennsylvania GP9 Diesel "2029," 98		180	___
18872	Wabash GP7 Diesel Set, "453, 454, 455," 99		560	___
18876	C&NW H-12-44 Switcher "1053," 99		425	___
18877	Union Pacific GP9 Diesel "2399," nonpowered, 99		175	___
18878	Alaska GP7 Diesel "1803," 99		115	___
18879	B&O GP9 Diesel "5616," 99		260	___

MODERN ERA 1970-2010

		Exc	Mint	Cond/S
18881	Custom GP9 Diesel "5616," 99		350	___
18892	Burlington GP9 Diesel "2328," 99		205	___
18897	Christmas GP7 Diesel "1999," 99		200	___
18900	PRR Switcher "8900," 88 u, 89	26	34	___
18901/02	PRR Alco Diesel AA Set, 88	110	130	___
18903/04	Amtrak Alco Diesel AA Set, 88-89	90	130	___
18903	Amtrak "Mopar Express," 99		500	___
18905	PRR 44-ton Switcher "9312," 92	80	120	___
18906	Erie-Lackawanna RS3 Diesel "8906," 91 u	70	90	___
18907	Rock Island 44-ton Switcher "371," 93	95	110	___
18908/09	NYC Alco Diesel AA Set, 93	105	115	___
18910	CSX Switcher "8910," 93	40	46	___
18911	UP Switcher "8911," 93	33	37	___
18912	Amtrak Switcher "8912," 93	37	43	___
18913	Santa Fe Alco Diesel A Unit "8913," 93-94	55	65	___
18915	WM Alco Diesel A Unit "8915," 93	65	80	___
18916	WM Alco Diesel A Unit "8916," dummy, 93	38	42	___
18917	Soo Line NW2 Switcher, 93	65	75	___
18918	B&M NW2 Switcher "8918," 93	75	90	___
18919	Santa Fe Alco Diesel A Unit "8919," dummy, 93-94	36	55	___
18920	Frisco NW2 Switcher "254," 94	70	75	___
18921	C&NW NW2 Switcher "1017," 94	60	80	___
18922	New Haven Alco Diesel A Unit "8922," 94	75	105	___
18923	New Haven Alco Diesel A Unit "8923," dummy, 94	50	55	___
18924	IC Switcher "8924," 94-95	37	44	___
18925	D&RGW Switcher "8925," 94-95	32	37	___
18926	Reading Switcher "8926," 94-95	31	39	___
18927	U.S. Navy NW2 Switcher "65-00637," 94-95	65	85	___
18928	C&NW NW2 Switcher Calf Unit, 95	50	55	___
18929	B&M NW2 Switcher Calf Unit, 95	44	49	___
18930	Crayola Switcher, 94 u, 95	27	30	___
18931	Chrysler Mopar NW2 Switcher "1818," 94 u	70	85	___
18932	Jersey Central NW2 Switcher "8932," 96		65	___
18933	Jersey Central NW2 Switcher Calf Unit "8933," 96		55	___
18934/35	Reading Alco Diesel AA Set, 95	75	95	___
18936	Amtrak Alco Diesel A Unit "8936," 95		65	___
18937	Amtrak FA2 Alco Diesel, nonpowered, 95-97		50	___
18938	U.S. Navy NW2 Switcher Calf Unit, 95	55	65	___
18939	Union Pacific NW2 Switcher Set, 96		145	___
18943	Georgia Power NW2 Switcher "1960," 95 u		170	___
18946	U.S. Coast Guard NW2 Switcher "8946," 96		80	___
18947	Port of Lionel City Alco FA2 Diesel "2030," 97		70	___
18948	Port of Lionel City Alco FB2 Diesel "2030B," 97		45	___

MODERN ERA 1970-2010

		Exc	Mint	Cond/S
18952	ATSF Alco PA1 Diesel "2000," 97		345	___
18953	NYC Alco PA1 Diesel "2000," 97		260	___
18954	ATSF Alco FA2 Diesel "212," powered, 97-99		80	___
18955	NJ Transit NW2 Switcher "500," 96 u		110	___
18956	Dodge Motorsports NW2 Switcher "8956," 96 u		163	___
18959	New York Central NW2 Switcher "622," 97		475	___
18961	Erie Alco PA1 Diesel "850," 98		315	___
18965	Santa Fe Alco PB1 Diesel, 98		255	___
18966	New York Central Alco BP1 Diesel "2008," 98		250	___
18971	Alco Diesel A Unit, nonpowered, 98		60	___
18973	RI Alco FA2 Diesel "2031," powered, 98-99		NRS	___
18974	RI Alco FA2 Diesel Dummy Unit, 98-99		NRS	___
18975	Southern 44-ton Switcher "1955," 99		190	___
18978	C&O NW2 Switcher "624," 99-00		410	___
18981	Pennsylvania Railroad Speeder "16," 04		45	___
18982	Santa Fe Railroad Speeder "122," 04-05		65	___
18988	MP15 Diesel, K-Line, 06		140	___
18989	Bethlehem Steel Plymouth Switcher, traditional, K-Line, 06		100	___
18992	SP S2 Diesel Switcher "1440," CC, 08		410	___
18993	C&NW S2 Diesel Switcher "1031," CC, 08		410	___
18994	Lionel Lines FA Diesel, traditional, 08-09		90	___
19000	<i>Blue Comet</i> Diner, 87 u	60	75	___
19001	Southern Diner, 87 u	55	65	___
19002	Pennsylvania Diner, 88 u	29	45	___
19003	Milwaukee Road Diner, 88 u	29	44	___
19010	B&O Diner, 89 u	36	55	___
19011	Lionel Lines Baggage Car, 93	335	495	___
19015	Lionel Lines Passenger Coach, 91	150	210	___
19016	Lionel Lines Passenger Coach, 91	100	135	___
19017	Lionel Lines Passenger Coach, 91	70	95	___
19018	Lionel Lines Observation Car, 91	90	115	___
19019	SP Baggage Car "9019," 93	120	170	___
19023	SP Passenger Coach "9023," 92	125	160	___
19024	SP Passenger Coach "9024," 92	85	100	___
19025	SP Passenger Coach "9025," 92	100	115	___
19026	SP Observation Car "9026," 92	85	100	___
19038	<i>Adolphus Busch</i> Observation Car, 92-93 u		85	___
19039	Pere Marquette Baggage Car, 93		75	___
19040	Pere Marquette Passenger Coach "1115," 93		75	___
19041	Pere Marquette Passenger Coach "1116," 93		75	___
19042	Pere Marquette Observation Car "36," 93		75	___
19047	Baltimore & Ohio Combination Car "9047," 96		55	___
19048	Baltimore & Ohio Passenger Coach "9048," 96		50	___

MODERN ERA 1970-2010

		Exc	Mint	Cond/S
19049	Baltimore & Ohio Diner "9049," 96		42	___
19050	Baltimore & Ohio Observation Car "9050," 96		42	___
19056	NYC Heavyweight Baggage Car, 96		105	___
19057	NYC <i>Willow Run</i> Heavyweight Coach, 96		95	___
19058	NYC <i>Willow Trail</i> Heavyweight Coach, 96		90	___
19059	NYC <i>Seneca Valley</i> Heavyweight Observation Car, 96		100	___
19060	Pullman Heavyweight Set, 96		470	___
19061	Wabash Passenger Set, 97		235	___
19062	Wabash <i>City of Columbia</i> Coach "2361," 97		90	___
19063	Wabash <i>City of Danville</i> Coach "2362," 97		75	___
19064	Wabash REA Baggage Car "2360," 97		47	___
19065	Wabash <i>Windy City</i> Observation Car "2363," 97		90	___
19066	Commodore Vanderbilt Pullman Heavyweight 2-pack, 97		190	___
19067	Commodore Vanderbilt <i>Willow River</i> Pullman "2543," 97		115	___
19068	Commodore Vanderbilt <i>Willow Valley</i> Pullman "2544," 97		100	___
19069	Pullman Baby Madison Set "9500-02," 97		155	___
19070	Baby Madison Combination Car "9501," 97		40	___
19071	<i>Laurel Gap</i> Baby Madison Coach "9500," 97		34	___
19072	<i>Laurel Summit</i> Baby Madison Coach "9500," 97		40	___
19073	<i>Catskill Valley</i> Baby Madison Observation Car "9502," 97		34	___
19074	Legends of Lionel Madison Set, 97		385	___
19075	<i>Mazzone</i> Lionel Legends Coach "2621," 97		105	___
19076	<i>Caruso</i> Lionel Legends Coach "2624," 97		90	___
19077	<i>Raphael</i> Lionel Legends Coach "2652," 97		90	___
19078	<i>Cowen</i> Lionel Legends Observation Car "2600," 97		95	___
19079	NYC Heavyweight Passenger Car Set, 97		275	___
19080	NYC Heavyweight REA Baggage Car "2564," 97		100	___
19081	NYC <i>Park Place</i> Heavyweight Coach "2565," 97		100	___
19082	NYC <i>Star Beam</i> Heavyweight Coach "2566," 97		100	___
19083	NYC Hudson Valley Heavyweight Observation Car "2566," 97		100	___
19087	C&O Heavyweight Passenger Car 4-pack, "2571-74," 97		290	___
19088	C&O Heavyweight Baggage Car "2571," 97		100	___
19089	C&O Heavyweight Sleeper Car "2572," 97		100	___
19090	C&O Heavyweight Diner "2573," 97		110	___
19091	C&O Heavyweight Observation Car "2574," 97		100	___
19093	Commodore Vanderbilt Heavyweight Sleeper Car 2-pack, 98		170	___

MODERN ERA 1970-2010

		Exc	Mint	Cond/\$
19094	Commodore Vanderbilt <i>Niagara Falls</i> Sleeper, 98		75	___
19095	Commodore Vanderbilt <i>Highland Falls</i> Sleeper, 98		75	___
19096	Legends of Lionel Madison Car 2-pack, 98		130	___
19097	<i>Bonnano</i> Lionel Legends Coach "2653," 98		80	___
19098	<i>Pagano</i> Lionel Legends Coach "2654," 98		105	___
19099	PRR <i>Liberty Gap</i> Baggage Car "2623," 99		80	___
19100	Amtrak Baggage Car "9100," 89	125	165	___
19101	Amtrak Combination Car "9101," 89	75	85	___
19102	Amtrak Passenger Coach "9102," 89	75	85	___
19103	Amtrak Vista Dome Car "9103," 89	70	90	___
19104	Amtrak Diner "9104," 89	65	80	___
19105	Amtrak Full Vista Dome Car "9105," 89 <i>u</i>	70	75	___
19106	Amtrak Observation Car "9106," 89	75	90	___
19107	SP Full Vista Dome Car, 90 <i>u</i>	70	75	___
19108	N&W Full Vista Dome Car "576," 91 <i>u</i>	75	85	___
19109	Santa Fe Baggage Car "3400," 91	225	300	___
19110	Santa Fe Combination Car "3500," 91	80	110	___
19111	Santa Fe Diner "601," 91	100	135	___
19112	Santa Fe Passenger Coach, 91	125	175	___
19113	Santa Fe Vista Dome Car, 91	100	135	___
19116	Great Northern Baggage Car "1200," 92	135	165	___
19117	Great Northern Combination Car "1240," 92	65	80	___
19118	Great Northern Passenger Coach "1212," 92	75	95	___
19119	Great Northern Vista Dome Car "1322," 92	75	95	___
19120	Great Northern Observation Car "1192," 92	75	95	___
19121	Union Pacific Vista Dome Car "9121," 92 <i>u</i>	90	100	___
19122	D&RGW California Zephyr Baggage Car, 93	170	210	___
19123	D&RGW California Zephyr <i>Silver Bronco</i> Vista Dome Car, 93	95	115	___
19124	D&RGW California Zephyr <i>Silver Colt</i> Vista Dome Car, 93	95	115	___
19125	D&RGW California Zephyr <i>Silver Mustang</i> Vista Dome Car, 93	100	125	___
19126	D&RGW California Zephyr <i>Silver Pony</i> Vista Dome Car, 93	95	115	___
19127	D&RGW California Zephyr Vista Dome Car, 93	85	100	___
19128	Santa Fe Full Vista Dome Car "507," 92 <i>u</i>	175	185	___
19129	IC Full Vista Dome Car "9129," 93	75	85	___
19130	Lackawanna Passenger Cars, set of 4, 94	280	350	___
19131	Lackawanna Baggage Car "2000" (see 19130)		150	___
19132	Lackawanna Diner "469" (see 19130)		100	___
19133	Lackawanna Passenger Coach "260" (see 19130)		100	___
19134	Lackawanna Observation Car "789" (see 19130)		85	___
19135	Lackawanna Combination Car "425," 94	85	100	___

MODERN ERA 1970-2010

		Exc	Mint	Cond/S
19136	Lackawanna Passenger Coach "211," 94	65	75	___
19137	New York Central Roomette Car, 95	90	105	___
19138	Santa Fe Roomette Car, 95	75	95	___
19139	N&W Baggage Car "577," 95	150	200	___
19140	N&W Combination Car "494," 95	60	80	___
19141	N&W Diner "495," 95	105	135	___
19142	N&W Passenger Coach "538," 95	75	95	___
19143	N&W Passenger Coach "537," 95	75	95	___
19144	N&W Observation Car "582," 95	80	95	___
19145	C&O Combination Car "1403," 96		95	___
19146	C&O Passenger Coach "1623," 96		85	___
19147	C&O Passenger Coach "1803," 96		75	___
19148	C&O Chessie Club Coach "1903," 96		75	___
19149	C&O Coach/Diner "1950," 96		65	___
19150	C&O Observation Car "2504," 96		75	___
19151	Norfolk & Western Duplex Roomette car, 96		105	___
19152	Union Pacific Duplex Roomette Car, 96		75	___
19153	C&O Passenger Cars, set of 4, 96		340	___
19154	Atlantic Coast Line Passenger Car Set, 96		340	___
19155	ACL Combination Car "101," 96		90	___
19156	ACL <i>Talladega</i> Diner, 96		90	___
19157	ACL <i>Moultrie</i> Coach, 96		95	___
19158	ACL Observation Car "256," 96		90	___
19159	N&W Passenger Cars, set of 4, 95 u	300	385	___
19160	LL REA Baggage Car, 96		90	___
19161	LL <i>Silver Mesa</i> Coach, 96		80	___
19162	LL <i>Silver Sky</i> Vista Dome Car, 96		75	___
19163	LL <i>Silver Rail</i> Observation Car, 96		75	___
19164	Chesapeake & Ohio Passenger Cars, 96		160	___
19165	ATSF <i>Super Chief</i> Set, 96		305	___
19166	NP Vista Dome Car Set, 97		305	___
19167	NP Pullman Coach "2571," 97		105	___
19168	NP Pullman Coach "2571," 97		105	___
19169	NP Pullman Coach "2570," 97		95	___
19170	NP Pullman Coach "2571," 97		100	___
19171	NYC Streamliner Car 4-pack, 97		285	___
19172	NYC Aluminum Passenger/Baggage Car "2570," 97		95	___
19173	NYC <i>Manhattan Island</i> Aluminum Passenger Diner, 97		100	___
19174	NYC <i>Queensboro Bridge</i> Aluminum Passenger Coach, 97		100	___
19175	NYC <i>Windgate Brook</i> Aluminum Observation Car, 97		90	___
19176	ATSF <i>Indian Arrow</i> Diner "2572," 97		90	___
19177	ATSF <i>Grass Valley</i> Coach "2573," 97		90	___
19178	ATSF <i>Citrus Valley</i> Coach "2574," 97		90	___
19179	ATSF <i>Vista Heights</i> Coach "2575," 97		90	___

MODERN ERA 1970-2010

		Exc	Mint	Cond/S
19180	ATSF Surfliner Passenger Car 4-pack, 97		250	___
19181	GN Empire Builder <i>Prairie View</i> Full Vista Dome Car, 98		75	___
19182	GN Empire Builder <i>River View</i> Full Vista Dome Car, 98		75	___
19183	GN <i>Empire Builder</i> Vista Dome Car 2-pack, 98		125	___
19184	Milwaukee Road Passenger Car 4-pack, 99		390	___
19185	MILW <i>Red River Valley</i> Aluminum Passenger Coach "194," 99		125	___
19186	MILW Aluminum Coach/Diner "170," 99		110	___
19187	MILW <i>Cedar Rapids</i> Aluminum Observation Car "186," 99		120	___
19188	MILW Aluminum REA Passenger/Baggage Car "1336," 99		95	___
19194	KCS Aluminum Passenger Car 4-pack, 00		380	___
19200	Tidewater Southern Boxcar, 87	13	21	___
19201	Lancaster & Chester Boxcar, 87	23	37	___
19202	PRR Boxcar, 87	22	26	___
19203	D&TS Boxcar, 87	11	18	___
19204	Milwaukee Road Boxcar (FF 2), 87	29	41	___
19205	Great Northern DD Boxcar (FF 3), 88	20	24	___
19206	Seaboard System Boxcar, 88	18	23	___
19207	CP Rail DD Boxcar, 88	17	22	___
19208	Southern DD Boxcar, 88	11	13	___
19209	Florida East Coast Boxcar, 88	15	19	___
19210	Soo Line Boxcar, 89	19	23	___
19211	Vermont Railway Boxcar, 89	18	21	___
19212	PRR Boxcar, 89	21	25	___
19213	SP&S DD Boxcar, 89	16	19	___
19214	Western Maryland Boxcar (FF 4), 89	23	27	___
19215	Union Pacific DD Boxcar, 90	17	21	___
19216	Santa Fe Boxcar, 90	17	22	___
19217	Burlington Boxcar, 90	16	21	___
19218	New Haven Boxcar, 90	16	20	___
19219	Lionel Lines 1900-1906 Boxcar, diesel RailSounds, 90	120	145	___
19220	Lionel Lines 1926-1934 Boxcar, 90	27	30	___
19221	Lionel Lines 1935-1937 Boxcar, 90	27	30	___
19222	Lionel Lines 1948-1950 Boxcar, 90	27	30	___
19223	Lionel Lines 1979-1989 Boxcar, 90	23	25	___
19228	Cotton Belt Boxcar, 91	21	22	___
19229	Frisco Boxcar, diesel RailSounds (FF 5), 91	75	90	___
19230	Frisco DD Boxcar (FF 5), 91	21	26	___
19231	TA&G DD Boxcar, 91	13	16	___
19232	Rock Island DD Boxcar, 91	17	20	___
19233	Southern Pacific Boxcar, 91	15	19	___
19234	NYC Boxcar, 91	60	65	___
19235	MKT Boxcar, 91	55	65	___

MODERN ERA 1970-2010

		Exc	Mint	Cond/S
19236	NKP DD Boxcar (FF 6), 92	22	30	___
19237	C&IM Boxcar, 92	17	24	___
19238	Kansas City Southern Boxcar, 92	18	23	___
19239	Toronto, Hamilton & Buffalo DD Boxcar, 92	15	20	___
19240	Great Northern DD Boxcar, 92	15	20	___
19241	Mickey Mouse 60th Anniversary Hi-Cube Boxcar, 91 <i>u</i>	125	165	___
19242	Donald Duck 50th Anniversary Hi-Cube Boxcar, 91 <i>u</i>	120	150	___
19243	Clinchfield Boxcar "9790," 91 <i>u</i>	35	41	___
19244	L&N Boxcar "9791," 92	35	38	___
19245	Mickey's World Tour Hi-Cube Boxcar, 92 <i>u</i>	35	40	___
19246	Disney World 20th Anniversary Hi-Cube Boxcar, 92 <i>u</i>	33	40	___
19247	Postwar "6464" Series Boxcar Set I, 3 cars, 93	445	610	___
19248	Western Pacific Boxcar "6464," 93	75	95	___
19249	Great Northern Boxcar "6464," 93	75	95	___
19250	M&StL Boxcar "6464," 93	80	105	___
19251	Montana Rail Link DD Boxcar "10001," 93	21	27	___
19254	Erie Boxcar (FF 7), 93	21	25	___
19255	Erie DD Boxcar (FF 7), 93	22	26	___
19256	Goofy Hi-Cube Boxcar, 93	23	26	___
19257	Postwar "6464" Series Boxcar Set II, 3 cars, 94	115	125	___
19258	Rock Island Boxcar "6464," 94	25	34	___
19259	Western Pacific Boxcar "6464100," 94	33	46	___
19260	Western Pacific Boxcar "6464100," 94	35	49	___
19261	Perils of Mickey Hi-Cube Boxcar #1, 93	28	30	___
19262	Perils of Mickey Hi-Cube Boxcar #2, 93	31	33	___
19263	NYC DD Boxcar (SSS), 94	36	42	___
19264	Perils of Mickey Hi-Cube Boxcar #3, 94	28	31	___
19265	Mickey Mouse 65th Anniversary Hi-Cube Boxcar, 94	42	44	___
19266	Postwar "6464" Series Boxcar Set III, 3 cars, 95	75	90	___
19267	NYC "Pacemaker" Boxcar "6464125," 95	37	42	___
19268	Missouri Pacific Boxcar "6464150," 95	30	33	___
19269	Rock Island Boxcar "6464," 95	25	26	___
19270	Donald Duck 60th Anniversary Hi-Cube Boxcar, 95	30	34	___
19271	Minnie Mouse Hi-Cube Boxcar, 95	41	43	___
19272	Postwar "6464" Series Boxcar Set IV, 3 cars, 96	70	85	___
19273	BAR "State of Maine" Boxcar "6464275," 96		35	___
19274	SP "Overnight" Boxcar "6464225," 96		28	___
19275	Pennsylvania Boxcar "6464," 96		44	___
19276	Postwar "6464" Series Boxcar Set V, 3 cars, 96	65	85	___
19277	Rutland Boxcar "6464-300," 96		26	___

MODERN ERA 1970-2010

		Exc	Mint	Cond/S
19278	B&O Boxcar "6464-325," 96		30	___
19279	Central of Georgia Boxcar "6464-375," 96		29	___
19280	Mickey's Wheat Hi-Cube Boxcar, 96		32	___
19281	Mickey's Carrots Hi-Cube Boxcar, 96		40	___
19282	Santa Fe "Super Chief" Boxcar "6464-196," 96		24	___
19283	Erie Boxcar "6464-296," 96		27	___
19284	Northern Pacific Boxcar "6464-396," 96		29	___
19285	B&A "State of Maine" Boxcar "6464-275," 96		27	___
19286	Tweety and Sylvester Boxcar, 96		46	___
19287	NYC/PC Merger Boxcar "6464-125X" (SSS), 97	50	75	___
19288	PRR/CR Merger Boxcar "6464-200X" (SSS), 97	43	65	___
19289	Monon "Hoosier Line" Boxcar "6464," 97		27	___
19290	Seaboard "Silver Meteor" Boxcar "6464," 97		26	___
19291	GN Boxcar "6464-397," 97		26	___
19292	Postwar "6464" Series Boxcar Set VI, 3 cars, 97		90	___
19293	MKT Boxcar "6464-350," 97	28	32	___
19294	B&O Boxcar "6464-400," 97	27	34	___
19295	NH Boxcar "6464-425," 97	25	34	___
19300	PRR Ore Car, 87	15	23	___
19301	Milwaukee Road Ore Car, 87	20	25	___
19302	Milwaukee Road Quad Hopper with coal (FF 2), 87	24	35	___
19303	Lionel Lines Quad Hopper with coal, 87 u	20	29	___
19304	GN Covered Quad Hopper (FF 3), 88	24	25	___
19305	Chessie System Ore Car, 88	18	23	___
19307	B&LE Ore Car with load, 89	19	25	___
19308	GN Ore Car with load, 89	18	23	___
19309	Seaboard Covered Quad Hopper, 89	16	19	___
19310	L&C Quad Hopper with coal, 89	16	23	___
19311	SP Covered Quad Hopper, 90	14	19	___
19312	Reading Quad Hopper with coal, 90	21	32	___
19313	B&O Ore Car with load, 90-91	20	25	___
19315	Amtrak Ore Car with load, 91	22	30	___
19316	Wabash Covered Quad Hopper, 91	18	23	___
19317	Lehigh Valley Quad Hopper with coal, 91	47	55	___
19318	NKP Quad Hopper with coal (FF 6), 92	30	34	___
19319	Union Pacific Covered Quad Hopper, 92	19	23	___
19320	PRR Ore Car with load, 92	21	30	___
19321	B&LE Ore Car with load, 92	21	30	___
19322	C&NW Ore Car with load, 93	27	34	___
19323	Detroit & Mackinac Ore Car with load, 93	20	29	___
19324	Erie Quad Hopper with coal (FF 7), 93	25	33	___
19325	N&W 4-bay Hopper "6446-1" with coal, 97		65	___
19326	N&W 4-bay Hopper with coal, 96		60	___

MODERN ERA 1970-2010

		Exc	Mint	Cond/S
19327	N&W 4-bay Hopper "6446-3" with coal, 96		60	___
19328	N&W 4-bay Hopper "6446-4" with coal, 96		60	___
19329	N&W 4-bay Hopper "6436" with coal, 97		55	___
19330	Cotton Belt 4-bay Hopper "64661" with coal, 98		45	___
19331	Cotton Belt 4-bay Hopper "64662" with coal, 98		45	___
19332	Cotton Belt 4-bay Hopper "64663" with coal, 98		45	___
19333	Cotton Belt 4-bay Hopper "64664" with coal, 98		45	___
19338	Cotton Belt 4-bay Hopper 2-pack, 99		120	___
19339	Cotton Belt 4-bay Hopper "64469," 99		NRS	___
19340	Cotton Belt 4-bay Hopper "64470," 99		NRS	___
19341	LV 2-bay Hopper "6456," 99		30	___
19344	D&RGW 3-bay Cylindrical Hopper "15990," 99-00		42	___
19345	CN 3-bay Cylindrical Hopper "370708," 99-00		95	___
19346	PRR 4-bay Hopper with coal "744433," 01		40	___
19347	LV 2-bay Hopper "643657," 01		40	___
19348	Duluth, Missabe & Iron Range Ore Car "28000," 03		25	___
19349	U.S. Steel Ore Car "19349," 03		29	___
19350	Postwar "6636" Alaska Quad Hopper, 03		34	___
19357	N&W Hopper "6446-25," Archive Collection, 07		50	___
19371	Burlington Northern I-Beam Car, 04		60	___
19400	Milwaukee Road Gondola with cable reels (FF 2), 87	23	31	___
19401	GN Gondola with coal (FF 3), 88	14	16	___
19402	GN Crane Car (FF 3), 88	47	65	___
19403	WM Gondola with coal (FF 4), 89	20	25	___
19404	Trailer Train Flatcar with WM trailers (FF 4), 89	29	33	___
19405	Southern Crane Car, 91	42	65	___
19406	West Point Mint Car, 91 u	38	55	___
19408	Frisco Gondola with coil covers (FF 5), 91	26	31	___
19409	Southern Flatcar with stakes, 91	18	22	___
19410	NYC Gondola with canisters, 91	47	55	___
19411	NKP Flatcar with Sears trailer (FF 6), 92	50	65	___
19412	Frisco Crane Car, 92	49	65	___
19413	Frisco Flatcar with stakes, 92	16	21	___
19414	Union Pacific Flatcar with stakes (SSS), 92	19	26	___
19415	Erie Flatcar with trailer "7200" (FF 7), 93	28	39	___
19416	ICG TTUX Flatcar Set with trailers (SSS), 93	70	75	___
19419	Charlotte Mint Car, 93	25	32	___
19420	Lionel Lines Vat Car, 94	24	25	___
19421	Hirsch Brothers Vat Car, 95	20	24	___
19423	Circle L Racing Flatcar "6424" with stock cars, 96		27	___

MODERN ERA 1970-2010

		Exc	Mint	Cond/S
19424	Edison Electric Depressed Center Flatcar "6461" with transformer, 97		31	___
19427	Evans Auto Loader "6414," 99		55	___
19428	Evans Boat Loader "6414," 99		70	___
19429	Culvert Gondola "6342," 98-99		48	___
19430	ATSF Flatcar "6411" with Beechcraft Bonanza, 98		47	___
19438	Christmas Gondola (std O), 98		44	___
19439	Flatcar with safes, 98		35	___
19440	Flatcar with FedEx trailer, 98		34	___
19441	Lobster Vat Car, 98		32	___
19442	Water Supply Flatcar with tank (SSS), 98		31	___
19444	Flatcar with VW Bug, 98		38	___
19445	Borden Milk Tank Car "520," 99		38	___
19446	Pittsburgh Paint Vat Car, 99		43	___
19447	Mama's Baked Beans Vat Car, 99		35	___
19448	Easter Gondola "6462" with candy, 99		27	___
19449	Liquified Gas Tank Car "6469," 99		31	___
19450	Barrel Ramp Car "6343," 99		34	___
19451	Wheel Car "6262," 99		32	___
19454	PRR Flatcar "6424" with gondola, 99		25	___
19455	Lionel Lines Flatcar "6430" with Cooper-Jarrett trailers, 99		60	___
19457	Lionel Lines Extension Searchlight Car, 99		40	___
19459	Valentine Gondola "6462" with candy, 99		50	___
19471	Mobil Flatcar with 2 trailers, 00 u		90	___
19472	Mobil Bulkhead Flatcar with tank, 00 u		65	___
19474	L&N Flatcar "6424" with trailer frames, 99		26	___
19476	Zoo Gondola "6462" with animals, 99-00		43	___
19477	Monday Night Football Flatcar with trailer, 01		30	___
19478	Culvert Gondola "6342," 99		45	___
19479	Borden Milk Car "521," 00		38	___
19480	Valentine's Vat Car "6475," 99-00		30	___
19481	Easter Vat Car, 99-00		38	___
19482	NYC Flat with trailer "6424," 00		50	___
19483	VW Beetle Flatcar, 00		48	___
19484	Flatcar "6264" with timber, 00		34	___
19485	PRR Culvert Gondola "347004," 01		49	___
19486	NYC Lumber Flatcar, 01		34	___
19487	Flatcar "6800" with airplane, 00		37	___
19489	Evans Auto Loader "500085," 00		50	___
19490	Postwar "6475" Libby's Vat Car, 01-02		32	___
19491	Christmas Vat Car, 01		30	___
19492	WM Skeleton Log Car 3-pack, 01		95	___
19496	Westside Lumber Skeleton Log Car 3-pack, 01		125	___
19500	Milwaukee Road Reefer (FF 2), 87	30	39	___
19502	C&NW Reefer, 87	30	37	___

MODERN ERA 1970-2010

		Exc	Mint	Cond/S
19503	Bangor & Aroostook Reefer, 87	22	25	___
19504	Northern Pacific Reefer, 87	20	22	___
19505	Great Northern Reefer (FF 3), 88	29	35	___
19506	Thomas Newcomen Reefer, 88	18	23	___
19507	Thomas Edison Reefer, 88	21	27	___
19508	Leonardo da Vinci Reefer, 89	19	27	___
19509	Alexander Graham Bell Reefer, 89	17	20	___
19510	PRR Stock Car (FARR 5), 89 <i>u</i>	25	26	___
19511	WM Reefer (FF 4), 89	22	28	___
19512	Wright Brothers Reefer, 90	17	21	___
19513	Ben Franklin Reefer, 90	17	20	___
19515	Milwaukee Road Stock Car (FF 2), 90 <i>u</i>	33	41	___
19516	George Washington Reefer, 89 <i>u</i> , 91	14	19	___
19517	Civil War Reefer, 89 <i>u</i> , 91	14	19	___
19518	Man on the Moon Reefer, 89 <i>u</i> , 91	13	17	___
19519	Frisco Stock Car (FF 5), 91	26	31	___
19520	CSX Reefer, 91	18	23	___
19522	Guglielmo Marconi Reefer, 91	19	23	___
19523	Dr. Robert Goddard Reefer, 91	19	23	___
19524	Delaware & Hudson Reefer (SSS), 91	29	32	___
19525	Speedy Alka Seltzer Reefer, 91 <i>u</i>	31	38	___
19526	Jolly Green Giant Reefer, 91 <i>u</i>	21	33	___
19527	Nickel Plate Road Reefer (FF 6), 92	20	29	___
19528	Joshua L. Cowen Reefer, 92	23	28	___
19529	A.C. Gilbert Reefer, 92	18	23	___
19530	Rock Island Stock Car, 92 <i>u</i>	34	38	___
19531	Rice Krispies Reefer, 92 <i>u</i>	23	33	___
19532	Hormel Reefer "901," 92 <i>u</i>	18	24	___
19535	Erie Reefer (FF 7), 93	23	26	___
19536	Soo Line REA Reefer (SSS), 93	29	35	___
19538	Hormel Reefer "102," 94	22	25	___
19539	Heinz Reefer, 94	37	46	___
19540	Broken Arrow Ranch Stock Car "3356," 97		28	___
19552	Rutland Reefer "395" (std O), 00		32	___
19553	ATSF Stock Car "23003," 00		37	___
19554	Postwar Celebration Milk Car "36621," 00		125	___
19555	Swift Reefer "5839," red, 01		33	___
19556	Swift Reefer "1020," silver, 01		31	___
19557	Circus Stock Car "6376," 00		32	___
19558	Postwar "6556" MKT Stock Car, 02		27	___
19559	MKT Stock Car, girls set add-on, 02		95	___
19560	NP 2-door Stock Car "6356," Archive Collection, 02		33	___
19564	Postwar "6672" Santa Fe Reefer, 03		35	___
19565	Burlington Reefer "6672," Archive Collection, 03		35	___
19567	Postwar "6572" Railway Express Agency Reefer, 05		45	___

MODERN ERA 1970-2010

		Exc	Mint	Cond/S
19568	GN Reefer, Archive Collection, 05		45	___
19569	Pillsbury Reefer, traditional, 05		53	___
19570	Nestle Nesquik Reefer, traditional, 05		53	___
19572	NYC Reefer "6672," Archive Collection, 06		45	___
19573	Postwar "6356" NYC Stock Car, 06-07		50	___
19574	GN Stock Car, 08		50	___
19575	REA Reefer "6721," 08-09		50	___
19576	Alaska Reefer, 08		50	___
19599	Old Glory Reefers, set of 3, 89 u, 91	37	43	___
19600	Milwaukee Road 1-D Tank Car (FF 2), 87	33	40	___
19601	North American 1-D Tank Car (FF 4), 89	27	29	___
19602	Johnson 1-D Tank Car (FF 5), 91	24	30	___
19603	GATX 1-D Tank Car (FF 6), 92	32	41	___
19604	Goodyear 1-D Tank Car (SSS), 93	33	36	___
19605	Hudson's Bay 1-D Tank Car (SSS), 94	25	29	___
19607	Sunoco 1-D Tank Car "6315," 96		23	___
19608	Sunoco Aviation Services 1-D Tank Car "6315" (SSS), 97		38	___
19611	Gulf Oil 1-D Tank Car "6315," 98		33	___
19612	Gulf Oil 3-D Tank Car "6425," 98		30	___
19614	BASF 1-D Tank Car "UTLX 78252," 99-00		25	___
19615	Vulcan Chemicals 1-D Tank Car, 99-00		25	___
19621	Centennial 1-D Tank Car "6015-1," 99		44	___
19622	Centennial 1-D Tank Car "6015-2," 99		48	___
19623	Centennial 1-D Tank Car "6015-3," 99		46	___
19624	Centennial 1-D Tank Car "6015-4," 99		44	___
19625	Ethyl Tank Car " 6236," 01		31	___
19626	Diamond Chemical Tank Car "19419," 01		29	___
19627	Shell 1-D Tank Car "1227," 01		37	___
19628	Lion Oil 1-D Tank Car "2256," 01		35	___
19634	General American 1-D Tank Car, 01		30	___
19635	U.S. Army 1-D Tank Car "10936," 01		31	___
19636	Hooker Chemicals 1-D Tank Car "6180," 01		36	___
19637	GATX TankTrain Intermediate Car "44589" (std O), 02		55	___
19638	CN TankTrain Intermediate Car "75571" (std O), 02		65	___
19639	GATX TankTrain Intermediate Car 3-pack (std O), 02		140	___
19644	Union Texas 1-D Tank Car "9922," 02		33	___
19645	Penn Salt 1-D Tank Car "4730," 02		33	___
19646	CN TankTrain Intermediate Car "75571" (std O), 03		45	___
19647	GATX TankTrain Intermediate Car "44589" (std O), 03		45	___
19649	Scrooge McDuck Mint Car, 05		188	___
19651	Santa Fe Tool Car, 87	30	35	___
19652	Jersey Central Bunk Car, 88	25	33	___
19653	Jersey Central Tool Car, 88	26	32	___

MODERN ERA 1970-2010

		Exc	Mint	Cond/S
19654	Amtrak Bunk Car, 89	22	25	___
19655	Amtrak Tool Car, 90-91	23	30	___
19656	Milwaukee Road Bunk Car, smoke, 90	40	50	___
19657	Wabash Bunk Car, smoke, 91-92	36	42	___
19658	Norfolk & Western Tool Car, 91	24	29	___
19660	Mint Car, 98		40	___
19663	Pratt's Hollow Bunk Car "5717," 99		40	___
19664	Ambassador Award Bunk Car, bronze, 99 u		368	___
19665	Ambassador Engineer Bunk Car, silver, 99 u		563	___
19666	Ambassador Cowen Bunk Car, gold, 99 u		393	___
19667	Wellspring Gold Bullion Car, 99		50	___
19669	King Tut Museum Car "9660," 99		65	___
19670	NY Federal Reserve Bullion Car "6445," 00		44	___
19671	Lionel Model Shop Display Car "6445-01," 99-00		50	___
19672	Lionel Mines Mint Car, 00 u		250	___
19673	Wellspring Capital Management Mint Car, 99 u		208	___
19674	Lionel Lines Platinum Car, 00		43	___
19675	Lionel Model Shop Display "6445-2," 01		42	___
19676	Philadelphia Mint Car, 01		40	___
19677	Fort Knox Mint Car "6445," 00		50	___
19678	U.S. Army Bunk Car, 02		45	___
19679	St. Louis Federal Reserve Mint Car, 02		38	___
19681	Area 51 Alien Suspension Car, 02		47	___
19682	Alaska Klondike Mining Mint Car, 02		40	___
19683	Pony Express Mint Car, 02		50	___
19686	Chicago Federal Reserve Mint Car "6445," 03-04		45	___
19687	UP Bunk Car "3887," smoke, 03		40	___
19688	Postwar "6445" Fort Knox Mint Car, 02-03		39	___
19689	CIBRO TankTrain Intermediate Car 3-pack (std O), 03		100	___
19694	Pony Express Mint Car, 03		50	___
19696	U.S. Savings Bond Mint Car, 00		150	___
19697	U.S. Bureau of Engraving and Printing Mint Car "19697," 04		40	___
19698	San Francisco Federal Reserve Mint Car, 04		40	___
19700	Chessie System Extended Vision Caboose, 88	43	50	___
19701	Milwaukee Road N5c Caboose (FF 2), 88	50	65	___
19702	PRR N5c Caboose, 87	44	55	___
19703	GN Extended Vision Caboose (FF 3), 88	42	49	___
19704	WM Extended Vision Caboose, smoke (FF 4), 89	42	49	___
19705	CP Rail Extended Vision Caboose, smoke, 89	43	47	___
19706	UP Extended Vision Caboose "9706," smoke, 89	40	43	___

MODERN ERA 1970-2010

		Exc	Mint	Cond/S
19707	SP Work Caboose with searchlight, smoke, 90	55	60	___
19708	Lionel Lines Bay Window Caboose, 90	43	46	___
19709	PRR Work Caboose, smoke, 89, 91	55	70	___
19710	Frisco Extended Vision Caboose, smoke (FF 5), 91	43	47	___
19711	NS Extended Vision Caboose, smoke, 92	47	65	___
19712	PRR N5c Caboose, 91	44	47	___
19714	NYC Work Caboose with searchlight, smoke, 92	100	130	___
19715	DM&IR Extended Vision Caboose "C-217," 92 u	50	60	___
19716	IC Extended Vision Caboose "9405," smoke, 93	105	135	___
19717	Susquehanna Bay Window Caboose "0121," 93	44	55	___
19718	C&IM Extended Vision Caboose "74," 92 u	38	45	___
19719	Erie Bay Window Caboose "C-300" (FF 7), 93	47	55	___
19720	Soo Line Extended Vision Caboose (SSS), 93	39	47	___
19721	GM&O Extended Vision Caboose "2956," 93 u	47	50	___
19723	Disney Extended Vision Caboose, 94	36	45	___
19724	JCPenney MKT Extended Vision Caboose "125," 94 u	38	43	___
19726	NYC Bay Window Caboose (SSS), 95	50	60	___
19727	Pennsylvania N5c Caboose "477938," 96		30	___
19728	N&W Bay Window Caboose, 96		70	___
19732	ATSF Bay Window Caboose "6517," 96		49	___
19733	New York Central Caboose "6357," 96		30	___
19734	Southern Pacific Caboose "6357," 96		26	___
19736	PRR N5c Caboose "6417," 97		27	___
19737	Lackawanna Searchlight Caboose "2420," 97		75	___
19738	Conrail N5c Caboose "6417" (SSS), 97		55	___
19739	NYC Wood-sided Caboose "6907," 97		60	___
19740	Virginian N5c Caboose "6427," 97 u		65	___
19741	Pennsylvania N5c Caboose "6417," 98		50	___
19742	Erie Bay Window Caboose "C301," Caboose Talk, 98		95	___
19748	SP&S Bay Window Caboose "6517," 97 u		50	___
19749	SP Bay Window Caboose "6517," 98		100	___
19750	Holiday Music Bay Window Caboose, 98		160	___
19751	PRR N5c Caboose "492418," 98		30	___
19752	NP Bay Window Caboose "407," 98		50	___
19753	UP Extended Vision Caboose "25641," 98		55	___
19754	NYC Caboose "20112," 98		55	___
19755	Centennial Porthole Caboose, 99		50	___
19756	Lionel Lines Bay Window Caboose, 99		50	___
19758	DL&W Work Caboose "6419," 99		55	___
19759	Corvette N5c Caboose, 99		60	___

MODERN ERA 1970-2010

		Exc	Mint	Cond/S
19772	Lionel Visitor's Center Vat Car, 99 <i>u</i>		40	___
19773	Lionel Kids Club Barrel Ramp Car "6343," 96 <i>u</i>		45	___
19778	Case Cutlery Wood-sided Caboose "1889" (std O), 99 <i>u</i>		NRS	___
19779	SP Bay Window Caboose "1908," 99		65	___
19780	LV Porthole Caboose "641751," 99-00		43	___
19781	Vapor Records Holiday Porthole Caboose "6417," 99-00		38	___
19782	NYC Bay Window Caboose "21719," 00		65	___
19783	Ford Mustang Extended Vision Caboose, 01		50	___
19785	SP Bay Window Caboose "6517," 00		55	___
19786	PRR Extended Vision Caboose, 00 <i>u</i>		40	___
19787	PRR Extended Vision Caboose "477927," 01		40	___
19790	Postwar "6417" Lehigh Valley Caboose, 02		41	___
19792	Postwar "C301" Erie Bay Window Caboose, 03		45	___
19796	C&O Bay Window Caboose, 03		50	___
19800	Circle L Ranch Operating Cattle Car, 88	75	95	___
19801	Poultry Dispatch Chicken Car, 87	20	27	___
19802	Carnation Milk Car, 87	85	100	___
19803	Reading Ice Car, 87	38	45	___
19804	Wabash Operating Hopper, 87	25	33	___
19805	Santa Fe Operating Boxcar, 87	28	38	___
19806	PRR Operating Hopper, 88	28	32	___
19807	PRR Extended Vision Caboose, smoke, 88	39	47	___
19808	NYC Ice Car, 88	38	49	___
19809	Erie-Lackawanna Operating Boxcar, 88	27	35	___
19810	Bosco Milk Car, 88	80	100	___
19811	Monon Brakeman Car, 90	50	55	___
19813	Northern Pacific Ice Car, 89 <i>u</i>	41	46	___
19815	Delaware & Hudson Brakeman Car, 92	49	60	___
19816	Madison Hardware Operating Boxcar "190991," 91 <i>u</i>	120	135	___
19817	Virginian Ice Car, 94	31	41	___
19818	Dairymen's League Milk Car "788," 94	65	80	___
19819	Poultry Dispatch Car (SSS), 94	36	43	___
19820	Die-cast Tender, RailSounds II, 95-96		175	___
19821	UP Operating Boxcar, 95	31	36	___
19822	Pork Dispatch Car, 95	29	39	___
19823	Burlington Ice Car, 94 <i>u</i> , 95	39	49	___
19824	U.S. Army Target Launcher, 96		30	___
19825	Generator Car, 96		50	___
19827	NYC Operating Boxcar, 97		37	___
19828	C&NW Animated Stock Car "3356" and Stockyard, 96-97		100	___
19830	U.S. Mail Operating Boxcar "3428," 97		39	___
19831	GM Generator Car "3530," power pole and wire, 97		46	___

MODERN ERA 1970-2010

		Exc	Mint	Cond/S
19832	Cola Ice Car "6352," 97		47	___
19833	Tender "2426RS," RailSounds II, 97		240	___
19834	LL 6-wheel Crane Car "2460," 97		60	___
19835	FedEx Animated Boxcar "3464X," 97		38	___
19837	Bucyrus 6-wheel Crane Car "2460," 99		49	___
19845	Aquarium Car "3435," CC, 98		155	___
19846	Animated Giraffe Car "3376C," 98		105	___
19850	Stock Car "33760," RailSounds, 00		130	___
19853	Firefighting Instruction Generator Car (SSS), 98		60	___
19854	Lionelville Fire Car (SSS), 98		55	___
19855	Christmas Aquarium Car, 98		60	___
19856	Mermaid Transport, 98		65	___
19857	NYC Firefighting Instruction Car "19853," 98-99		175	___
19858	Lionelville Operating Searchlight Car "19854," 99		65	___
19859	REA Boxcar "6267," steam RailSounds, 99		170	___
19860	Conrail Boxcar "169671," diesel RailSounds, 99		140	___
19864	Animated Ostrich Boxcar, 99		37	___
19867	Operating Poultry Dispatch Car "3434," 99		48	___
19868	Shark Aquarium Car "3435," 99		190	___
19869	Alien Aquarium Car "3435," 99		49	___
19877	ATSF Operating Barrel Car, 99		55	___
19878	Operating Helium Tank Flatcar "3362," 99		40	___
19880	Lionel Lines Extension Searchlight Car, 00		50	___
19882	Sanderson Farms Poultry Car "3434," 99		41	___
19883	LL Bucyrus Erie Crane Car "64608," 99		45	___
19884	Atlantis Travel Aquarium Car, 00 u		95	___
19885	N&W Operating Hopper Car, 00		31	___
19886	Seaboard Boxcar "16126," steam RailSounds, 00		140	___
19887	SP Boxcar "651663," diesel RailSounds, 00		140	___
19888	Christmas Music Boxcar, 01		65	___
19889	PRR Bay Window Caboose "477719," Crewtalk, 00		140	___
19890	Santa Fe Bay Window Caboose "999211," Crewtalk, 00		100	___
19894	Hood's Operating Milk Car with platform, 03-04		95	___
19894	Pony Express Mint Car, 03		50	___
19895	3356 Santa Fe Horse Car with corral, 04		120	___
19896	USMC Missile Launch Sound Car "45," 03-04		165	___
19897	NYC Crane Car, TMCC, 04		255	___
19898	Nestle Nesquik Operating Milk Car with platform, 04		95	___
19899	Pennsylvania Crane Car "19899" CC, 03-05		260	___
19900	Toy Fair Boxcar, 87 u	65	80	___

MODERN ERA 1970-2010

		Exc	Mint	Cond/S
19901	"I Love Virginia" Boxcar, 87	25	35	___
19902	Toy Fair Boxcar, 88 <i>u</i>	55	80	___
19903	Christmas Boxcar, 87 <i>u</i>	32	47	___
19904	Christmas Boxcar, 88 <i>u</i>	32	43	___
19905	"I Love California" Boxcar, 88	20	24	___
19906	"I Love Pennsylvania" Boxcar, 89	26	32	___
19907	Toy Fair Boxcar, 89 <i>u</i>	38	55	___
19908	Christmas Boxcar, 89 <i>u</i>	30	47	___
19909	"I Love New Jersey" Boxcar, 90	19	25	___
19910	Christmas Boxcar, 90 <i>u</i>	35	38	___
19911	Toy Fair Boxcar, 90 <i>u</i>	75	95	___
19912	"I Love Ohio" Boxcar, 91	21	28	___
19913	Christmas Boxcar, 91	34	41	___
19913	Lionel Employee Christmas Boxcar, 91 <i>u</i>	150	200	___
19914	Toy Fair Boxcar, 91 <i>u</i>	38	50	___
19915	"I Love Texas" Boxcar, 92	35	60	___
19916	Lionel Employee Christmas Boxcar, 92 <i>u</i>	190	220	___
19917	Toy Fair Boxcar, 92 <i>u</i>	55	60	___
19918	Christmas Boxcar, 92 <i>u</i>	49	70	___
19919	"I Love Minnesota" Boxcar, 93	40	60	___
19920	Lionel Visitor's Center Boxcar, 92 <i>u</i>	26	32	___
19921	Lionel Employee Christmas Boxcar, 93 <i>u</i>	140	185	___
19922	Christmas Boxcar, 93	33	41	___
19923	Toy Fair Boxcar, 93 <i>u</i>	65	95	___
19925	Lionel Employee Learning Center Boxcar, 93 <i>u</i>	80	85	___
19926	"I Love Nevada" Boxcar, 94	21	26	___
19927	Lionel Visitor's Center Boxcar, 93 <i>u</i>	26	33	___
19928	Lionel Employee Christmas Boxcar, 94 <i>u</i>	205	230	___
19929	Christmas Boxcar, 94	30	40	___
19931	Toy Fair Boxcar, 94 <i>u</i>	49	65	___
19932	Lionel Visitor's Center Boxcar, 94 <i>u</i>	26	33	___
19933	"I Love Illinois" Boxcar, 95	21	27	___
19934	Lionel Visitor's Center Boxcar, 95 <i>u</i>	18	22	___
19937	Toy Fair Boxcar, 95 <i>u</i>	55	75	___
19938	Christmas Boxcar, 95	26	34	___
19939	Lionel Employee Christmas Boxcar, 95 <i>u</i>	230	240	___
19941	"I Love Colorado" Boxcar, 95	23	30	___
19942	"I Love Florida" Boxcar, 96	19	27	___
19943	"I Love Arizona" Boxcar, 96	20	25	___
19944	Lionel Visitor's Center Tank Car, 96 <i>u</i>		35	___
19945	Holiday Boxcar, 96		33	___
19946	Lionel Employee Christmas Boxcar, 96 <i>u</i>		195	___
19947	Lionel Toy Fair Boxcar, 96 <i>u</i>		200	___
19948	Visitor's Center Flatcar with trailer, 96 <i>u</i>		34	___
19949	"I Love NY" Boxcar, 97		50	___
19950	"I Love Montana" Boxcar, 97		30	___

MODERN ERA 1970-2010

		Exc	Mint	Cond/S
19951	"I Love Massachusetts" Boxcar, 98		26	___
19952	"I Love Indiana" Boxcar, 98		31	___
19955	Lionel Visitor's Center Gondola with coil covers, 98 u		20	___
19956	Toy Fair Boxcar "777," 98 u		65	___
19957	Ambassador Caboose, 97 u		453	___
19958	Ambassador Caboose, silver (std O), 98 u		540	___
19959	Ambassador Caboose, gold (std O), 98 u		730	___
19964	U.S. JCI Senate Boxcar, 92 u	55	63	___
19968	"I Love Maine" Boxcar, 99		40	___
19969	"I Love Vermont" Boxcar, 99		40	___
19970	"I Love New Hampshire" Boxcar, 99		34	___
19971	"I Love Rhode Island" Boxcar, 99		34	___
19976	Lionel Employee Holiday Boxcar, 99 u		150	___
19977	Toy Fair Boxcar, 99 u		50	___
19981	Lionel Centennial Boxcar, 99		30	___
19982	Lionel Centennial Boxcar, 99		30	___
19983	Lionel Centennial Boxcar, 99		30	___
19984	Lionel Centennial Boxcar, 99		30	___
19985	"I Love Georgia" Boxcar, 99-00		45	___
19986	"I Love North Carolina" Boxcar, 99-00		40	___
19987	"I Love South Carolina" Boxcar, 99-00		40	___
19988	"I Love Tennessee" Boxcar, 99-00		55	___
19989	Toy Fair Boxcar, 00 u		55	___
19996	Toy Fair Boxcar, 01 u		50	___
19997	Lionel Employee Boxcar, 01 u		120	___
19998	Christmas Boxcar, 01		33	___
19999	Lionel Visitor's Center 4-bay Hopper, 02 u		150	___
21029	World of Little Choo Choo Set, 94 u, 95	36	43	___
21141	North Dakota State Quarter Gondola Bank, 07		60	___
21142	South Dakota State Quarter Hopper Bank, 07		60	___
21163	SuperStreets FasTrack Grade Crossing, 08-09		20	___
21164	SuperStreets 10" Transition to FasTrack, 08-09		9	___
21165	SuperStreets Transition to FasTrack, 2 pieces, 08-09		17	___
21168	City Traction Trolley Add-on, 08		75	___
21169	City Traction Speeder Add-on, 08		75	___
21170	NYC 15" Heavyweight Passenger Car 4-pack, 07		250	___
21175	NYC 15" Heavyweight Passenger Car 2-pack, 07		125	___
21198	ATSF Alco Diesel AA Set, horn, 08		200	___
21199	ATSF <i>Midnight Chief</i> Streamliner Car 4-pack, 08		200	___
21204	ATSF <i>Midnight Chief</i> Streamliner Car 2-pack, 08		100	___

MODERN ERA 1970-2010

		Exc	Mint	Cond/S
21207	SP Diesel Work Train, 07		175	___
21212	NH Diesel Freight Set, 07		250	___
21217	Southern Diesel Executive Inspection Train, 07		175	___
21229	Ringling Bros. S2 Diesel Switcher, horn, 07		80	___
21230	Ringling Bros. Porter Locomotive, 07		105	___
21231	Ringling Bros. Streamliner Car 4-pack, 07		210	___
21234	Ringling Bros. Streamliner Car 2-pack, 07		105	___
21237	Ringling Bros. Flatcar with 3 wagons, 07		50	___
21238	Ringling Bros. Flatcar with 3 wagons, 07		50	___
21239	Ringling Bros. Flatcar with crates, 07		45	___
21240	Ringling Bros. Flatcar with front end loader and poles, 07		45	___
21252	Boy Flying Kite, 08		60	___
21253	Operating Bunk Car Yard Office, 07		80	___
21261	SuperStreets 2.5" Straight-to-Curve Connector, 4 pieces, 08-09		9	___
21265	Operating Voltmeter Car, 07		75	___
21266	SuperStreets Intersection, 4 pieces, 08-09		40	___
21267	PRR Boxcab Electric Locomotive, horn, 07		90	___
21271	WP Operating Coal Dump Car with vehicle, 07		33	___
21276	Congressional Diner, smoke, 07		110	___
21277	Operating Flagman's Shanty, 08		70	___
21279	Roach Wranglers Pest Control Van, 08		30	___
21281	SuperStreets D21 Curve, 08-09		3	___
21282	SuperStreets 2.5" Curve-to-Curve Connector, 4 pieces, 08-09		9	___
21283	SuperStreets Tubular Track Grade Crossing, 08-09		18	___
21284	SuperStreets 10" Tubular Transition, 08-09		8	___
21285	SuperStreets 10" Tubular Transition, 2 pieces, 08-09		14	___
21286	SuperStreets Intersection, 08-09		10	___
21287	SuperStreets Y Roadway, 08-09		12	___
21288	SuperStreets O Gauge Conversion Pins, 08-09		2	___
21289	SuperStreets Connector Pins, 08-09		2	___
21290	SuperStreets Hookup Wires, 2 pieces, 08-09		3	___
21291	Dogbone Expander pack, 08-09		25	___
21296	City Traction Classic Truck, 07		30	___
21298	NYC 4-6-4 Hudson Locomotive "5279," CC, 07		500	___
21316	PE RS3 Diesel "2815," CC, 07		350	___
21324	Acrobats and Clowns Figures, 10 pieces, 08-09		12	___
21325	Ringmaster Circus Figures, 5, with accessories, 08-09		12	___
21326	PRR 15" Interurban Car 2-pack, 07		200	___
21354	Fresh Never Frozen Fish Transport Car, 07		80	___

MODERN ERA 1970-2010

		Exc	Mint	Cond/S
21355	Dump Bin, 08-09		20	___
21358	Special Addition Boxcar, Girl, 08-09		25	___
21359	Special Addition Boxcar, Boy, 08-09		25	___
21368	Passenger Coach Figures, 9 pieces, 08-09		11	___
21369	Walking Figures, 8 pieces, 08-09		11	___
21370	Sitting Figures, 6, with benches, 08-09		11	___
21371	Standing Figures, 8 pieces, 08-09		11	___
21372	Railroad Station Figures, 6, with accessories, 08		11	___
21373	School Figures, 7, with accessories, 08-09		11	___
21374	Service Station Figures, 5, with accessories, 08-09		11	___
21375	Police Figures, 10, with dog, 08		20	___
21376	Seated Passenger Figures, 40 pieces, 08		27	___
21377	Mounted Police, 3, with horses, 08-09		11	___
21378	Factory, 08-09		18	___
21379	Police Station, 08-09		16	___
21380	Colonial House, 08-09		16	___
21381	Suburban Station, 08-09		16	___
21382	School, 08-09		17	___
21383	Suburban Ranch House, 08-09		15	___
21384	Service Station with gas pumps, 08-09		17	___
21385	Barn and Chicken Coop, 08-09		20	___
21386	Firehouse, 08-09		17	___
21387	Church, 08-09		15	___
21388	Country L-shaped Ranch House, 08-09		16	___
21389	Supermarket, 08-09		12	___
21390	Diner, 08-09		15	___
21394	Rotating Beacon, 08-09		31	___
21396	Single Tunnel Portals, pair, 08-09		15	___
21397	SuperSnap 31" Remote Switch, left hand, 08-09		55	___
21398	SuperSnap 31" Remote Switch, right hand, 08-09		55	___
21399	SuperSnap 72" Remote Switch, left hand, 08-09		70	___
21400	SuperSnap 72" Remote Switch, right hand, 08-09		70	___
21412	NYC Plymouth Switcher Freight Set, 07		155	___
21430	SuperStreets D16 Curve, 08-09		2	___
21431	SuperStreets 10" Straight Track, 08-09		2	___
21432	SuperStreets D16 Curved Track, 8 pieces, 08-09		18	___
21433	SuperStreets 5" Straight Track, 4 pieces, 08-09		14	___
21434	SuperStreets 10" Straight Track, 8 pieces, 08-09		19	___
21435	World War II Seated Soldiers, 9, with benches, 08-09		20	___
21436	Rings and Things Circus Accessories, 08-09		10	___

MODERN ERA 1970-2010

		Exc	Mint	Cond/S
21438	Remote Controller, 07		27	___
21442	City Figures, 7, with scooter, 08-09		11	___
21443	Factory Figures, 6, with accessories, 08-09		11	___
21444	Church Figures, 5, with accessories, 08-09		11	___
21445	Firefighting Figures, 11, with accessories, 08-09		20	___
21449	Operating Loading Platform with flatcar, 07-08		80	___
21450	Unloading Station with dumb bins, 07		100	___
21451	Girder Bridge with stone piers, 07		40	___
21452	Graduate Trestle Set, 26 pieces, 07		50	___
21453	Elevated Trestle Set, 10 pieces, 07		40	___
21454	Double Tunnel Portals, 2 pieces, 08-09		20	___
21456	UPS Step Van, 07		30	___
21466	Ringling Bros. 15" Aluminum Advertising Car, 07		110	___
21469	Ringling Bros. Flatcar, white, with container, 07		45	___
21470	Ringling Bros. Flatcar, blue, with container, 07		45	___
21471	Ringling Bros. Flatcar with 2 trailers, 08-09		60	___
21472	Ringling Bros. Flatcar with 2 trailers, 08-09		60	___
21476	Strasburg Plymouth Diesel Switcher, 07		100	___
21494	WM RS3 Diesel "189," CC, 07		350	___
21529	Montana State Quarter Boxcar Bank, 08		45	___
21542	Washington State Quarter Tank Car Bank, 08		45	___
21543	Boyd Bros. Ford Classic Truck, 08		33	___
21549	Ringling Bros. Crew Bus, 08		33	___
21552	S.W.A.T. Team Step Van, 08		30	___
21560	Reading Flatcar with rail load, 07		25	___
21567	School Bus SuperStreets Set, 08		110	___
21568	Dirty Dogz Van SuperStreets Set, 08		100	___
21569	Angelo's Pizza Delivery Van, 08		30	___
21570	Flying Colors Painting Van, 08		30	___
21571	SuperStreets 10" Insulated Roadway, 2 pieces, 08-09		8	___
21572	SuperStreets 5" Straight School, 2 pieces, 08-09		8	___
21573	SuperStreets 5" Straight Stop Ahead, 2 pieces, 08-09		8	___
21574	SuperStreets 5" Straight Crosswalk, 2 pieces, 08-09		8	___
21575	SuperStreets 10" Crossing, 2 pieces, 08-09		10	___
21576	SuperStreets Skid Mark Roadway Pack, 08-09		13	___
21577	Snack-On Step Van, 08		30	___
21582	Keystone Coal Porter Locomotive, 08		100	___
21583	Keystone Coal Freight Car 4-pack, 08		100	___
21590	ATSF "Midnight Chief" 2-bay Hopper "162277," 08		25	___

MODERN ERA 1970-2010

Exc Mint Cond/S

21591	ATSF "Midnight Chief" Flatcar "94468" with trailer, 08	43	___
21592	ATSF "Midnight Chief" Caboose, 08	25	___
21593	ATSF "Midnight Chief" Boxcar "621593," 08	35	___
21594	NYC <i>Empire State Express</i> 15" Aluminum Car 4-pack, 08-09	420	___
21599	SP flatcar with wheel load, 07	35	___
21600	B&M RS3 Diesel "1538," CC, 08-09	350	___
21607	Jack Frost Hopper "327" with sugar load, 08	25	___
21609	Elephants and Giraffes, 2 pair, 08-09	13	___
21610	Lions and Tigers, 2 pair, 08-09	13	___
21611	Horses, 4 pieces, 08	13	___
21621	ATSF Operating Boxcar "22658," 08-09	90	___
21623	Rutland Operating Milk Car with platform, 08-09	150	___
21626	Rath Wood-sided Reefer "622," 09	45	___
21627	Greenlee Packing Wood-sided Reefer "3862," 09	45	___
21628	CNJ Reefer "1438," 08-09	35	___
21629	C&O Reefer "7783," 08-09	35	___
21630	UP Stock Car "42005," 09	45	___
21631	Reading Boxcar "107984," 08-09	35	___
21632	GN Boxcar "34285," 08-09	35	___
21633	RI "Route of the Rockets" Boxcar "21110," 09	40	___
21634	Tidewater Flying A 1-D Tank Car "1367," 09	40	___
21635	Southern Depressed Center Flatcar, 2 transformers, 09	43	___
21636	NS Flatcar with bulkheads and stakes, 08-09	35	___
21637	Ontario Northland Ribbed Hopper with coal, 09	40	___
21639	Pan Am Boxcar "32126," 08-09	55	___
21640	UP Modern Steel-sided Reefer "499030," 08-09	55	___
21641	Ringling Bros. Merchandise Flatcar, 08	50	___
21643	PRR Die-cast Gondola with covers, 09	73	___
21644	PRR 16-wheel Flatcar with transformer, 08-09	80	___
21646	DT&I Work Crane and Boom Car, 09	85	___
21649	City Traction Trolley with Ringling Bros. banner, 08-09	80	___
21651	Moo-Town Creamery Step Van, 08-09	38	___
21656	Quikrete Step Van, 08-09	42	___
21658	Ringling Bros. Vintage Truck, 08-09	42	___
21659	DT&I Flatcar "90059" with Ford trailer, 08-09	60	___
21662	Moo-Town Creamery Vending Machine, 08-09	13	___
21663	Moo-Town Creamery Bunk Car Ice Cream Shop, 08-09	115	___

MODERN ERA 1970-2010

		Exc	Mint	Cond/S
21664	RI Operating Coal Dump Car with vehicle, 08-09		40	___
21665	Alaska Operating Log Dump Car with vehicle, 09		40	___
21667	Red River Lumber Boxcab Diesel with horn, 08-09		100	___
21668	CP Operating Hopper "9628," 08-09		45	___
21675	Mountain View Creamery Loading Depot, 08-09		130	___
21676	Beaver Creek Logging Die-cast Porter Locomotive, 08-09		120	___
21677	Ford Factory, 09		22	___
21679	Assured Comfort HVAC Van, 08-09		38	___
21680	Division of Prisons Bus SuperStreets Set, 08-09		150	___
21688	Ringling Bros. Heavyweight Coach 2-pack, 08-09		240	___
21691	Ringling Bros. Flatcar with 2 trailers, 08-09		60	___
21692	C&NW MP15 Diesel with Ringling Bros. banner, 08-09		140	___
21696	Ford Flatcar with 2 trucks, 08-09		53	___
21698	Lionel Van SuperStreets Set, 08-09		130	___
21701	Star Spangled GG1 Electric Locomotive "4837," 08-09		260	___
21702	Milwaukee Road Girder Bridge, 08-09		15	___
21703	ATSF <i>Black Mesa</i> Aluminum Business Car, 09		160	___
21704	C&O Double Searchlight Car with vehicle, 08-09		50	___
21706	Chatham Police Van, 08-09		38	___
21707	NYC Aluminum Business Car, 09		160	___
21709	PRR Girder Bridge, 08-09		15	___
21715	Ringling Bros. Stock Car, 08-09		60	___
21717	Pullman-Standard 1-D Tank Car, 08-09		35	___
21720	Ringling Bros. Billboard Set #2, 08-09		10	___
21721	Warning Sign Pack, 12 pieces, 08-09		25	___
21730	Regulatory Sign Pack, 12 pieces, 08-09		25	___
21738	Railroad Crossing Sign Pack, 6 pieces, 08-09		21	___
21750	NKP Rolling Stock 4-pack, 98		160	___
21751	PRR Rolling Stock 4-pack, 98		145	___
21752	Conrail Unit Trailer Train, 98		285	___
21753	Service Station Fire Rescue Train, 98	495	580	___
21754	BNSF 3-bay Covered Hopper 2-pack (std O), 98		65	___
21755	4-bay Covered Hoppers 2-pack, 98		65	___
21756	6464-style Overstamped Boxcars 2-pack, 98		65	___
21757	UP Freight Car Set, 98		185	___
21758	Bethlehem Steel "44" (SSS), 99		375	___
21759	Canadian Pacific F3 Diesel Passenger Set, 99		930	___
21761	B&M Boxcar Set, 4-pack, 99		180	___

MODERN ERA 1970-2010

		Exc	Mint	Cond/S
21763	New Haven Freight Set, 99		265	___
21766	ACL Passenger Car 2-pack, 99		385	___
21769	Centennial 1-D Tank Car Set, 4-pack, 99		195	___
21770	NYC Reefer Set, 4-pack, 99		225	___
21771	D&RGW Stock Car Set, 4-pack, 99		230	___
21774	Custom Series Consist I, 3-pack, 99		150	___
21775	Train Wreck Recovery Set, 99		190	___
21778	ATSF Train Master Diesel Freight Set, 99		NRS	___
21779	Seaboard Freight Car Set, 99		280	___
21780	NYC Aluminum Passenger Car 2-pack, 99		160	___
21781	Case Cutlery Freight Set, 99 u		900	___
21782	PRR Congressional Set, 00		930	___
21783	Monday Night Football 2-pack, 01-02		50	___
21784	QVC PRR Coal Freight Steam Set, 00 u		348	___
21785	QVC Gold Mine Freight Steam Set, 00 u		380	___
21786	Santa Fe F3 Diesel ABBA Passenger Set, 00		1500	___
21787	Blue Comet Steam Passenger Set, 01-02		1050	___
21788	Postwar Missile Launch Freight Set, 02-03		350	___
21789	Norfolk Southern Piggyback Set, CC (SSS), 01		370	___
21790	CN TankTrain Dash 9 Diesel Freight Set, 02		630	___
21791	Freedom Train Diesel Passenger Set, RailSounds, 03		540	___
21792	C&O Coal Hopper 6-pack #2 (std O), 01		145	___
21793	Virginian Coal Hopper 6-pack #2 (std O), 01		160	___
21794	Pioneer Seed GP7 Diesel Freight Set, 01 u		820	___
21795	Case Farmall Freight Set, 01 u		930	___
21796	NJ Medical Steam Freight Set, 01 u		445	___
21797	SP Daylight Passenger Set, 01		670	___
21852	MILW PS-2CD Hopper 3-pack (std O), 06		155	___
21853	BNSF PS-2CD Hopper 3-pack (std O), 06		155	___
21854	N&W PS-2CD Hopper 3-pack (std O), 06		155	___
21855	A&P Milk Car 3-pack, 06		150	___
21856	Bowman Dairy Milk Car 3-pack (std O), 06		150	___
21857	Western Dairy Milk Car 3-pack (std O), 06		150	___
21858	NP PS-4 Flatcar with trailers, 2-pack (std O), 06		170	___
21859	C&NW PS-4 Flatcar with trailers, 2-pack (std O), 06		170	___
21860	UP PS-4 Flatcar with trailers, 2-pack (std O), 06		170	___
21861	PRR PS-4 Flatcar with trailers (std O), 06		170	___
21863	ADM Unibody Tank Car 3-pack (std O), 06		135	___
21864	Cerestar Unibody Tank Car 3-pack (std O), 06		135	___
21865	Coe Rail Husky Stack Car 2-pack (std O), 06		170	___
21866	Santa Fe Husky Stack Car 2-pack (std O), 06		170	___

MODERN ERA 1970-2010

		Exc	Mint	Cond/S
21872	C&O Offset Hopper 3-pack (std O), 05		130	___
21873	P&LE Offset Hopper 3-pack (std O), 06		145	___
21874	TTX Trailer Train 2-pack (std O), 06		170	___
21875	CSX Husky Stack Car 2-pack (std O), 06		170	___
21876	Disney Villain Hi-Cube Boxcar 3-pack, 05-06		130	___
21877	Domino Sugar 1-D Tank Car 3-pack (std O), 07		135	___
21878	Procor 1-D Tank Car 3-pack (std O), 07		135	___
21879	C&EI Offset Hopper 3-pack (std O), 07		145	___
21880	Erie Offset Hopper 3-pack (std O), 07		145	___
21881	Frisco Offset Hopper 3-pack (std O), 07-08		200	___
21882	Chessie System Offset Hopper 3-pack (std O), 07		145	___
21883	C&O 3-bay Hopper 2-pack (std O), 07-08		140	___
21884	Pennsylvania Power & Light 3-bay Hopper 2-pack (std O), 07		140	___
21885	Santa Fe 3-bay Hopper 2-pack (std O), 07		140	___
21886	C&NW 3-bay Hopper 2-pack (std O), 07-08		140	___
21888	IMC Canada Cylindrical Hopper 2-pack, 06		130	___
21893	Greenbrier Husky Stack Car 2-pack (std O), 07		170	___
21894	CSX Husky Stack Car 2-pack (std O), 07		170	___
21895	BN Husky Stack Car 2-pack (std O), 07		170	___
21896	Arizona & California Husky Stack Car 2-pack (std O), 07		170	___
21897	REA PS-4 Flatcar with trailers, 2-pack (std O), 07-08		170	___
21898	NYC PS-4 Flatcar with trailers, 2-pack (std O), 07-08		170	___
21899	Lackawanna PS-4 Flatcar with trailers, 2-pack (std O), 07		170	___
21900	Civil War Union Train Set, 99		375	___
21901	Civil War Confederate Train Set, 99		375	___
21902	Construction Zone Set, 99 u		87	___
21902	MILW PS-4 Flatcar with trailers, 2-pack (std O), 07-08		170	___
21904	Safari Adventure Set, 99 u		90	___
21904	UP PS-2 Covered Hopper 2-pack (std O), 07		120	___
21905	NYC Flyer Set, 99 u		100	___
21909	AGFA Film Steam Freight Set, 98 u		1150	___
21914	Lionel Lines Freight Set, 99		120	___
21916	Lionel Village Trolley, 99		75	___
21917	N&W Freight Set, 99		70	___
21918	PC PS-2 Covered Hopper 2-pack (std O), 07		120	___
21918	Thomas Circus Play Set, 00		100	___
21921	Imco PS-2 Covered Hopper 2-pack (std O), 07-08		120	___
21924	Holiday Trolley Set, 99		65	___
21925	Thomas the Tank Engine Island of Sodor Train Set, 99-00		150	___

MODERN ERA 1970-2010

		Exc	Mint	Cond/S
21930	NYC PS-2 Covered Hopper 2-pack (std O), <i>07</i>		120	___
21932	JCPenney NYC Freight Flyer Steam Set, <i>00 u</i>		170	___
21934	Custom Series Consist II, 3-pack, <i>99</i>		140	___
21936	Looney Tunes Train Set, <i>00 u</i>		363	___
21937	NYC Steel-sided Reefer 2-pack (std O), <i>07</i>		130	___
21939	Dubugue Steel-sided Reefer 2-pack (std O), <i>07-08</i>		130	___
21940	ADM Steel-sided Reefer 2-pack (std O), <i>07</i>		130	___
21941	National Car Steel-sided Reefer 2-pack (std O), <i>07</i>		130	___
21944	"Celebrate a Lionel Christmas" Steam Set, <i>00-01</i>		165	___
21945	Christmas Trolley Set, <i>00</i>		100	___
21948	NYC Freight Flyer Set, air whistle, <i>00</i>		240	___
21950	Maersk SD70 Diesel Maxi-Stack Set, <i>00</i>	560	700	___
21951	World War II Troop Train, <i>00</i>		410	___
21952	Lionel Lines Service Station Special Set, <i>00</i>		288	___
21953	Ford Mustang GP7 Diesel Set, CC, <i>01</i>		345	___
21955	D&RGW F3 Diesel AA Passenger Set, CC, <i>01</i>		740	___
21956	New York Central Freight Set, <i>99-00</i>		355	___
21969	Lionel Village Trolley Set, <i>00</i>		85	___
21970	SP RS3 Diesel Freight Set, horn, <i>00-01</i>		110	___
21971	Pennsylvania Flyer Steam Set, <i>00</i>		150	___
21972	Frisco GP7 Diesel Freight Set, horn, <i>00</i>		150	___
21973	ATSF Passenger Set, RailSounds, <i>00-01</i>		375	___
21974	ATSF Passenger Set, SignalSounds, <i>00-01</i>		240	___
21975	Burlington Steam Freight Set, SignalSounds, <i>00</i>		275	___
21976	Centennial Steam Freight Starter Set, <i>00</i>		570	___
21977	NYC Train Master Steam Freight Set, <i>99-00</i>		620	___
21978	ATSF Train Master Diesel Freight Set, <i>99-00</i>		500	___
21981	JCPenney NYC Flyer Set, <i>00 u</i>		150	___
21988	NYC Freight Set, RailSounds, <i>00</i>		325	___
21989	Burlington Steam Freight Set, RailSounds, <i>00</i>		300	___
21990	NYC Flyer Freight Set, RailSounds, <i>00</i>		175	___
21999	Whirlpool Steam Freight Set, <i>00 u</i>		695	___
22103	PRR A5 Scale Switcher "411," CC, <i>08-09</i>		330	___
22104	PRR Freight Car 3-pack, <i>08</i>		135	___
22105	NYC <i>Empire State Express</i> 4-6-4 Hudson Locomotive "5429," CC, <i>08-09</i>		420	___
22113	NYC <i>Empire State Express</i> 15" Aluminum Car 2-pack, <i>08-09</i>		210	___
22116	Ringling Bros. Diesel Freight Set, <i>08-09</i>		245	___
22121	Ringling Bros. Freight Set, <i>08-09</i>		390	___
22126	Ringling Bros. Expansion Pack, <i>08-09</i>		135	___
22131	NH Streamliner Car 3-pack, <i>07</i>		150	___
22135	CB&Q S2 Diesel Switcher "9305," horn, <i>07</i>		80	___

MODERN ERA 1970-2010

		Exc	Mint	Cond/S
22136	Erie S2 Diesel Switcher "522," horn, 07		80	___
22137	Alaska MP15 Diesel "1552," horn, 07		100	___
22138	Astoria Heat & Power Porter Locomotive "4," 07		100	___
22139	LIRR Speeder, 08		50	___
22140	CNJ Boxcab Diesel "1000," horn, 08		90	___
22141	Lackawanna 15" Interurban Car 2-pack, 07		200	___
22142	FEC Operating Dump Car, 07		70	___
22143	B&A Operating Log Dump Car, 08-09		70	___
22144	Alaska Operating Coal Dump Car with vehicle, 08		33	___
22145	WM Operating Log Dump Car with vehicle, 08		33	___
22146	PFE Operating Boxcar, 08		80	___
22147	B&O Operating Hopper with coal, 08		35	___
22148	GN Operating Hopper with coal, 08		35	___
22149	Dairymen's League Operating Milk Car, green, with platform, 08		140	___
22150	D&RGW Bunk Car, smoke, 08		65	___
22151	Alaska Searchlight Car with vehicle, 08		45	___
22152	NKP 2-bay Outside-braced Hopper "31299," 08		50	___
22153	L&N 2-bay Offset Hopper "78660," 08		50	___
22154	D&H 2-bay Rib Side Hopper "5737," 07		50	___
22155	Erie-Lack. 2-bay Aluminum Hopper "21353," 08		60	___
22156	ACF Demonstrator 2-bay Aluminum Hopper "44586," 07		60	___
22157	GN Aluminum Tank Car "74787," 08		60	___
22158	MILW Bulkhead Flatcar "967116" with wood, 08-09		43	___
22159	BNSF Flatcar "585011" with trailer, 08		43	___
22160	UP Flatcar "58059" with container, 08		43	___
22161	Conrail Flatcar "705910" with NS container, 08		43	___
22161	NS Flatcar with container, 07		43	___
22162	Foppiano Wine 3-D Tank Car "1112," 08		45	___
22163	PRR Weed Control Car "6321226," 07		45	___
22166	PRR Reefer "19492," 08		25	___
22167	Seaboard Reefer "16622," 08		25	___
22168	N&W Boxcar "645772," 08		25	___
22169	ATSF Reefer "11744," 07		25	___
22170	P&LE Reefer "22300," 07		25	___
22171	B&O DD Boxcar "495289," 08		25	___
22172	CB&Q Stock Car "52731," 08		25	___
22174	Erie-Lack. Transfer Caboose, 07		25	___
22176	PRR Caboose "478884," 07		25	___
22177	L&N Caboose "100," 07		25	___
22179	NYC Depressed Center Flatcar "66256" with 2 girders, 08		25	___

MODERN ERA 1970-2010

		Exc	Mint	Cond/S
22180	IC Depressed Center Flatcar with 2 transformers, 07		25	___
22182	RI Gondola "180043" with coils, 08		25	___
22184	B&O Covered Hopper "604321," 08		25	___
22185	UP Covered Hopper "53186," 08		25	___
22186	P&LE (NYC) Gondola "17243," 08-09		35	___
22187	PRR 2-D Tank Car "6351815," 07		25	___
22188	Deep Rock 3-D Tank Car "2152," 08		25	___
22189	NP Java Diner, smoke, 08		110	___
22190	C&O Operating Billboard, 08		65	___
22191	Operating Passenger Station, 08-09		105	___
22192	Hot Box Operating BBQ Shack, 07		80	___
22193	Cold Drinks Vending Machine, 08		12	___
22194	Water Tower with light, 08-09		20	___
22199	City Traction Trolley Barn, 08-09		65	___
22202	Loading Ramp, 08-09		20	___
22203	Dairymen's League Operating Milk Car, white, with platform, 07		140	___
22204	Snacks Vending Machine, 08		12	___
22205	Soup and Sandwich Vending Machine, 08		12	___
22206	PRR Crew Bus, 08		30	___
22222	Ringling Bros. Speeder Chase Set, 08-09		92	___
22225	Ringling Bros. Jomar Heavyweight Private Car, 08-09		120	___
22226	Ringling Bros. 18" Caledonia Heavyweight Private Car, 08		100	___
22227	Ringling Bros. 18" Advertising Car, 08		100	___
22228	Ringling Bros. Flatcar with 3 wagons, 08		50	___
22231	Ringling Bros. Flatcar with 3 wagons, 08		50	___
22235	Ringling Bros. Flatcar with pole wagon and truck, 08		75	___
22238	Ringling Bros. Work Caboose with calliope wagon, 08		40	___
22240	Ringling Bros. Flatcar/Stock Car with wagon, 08		50	___
22243	Ringling Bros. Human Cannonball Car, 08		45	___
22244	Ringling Bros. Operating Searchlight Car with 3 spotlights, 08		60	___
22247	Ringling Bros. Stock Car "54," 08		50	___
22248	Ringling Bros. Stock Car "47," 08		50	___
22249	Ringling Bros. Dining Dept. Billboard Reefer, 08		80	___
22250	Ringling Bros. Dining Dept. Wood-sided Reefer, 08-09		90	___
22251	Ringling Bros. Dormitory Bunk Car "22," 08		75	___
22252	Ringling Bros. Operating Billboard, 08-09		75	___
22253	Ringling Bros. Vintage Billboard Set #1, 08		9	___
22255	Ringling Bros. Aluminum Coach "40010," 08-09		165	___

MODERN ERA 1970-2010

		Exc	Mint	Cond/S
22257	Ringling Bros. Aluminum Shop Car "63002," 08-09		165	___
22258	Ringling Bros. 18" Aluminum Large Animal Car, 08-09		165	___
22259	Ringling Bros. Flatcar with trailer, 08		53	___
22260	Ringling Bros. Tractor Trailer, 08		30	___
22261	Idaho State Quarter Hopper Bank, 08		65	___
22262	Wyoming State Quarter Tank Car Bank, 08		50	___
22263	Utah State Quarter Boxcar Bank, 08		45	___
22264	SuperStreets Figure-8 Expander Pack, 08		35	___
22267	Mulligan Spring Water Step Van, 08		30	___
22270	Quikrete Classic Truck with 2 pallets, 08		33	___
22271	MILW EP-5 Electric Locomotive "E20," CC, 08-09		460	___
22272	MILW Olympian <i>Hiawatha</i> 18" Aluminum Car 4-pack, 08		480	___
22277	MILW Olympian <i>Hiawatha</i> 18" Aluminum Car 2-pack, 08		250	___
22280	Erie-Lack. RS3 Diesel "933," CC, 08-09		350	___
22281	Southern Train Master Diesel "6300," CC, 08-09		420	___
22282	Southern Bay Window Caboose "X270," 08-09		70	___
22283	UP S2 Diesel Switcher "1103" and Caboose "25384," 08		130	___
22286	GN Boxcab Electric Locomotive "5008-A," horn, 08		90	___
22287	North Shore Line 15" Interurban Car 2-pack, 08		230	___
22288	Commuter Train Station, 6 road name stickers, 09		25	___
22289	Ringling Bros. 18" Aluminum Passenger Car 2-pack, 08		270	___
22290	Erie Boxcar "86448" with graffiti, 08		46	___
22291	C&NW Stock Car "14303," 08		46	___
22292	Land o' Lakes Butter Billboard Reefer, 08		75	___
22293	PRR 4-bay Hopper "253776," 08		65	___
22294	Montana Rail Link 3-bay Aluminum Hopper "50049," 08		70	___
22295	Canada Wheat 4-bay Aluminum Hopper "606418," 08		73	___
22296	Eaglebrook Aluminum Tank Car "19039," 08		70	___
22297	Petri Wine 3-D Tank Car "904," 08-09		45	___
22298	Cotton Belt Offset Cupola Wood-sided Caboose "2230," 08		80	___
22299	MILW Bay Window Caboose "980502," 08-09		70	___
22300	Detroit, Toledo & Ironton Coil Car "1352," 08		60	___
22301	NYC Flatcar "506090" with freight kit, 08		35	___
22302	C&O Flatcar "80951" with freight kit, 08		35	___
22303	Extruded Aluminum I-Beam, 3 pieces, 08-09		6	___
22304	Rails, 12 pieces, 08-09		6	___

MODERN ERA 1970-2010

		Exc	Mint	Cond/S
22305	Small Transformer Load, pair, 08-09		15	___
22306	Large Transformer Load, 08		19	___
22307	Forklifts, 3, with pallets, 08-09		27	___
22308	Loaders with crates, pair, 08-09		13	___
22309	Loaders with logs, pair, 08-09		13	___
22310	KBL Logistics Container 2-pack, 08		40	___
22312	Commemorative Quarter Extended Vision Caboose, 09		80	___
22313	ATSF Boxcar "137460," 08		25	___
22314	Coastal King Seafood Wood-sided Reefer, 08		25	___
22315	Wisconsin & Southern "God Bless America" Boxcar, 09		43	___
22316	NP Depressed Center Flatcar "66130" with water tank, 08		25	___
22317	U.S. Air Force Hopper "55175" with ballast load, 08		25	___
22318	DM&IR Ore Car "29991," 08		25	___
22319	Celanese Chemicals 1-D Tank Car "12730," 08		25	___
22320	Baldwin Locomotives Works 1-D Tank Car "6809," 08		25	___
22321	B&O Operating Boxcar, 08		45	___
22322	PRR Operating Ballast Dump Car, 08		75	___
22323	FEMA Voltmeter Car, 08		75	___
22324	C&NW Cop and Robber Chase Gondola, 08-09		55	___
22325	White Milk Cans, 10 pieces, 08-09		8	___
22326	Twin Searchlight Tower, 08-09		33	___
22327	Tommy's Bunk Car Grill, 08-09		100	___
22328	Santa Fe Operating Freight Transfer Platform, 08-09		130	___
22329	Dual Track Signal Bridge, 08-09		45	___
22330	Stella's Heavyweight Diner, smoke, 08-09		140	___
22331	Coffee Vending Machine, 08		12	___
22332	Spring Water Vending Machine, 08		12	___
22333	Candy Vending Machine, 08		12	___
22334	Ford Plymouth Diesel Switcher and Ore Car 6-pack, 08		200	___
22335	NS Operating Paint Shop with boxcar, 08-09		140	___
22344	KBL Logistics ISO Tank, 08		19	___
22346	Tableau Circus Wagons, 08		13	___
22349	Forklift with 6 pallets, 08-09		23	___
22350	Twin Lamp Posts, 3 pieces, 08-09		22	___
22352	Lamp Posts, 4 pieces, 08-09		20	___
22354	Portable Spotlights, 3 pieces, 08-09		15	___
22356	High Tension Poles, 4 pieces, 08-09		8	___
22358	Rail Yard Signs, 12 pieces, 08-09		10	___
22360	Telephone Poles, 6 pieces, 08-09		7	___
22362	Girder Bridge, 08-09		8	___
22363	Stone Bridge Piers, pair, 08-09		27	___

MODERN ERA 1970-2010

		Exc	Mint	Cond/S
22365	Heavyweight Passenger Coach 6-wheel Scale Trucks, pair, 08-09		25	___
22366	Aluminum Passenger Coach 4-wheel Scale Trucks, pair, 08-09		25	___
22367	Timkin Scale Sprung Trucks, pair, 08-09		19	___
22368	Bettendorf Scale Sprung Trucks, pair, 08-09		19	___
22369	Scale Couplers, pair, 08-09		6	___
22379	SuperStreets Barricade, 2 pieces, 08-09		11	___
22387	Kiosk with 3 vending machines, 08-09		40	___
22391	Ford MP15 Diesel "10021," horn, 08		115	___
22392	Ford Farming Boxcar "1681," 08		30	___
22393	Ford Stampings DD Boxcar "101," 08		35	___
22394	Ford 2-bay Covered Hopper "1667," 08		30	___
22395	Ford Speeder "14," 08		65	___
22396	Ford Water Tower, 08		25	___
22397	Ford Rotating Sign Tower, 08		55	___
22398	Boyd Bros. and Ford Barn and Chicken Coop, 08		25	___
22399	Ford ISO Tank, 08-09		21	___
22402	PRR Streamlined K4 4-6-2 Pacific Locomotive, tender, 09		500	___
22408	Ringling Bros. Tractor Trailer #1, 08-09		35	___
22411	Tableau Wagon Set #2, 08-09		18	___
22412	PRR Operating Flagman's Shanty, 08-09		90	___
22414	Linde Union Carbide Boxcar with aluminum tank, 08-09		70	___
22415	Ringling Bros. Flatcar with circus wagon, 08		50	___
22417	Ringling Bros. Flatcar with container, 09		55	___
22420	PRR <i>Broadway Limited</i> Aluminum Passenger Car 2-pack, 09		300	___
22423	GN Aluminum Passenger Car 2-pack, 09		360	___
22426	Ford Gondola "13447" with coils, 08-09		43	___
22427	Ford Operating Billboard, 08-09		75	___
22428	Ford Tin Sign Replica 4-pack, 08-09		17	___
22433	PRR <i>Broadway Limited</i> Aluminum Passenger Car 4-pack, 09		600	___
22438	Mail Crane, 08-09		30	___
22439	Milwaukee Road Aluminum Passenger Car 2-pack, 09		360	___
22447	Wabash Die-cast 2-bay Ribbed Hopper "37751," 08-09		60	___
22449	UP Crew Bus, 08-09		38	___
22454	Oklahoma State Quarter Die-cast Hopper Bank, 08-09		75	___
22455	New Mexico State Quarter Die-cast Gondola Bank, 08-09		74	___
22456	Arizona State Quarter Tank Car Bank, 08-09		55	___
22457	Alaska State Quarter Boxcar Bank, 09		55	___
22458	Hawaii State Quarter Die-cast Hopper Bank, 09		75	___

MODERN ERA 1970-2010

		Exc	Mint	Cond/S
22459	Southern Aluminum Passenger Car 2-pack #1, 09		300	___
22460	Southern Aluminum Passenger Car 2-pack #2, 09		300	___
22461	Scale Skeleton Log Car 4-pack, 08-09		160	___
22467	Railroad Water Tower, 08-09		23	___
22468	Fast Eddie's Used Car Lot with 2 die-cast vehicles, 08-09		50	___
22469	Cola Illuminated Vending Machine, 08-09		13	___
22470	SuperStreets Guard Rails, 08-09		20	___
22472	Ringling Bros. Tin Sign Replica 4-pack, 08-09		17	___
22477	Lionel Tin Sign Replica 4-pack, 08-09		15	___
22482	Vintage Tin Sign Replica 4-pack, 08-09		15	___
22487	Scooter Gang with scooters, 09		13	___
22493	Ringling Bros. Lighted Clown Wood-sided Reefer, 09		75	___
22494	Ford Flatcar with 2 Thunderbird convertibles, 09		53	___
22496	Vita O Flavored Water Vending Machine, 09		13	___
22497	Top Pop Soda Illuminated Vending Machine, 09		13	___
22498	Ringling Bros. Flatcar with 3 circus wagons, 09		55	___
22500	Defense Dept. Flatcar with 2 jeeps and soldier, 09		50	___
22501	C&NW Railroad Van, CC, 09		100	___
22502	Ringling Bros. Flatcar with 3 circus wagons, 09		55	___
22504	Ford Water Tower with vintage Ford logo, 09		25	___
22505	Sparkling Springs Beverage Truck, 09		45	___
22506	SuperStreets Fishtail Roadway, 09		25	___
22507	Ringling Bros. Flatcar with boxcar and ticket wagon, 09		60	___
22509	Pallet Pack with banded loads, 09		20	___
22510	Lionel Step Van, CC, 09		100	___
22511	BNSF Flatcar with helicopter, 09		50	___
22513	Ringling Bros. Heavyweight Advertising Car, 09		120	___
22514	NYC Girder Bridge, 09		15	___
22515	Milwaukee Road/REA Scale Boxcar "6436," 09		55	___
22516	BNSF MP15 Diesel "3704" with horn, 09		120	___
22517	Quick Lane Ford Motorcraft Auto Parts Van, 09		42	___
22518	Lionel Tank Container Leasing ISO Tank, 09		23	___
22519	Roma Wine Wood-sided Billboard Reefer, 09		70	___
22520	WWII Soldiers in Action, 10 pieces, 09		20	___
22521	1959 Ford Billboard Set, 09		10	___
22523	American Flyer Vintage Truck, 09		38	___
22524	Ford Coil Car "749772," 09		73	___

MODERN ERA 1970-2010

		Exc	Mini	Cond/S
22525	Vermont Railway Operating Boxcar "177," <i>09</i>		50	___
22526	Crabby Matt's Smoking Heavyweight Diner, <i>09</i>		150	___
22527	Toledo, Peoria & Western Boxcar "5067," <i>09</i>		55	___
22528	GN Stock Car "55973," <i>09</i>		55	___
22529	U.S. Army 1-D Tank Car "11278," <i>09</i>		35	___
22530	Milwaukee Road Aluminum Coach "627," <i>09</i>		180	___
22531	Southern Girder Bridge, <i>09</i>		15	___
22532	Montana Rail Link 1-D Tank Car "100017," <i>09</i>		35	___
22533	GN Aluminum Coach "1377," <i>09</i>		180	___
22534	SuperStreets D16 Curve Guard Rails, <i>09</i>		20	___
22536	SuperStreets D21 Curve Guard Rails, <i>09</i>		22	___
22538	Ford Modern Aluminum Tank Car "30166," <i>09</i>		90	___
22539	BNSF Flatcar "922267" with Ford trailer, <i>09</i>		60	___
22542	PRR Flatcar "480227" with freight kit, <i>09</i>		40	___
22543	Biodiesel 2-D Tank Car "1544," <i>09</i>		40	___
22544	Ringling Bros. Wood-sided Gondola with equipment, <i>09</i>		63	___
22548	Kiosk #2 with 3 illuminated vending machines, <i>09</i>		40	___
22553	Convenience Mart, <i>09</i>		25	___
22554	Auto Parts Store, <i>09</i>		20	___
22555	Ringling Bros. Tractor with Gold Tour container, <i>09</i>		55	___
22558	PRR Flatcar "469301" with milk containers, <i>09</i>		50	___
22559	UP Gondola "229794" with freight kit, <i>09</i>		80	___
22560	CB&Q Wood-sided Gondola "85150" with spools, <i>09</i>		60	___
22561	Gondola Scrap Load, <i>09</i>		9	___
22562	Operation Lifesaver Boxcar with flashing LEDs, <i>09</i>		65	___
22568	Generators, 2 pieces, <i>09</i>		9	___
22570	Large transformer, <i>09</i>		22	___
22571	Cage Wagon Set, <i>09</i>		18	___
22573	Display Base, <i>09</i>		20	___
22574	Ringling Bros. Flatcar "39" with trailer, <i>09</i>		60	___
22577	Biodiesel Storage Tank with 2 figures, <i>09</i>		40	___
22578	Ringling Bros. Heavyweight Coach "70," <i>09</i>		120	___
22579	Circus Horses, 4 pieces, <i>09</i>		15	___
22580	Bollards and Chains, <i>09</i>		20	___
22582	Pipe Stack Load, <i>09</i>		30	___
22583	KBL Operating Wind Turbine, <i>09</i>		75	___
22584	KBL Die-cast 16-wheel Flatcar "34807," <i>09</i>		85	___
22587	Old Reading Flatcar Foot Bridge with stone piers, <i>09</i>		50	___
22590	Roadside Fender Bender, <i>09</i>		75	___
22598	SuperStreets Adjustable Straight Kit, <i>09</i>		20	___

MODERN ERA 1970-2010

		Exc	Mint	Cond/S
22600	Wire Spool Load, 6 pieces, 09		20	___
22902	Quonset Hut, 98-99		22	___
22907	Die-cast Girder Bridge, 98-01		10	___
22910	Gilbert Tractor trailer, 98		20	___
22914	PowerHouse Lockon, 98-01		24	___
22915	Municipal Building, 98-99		28	___
22916	190-watt Power Accessory System, 98		425	___
22918	Locomotive Backshop, 98	300	460	___
22919	ElectroCouplers Kit for GP9 Diesel, 98-00		20	___
22922	Intermodal Crane, 98		195	___
22931	Die-cast Cantilever Signal Bridge, 98-06		35	___
22934	Walkout Cantilever Signal, 98-03		42	___
22936	Coaling Tower, 3 pieces, 98		85	___
22940	Mast Signal, 98-00		37	___
22942	Accessories Box, 98-01		20	___
22944	Automatic Operating Semaphore, 98-03, 08		35	___
22945	Block Target Signal, 98-00		39	___
22946	Automatic Crossing Gate and Signal, 98-99		45	___
22947	Auto Crossing Gate, 98-00		36	___
22948	Gooseneck Street Lamps, set of 2, 98-00		165	___
22949	Highway Lights, set of 4, 98-99		20	___
22950	Classic Street Lamps, set of 3, 98-02		20	___
22951	Dwarf Signal, 98-00		24	___
22952	Classic Billboards, set of 3, 98-00		15	___
22953	Linex Gasoline Tall Oil Tank, 98-99		6	___
22954	Linex Gasoline Wide Oil Tank, 98-99		6	___
22955	ElectroCouplers Kit for J Class and B&A tenders, 98-00		20	___
22956	ElectroCouplers Kit for NW2 Switcher, 98		20	___
22957	ElectroCouplers Kit for F3 Diesel, 98-01		20	___
22958	ElectroCouplers Kit for Dash 9 Diesel, 98-01		20	___
22959	ElectroCoupler Conversion Kit for Atlantic Locomotive, 98-01		13	___
22960	Trainmaster Command Basic Upgrade Kit, 98-01		34	___
22961	Standard GP9 Diesel B Unit Upgrade Kit, 98-01		30	___
22962	Deluxe GP9 Diesel B Unit Upgrade Kit, black trucks, 98-01		44	___
22963	RailSounds Upgrade Kit, steam RailSounds, 98-01		55	___
22964	RailSounds Upgrade Kit, diesel RailSounds, 98-01		55	___
22965	Culvert Loader, CC, 98-01		255	___
22966	Figure-8 Add-on Track Pack (027), 98-09		17	___
22967	Double Loop Add-on Track Pack (027), 98-09		62	___
22968	Double Loop Track Pack (027), 98-03		65	___
22969	Deluxe Complete Track Pack (0), 98-09		120	___

MODERN ERA 1970-2010

		Exc	Mint	Cond/S
22972	Bascule Bridge, 98-99		360	___
22973	Lionel Corporation Tractor and Trailer, 98		15	___
22975	Culvert Unloader, CC, 99-00		225	___
22979	GP9 Diesel B-Unit Deluxe Upgrade Kit, silver trucks, 98-01		34	___
22980	TMCC SC-2 Switch Controller, 99-09		105	___
22982	Postwar ZW Controller and Transformer Set, 98		265	___
22983	180-watt PowerHouse Power Supply, 99-09		100	___
22990	Flatcar with Route 66 autos, 4-pack, 99		37	___
22991	Christmas Tree and <i>Blue Comet</i> Train, 99-00		60	___
22993	Route 66 Sinclair Dino Cafe, 99-00		210	___
22997	Oil Drum Loader, 99-00		100	___
22998	Triple Action Magnetic Crane, 99		220	___
22999	Sound Dispatching Station, 99-00		90	___
23000	NYC Dreyfuss Hudson Operating Base, 2-rail, 92 <i>u</i>		190	___
23001	NYC Dreyfuss Hudson Operating Base, 3-rail, 93 <i>u</i>		190	___
23002	NYC Hudson Operating Base, 92 <i>u</i> , 93-94		190	___
23003	PRR B-6 Switcher Operating Base, 92 <i>u</i> , 93-94		190	___
23004	NP 4-8-4 Operating Base, 92 <i>u</i> , 93-94		190	___
23005	Reading T-1 Operating Base, 92 <i>u</i> , 93-94		190	___
23006	Chessie System T-1 Operating Base, 92 <i>u</i> , 93-94		190	___
23007	SP <i>Daylight</i> Operating Base, 92 <i>u</i> , 93-94		190	___
23008	NYC L-3 Mohawk Operating Base, 92 <i>u</i> , 93-94		190	___
23009	PRR S2 Turbine Locomotive Operating Base, 92 <i>u</i> , 93-94		190	___
23010	31" Remote Switch, left hand (O), 95-99	30	37	___
23011	31" Remote Switch, right hand (O), 95-99	28	30	___
23012	F3 Diesel ABA Operating Base, 92 <i>u</i> , 93-94		190	___
24101	Mainline Color Position Signal, 04-08		25	___
24102	Industrial Water Tower, 03		55	___
24103	Double Floodlight Tower, 03, 05-09		42	___
24104	Hobo Tower, 03-05		70	___
24105	Track Gang, 03-06		70	___
24106	Exploding Ammunition Dump, 02		25	___
24107	Missile Firing Range Set, 02		60	___
24108	World War II Pylon, 03		80	___
24109	Santa Fe Railroad Tugboat, 03		125	___
24110	Pennsylvania Railroad Tugboat, 03		118	___
24111	Swing Bridge, 03		215	___
24112	Oil Field with bubble tubes, 03		44	___
24113	Lionelville Ford Auto Dealership, 03		225	___
24114	AMC/ARC Gantry Crane, CC, 03		195	___
24115	AMC/ARC Log Loader, CC, 03, 06-07		140	___

MODERN ERA 1970-2010

		Exc	Mint	Cond/S
24117	Covered Bridge, 02-08		45	___
24119	Big Bay Lighthouse, 04-05		170	___
24122	Lionelville People Pack, 03, 08-09		15	___
24123	Passenger Station People Pack, 03, 08-09		15	___
24124	Carnival People Pack, 03, 08-09	5	15	___
24130	TMCC 135/180 PowerMaster, 04-09		79	___
24131	Dumbo Pylon, 03		70	___
24134	Bethlehem Steel Gantry Crane, 02		200	___
24135	Lionel Lighthouse, 02-03		100	___
24137	Mr. Spiff and Puddles, 03, 08		34	___
24138	Playtime Playground, 03, 08		50	___
24139	Duck Shooting Gallery, 03		110	___
24140	Charles Bowdish Homestead, 03		60	___
24147	Lionel Sawmill, 03		90	___
24148	Coal Tipple Coal Pack, 02, 08-09		20	___
24149	NYC Hobo Hotel, 02		42	___
24151	Hobo Campfire, 03		25	___
24152	Conveyor Lumber Loader, 03		65	___
24153	Railroad Control Tower, 03, 08		40	___
24154	Maiden Rescue, 03		35	___
24155	Blinking Light Billboard, 04-09		21	___
24156	Lionelville Street Lamps, set of 4, 04-05, 07-09		23	___
24159	Illuminated Station Platform, 04-08		32	___
24160	Rub-a-Dub-Dub, 04		42	___
24161	Test O' Strength, 04-06		70	___
24164	Summer Vacation, 04-05		80	___
24168	Tire Swing, 04-05		70	___
24170	Rover's Revenge, 04-05		70	___
24171	Campbell's Soup Water Tower, 04		45	___
24172	Balancing Man, 04-05		70	___
24173	Derrick Platform, 03-05		60	___
24174	Icing Station, 04-06		100	___
24176	Irene's Diner, 06-07		65	___
24177	Hot Air Balloon Ride, 04, 06		95	___
24179	Scrambler Amusement Ride, 04-07		165	___
24180	Choo Choo Barn Lionelville Zoo, 04-05		105	___
24182	Lionelville Firehouse, 04		100	___
24183	Lionelville Gas Station, 04, 06-09		115	___
24187	Classic Billboard Set: 3 stands and 5 inserts, 04-08		10	___
24190	Station Platform, 05-09		17	___
24191	Park People Pack, 04-09		23	___
24192	Park Benches People Pack, 04-09		23	___
24193	Railroad Yard People Pack, 04-08		23	___
24194	Civil Servants People Pack, 04-09		23	___
24196	Farm People Pack, 04-09		23	___

MODERN ERA 1970-2010

		Exc	Mint	Cond/S
24197	City Accessory Pack, 04-09		23	___
24200	Lionel FasTrack Book, 07-09		35	___
24201	UPS Centennial Operating Billboard Signmen, 07		100	___
24203	<i>Polar Express</i> Original Figures, 4 pieces, 08-09		27	___
24204	Christmas Tractor Trailer with trees, 08		25	___
24205	Classic Billboard Set, 08-09		20	___
24206	M.O.W. Gantry Crane, 08		280	___
24212	Lionel Art Blinking Billboard, 08-09		23	___
24214	Postwar "395" Floodlight Tower, 08		75	___
24215	MTA Metro-North Passenger Station, 07		53	___
24218	Sunoco Elevated Tank, 08-09		75	___
24219	PRR Plastic Girder Bridge, 08		18	___
24220	ATSF Girder Bridge, 08-09		18	___
24221	UP Die-cast Girder Bridge, 08		30	___
24222	UPS Die-cast Girder Bridge, 08		30	___
24223	Santa's Sleigh Pylon, 08		150	___
24224	Postwar "38" Water Tower, 08-09		150	___
24226	Christmas Toy Store, 08		52	___
24227	Halloween Animated Billboard, 08-09		50	___
24228	Christmas Operating Billboard, 08		38	___
24229	Pennsylvania Water Tower, 08-09		23	___
24230	Maiden Rescue, 08		60	___
24232	Burning Switch Tower, 08		80	___
24233	Exploding Ammunition Dump, 08		36	___
24234	Missile Firing Range, 08		43	___
24235	UPS Water Tower, 08		80	___
24236	Wimpy's All-Star Burger Stand, 08		97	___
24238	Sunoco Oil Derrick, 08		90	___
24240	MTA Metro-North Blinking Billboard, 07		21	___
24242	Postwar "352" Icing Station, 08		100	___
24243	Rosie's Roadside Diner, 08		85	___
24244	Commuter People, 08		23	___
24245	MTA Metro-North Illuminated Station Platform, 07		32	___
24248	Manual Crossing Gate, 08-09		16	___
24250	Mainline Gooseneck Lamps, pair, 08-09		32	___
24251	<i>Polar Express</i> Caribou, 08-09		23	___
24252	<i>Polar Express</i> Wolves and Rabbits, 08-09		23	___
24264	Halloween People, 08-09		23	___
24265	Trick or Treat People, 08-09		23	___
24270	Operating Forklift Platform, 08-09		280	___
24272	Train Orders Building, 08		80	___
24273	Christmas Water Tower, 08-09		23	___
24274	Christmas Girder Bridge, 08		18	___
24279	PowerMaster Bridge, 08-09		55	___
24283	NYC Girder Bridge, 09		21	___

MODERN ERA 1970-2010

		Exc	Mint	Cond/S
24284	Halloween Girder Bridge, 09		21	___
24285	CP Rail Girder Bridge, 08-09		30	___
24287	ATSF Blinking Light Water Tower, 09		30	___
24288	NYC Blinking Light Water Tower, 09		30	___
24293	Legacy Module Garage, 08-09		50	___
24294	AEC Nuclear Reactor, 09		300	___
24295	Cowen's Corner Hobby Shop, 09		420	___
24296	Engine House, 09		80	___
24299	Main Street Ice Cream Parlor, 08		37	___
24928	Franklin Mutual Bank, 08		60	___
24500	D&RGW Alco PA Diesel AA Set, 04		530	___
24503	D&RGW Alco PB Diesel, 04		150	___
24504	Santa Fe E6 Diesel AA Set, CC, 03		530	___
24507	Milwaukee Road E6 Diesel AA Set, CC, 03		530	___
24511	Burlington FT Diesel AA Set, RailSounds, 03		225	___
24516	Santa Fe F3 Diesel B Unit, 03		235	___
24517	NYC F3 Diesel B Unit "2404," powered, CC, 03		250	___
24518	WP F3 Diesel B Unit, 03		275	___
24519	B&O F3 Diesel B Unit, 03		270	___
24520	Alaska F3 Diesel AA Set, 03		650	___
24521	Alaska F3 Diesel B Unit, nonpowered, 03		200	___
24522	Alaska F3 Diesel B Unit "1519," powered, CC, 03		300	___
24528	Postwar "2379T" Rio Grande F3 Diesel A Unit, nonpowered, 04		175	___
24529	Santa Fe F3 Diesel AA Set, CC, 04		690	___
24532	Santa Fe F3 Diesel B Unit "18A," nonpowered, 04		150	___
24533	Santa Fe F3 Diesel B Unit "18B," 04		200	___
24534	Erie-Lack. F3 Diesel ABA Set, CC, 05		900	___
24538	Erie-Lack. F3 Diesel B Unit "8042," powered, CC, 05		225	___
24544	NYC FA2 Diesel AA Set, CC, 05		600	___
24547	NYC FB2 Diesel B Unit "3330" (std O), 05		150	___
24548	CN FPA-4 Diesel AA Set, CC, 05		600	___
24551	CN FPB-4 Diesel B Unit "6865" (std O), 05		150	___
24552	UP F3 Diesel ABA Set, CC, 05		680	___
24556	UP F3 Diesel B Unit "900C," powered, CC, 05		285	___
24562	Santa Fe F3 Diesel B Unit, powered, 04-05		300	___
24563	PRR F3 Diesel B Unit, powered, 04-05		195	___
24570	Santa Fe FT Diesel B Unit, nonpowered, 05		85	___
24573	Postwar "2383C" Santa Fe F3 Diesel B Unit, nonpowered, 05		180	___
24574	UP E7 Diesel AA Set, CC, 06		700	___
24577	UP E7 Diesel B Unit "990," nonpowered (std O), 06		150	___
24578	UP E7 Diesel B Unit "988," powered, 06		300	___

MODERN ERA 1970-2010

		Exc	Mint	Cond/S
24579	NYC E7 Diesel AA Set, CC, 06		700	—
24582	NYC E7 Diesel B Unit "4105," nonpowered (std O), 06		150	—
24583	NYC E7 Diesel B Unit "4104," powered, 06		300	—
24584	Pennsylvania F7 Diesel ABA Set, CC, 06		900	—
24588	Pennsylvania F7 Diesel B Unit "9643B," powered, 06-07		300	—
24589	Santa Fe F7 Diesel ABA Set, CC, 06-07		900	—
24593	Santa Fe F7 Diesel B Unit "332B," powered, 06-07		300	—
24594	PRR F7 Diesel Breakdown B Unit, RailSounds, 06-07		160	—
24595	Santa Fe F7 Diesel Breakdown B Unit, RailSounds, 06-07		270	—
24596	UP E7 Diesel Breakdown B Unit, RailSounds, 06		270	—
24597	NYC E7 Diesel Breakdown B Unit, RailSounds, 06		270	—
25008	Holiday Boxcar, 06		50	—
25009	Santa Fe Hi-Cube Boxcar "14064," 06		30	—
25010	NP Boxcar "48189," 06		30	—
25011	Angela Trotta Thomas "Santa's Break" Boxcar, 06		50	—
25025	Reading Boxcar "106502," 07-08		35	—
25026	RI Hi-Cube Boxcar, 07-08		35	—
25033	Holiday Boxcar, 07		50	—
25034	Angela Trotta Thomas "Santa's Workshop" Boxcar, 07		50	—
25041	UPS Centennial Boxcar #1, 06		50	—
25042	UPS Centennial Boxcar #2, 07		50	—
25043	Macy's Boxcar, 07		45	—
25050	British Columbia Hi-Cube Boxcar "8008," 08		35	—
25051	Seaboard Boxcar, 08		35	—
25053	NYC DD Boxcar "75500," 08		55	—
25054	Angela Trotta Thomas "Christmas Memories" Boxcar, 08		55	—
25059	Democrat 2008 Election Boxcar, 08		50	—
25060	Republican 2008 Election Boxcar, 08		50	—
25061	Holiday Boxcar, 08		55	—
25063	Conrail Boxcar "25063," 09		40	—
25064	CP Rail Hi-Cube Boxcar, 09		40	—
25077	Milwaukee Road Boxcar "8484," 09		40	—
25103	Chessie "Steam Special" Madison Car 2-pack, 05		100	—
25106	Pennsylvania Madison Car 4-pack, 05		210	—
25111	Pennsylvania Madison Car 2-pack, 05		120	—
25114	Lionel Lines Passenger Car 3-pack, 05		120	—
25118	Lionel Lines Passenger Car 2-pack, 05		80	—
25121	Southern Streamliner Car 4-pack, 05		210	—
25126	Southern Streamliner Car 2-pack, 05-06		120	—
25134	Polar Express Add-on Diner, 05-09		47	—

MODERN ERA 1970-2010

Exc Mint Cond/\$

25135	<i>Polar Express</i> Add-on Baggage Car, 05-09	60	___
25148	B&O Madison Car 4-pack, 06-07	220	___
25153	B&O Madison Car 2-pack, 06-07	125	___
25156	<i>California Zephyr</i> Streamliner Car 4-pack (std O), 06-07	220	___
25161	<i>California Zephyr</i> Streamliner Car 2-pack, 06-07	125	___
25164	UP Madison Car 4-pack, 06-07	220	___
25169	UP Madison Car 2-pack, 06-07	125	___
25176	B&O Baggage Car, TrainSounds, 06-07	160	___
25177	UP Baggage Car, TrainSounds, 06-07	160	___
25178	<i>California Zephyr</i> Streamliner Baggage Car, TrainSounds, 06-07	160	___
25186	<i>Polar Express</i> Hot Chocolate Car Add-on, 06-09	60	___
25187	GN Streamliner Car 4-pack, 07	220	___
25188	GN Streamliner Car 2-pack, 07	125	___
25189	GN Streamliner Baggage Car, TrainSounds, 07	160	___
25196	North Pole Central Vista Dome Car, 07-08	45	___
25197	North Pole Central Baggage Car, 07-08	45	___
25198	PRR Vista Dome Car "4058," 07-08	45	___
25199	PRR Baggage Car "9359," 07-09	45	___
25404	FEC <i>Champion</i> Aluminum Passenger Car 2-pack, 04-05	290	___
25407	FEC <i>Champion</i> Aluminum Diner, StationSounds, 04-05	290	___
25408	Santa Fe <i>El Capitan</i> Aluminum Passenger Car 2-pack, 05	290	___
25411	Santa Fe <i>El Capitan</i> Aluminum Diner, StationSounds, 05	290	___
25412	B&O <i>Columbian</i> Aluminum Passenger Car 2-pack, 05	275	___
25415	B&O <i>Columbian</i> Aluminum Diner, StationSounds, 05	290	___
25416	SP <i>Daylight</i> Aluminum Passenger Car 2-pack, 04-05	290	___
25419	SP <i>Daylight</i> Aluminum Diner, StationSounds, 04-05	290	___
25420	PRR <i>Trail Blazer</i> Aluminum Passenger Car 2-pack, 04-05	290	___
25423	PRR <i>Trail Blazer</i> Aluminum Diner, StationSounds, 04-05	290	___
25433	UP <i>City of Denver</i> Aluminum Passenger Car 4-pack (std O), 05	1000	___
25438	Union Pacific Aluminum Passenger Car 2-pack, 05	250	___
25441	UP <i>City of Denver</i> 18" Aluminum Diner, StationSounds, 05	290	___
25446	Santa Fe <i>Super Chief</i> Streamliner Car 2-pack, 05	150	___
25450	PRR Congressional Aluminum Passenger Car 4-pack (std O), 06-07	580	___

MODERN ERA 1970-2010

		Exc	Mint	Cond/S
25455	PRR Congressional Aluminum Passenger Car 2-pack (std O), 06-07		300	—
25458	PRR Congressional Diner, StationSounds (std O), 06-07		300	—
25473	NYC Commodore Vanderbilt Aluminum Passenger Car 2-pack (std O), 06		300	—
25476	NYC Commodore Vanderbilt Diner, StationSounds (std O), 06		300	—
25496	<i>Texas Special</i> 21" Streamliner Diner, StationSounds (std O), 07		300	—
25503	Santa Fe Heavyweight Passenger Car 4-pack (std O), 07-09		495	—
25504	Santa Fe Heavyweight Passenger Car 2-pack (std O), 07-09		265	—
25505	Santa Fe Heavyweight Diner, StationSounds (std O), 07-09		295	—
25506	SP Heavyweight Passenger Car 4-pack (std O), 07		495	—
25507	SP Heavyweight Passenger Car 2-pack (std O), 07-08		265	—
25508	SP Heavyweight Diner, StationSounds (std O), 07-08		295	—
25512	<i>Texas Special</i> Streamliner Car 2-pack (std O), 07		300	—
25515	MILW Heavyweight Passenger Car 4-pack (std O), 07		495	—
25516	MILW Heavyweight Passenger Car 2-pack (std O), 07		265	—
25517	MILW Heavyweight Diner, StationSounds (std O), 07-08		295	—
25518	PRR Heavyweight Passenger Car 4-pack (std O), 07		495	—
25519	PRR Heavyweight Passenger Car 2-pack (std O), 07		265	—
25520	PRR Heavyweight Diner, StationSounds (std O), 07-08		295	—
25521	B&O Heavyweight Passenger Car 4-pack (std O), 07		495	—
25522	B&O Heavyweight Passenger Car 2-pack (std O), 07		265	—
25523	B&O Heavyweight Diner, StationSounds (std O), 07-08		295	—
25559	Phantom IV Passenger Car 4-pack, 08		380	—
25574	UP Streamlined Diner, StationSounds (std O), 08		325	—
26000	C&O Flatcar with pipes, 01		20	—
26001	BP Flatcar "6424" with trailers, 01 u		150	—
26002	Monopoly Flatcar with airplane, 00 u		NRS	—
26003	Lackawanna Flatcar with NH trailer, 01		60	—
26004	Conrail Flatcar "71693" with trailer, 01		50	—
26005	Nickel Plate Flatcar with trailer, 01		55	—
26006	Southern Flatcar "50126" with trailer, 01		50	—
26007	NW Flatcar "203029" with trailer, 01		50	—
26008	Farmall Flatcar, 01 u		NRS	—

MODERN ERA 1970-2010

		Exc	Mint	Cond/S
26011	B&M Bulkhead Flatcar, 01 u		NRS	___
26013	CN Flatcar with Zamboni ice resurfacing machine, 01		48	___
26014	JCPenney Flatcar, 01 u		145	___
26016	Soo Line Flatcar with trucks, 01 u		NRS	___
26017	Soo Line Flatcar with trailer, 01 u		NRS	___
26018	Soo Line Flatcar with trailer, 01 u		NRS	___
26019	Alaska Gondola "13801," 02		30	___
26020	Postwar "3830" Flatcar with submarine, 02		46	___
26021	CN Flatcar with trailer, 02		44	___
26022	PFE Flatcar with trailer, 02		32	___
26023	Postwar "6816" Flatcar with bulldozer, 02		65	___
26024	Postwar "6817" Flatcar with scraper, 02		65	___
26025	Postwar "6407" Flatcar with rocket, 02		42	___
26026	Postwar "6413" Flatcar with Mercury capsules, 02		95	___
26027	Flatcar "6425" with U.S. Army boat, 02		30	___
26028	Conrail Well Car "768121," 02		40	___
26030	NYC Flatcar "601172" with stakes and bulkheads, 02		22	___
26033	NYC Gondola "6462," 01		30	___
26035	LL Flatcar with traffic helicopter, 01		50	___
26039	Lions Flatcar with 2 Zamboni ice resurfacing machines, 02		39	___
26042	B&O Gondola "601272" with canisters, 03		19	___
26043	Seaboard Flatcar "48109" with trailer, 03		30	___
26044	NYC Flatcar "506089" with trailers, 03		35	___
26045	Postwar "2411" Flatcar with pipes, 03		40	___
26046	Postwar "6561" Flatcar with cable reels, 03		30	___
26047	Postwar "2461" Flatcar with transformer, 03		25	___
26048	Postwar "6801" Flatcar with boat, 02		29	___
26049	Speedboat Willie Flatcar with boat, 03		29	___
26056	Southern Bulkhead Flatcar "50125," 02		19	___
26057	SP Flatcar "599365" with tractors, 02		37	___
26058	SP Flatcar "599366" with trailer frames, 02		35	___
26061	Lionelville Tree Transport Gondola, 03		40	___
26062	NYC Gondola "26062" with cable reels, 03		19	___
26063	Pennsylvania Bulkhead Flatcar "26063," 03		19	___
26064	Rock Island Flatcar "90088" with trailer, 04		34	___
26065	REA Flatcar with trailers "TLCX2," 04		35	___
26066	Great Northern Bulkhead Flatcar "26066," 04		20	___
26067	Southern Gondola "60141" with cable reels, 04		20	___
26070	Nestle Nesquik Flatcar "26070" with trailer, 03		41	___
26077	LL Flatcar "6424" with autos, girls set add-on, 03		44	___
26078	LL Flatcar "6801" with boat, boys set add-on, 03		40	___

MODERN ERA 1970-2010

		Exc	Mint	Cond/S
26080	NJ Medical School Flatcar with handcar, 03		75	___
26082	Frisco Auto Carrier, 2-tier, 04		20	___
26085	New York Auto Carrier, 2-tier, 05		27	___
26086	Alaska Bulkhead Flatcar, traditional, 05		27	___
26087	Rock Island Gondola with canisters, traditional, 05		27	___
26091	Elvis Flatcar with tractor and trailer, traditional, 05		58	___
26099	PRR Auto Carrier "500423," 3-tier, 07		30	___
26100	PRR 1-D Tank Car, 00		27	___
26101	Lenoil 1-D Tank Car "6015," 00		34	___
26102	AEC Glow-in-Dark 1-D Tank Car, 00		39	___
26103	GATX Tank Train 1-D Tank Car "44588," 00		34	___
26107	BP Petroleum 3-D Tank Car, 00 u		95	___
26108	Lionel Visitor's Center Reefer "206482," 00 u		35	___
26109	NYC (P&LE) 1-D Tank Car, 00		42	___
26110	SP 3-D Tank Car "6415," 00-01		15	___
26111	Frisco Tank Car, 00		29	___
26112	Gulf Oil Tank Car, 00		40	___
26113	U.S. Army Tank Car, 00		35	___
26114	Service Station 1-D Tank Car (SSS), 00		32	___
26115	Lionel Centennial Tank Car, 00 u		83	___
26116	Pepe LePew 1-D Tank Car, 00 u		90	___
26118	NYC Tank Car "101900," 01		23	___
26119	Protex 3-D Tank Car "1054," 00		29	___
26120	KCS Tank Car "1229," 00		32	___
26122	Pioneer Seed Tank Car, 00 u		NRS	___
26123	Santa Fe Stock Car "23002," 01		35	___
26124	C&O 1-D Tank Car "X1019," 01		30	___
26125	Winter Wonderland Clear Tank Car with confetti, 00		50	___
26126	Cheerios Boxcar, 98		51	___
26127	Wellspring Capital Management Tank Car with confetti, 00 u		213	___
26131	Santa Fe 1-D Tank Car "335268," 02		22	___
26132	UP 1-D Tank Car "69015, 02		40	___
26133	Tootsie Roll 1-D Tank Car "26133," 02		36	___
26135	Whirlpool Tank Car, 01		NRS	___
26136	Southern 1-D Tank Car "8790011," 03		20	___
26137	Jack Frost 1-D Tank Car "106," 03		32	___
26138	Nestle Nesquik 1-D Tank Car "26138," 03		40	___
26139	Lionel Lines Stock Car "26139" with horses, 03		39	___
26141	Whirlpool 1-D Tank Car, 03 u		88	___
26144	Chessie System 1-D Tank Car "2233," 02		22	___
26145	Do It Best 1-D Tank Car, 03 u		80	___
26146	Do It Best 1-D Tank Car, 03 u		95	___

MODERN ERA 1970-2010

		Exc	Mint	Cond/S
26147	Diamond Chemicals 1-D Tank Car "6315," Archive Collection, 02		33	___
26149	Egg Nog 1-D Tank Car, 03		43	___
26150	Alaska 3-D Tank Car "26150," 03		23	___
26151	NP Wood-sided Reefer "26151," 03		19	___
26152	Morton Salt 1-D Tank Car "26152," 04		40	___
26153	Pillsbury 1-D Tank Car "26153," 04		40	___
26154	NYC 3-D Tank Car "26154," 04		25	___
26155	Pennsylvania 1-D Tank Car "26155," 04		20	___
26156	North Western Wood-sided Reefer "15356," 04		20	___
26157	Ballyhoo Brothers Circus Stock Car "26157," 04		35	___
26158	Campbell's Soup 1-D Tank Car, 04		35	___
26164	LL 1-D Tank Car "6315," girls set add-on, 03		43	___
26167	New Haven 1-D Tank Car, traditional, 05		27	___
26168	Conrail 3-D Tank Car, traditional, 05		27	___
26169	Santa Fe Wood-sided Reefer, traditional, 05		27	___
26176	Tidmouth Milk 1-D Tank Car, 05		35	___
26179	GN 3-D Tank Car, 06		30	___
26180	DM&IR 1-D Tank Car "S15," 06		30	___
26181	NYC Wood-sided Reefer, 06		30	___
26196	Candy Cane 1-D Tank Car, 06		60	___
26197	D&H 1-D Tank Car "55," 07-08		35	___
26198	D&RGW 3-D Tank Car, 07		30	___
26199	WP PFE Wood-sided Reefer "55327," 07		30	___
26200	NKP Boxcar "18211," 98		35	___
26201	Operation Lifesaver Boxcar, 98		29	___
26203	D&H Boxcar "1829," 98		25	___
26204	Alaska Boxcar "10806," 98-99		35	___
26205	Rocky & Bullwinkle Boxcar, 99		36	___
26206	Curious George Boxcar, 99		40	___
26208	Vapor Records Boxcar #2, 98		37	___
26214	Celebrate the Century Stamp Boxcar, 98 u		90	___
26215	AEC Glow-in-the-Dark Boxcar, 98		78	___
26216	Cheerios Boxcar, 98 u		65	___
26218	Quaker Oats Boxcar, 98 u		395	___
26219	Ace Hardware Boxcar, 98 u		NRS	___
26220	Smuckers Boxcar, 98 u		78	___
26222	Penn Central Boxcar "125962," 99		31	___
26223	FEC Boxcar "5027," 99		31	___
26224	D&H Boxcar, 99		24	___
26228	Vapor Records Holiday Boxcar, 99 u		95	___
26230	AEC Glow-in-the-Dark Boxcar #2, 99		39	___
26232	Martin Guitar Lumber Boxcar "9823," 99		40	___
26234	NYC Boxcar, 99		29	___
26235	Valentine Boxcar, 99		40	___
26236	Aircraft Boxcar, 99		28	___

MODERN ERA 1970-2010

		Exc	Mint	Cond/S
26237	Boy Scout Boxcar, 99		85	___
26238	Detroit Historical Museum Boxcar, 99		29	___
26239	M.A.D.D. Boxcar, 99		19	___
26240	RailBox Boxcar, 99-00		28	___
26241	Norfolk & Western Boxcar, 99-00		17	___
26242	D.A.R.E. Boxcar, 99		30	___
26243	Christmas Boxcar, 99		35	___
26244	Woody Woodpecker Boxcar, 99		43	___
26247	Lionel Lines Boxcar, 99		38	___
26253	Acme Explosives Boxcar, 99 u		NRS	___
26254	Keebler Boxcar, 99 u		NRS	___
26255	NYC Boxcar "200495," 99 u		30	___
26256	Salvation Army Charity Boxcar, 99		29	___
26257	Wheaties Boxcar, 99		70	___
26264	Lionel Station Boxcar, 99		44	___
26265	NYC "Pacemaker" Boxcar, 00		30	___
26271	AEC Glow-in-the-Dark Boxcar, 99		45	___
26272	Christmas Boxcar, 00		44	___
26275	Boy Scout Boxcar, 00		55	___
26276	C&O Boxcar "23296," 99-00		23	___
26277	UP Boxcar "491050," 00		20	___
26278	Cap'n Crunch Christmas Boxcar, 99		584	___
26280	Tinsel Town Express Boxcar, music, 00		50	___
26284	Toy Fair Preview Boxcar, 99 u		725	___
26285	NYC "Pacemaker" Boxcar, 00		40	___
26288	AEC Glow-in-Dark Boxcar, 99		42	___
26290	SP Boxcar, 00		20	___
26291	Pennsylvania Boxcar "47158," 00		20	___
26292	Frisco Boxcar "22015," 00		20	___
26293	Burlington Boxcar, 00		30	___
26294	Centennial Express Boxcar, 00		NRS	___
26295	Trainmaster Boxcar, 99 u		55	___
26296	Service Station Boxcar Set (SSS), 00		105	___
26298	Taz Bobbing Boxcar, 00		65	___
26300	UPS Flatcar with trailers, 04		50	___
26301	UPS Flatcar with airplane, traditional, 05		53	___
26302	Troublesome Truck #1, 05		35	___
26303	Troublesome Truck #2, 05		35	___
26305	SP Auto Carrier, 2-tier, 06		30	___
26306	D&RGW Gondola "56135" with canisters, 06		30	___
26307	Chessie System Bulkhead Flatcar, 06		30	___
26308	Hard Rock Cafe Flatcar with billboards, 06		55	___
26309	Alaska Flatcar with cable reels, 06		55	___
26310	CGW Flatcar "3707" with trailer, 06		55	___
26311	Santa Fe Flatcar with pickups, 06		60	___
26330	Gondola with trees and presents, 06		60	___
26331	Lionel Lines Bulkhead Flatcar, 07		30	___

MODERN ERA 1970-2010

		Exc	Mint	Cond/S
26332	CP Rail Gondola "337061" with canisters, 07		30	___
26335	Domino Sugar Flatcar with trailer, 07-08		60	___
26357	CSX Flatcar "600514" with pipes, 07-08		50	___
26366	REA Flatcar with trailers, 07		60	___
26367	Santa's Egg Nog Flatcar with container, 07		60	___
26368	Gondola with trees and presents, 07		60	___
26378	Conrail Auto Carrier "786414," 2-tier, 08		35	___
26379	PRR Gondola with cable reels, 08-09		35	___
26380	NYC Bulkhead Flatcar, 08		35	___
26389	ATSF Flatcar "108477" with 2 pickups, 08		60	___
26390	ATSF Flatcar with bulkheads, 09		40	___
26391	NYC Gondola "263910" with containers, 09		40	___
26392	BNSF Auto Carrier, 09		40	___
26400	C&NW Hopper, 07-08		35	___
26401	NP Ore Car "78540," 08		35	___
26410	Chessie System Hopper "47806," 08		35	___
26411	Lionel Lines Ore Car "2026," 08-09		35	___
26412	Chessie System 4-bay Hopper "60573," 08		35	___
26418	B&M Hopper, 09		40	___
26422	White Pass Ice Breaker Car, 09		50	___
26502	UP Bay Window Caboose "6517," 97		47	___
26503	ATSF High-Cupola Caboose "7606R," 97		85	___
26504	Mobil Oil Square Window Caboose "6257," 97 <i>u</i>		35	___
26505	Rescue Unit Caboose, 98		50	___
26506	N&W Square Window Caboose "562748," 98		15	___
26507	D&H Square Window Caboose "35707," 98		20	___
26508	Alaska Square Window Caboose "1081," 98		28	___
26511	Quaker Oats Square Window Caboose, 98 <i>u</i>		43	___
26513	NYC Emergency Caboose "26505," 99		47	___
26515	Lionel Lines Bobber Caboose, 99		10	___
26516	Safari Bobber Caboose, 99 <i>u</i>		10	___
26519	Christmas Work Caboose "6496," 99		41	___
26520	Bethlehem Steel Work Caboose "6130" (SSS), 99		55	___
26523	Keebler Cheezit Square Window Caboose, 99 <i>u</i>		NRS	___
26524	NYC Square Window Caboose "295," 99 <i>u</i>		20	___
26526	Santa Fe Square Window Caboose "999471," 01		30	___
26527	Christmas Work Caboose with presents, 02		27	___
26528	PRR Square Window Caboose "6257," 99		21	___
26530	LL Square Window Caboose "6257," 99		22	___
26532	NYC Square Window Caboose "296," 00		20	___
26533	SP Square Window Caboose, 00		20	___
26534	PRR Square Window Caboose "6257," 00		20	___
26535	Frisco Square Window Caboose "1700," 00		20	___

MODERN ERA 1970-2010

		Exc	Mint	Cond/S
26536	Centennial Express Square Window Caboose, 00		NRS	___
26537	Lionel Mines Square Window Caboose, 00 u		45	___
26539	Whirlpool Square Window Caboose, 00 u		NRS	___
26542	ACL Square Window Caboose "069," 01		31	___
26543	GN Square Window Caboose "X66," 00-01		28	___
26544	Alaska Square Window Caboose "1084," 01		25	___
26545	Snap-On Square Window Caboose, 00 u		NRS	___
26548	Pioneer Seed Square Window Caboose, 00 u		NRS	___
26549	PRR Square Window Caboose "4977947," 01		20	___
26550	NYC Square Window Caboose "19293," 01		20	___
26551	Chessie System Center Cupola Caboose, 01		25	___
26552	Santa Fe Square Window Caboose "999472," 01		25	___
26553	C&O Center Cupola Caboose "A918," 01		30	___
26554	Monopoly Short Line Square Window Caboose, 00 u		NRS	___
26556	NH Center Cupola Caboose, 01		35	___
26557	Farmall Square Window Caboose, 01 u		NRS	___
26559	N&W Center Cupola Caboose "518408," 01		20	___
26560	B&M Square Window Caboose, 01 u		20	___
26564	Soo Line Center Cupola Caboose, 01 u		20	___
26565	Lionel Employee Square Window Caboose, 01 u		170	___
26566	WP Square Window Caboose "731," 02		25	___
26568	NKP Square Window Caboose "1155," 02		25	___
26569	Southern Square Window Caboose "252," 02		25	___
26570	B&O Square Window Caboose "295," 02		25	___
26572	Lionel 20th Century Square Window Caboose, 00 u		25	___
26580	Wabash Square Window Caboose "2805," 03		22	___
26581	C&O Square Window Caboose "C-1831," 03		20	___
26582	L&N Square Window Caboose "318," 03		20	___
26583	PRR Square Window Caboose "477814," 03		25	___
26594	Ontario Northland Work Caboose "26594," 03		25	___
26595	UP Caboose "26595," 03		18	___
26596	NYC Caboose "17716," 04		25	___
26597	Great Northern Caboose "X295," 04		25	___
26598	UP Caboose "26598," 04		25	___
26599	DM&IR Work Caboose "26599," 04		25	___
26600	American Fire and Rescue Water Tank Car, 09		55	___
26603	LV Depressed Flatcar with reels, 09		40	___
26706	Lighted Christmas Boxcar, 00		47	___
26707	Lionel Steel Operating Welding Flatcar "1108," 00		90	___
26709	Flatcar "6511" with psychedelic submarine, 99		32	___
26710	Southern Stock Car, Carsounds, 99		95	___

MODERN ERA 1970-2010

		Exc	Mint	Cond/S
26712	Churchill Downs Horse Car "6473," 99-00		38	___
26713	Shay Log Car 3-pack, 99		90	___
26714	Westside Lumber Flatcar with logs (std O), 99		45	___
26715	Westside Lumber Flatcar with logs (std O), 99		45	___
26716	Westside Lumber Flatcar with logs (std O), 99		45	___
26717	Orion Star Boxcar 9600, 00		30	___
26718	Christmas Boxcar, RailSounds, 00		160	___
26719	Bobbing Ghost Halloween Boxcar, 00		46	___
26721	Lionel Lines Coal Dump Car "3379," 00		31	___
26722	Lionel Lines Log Dump Car "3351," 00		31	___
26723	Lion Chasing Trainer Gondola "3444," 00		49	___
26724	Veterans Day Boxcar, 00		70	___
26725	NYC Jumping Hobo Boxcar "88160," 00		38	___
26726	T. Rex Bobbing Boxcar, 00		41	___
26727	San Francisco City Lights Boxcar, 00		50	___
26736	Lionel Birthday Boxcar, 02 u		40	___
26737	Operating Santa Gondola "6462," 00 u		65	___
26738	Lionel Mines Gondola, 00 u		NRS	___
26739	Santa and Snowman Boxcar, 00		46	___
26740	Reindeer Car, 00		43	___
26741	Operating Santa Boxcar, 00		50	___
26743	Christmas Reindeer Car, 01		55	___
26745	Traveling Aquarium Car "506," 01		70	___
26746	Bobbing Vampire Boxcar, 01		46	___
26747	Halloween Bats Aquarium Car, 01		75	___
26748	T&P Operating Hopper Car "9699," 01		38	___
26749	Alaska Log Dump Car, 01		29	___
26751	Chessie Coal Dump Car, 01		27	___
26752	Christmas Aquarium Car, 01		55	___
26753	Christmas Operating Dump Car, 01		43	___
26757	Operating Barrel Car "35621," 00		55	___
26758	AEC Nuclear Gondola "719766," 01		85	___
26759	Postwar "3459" Coal Dump Car, 02		60	___
26760	Postwar "3461" Log Dump Car, 02		60	___
26761	AEC Security Caboose 3535, 01		60	___
26762	Postwar "3665" Minuteman Car, 01		55	___
26763	Postwar "6448" Exploding Boxcar, 01		40	___
26764	Bethlehem Steel Operating Welding Car, 01		75	___
26765	Postwar "3370" Sheriff and Outlaw Car, 01-02	40	49	___
26766	Priority Mail Operating Boxcar, 01-02		32	___
26768	Postwar "6520" Searchlight Car, 02		49	___
26769	Santa Fe Crane Car "199793," CC, 03		255	___
26770	Wabash Brakeman Car "3424," 01		70	___
26773	Chessie Searchlight Car, 01		20	___

MODERN ERA 1970-2010

		Exc	Mint	Cond/S
26774	Santa Fe Log Dump Car, 01		25	___
26775	U.S. Army Searchlight Car, 00		50	___
26776	U.S. Army Operating Boxcar "26413," 00		55	___
26777	U.S. Flag Boxcar, 01 u		250	___
26779	Burlington Operating Hopper "189312," 02		40	___
26780	Postwar "3376" Bronx Zoo Giraffe Car, 02	35	36	___
26781	Postwar "3540" Operating Radar Car, 02		35	___
26782	Lenny the Lion Bobbing Head Car, 02		38	___
26784	Stingray Express Aquarium Car, 02		35	___
26785	Flatcar with powerboat, 02		31	___
26786	Lionelville Operating Parade Car, 02		40	___
26787	Erie Jumping Hobo Boxcar, 01-02		43	___
26788	Christmas Music Boxcar, 02		46	___
26789	Kiss Kringle Chase Gondola, 02		35	___
26790	Lighted Christmas Boxcar, 02		34	___
26791	UP Animated Gondola, 02	40	46	___
26792	REA Operating Boxcar "6299," 03		39	___
26793	Alaska Extension Searchlight Car, 01		44	___
26794	Postwar "6352" PFE Ice Car, 01-02		85	___
26795	NYC Stock Car "3121," Cattle Sounds, 02		50	___
26796	Lionel Farms Poultry Dispatch Car, 01		55	___
26797	GN Log Dump Car "60011," 02		48	___
26798	Bethlehem Steel Coal Dump Car "26798," 02		70	___
26801	Jumping Bart Simpson Boxcar, 04		44	___
26802	<i>Simpsons</i> Animated Gondola, 04		46	___
26803	Santa Fe Derrick Car "26803," 04		25	___
26804	NYC Coal Dump Car "26804," 04		22	___
26805	Pennsylvania Log Dump Car "26805," 04		24	___
26806	Pillsbury Operating Boxcar "3428," Archive Collection, 04		40	___
26807	Blue Chip Line Motorized Animated Gondola, 04		40	___
26808	Egg Nog Barrel Car, 04		55	___
26809	Santa's Extension Searchlight Car, 04		42	___
26810	NYC Operating Searchlight Car, 05		33	___
26811	Pennsylvania Coal Dump Car, 05		33	___
26812	Santa Fe Log Dump Car, 05		33	___
26813	Lionel Lines Derrick Car, 05		33	___
26814	NYC Walking Brakeman Car "174226," 05		40	___
26815	PRR "Workin' on the Railroad" Boxcar "24255," 05		42	___
26816	REA Boxcar, steam TrainSounds, 05		105	___
26817	Alaska Boxcar, diesel TrainSounds, 05		145	___
26818	Christmas Music Boxcar, 05		63	___
26819	Holiday Animated Gondola, 05		55	___
26820	Penguin Transport Aquarium Car, 05		60	___
26821	NP Moe & Joe Lumber Flatcar, 05		75	___

MODERN ERA 1970-2010

		Exc	Mint	Cond/S
26827	UPS Operating Boxcar "9237," Archive Collection, 05		63	___
26828	Tornado Chaser Radar Tracking Car, 05		63	___
26829	UPS Holiday Operating Boxcar, 05		63	___
26832	Lionel Lines Tender, TrainSounds, 07-08		105	___
26834	PFE Ice Car "20042" (std O), 05-06		63	___
26835	M.O.W. Track Cleaning Car, 05		140	___
26836	Halloween Boxcar, SpookySounds, 05		105	___
26841	PRR Log Dump Car, 05		27	___
26842	NYC Coal Dump Car, 05		27	___
26845	Southern Derrick Car, 06		35	___
26846	GN Coal Dump Car, 06		38	___
26847	C&O Coal Dump Car, 06-07		80	___
26848	Lionel Lines Moe & Joe Flatcar, 06		80	___
26849	SP Log Dump Car, 06-07		80	___
26850	D&RGW Searchlight Car, 06		75	___
26851	WM Log Dump Car, 06		35	___
26852	Postwar "3562-25" Santa Fe Barrel Car, 06		75	___
26853	SeaWorld Aquarium Car, 06		75	___
26854	UP Walking Brakeman Car, 06-07		75	___
26855	Halloween Animated Gondola, 06		65	___
26856	Christmas Chase Gondola, 06		65	___
26857	Alien Radar Tracking Car, 06		65	___
26858	Christmas Music Boxcar, 06		65	___
26859	Christmas Parade Boxcar, 06		75	___
26860	B&O Boxcar "466035," steam TrainSounds (std O), 06-07		75	___
26861	Santa Fe Boxcar, diesel TrainSounds (std O), 06-07		110	___
26863	Railway Express Operating Milk Car with platform, 06		140	___
26864	Domino Sugar Operating Boxcar, 06-07		40	___
26865	CP Animated Caboose, 06-07		80	___
26867	Boxcar, AlienSounds, 06-07		110	___
26868	U.S. Steel Operating Welding Car, 06		75	___
26869	REA Jumping Hobo Boxcar, 06-07		70	___
26870	Christmas Dump Car with presents, 06		80	___
26871	PRR Tender, steam TrainSounds (std O), 06		105	___
26872	U.S. Army Security Car, 06		75	___
26876	Missile Firing Trail Car, 06		75	___
26877	U.S. Army Missile Launch Car, 06-07		190	___
26891	PRR Coal Dump Car, 05		30	___
26898	NYC Log Dump Car, 05		25	___
26905	Bethlehem Steel Gondola "6462" with canisters, 98		29	___
26906	SP Flatcar "9823" with Corgi '57 Chevy, 98		40	___
26908	TTUX Flatcar "6300" with Apple trailers, 98		70	___
26913	East St. Louis Gondola "9820," 98		29	___

MODERN ERA 1970-2010

		Exc	Mint	Cond/S
26920	Union Pacific Die-cast Ore Car "64861," 97		70	___
26921	Union Pacific Die-cast Ore Car "64862," 97		55	___
26922	Union Pacific Die-cast Ore Car "64863," 97		65	___
26923	Union Pacific Die-cast Ore Car "64864," 97		55	___
26924	Union Pacific Die-cast Ore Car "64865," 97		55	___
26925	Union Pacific Die-cast Ore Car "64866," 97		60	___
26926	Union Pacific Die-cast Ore Car, 98		55	___
26927	Union Pacific Die-cast Ore Car, 98		55	___
26928	Union Pacific Die-cast Ore Car, 98		55	___
26929	Union Pacific Die-cast Ore Car, 98		50	___
26936	Die-cast Tank Car 4-pack, 98		335	___
26937	Die-cast Hopper 4-pack, 98		325	___
26938	NYC Reefer, 99		80	___
26940	Rio Grande Stock Car "37710," 99		80	___
26946	D&H Semi-Scale Hopper "9642"		85	___
26947	Gulf Die-cast Tank Car, 98		120	___
26948	P&LE Die-cast Hopper, 98		65	___
26949	NP Flatcar with trailer "6424-2017," 98		47	___
26950	NP Flatcar with trailer "6424-2016," 98		47	___
26951	TTX Flatcar "475185" with PRR trailer, 98		55	___
26952	J.B. Hunt Flatcar with trailer, 98		40	___
26953	J.B. Hunt Flatcar with trailer, 98		40	___
26954	J.B. Hunt Flatcar with trailer, 98		40	___
26955	J.B. Hunt Flatcar with trailer, 98		40	___
26956	C&O Gondola (027), 98-99		15	___
26957	Delaware & Hudson Flatcar with stakes, 98		20	___
26971	Lionel Steel 16-wheel Depressed Center Flatcar, 98		135	___
26972	Pony Express Animated Gondola, 98		36	___
26973	Getty Die-cast Tank Car 3-pack, 98		270	___
26974	Getty Die-cast 1-D Tank Car "4003," 98		80	___
26975	Getty Die-cast 1-D Tank Car "4004," 98		90	___
26976	Getty Die-cast 1-D Tank Car "4005," 98		80	___
26977	Sinclair Die-cast Tank Car 3-pack, 98		275	___
26978	Sinclair Tank Car UTLX "64026," 98		105	___
26979	Sinclair Tank Car UTLX "64027," 98		85	___
26980	Sinclair Tank UTLX "64028," 98		90	___
26981	Gulf Die-cast Tank Car 2-pack, 99		165	___
26985	B&O Die-cast Hopper 2-pack, 99		160	___
26987	Chessie System (B&O) Die-cast 4-bay Hopper "235154," 99		90	___
26991	Lionelville Ladder Fire Car, 99		47	___
26992	NYC Reefer, 99		75	___
26993	NYC Reefer, 99		85	___
26994	NYC Reefer, 99		135	___
26995	Rio Grande Stock Car "37714," 99		80	___
26996	Rio Grande Stock Car "37715," 99		80	___

MODERN ERA 1970-2010

Exc Mint Cond/S

26997	Rio Grande Stock Car "37716," 99	80	___
27000	C&EI Offset Hopper "97393" (std O), 07	65	___
27001	Erie Offset Hopper "28001" (std O), 07	65	___
27002	Frisco Offset Hopper "92399" (std O), 07	65	___
27003	Chessie System Offset Hopper "234355" (std O), 07	65	___
27016	UP PS-2 Covered Hopper "1312" (std O), 07-08	60	___
27019	Imco PS-2 Covered Hopper "41001" (std O), 07-08	60	___
27022	PC PS-2 Covered Hopper "74217" (std O), 07	60	___
27025	NYC PS-2 Covered Hopper "883180" (std O), 07	60	___
27029	ATSF Offset Hopper 3-pack (std O), 08-09	200	___
27030	Monon Offset Hopper 3-pack (std O), 08-09	200	___
27031	MoPac Offset Hopper 3-pack (std O), 08-09	200	___
27032	NYC Offset Hopper 3-pack (std O), 08-09	200	___
27033	Chessie System PS-2 Hopper 3-pack (std O), 08-09	180	___
27034	Nickel Plate Road PS-2 Hopper 3-pack (std O), 08-09	180	___
27053	CB&Q ACF 2-bay Covered Hopper "183925" (std O), 08-09	55	___
27100	C&NW PS-2CD 4427 Hopper "450669" (std O), 04	40	___
27101	Morton Salt PS-2CD 4427 Hopper "504" (std O), 04	43	___
27102	Pillsbury PS-2CD 4427 Hopper "3980" (std O), 04	42	___
27103	Soo Line PS-2CD 4427 Hopper "70207" (std O), 04	49	___
27104	Wabash Cylindrical Hopper "33007" (std O), 03	43	___
27105	PC Cylindrical Hopper "884312" (std O), 03	42	___
27113	Govt. of Canada Cylindrical Hopper, 04-05	60	___
27114	Canadian National Cylindrical Hopper, 04-05	60	___
27115	D&H 3-bay ACF Hopper "3454" (std O), 05-06	65	___
27116	NYC 3-bay ACF Hopper "886270" (std O), 05-06	65	___
27117	DM&IR 3-bay ACF Hopper "5017" (std O), 05	65	___
27118	WP 3-bay ACF Hopper "11774" (std O), 05-06	65	___
27129	N&W 3-bay ACF Hopper "10717" (std O), 06	70	___
27130	PRR 3-bay ACF Hopper "180658" (std O), 06	70	___
27131	Conrail 3-bay ACF Hopper "473877" (std O), 06	70	___
27132	UP 3-bay ACF Hopper "18137" (std O), 06	70	___
27133	MILW PS-2CD Hopper "98606" (std O), 06	70	___
27134	BNSF PS-2CD Hopper "414367" (std O), 06	70	___

MODERN ERA 1970-2010

		Exc	Mint	Cond/S
27135	N&W PS-2CD Hopper "71573" (std O), 06		70	___
27165	C&O 3-bay Hopper "86912" (std O), 07		70	___
27166	Pennsylvania Power & Light 3-bay Hopper "347" (std O), 07		70	___
27167	Santa Fe 3-bay Hopper "178558" (std O), 07-08		70	___
27168	C&NW 3-bay Hopper "135000" (std O), 07		70	___
27169	CN Cylindrical Hopper "370708" (std O), 06		65	___
27172	IMC Canada Cylindrical Hopper "45726" (std O), 06		65	___
27177	Union Starch Cylindrical Hopper 3-pack (std O), 08		210	___
27186	PRR Cylindrical Hopper 3-pack (std O), 08		210	___
27187	TH&B Cylindrical Hopper 3-pack (std O), 08		210	___
27188	KCS 3-bay Covered Hopper 3-pack, 08		225	___
27189	BNSF 3-bay Aluminum Covered Hopper 3-pack, 08		225	___
27190	C&NW PS-2CD Covered Hopper 3-pack (std O), 08		225	___
27191	RI PS-2CD Covered Hopper 3-pack, 08		225	___
27192	NP PS-2CD Covered Hopper 3-pack (std O), 08		225	___
27203	NYC DD Boxcar "75509" (std O), 05		63	___
27204	Grand Trunk Western DD Boxcar "596377" (std O), 05		63	___
27205	D&RGW DD Boxcar "63798" (std O), 05		40	___
27206	UP PS 60' Boxcar "960342" (std O), 08		75	___
27207	IC PS 60' Boxcar "44295" (std O), 08		75	___
27208	ATSF PS 60' Boxcar "37287" (std O), 08		75	___
27209	D&RGW PS 60' Boxcar "63835" (std O), 08		75	___
27210	PRR PS-1 Boxcar "47009" (std O), 05		60	___
27211	MKT PS-1 Boxcar "948" (std O), 05		60	___
27212	Rutland PS-1 Boxcar "358" (std O), 05		60	___
27213	N&W DD Boxcar, 05		35	___
27214	Chessie System PS-1 Boxcar "23770" (std O), 06		60	___
27215	Rock Island PS-1 Boxcar "57607" (std O), 06		60	___
27216	Erie-Lack. PS-1 Boxcar "84433" (std O), 06		60	___
27217	Frisco PS-1 Boxcar "17826" (std O), 06		19	___
27218	Santa Fe DD Boxcar "9870" (std O), 06-07		70	___
27219	GN DD Boxcar "35449" (std O), 06-07		70	___
27220	L&N DD Boxcar "41237" (std O), 06-07		70	___
27221	CB&Q DD Boxcar "48500" (std O), 06-07		70	___
27224	CGW PS-1 Boxcar "5180" (std O), 06		60	___
27225	WP PS-1 Boxcar "19528" (std O), 06		60	___
27226	NH PS-1 Boxcar "32196" (std O), 06		60	___
27227	UP PS-1 Boxcar "100306" (std O), 06		60	___
27228	UP DD Boxcar "454400" (std O), 07		70	___
27229	Nickel Plate Road DD Boxcar "87100" (std O), 08		70	___

MODERN ERA 1970-2010

		Exc	Mint	Cond/S
27230	LV DD Boxcar "8505" (std O), 08		70	—
27231	GN USRA Double-sheathed Boxcar (std O), 07		65	—
27232	UP USRA Double-sheathed Boxcar (std O), 07		65	—
27233	Cotton Belt USRA Double-sheathed Boxcar (std O), 07		65	—
27234	C&NW USRA Double-sheathed Boxcar (std O), 07		65	—
27235	Railbox Boxcar "10011" (std O), 07		55	—
27239	SP DD Boxcar "232852" with auto rack (std O), 08		75	—
27240	Pere Marquette DD Boxcar with auto rack (std O), 08		75	—
27241	C&O PS-1 Boxcar "18719," 08		60	—
27242	LV PS-1 Boxcar "62080," 08		60	—
27243	SP PS-1 Boxcar "128131," 08		60	—
27244	GN PS-1 Boxcar "39404," 08		60	—
27246	SP Double-sheathed Boxcar "133" (std O), 08		70	—
27247	MP Double-sheathed Boxcar "45111" (std O), 08		70	—
27249	GN Express Boxcar "2500" (std O), 08		65	—
27250	CN Express Boxcar "11061" (std O), 08-09		65	—
27251	WP Express Boxcar "220116," 08-09		65	—
27254	Western Pacific UP Heritage Boxcar (std O), 09		85	—
27260	ATSF Tool Car "190021" (std O), 09		80	—
27261	D&RGW Double-sheathed Boxcar "3282," 09		80	—
27300	Western Dairy General American Milk Car (std O), 06		65	—
27305	GN Steel-sided Reefer "70290" (std O), 06		65	—
27306	Santa Fe Steel-sided Reefer "3494" (std O), 06		42	—
27307	Pepper Packing Steel-sided Reefer "2330" (std O), 06		65	—
27327	BNSF Mechanical Reefer "798870" (std O), 07		70	—
27328	SP Fruit Express Reefer "456465" (std O), 07-09		70	—
27329	UP Fruit Express Reefer "55962" (std O), 07		70	—
27330	Great Northern WFE Reefer "8873" (std O), 07-08		70	—
27331	Alderney Dairy General American Milk Car (std O), 07		65	—
27332	Freeport General American Milk Car (std O), 07		65	—
27349	ADM Steel-sided Reefer "7019" (std O), 07		65	—
27350	National Car Steel-sided Reefer "2430" (std O), 07		65	—
27355	NYC Steel-sided Reefer "2570" (std O), 07-08		65	—
27358	Dubuque Steel-sided Reefer "63648" (std O), 07		65	—

MODERN ERA 1970-2010

		Exc	Mint	Cond/S
27361	PFE Wood-sided Reefer "97680" (std O), 06		65	—
27365	Sheffield Farms Milk Car 2-pack (std O), 08		140	—
27369	Borden's Milk Car 2-pack (std O), 08		140	—
27372	PFE Steel-sided Reefer 3-pack (std O), 08		210	—
27373	MILW Reefer 3-pack (std O), 08-09		225	—
27374	Alaska Reefer 3-pack (std O), 08-09		225	—
27375	NP Reefer 3-pack (std O), 08-09		225	—
27394	Detroit, Toledo & Ironton Steel-sided Reefer (std O), 09		80	—
27409	ATSF Water Tank Car "100844" (std O), 09		70	—
27410	Modern 30,000-gallon Ethanol Tank Car 3-pack, sound, 09		270	—
27411	Modern 30,000-gallon Ethanol Tank Car 3-pack, 09		210	—
27419	Pennsylvania Power & Light 3-bay Open Hopper, 08		80	—
27421	MoPac UP Heritage Cylindrical Hopper (std O), 09		80	—
27422	N&W 3-bay Open Hopper "1776" (std O), 09		80	—
27425	Saskatchewan Cylindrical Hopper "397015" (std O), 09		80	—
27426	Stourbridge Lion Anthracite Coal Car 2-pack, 09		130	—
27429	MKT UP Heritage PS2-CD Hopper (std O), 09		80	—
27510	WP PS-4 Flatcar "2001" (std O), 05-06		53	—
27511	P&LE PS-4 Flatcar "1154" (std O), 05-06		35	—
27512	Reading PS-4 Flatcar "9314" (std O), 05		53	—
27513	UP 40' Flatcar "51219" (std O), 06		55	—
27514	CP 40' Flatcar "307401" (std O), 06		55	—
27515	Pennsylvania 40' Flatcar "473567" (std O), 06		55	—
27516	N&W 40' Flatcar "32900" (std O), 06		55	—
27517	NP PS-4 Flatcar "62829" with trailers (std O), 06		85	—
27518	C&NW PS-4 Flatcar "44503" with trailers (std O), 06		85	—
27519	UP PS-4 Flatcar "53007" with trailers (std O), 06		85	—
27520	Coe Rail Husky Stack Car "5540" (std O), 06		85	—
27521	Santa Fe Husky Stack Car "254220" (std O), 06		85	—
27541	NYC 40' Flatcar "496299" with load (std O), 07		63	—
27542	NH 40' Flatcar "17808" with load (std O), 07-08		70	—
27543	ATSF 40' Flatcar "191549" with load (std O), 07-08		70	—
27544	GT 40' Flatcar "64301" with load (std O), 07-08		70	—
27545	REA PS-4 Flatcar "81003" with trailers (std O), 07-08		85	—

MODERN ERA 1970-2010

		Exc	Mint	Cond/S
27546	Greenbrier Husky Stack Car "1993" (std O), 07		85	___
27552	Arizona & California Husky Stack Car (std O), 07		85	___
27562	NYC PS-4 Flatcar "506075" with trailers (std O), 07-08		85	___
27563	Lackawanna PS-4 Flatcar "16540" with trailers (std O), 07		85	___
27564	Milwaukee Road PS-4 Flatcar with trailers "64074" (std O), 07-08		85	___
27583	UP 40' Flatcar "59292" with load (std O), 08		70	___
27584	Reading Flatcar with covered load (std O), 08-09		70	___
27585	B&M 40' Flatcar "33773" with stakes (std O), 08-09		65	___
27586	Cass Scenic Skeleton Log Car 3-pack, 07		170	___
27587	Birch Valley Lumber Skeleton Log Car 3-pack, 07		170	___
27594	Wabash PS-4 Flatcar with stakes (std O), 08-09		65	___
27600	RI Bay Window Caboose "17070" (std O), 07		90	___
27601	MILW Extended Vision Caboose "992300" (std O), 07		90	___
27603	MP UP Heritage Ca-4 Caboose "2891" (std O), 08		95	___
27604	UP Caboose "3881" (std O), 08		90	___
27605	Pere Marquette Northeastern Caboose "A986" (std O), 08		90	___
27606	LL Northeastern Caboose "4679" (std O), 08		90	___
27608	WM Caboose "1863" (std O), 08		85	___
27609	B&O Caboose "C-2445" (std O), 07		90	___
27612	WP Bay Window Caboose "446" (std O), 08		90	___
27615	NYC Bay Window Caboose "20383" (std O), 07		90	___
27617	D&H Bay Window Caboose "35725" (std O), 08		90	___
27618	MKT UP Heritage Ca-4 Caboose "8891" (std O), 08		95	___
27619	WP UP Heritage Ca-4 Caboose "3891" (std O), 08		95	___
27623	N&W Northeastern Caboose "500837" (std O), 09		90	___
27624	D&RGW UP Heritage CA-4 Caboose (std O), 09		95	___
27625	C&NW UP Heritage CA-4 Caboose (std O), 09		95	___
27626	SP UP Heritage CA-4 Caboose (std O), 09		95	___
27628	Wabash Northeastern Caboose "02222" (std O), 09		90	___
27702	Maersk Husky Stack Car 2-pack (std O), 09		225	___
27705	ATSF Wedge Plow Flatcar "191369" (std O), 09		90	___

MODERN ERA 1970-2010

		Exc	Mint	Cond/S
27706	ATSF Idler Flatcar "191852" with load (std O), 09		75	___
27707	UP Husky Stack Car 2-pack (std O), 09		225	___
27710	No. 6464 Variation Boxcar 2-pack #2, 09		115	___
27800	B&M Gondola with coke containers, 09		80	___
27816	D&RGW Flatcar "22177" with pipes, 09		80	___
27820	Wabash PS-4 Flatcar with piggyback trailers (std O), 09		98	___
27903	Sager Place Observation Car, 09		65	___
27912	No. 2445 Elizabeth Coach, 08		60	___
28000	C&NW 4-6-4 Hudson Locomotive "3005," 99		205	___
28004	B&O 4-4-2 E6 Atlantic Locomotive, traditional, 99-00		410	___
28005	PRR 4-4-2 E6 Atlantic Locomotive, traditional, 99-00		345	___
28006	ATSF 4-4-2 E6 Atlantic Locomotive, traditional, 99-00		285	___
28007	NYC 4-6-4 Hudson Locomotive "5406," 99		380	___
28008	C&O 4-6-4 Hudson Locomotive "306," 99		345	___
28009	Santa Fe 4-6-4 Hudson Locomotive "3463," 99		330	___
28011	C&O 2-6-6-6 Allegheny Locomotive "1601," 99		1800	___
28012	4-6-4 Commodore Vanderbilt Locomotive, red, 00 u		1700	___
28013	NH 4-6-2 Pacific Locomotive "1335," 99		325	___
28014	NYC 4-6-2 Pacific Locomotive "4930," 99		305	___
28015	Santa Fe Pacific 4-6-2 Pacific Locomotive "3449," 99		340	___
28016	Southern 4-6-2 Pacific Locomotive "1407," 99		345	___
28017	Case Cutlery 4-6-2 Pacific Locomotive, 99 u		300	___
28018	Reading 4-6-0 Camelback Locomotive "571," CC, 01		495	___
28020	Lionel Lines 4-6-2 Pacific Locomotive "3344," 99		250	___
28022	West Side Lumber Shay Locomotive "800," 99		810	___
28023	PRR K4 4-6-2 Pacific Locomotive "3755," CC, 99		375	___
28024	4-6-4 Commodore Vanderbilt Locomotive, blue, 00 u		2000	___
28025	PRR K4 4-6-2 Pacific Locomotive, traditional, 99		330	___
28026	LL 4-6-2 Pacific Locomotive, CC, 99		325	___
28027	NYC 4-6-4 Hudson Locomotive "5413," 00		590	___
28028	Virginian 2-6-6-6 Allegheny Locomotive "1601," 99		980	___
28029	UP 4-8-8-4 Big Boy Locomotive "4006," 99-00		1500	___
28030	NYC 4-6-4 Hudson Locomotive "5450," gray, CC, 00		315	___
28032	B&O 4-6-2 Pacific Locomotive, CC, 00		315	___

MODERN ERA 1970-2010

		Exc	Mint	Cond/S
28033	B&O 4-6-2 Pacific Locomotive, traditional, 00		195	___
28034	UP 4-6-2 Pacific Locomotive, CC, 00		310	___
28035	UP 4-6-2 Pacific Locomotive, traditional, 00		210	___
28036	SP 2-8-0 Consolidation Locomotive "2685," CC, 00-01		270	___
28037	SP 2-8-0 Consolidation Locomotive "2686," traditional, 00-01		295	___
28038	UP 2-8-0 Consolidation Locomotive "324," CC, 00-01		315	___
28039	UP 2-8-0 Consolidation Locomotive "326," traditional, 00-01		240	___
28051	B&O 2-8-8-4 EM-1 Articulated Locomotive "7617," 00		970	___
28052	N&W 2-6-6-4 Class A Locomotive "1218," 00		870	___
28055	GN 4-6-4 Hudson Locomotive "1725," traditional, 00-01		170	___
28057	Southern 4-8-2 Mountain Locomotive "1491," CC, 00		690	___
28058	NH 4-8-2 Mountain Locomotive "3310," CC, 00		670	___
28059	WP 4-8-2 Mountain Locomotive "179," CC, 00		630	___
28062	LL Gold-plated 700E J-1E 4-6-4 Hudson Locomotive, display case, 00		1050	___
28063	PRR T-1 4-4-4-4 Duplex Locomotive "5511," CC, 00		910	___
28064	UP Challenger Coal Tender "3985," CC, 00 u	1350	1800	___
28065	NYC Hudson 4-6-4 Locomotive "5412," RailSounds, 00		290	___
28066	B&O <i>President Polk</i> 4-6-2 Locomotive, CC, 01		750	___
28067	Erie 4-6-2 Locomotive "2934," CC, 01		570	___
28068	D&RGW 4-6-4 Hudson Locomotive, traditional, 01 u		300	___
28070	SP <i>Daylight</i> 4-4-2 Atlantic Locomotive "3000," CC, 01		425	___
28071	NP 4-4-2 Atlantic Locomotive "604," CC, 01		415	___
28072	NYC 4-6-4 Hudson J3a Locomotive "5444," CC, 01		790	___
28074	NP 2-8-4 Berkshire Locomotive "759," CC, 01		640	___
28075	C&O 2-6-6-2 Locomotive "1521," CC, 01		930	___
28076	NKP 2-6-6-2 Locomotive "921," CC, 01		960	___
28077	UP 4-6-6-4 Challenger Locomotive "3983," CC, 01		680	___
28078	PRR 2-10-4 J1a Locomotive "6496," CC, 01		880	___
28079	C&O 2-10-4 Class T Locomotive "3004," CC, 01		900	___
28080	NYC 0-8-0 Locomotive "7745," CC, 01-02		540	___
28081	C&O 0-8-0 Locomotive "75," CC, 01-02		520	___
28084	NYC Dreyfuss Hudson 4-6-4 Locomotive "5452," CC, 01-02		790	___

MODERN ERA 1970-2010

		Exc	Mint	Cond/S
28085	N&W 2-8-8-2 Y6b Class Locomotive "2200," CC, 03		1300	___
28086	PRR H9 Consolidation Locomotive "1111," CC, 01		480	___
28087	UP Auxiliary Tender, yellow, CC, 01		210	___
28088	N&W Auxiliary Water Tender, CC, 01-02		200	___
28089	PRR 4-4-4-4 T-1 Duplex Locomotive "5511," 2-rail, 00		1150	___
28090	UP Challenger Oil Tender "3977," 2-rail, 00 u		1800	___
28098	NYC 4-6-0 10-wheel Locomotive "1916," CC, 01-02		520	___
28099	UP Challenger Oil Tender "3977," CC, 00 u		1700	___
28200	D&H U30C Diesel "702," CC (SSS), 02		375	___
28201	UP SD90MAC Diesel "8049," 03		345	___
28202	Conrail SD80MAC Diesel "7203," 03		325	___
28203	CSX SD80MAC Diesel "803," 03		325	___
28204	NS SD80MAC Diesel "7201," 03		345	___
28205	Chessie System SD9 Diesel "1833," CC, 03		230	___
28207	Erie-Lackawanna U33C Diesel "3304," CC, 02		355	___
28208	BN U33C Diesel "5734," CC, 02		355	___
28211	CP SD90MAC Diesel "9107," 03		300	___
28213	Amtrak GE Dash 8 Diesel "516," CC, 02		300	___
28214	BNSF GE Dash 8 Diesel "582," CC, 02		325	___
28215	B&O GP30 Diesel "6939," CC, 02		315	___
28216	Reading GP30 Diesel "5518," CC, 02		315	___
28217	Rio Grande GP30 Diesel "3013," CC, 02		315	___
28218	Lehigh Valley Alco C420 Switcher "407," CC, 04		325	___
28219	Seaboard Alco C420 Switcher "136," CC, 04		300	___
28222	Santa Fe Dash 9 Diesel "605" CC, 05		250	___
28223	BNSF SD70MAC Diesel "9433," CC, 05		250	___
28224	Jersey Central SD40-2 Diesel "3067," CC, 04		350	___
28225	SPSF SD40T-2 Diesel "8521," CC, 04-05		430	___
28226	NS SD80MAC Diesel "7204," CC, 04-05		430	___
28227	UP SD70MAC Diesel "4979," CC, 04		375	___
28228	C&NW Dash 9-44CW Diesel "8669," CC, 03		350	___
28229	SP Dash 9-44CW Diesel "8132," CC, 03		350	___
28230	Amtrak Dash 8 Diesel "505," CC, 04		295	___
28235	Great Northern U33C Diesel "2543," CC, 05		455	___
28237	Reading U30C Diesel "6301," CC, 05		455	___
28239	Union Pacific SD70 Diesel, TMCC, 04		360	___
28241	C&NW U30C Diesel "935," CC, 06		455	___
28242	SP U33C Diesel "8773," CC, 06		475	___
28243	LIRR Alco C420 Hi-nose Switcher "206," CC, 06		420	___
28244	N&W Alco C420 Hi-nose Switcher "417," CC, 06-07		420	___
28245	Chessie System SD40T-2 Diesel "7617," RailSounds, 06		265	___

MODERN ERA 1970-2010

		Exc	Mint	Cond/S
28246	Chessie System SD40T-2 Diesel "7618," nonpowered (std O), 06		160	___
28247	Rio Grande SD40T-2 Diesel "5348," RailSounds, 06		265	___
28248	Rio Grande SD40T-2 Diesel "5349," nonpowered (std O), 06		160	___
28250	N&W Alco C420 Hi-nose Switcher "416," nonpowered (std O), 06-07		160	___
28251	LIRR Alco C420 Hi-nose Switcher "206," nonpowered (std O), 06		160	___
28252	SP U33C Diesel "8774," nonpowered (std O), 06		160	___
28253	C&NW U30C Diesel "936," nonpowered (std O), 06		160	___
28255	UP SD40T-2 Diesel "4551," traditional, CC, 07-08		265	___
28256	UP SD40T-2 Diesel "4596," nonpowered (std O), 07		170	___
28257	NS SD40-2 Diesel "3340," CC, 06		430	___
28258	NS SD40-2 Diesel "3341," nonpowered (std O), 06		170	___
28259	CN SD40-2 Diesel "5383," CC, 06		430	___
28260	CN SD40-2 Diesel "5384," nonpowered (std O), 06		170	___
28261	UP (MP) SD70ACe Diesel "1982," CC, 07		450	___
28262	UP (WP) SD70ACe Diesel "1983," CC, 07		450	___
28263	UP (MKT) SD70ACe Diesel "1988," CC, 07		450	___
28264	UP "Building America" SD70ACe Diesel "8348," CC, 07		450	___
28265	MILW U30C Diesel "5657," CC, 07		455	___
28266	MILW U30C Diesel "5657," nonpowered (std O), 07-08		170	___
28267	Conrail U30C Diesel "6837," CC, 07		455	___
28268	Conrail U30C Diesel "6838," nonpowered (std O), 07-08		170	___
28269	ATSF Dash 8-40BW Diesel "562," CC, 08		500	___
28270	ATSF Dash 8-40CW Diesel "563," nonpowered, 08		220	___
28272	"I Love USA" SD60 Diesel "1776," traditional, 06		250	___
28279	UP SD70ACe Diesel "1989," CC, 07		450	___
28280	UP (C&NW) SD70ACe Diesel "1995," CC, 07		450	___
28281	UP (SP) SD70ACe Diesel "1996," CC, 07		450	___
28283	UP "Building America" SD70AC3 Diesel, nonpowered (std O), 07		170	___
28284	Ferromex SD70ACe Diesel "4011," CC, 08		495	___
28287	KCS SD70ACe Diesel "4050," CC, 08		495	___
28292	Chessie System U30C Diesel "3312," CC, 02		300	___
28293	Santa Fe U28CG Diesel "354," CC, 02		375	___
28295	Conrail LionMaster SD80MAC Diesel, nonpowered, 08		200	___
28296	UP AC6000 Diesel "7526," CC, 08		660	___
28298	CSX AC6000 Diesel "608," CC, 08		660	___

MODERN ERA 1970-2010

		Exc	Mint	Cond/S
28299	CSX AC6000 Diesel "609," nonpowered, 08		220	___
28300	NS Dash 9 Diesel "9607," nonpowered, 08		220	___
28302	BNSF SD70ACe Diesel "9380," CC, 08		495	___
28305	CSX AC6000 Diesel "610," nonpowered, RailSounds, 08		430	___
28306	GE ES44AC Evolution Hybrid Diesel "2010," CC, 09		1000	___
28307	Wabash Train Master Diesel "550," CC, 09		495	___
28400	Amtrak Rail Bonder, 05		65	___
28403	Pennsylvania Ballast Tamper, traditional, 05-06		105	___
28404	Maintenance Car, 05		105	___
28405	Picatinny Arsenal Switcher, CC, 05		290	___
28406	CSX Rail Bonder "92794," traditional, 05		65	___
28407	UP Speeder, 05		65	___
28408	CNJ Speeder "MW840," traditional, 06		70	___
28409	Conrail Rail Bonder "X409," traditional, 06		70	___
28411	U.S. Army Missile Launcher Locomotive, 06-07		300	___
28412	Santa's Speeder, 06		70	___
28413	Milwaukee Road Snowplow "X903," traditional, 06		210	___
28414	Lionel Lines Burro Crane, traditional, 06		160	___
28415	Third Avenue Trolley "1651," traditional, 06		70	___
28416	Hobo Handcar, traditional, 06		70	___
28417	Christmas Rotary Snowplow, 06		180	___
28418	Christmas Trolley, 06		70	___
28419	Lionel Lines Speeder, 07-08		70	___
28420	D&RGW Handcar, 07-08		70	___
28421	Fort Collins Trolley, 07		65	___
28422	PRR Burro Crane, 07-08		160	___
28423	Alaska Rotary Snowplow, 06-07		220	___
28424	Postwar "51" Navy Switcher, 07		210	___
28425	Polar Express Elf Handcar, 06-09		85	___
28427	Christmas Snowplow, 08-09		210	___
28428	Halloween Handcar, 07		70	___
28430	Wellspring Capital Management Trolley, 06 u		75	___
28432	Bethlehem Steel Switcher, traditional, 07		210	___
28434	Christmas Trolley, 07		70	___
28438	Portland Birney Trolley, 08-09		65	___
28440	PRR Inspection Vehicle, 08-09		170	___
28441	Transylvania Trolley, 08		75	___
28442	Postwar "50" Gang Car, 08		120	___
28444	NH Handcar, 08-09		75	___
28500	Mopac GP20 Diesel "2274," 99-00		205	___
28501	ATSF GP9 Diesel "2924," traditional, 99		200	___
28502	ATSF GP9 Diesel "2925," CC, 99-00		255	___
28503	ACL GP7 Diesel, CC, 00		245	___

MODERN ERA 1970-2010

		Exc	Mint	Cond/\$
28504	ACL GP7 Diesel, traditional, 00		170	___
28505	Monon Alco C420 Switcher "505," CC, 00-01		230	___
28506	Monon Alco C420 Switcher "506," traditional, 00-01		170	___
28507	NH Alco C420 Switcher "2556," CC, 00-01		275	___
28508	NH Alco C420 Switcher "2557," traditional, 00-01		290	___
28509	FEC GP7 Diesel Set, 99		560	___
28514	B&O GP9 Diesel "6590," 00		85	___
28515	Lionel Service Station Alco C420 Switcher, CC, 00		205	___
28516	Lehigh & Hudson River Alco C420 Diesel, 00		160	___
28517	C&NW GP7 Diesel "1518," CC, 00-01		275	___
28518	PRR EP-5 Electric Locomotive "2352," CC, 00		410	___
28519	NP GP9 Diesel "2349," CC, 01		295	___
28521	SP Alco RS11 Switcher "5725," CC, 01-02		280	___
28522	MP Alco RS11 Switcher "4611," CC, 01-02		305	___
28523	Soo SD40-2 Diesel "6622," CC, 01		375	___
28524	Chessie SD40-2 Diesel "7616," CC, 01		355	___
28527	AEC GP9 Diesel "2001," CC, 01		345	___
28529	Norfolk Southern GP9 Diesel, CC, 02		200	___
28530	NP Alco S4 Diesel "722," CC, 02		285	___
28531	Santa Fe Alco S2 Switcher "2337," CC, 02		285	___
28532	LV Alco S2 Switcher "150," CC, 02		280	___
28533	Seaboard Air Line Alco S4 Diesel "1489," CC, 02		290	___
28536	Rock Island GP7 Diesel "1274," CC, 02-03		230	___
28538	WP Alco S2 Switcher "553," CC, 03		340	___
28539	B&O Alco S2 Switcher "9045," CC, 03		320	___
28540	UP SD40T-2 Diesel "4455," CC, 03		390	___
28541	SP SD40T-2 Diesel "8239," CC, 03		400	___
28542	Rio Grande SD40T-2 Diesel "5350," CC, 03		400	___
28543	Ontario Northland RS3 Diesel "1308," 03		80	___
28544	Pennsylvania Alco RS11 Switcher "8618," CC, 04		350	___
28545	NP Alco RS11 Switcher "900," CC, 03		325	___
28548	Chessie System S4 Diesel "9009," CC, 05		400	___
28553	PRR Alco RS11 Switcher "8620," traditional, 07-08		285	___
28554	Pennsylvania Alco RS11 Switcher "8618," nonpowered, CC, 07		170	___
28554	PRR RS11 Diesel "8621," nonpowered, 08		170	___
28555	Alaska GP38-2 Diesel "2001," CC, 06		400	___
28556	Alaska GP38-2 Diesel "2002," nonpowered (std O), 06		160	___
28557	CP GP30 Diesel "5000," CC, 06-07		400	___
28558	CP GP30 Diesel "5001," nonpowered (std O), 06-07		150	___

MODERN ERA 1970-2010

		Exc	Mint	Cond/S
28559	Chessie System GP30 Diesel "3044," CC, 06-07		400	___
28560	Chessie System GP30 Diesel "3045," nonpowered (std O), 06-07		150	___
28561	NYC GP7 Diesel "5628," CC, 07-08		340	___
28562	NYC GP7 Diesel "5629," nonpowered (std O), 07		170	___
28563	GN GP7 Diesel "626," CC, 07		400	___
28564	GN GP7 Diesel "627," nonpowered (std O), 07		170	___
28565	RI GP7 Diesel "1265," CC, 07		400	___
28566	RI GP7 Diesel "1266," nonpowered (std O), 07		170	___
28567	UP GP7 Diesel "105," CC, 07		400	___
28568	UP GP7 Diesel "106," nonpowered (std O), 07		170	___
28570	D&RGW GP7 Diesel "5101," CC, 08		440	___
28573	PRR GP7 Diesel "8512," CC, 08		440	___
28578	D&H GP38-2 Diesel "7307," CC, 08		440	___
28592	N&W GP7 Diesel "2446," CC, 09		500	___
28594	White Pass & Yukon NW2 Diesel Switcher, traditional, 09		300	___
28595	ATSF SD40 Diesel "5004," CC, 09		380	___
28612	WP 4-4-2 Atlantic Locomotive, traditional, 02		80	___
28613	Reading 0-6-0 Dockside Switcher "1251," traditional, 04		100	___
28615	B&O 4-6-4 Hudson Locomotive, traditional, 02		225	___
28616	Nickel Plate 2-8-4 Berkshire Locomotive, traditional, 02		190	___
28617	Southern 2-8-4 Berkshire Locomotive, traditional, 02		235	___
28624	Santa Fe 0-6-0 Dockside Switcher "2174," traditional, 04		175	___
28625	Wabash 4-4-2 Atlantic Locomotive "8625," traditional, 03		85	___
28626	PRR 4-6-4 Hudson Locomotive "626," traditional, 03		175	___
28627	C&O 2-8-4 Berkshire Locomotive "2755," traditional, 03		200	___
28628	L&N 2-8-4 Berkshire Locomotive "1970," traditional, 03	150	200	___
28636	D&RGW 4-4-2 Atlantic Locomotive "8636," traditional, 04		95	___
28637	UP 4-6-4 Hudson Locomotive "673," traditional, 04		160	___
28638	GN 2-8-4 Berkshire Locomotive "3414," traditional, 04		200	___
28639	NYC 2-8-4 Berkshire Locomotive "9401," traditional, 04		200	___
28646	North Pole Central 2-8-4 Berkshire "1900," traditional, 04		230	___
28650	NYC 0-6-0 Dockside Switcher "X-8688," traditional, 05		80	___

MODERN ERA 1970-2010

		Exc	Mint	Cond/S
28651	Bethlehem Steel 0-6-0 Dockside Switcher "72," traditional, 05		80	___
28652	LL 4-4-2 Locomotive "8652," traditional, 05		105	___
28655	Erie 2-8-4 Berkshire Locomotive "3338," traditional, 05		240	___
28656	PRR 2-8-4 Berkshire Locomotive "56," traditional, 05		240	___
28660	North Pole Central 0-6-0 Dockside Switcher "25," traditional, 05		105	___
28661	Santa Fe 0-4-0 Locomotive "2300" traditional, 05		160	___
28662	C&O 0-4-0 Locomotive "39," traditional, 05		160	___
28674	C&O 0-6-0 Dockside Switcher "67," traditional, 06-07		110	___
28675	SP 0-6-0 Dockside Switcher "675," traditional, 06-07		110	___
28676	U.S. Steel 0-6-0 Dockside Switcher "76," traditional, 06-07		110	___
28677	WM 4-4-2 Atlantic Locomotive "103," traditional, 06		110	___
28678	Rio Grande 0-4-0 Locomotive "55," traditional, 06-07		170	___
28679	U.S. Army Transportation Corps 0-4-0 Locomotive "40," traditional, 06		170	___
28680	Reading 0-4-0 Locomotive "1152," traditional, 06		170	___
28681	Virginian 2-8-4 Berkshire Locomotive "509," traditional, 06		260	___
28683	B&O 2-8-2 Mikado Locomotive "1520," TrainSounds, 06-07		260	___
28684	UP 2-8-2 Mikado Locomotive "2498," TrainSounds, 06-07		260	___
28693	B&O 4-4-2 Locomotive "28," traditional, 05		105	___
28694	NYC 4-4-2 Atlantic Locomotive "8637," traditional, 06		100	___
28695	Halloween 0-6-0 Dockside Switcher "X-131," traditional, 06-07		85	___
28699	Holiday 2-8-2 Mikado Locomotive "25," red, RailSounds, 08		260	___
28700	CB&Q 0-8-0 Locomotive "543," RailSounds, 05		650	___
28701	NP 0-8-0 Locomotive "1178," RailSounds, 05		650	___
28702	Boston & Albany 0-8-0 Locomotive "53," RailSounds, 05		650	___
28704	PRR 4-4-2 Atlantic Locomotive "68," CC, 05		550	___
28706	PRR Reading Seashore 4-4-2 Atlantic Locomotive "6064," CC, 05		550	___
28742	B&O 4-6-0 Camelback Locomotive "1630," CC, 03		335	___
28743	B&O 4-6-0 Camelback Locomotive "1632," traditional, 03		300	___
28744	D&H 4-6-0 Camelback Locomotive "548," CC, 03		325	___
28745	D&H 4-6-0 Camelback Locomotive "555," traditional, 03		300	___

MODERN ERA 1970-2010

		Exc	Mint	Cond/S
28746	Erie 4-6-0 Camelback Locomotive "860," CC, 03		375	—
28747	Erie 4-6-0 Camelback Locomotive "878," traditional, 03		300	—
28748	Jersey Central 4-6-0 Camelback Locomotive "772," CC, 03		300	—
28749	Jersey Central 4-6-0 Camelback Locomotive "773," traditional, 03		300	—
28750	Lackawanna 4-6-0 Camelback Locomotive "690," CC, 03		375	—
28751	Lackawanna 4-6-0 Camelback Locomotive "1031," traditional, 03		300	—
28752	LIRR 4-6-0 Camelback Locomotive "126," CC, 03		300	—
28753	LIRR 4-6-0 Camelback Locomotive "127," traditional, 03		300	—
28754	NYO&W 4-6-0 Camelback Locomotive "249," CC, 03		300	—
28755	NYO&W 4-6-0 Camelback "253" Locomotive, traditional, 03		300	—
28756	PRR Reading Seashore 4-6-0 Camelback Locomotive "6000," CC, 03		325	—
28757	PRR Reading Seashore 4-6-0 Camelback Locomotive "6001," traditional, 03		300	—
28758	Susquehanna 4-6-0 Camelback Locomotive "30," CC, 03		305	—
28759	Susquehanna 4-6-0 Camelback Locomotive "36," traditional, 03		300	—
28800	N&W GP7 Diesel "507," 99-00		80	—
28801	Lionel Lines 44-ton Switcher, 99		135	—
28806	Jersey Central FM H16-44 Diesel "1516," CC, 01		335	—
28811	Santa Fe FM H16-44 Diesel "3003," CC, 01		290	—
28813	Milwaukee Road FM H16-44 Diesel "406," CC, 01		280	—
28815	B&O GP30 Diesel "6935," CC, 02		295	—
28817	Reading GP30 Diesel "5513," CC, 02		310	—
28819	Rio Grande GP30 Diesel "3013," CC, 02		310	—
28821	GT GP7 Diesel "4438," 01		100	—
28822	Southern RS3 Diesel "2127," 01		70	—
28823	Virginian Electric Locomotive "234," 01		140	—
28826	Pioneer Seed GP7 Diesel "2001," traditional, 00 u		NRS	—
28827	Chessie GP38 Diesel, traditional, 01		100	—
28830	Soo Line GP9 Diesel, traditional, 01 u		NRS	—
28831	Conrail U36B Diesel "2971," traditional, 02		100	—
28832	Santa Fe RS3 Diesel "2099," traditional, 02		70	—
28836	NYC FM H-16-44 Diesel "7000," CC, 02		330	—
28837	NH FM H-16-44 Diesel "591," CC, 02		325	—
28838	UP FM H-16-44 Diesel "1340," CC, 02		325	—
28839	Alaska GP 30 Diesel "2000," CC, 04		315	—
28840	Burlington GP30 Diesel "945," CC, 03		325	—
28841	Seaboard GP30 Diesel "1315," CC, 03		220	—

MODERN ERA 1970-2010

		Exc	Mint	Cond/S
28842	C&O GP9 Diesel, horn, 04		160	___
28843	Southern GP38 Diesel, horn, 04		140	___
28845	Amtrak RS3 Diesel "106," 03		70	___
28846	Western Pacific U36B Diesel "3067," traditional, 04		100	___
28847	DM & IR GP38 Diesel "203," traditional, 04		170	___
28849	Western Maryland GP7 Diesel, horn, 04		185	___
28850	NYC GP30 Diesel "6115" CC, 04		360	___
28851	Pennsylvania RS3 Diesel, 04		75	___
28852	CSX U36B Diesel "1976," traditional, 05		140	___
28853	Santa Fe GP38 Diesel "2371," traditional, 05		210	___
28859	Pennsylvania GP30 Diesel "2206," nonpowered, 06		160	___
28314	UP 3GS21B Genset Switcher "2701," CC, 09		800	___
28860	UP GP30 Diesel "844," CC, 06		360	___
28861	UP GP30 Diesel "845," nonpowered (std O), 06		150	___
28862	CSX GP30 Diesel "4249," CC, 06		400	___
28863	CSX GP30 Diesel "4250," nonpowered (std O), 06		150	___
28864	UP RS3 Diesel "1195," traditional, 06		85	___
28865	GN GP9 Diesel "688," traditional, 06		210	___
28866	NYC GP20 Diesel "6110," traditional, 06		140	___
28873	NYC RS3 Diesel "8226," traditional, 06		85	___
28874	UP GP9 Diesel "178," traditional, 06-07		210	___
28875	Santa Fe GP20 "1107," traditional, 06		140	___
28876	GN FT Diesel "418," traditional, 07-08		245	___
28879	UPS Centennial GP38 Diesel, traditional, 06		210	___
28881	Conrail GP20 Diesel "2107," traditional, 07		140	___
28882	Alaska RS3 Diesel "1079," traditional, 07		85	___
28883	Diesel, 07-09		120	___
28884	PRR GP38 Diesel "2389," traditional, 08-09		210	___
28886	RI RS3 Diesel "492," traditional, 08		95	___
28887	Southern RS3 Diesel "2028," traditional, 08		95	___
28890	CN GP9 Diesel "4573," traditional, 08		210	___
28897	Seaboard U36B Diesel "1762," traditional, 08		140	___
28900	Iron 'Arry and Iron Bert 2-pack, 08-09		240	___
28905	ATSF FT Diesel "160," nonpowered, 09		120	___
29000	PRR <i>Caleb Strong</i> Madison Coach "2622," 99		80	___
29001	PRR <i>Villa Royal</i> Madison Coach "2621," 99		80	___
29002	PRR <i>Philadelphia</i> Madison Coach "2624," 99		80	___
29003	PRR Madison Car 4-pack, 98		220	___
29004	NYC Heavyweight Passenger Car 2-pack, 99		170	___
29007	NYC Pullman Passenger Car 2-pack, 98 u		95	___
29008	NYC Heavyweight Diner "383," 98		95	___
29009	NYC <i>Van Twiller</i> Heavyweight Combination Car, 98		95	___

MODERN ERA 1970-2010

		Exc	Mint	Cond/S
29010	C&O Heavyweight Passenger Car 2-pack, 99		150	___
29039	Lionel Lines Recovery Combination Car "9501," 99		NRS	___
29041	Alaska Streamliner Car 4-pack, 99-00		230	___
29042	Alaska Streamliner Baggage Car "6310," 99-00		50	___
29043	Alaska Streamliner Coach "5408," 99-00		65	___
29044	Alaska Streamliner Vista Dome Car "7014," 99-00		65	___
29046	B&O Streamliner Car 4-pack, 99-00		165	___
29047	B&O Streamliner Baggage Car, 99-00		35	___
29048	B&O Streamliner Coach, 99-00		50	___
29049	B&O Streamliner Vista Dome Car, 99-00		50	___
29050	B&O Streamliner Observation Car, 99-00		40	___
29051	ATSF Streamliner Car 4-pack, 99-00		200	___
29052	ATSF Streamliner Baggage Car, 99-00		40	___
29053	ATSF Streamliner Coach, 99-00		60	___
29054	ATSF Streamliner Vista Dome Car, 99-00		60	___
29055	ATSF Streamliner Observation Car, 99-00		40	___
29056	NYC Streamliner Car 4-pack, 99-00		180	___
29057	NYC Streamliner Baggage Car, 99-00		40	___
29058	NYC Streamliner Coach, 99-00		50	___
29059	NYC Streamliner Vista Dome Car, 99-00		50	___
29060	NYC Streamliner Observation Car, 99-00		45	___
29061	PRR Madison Passenger Car 4-pack, 99-00		190	___
29062	PRR <i>Indian Point</i> Madison Baggage Car, 99-00		50	___
29063	PRR <i>Christopher Columbus</i> Madison Coach, 99-00		50	___
29064	PRR <i>Andrew Jackson</i> Madison Coach, 99-00		50	___
29065	PRR <i>Broussard</i> Madison Observation Car, 99-00		50	___
29066	CNJ Madison Passenger Car 4-pack, 99-00		210	___
29067	CNJ Madison Baggage Car "420," 99-00		50	___
29068	CNJ <i>Beachcomber</i> Madison Coach, 99-00		50	___
29069	CNJ <i>Echo Lake</i> Madison Coach, 99-00		50	___
29070	CNJ Madison Observation Car "1178," 99-00		50	___
29071	NYC Baby Madison Car 4-pack, 00		155	___
29072	NYC Baby Madison Baggage Car "1001," 00		50	___
29073	NYC Baby Madison Coach "1005," 00		50	___
29074	NYC Baby Madison Coach "1006," 00		50	___
29075	NYC <i>Detroit</i> Baby Madison Observation Car "1019," 00		40	___
29076	Southern Baby Madison Car 4-pack, 00		155	___
29077	Southern <i>Delaware</i> Madison Baggage Car "702," 00		30	___
29078	Southern <i>North Carolina</i> Madison Coach "800," 00		50	___

MODERN ERA 1970-2010

		Exc	Mint	Cond/S
29079	Southern <i>Maryland</i> Madison Coach "801," 00		50	___
29080	Southern Madison Observation Car "1100," 00		40	___
29081	ATSF Baby Madison Car 4-pack, 00		160	___
29082	ATSF Baby Madison Baggage Car "1765," 00		30	___
29083	ATSF Baby Madison Coach "3040," 00		50	___
29084	ATSF Baby Madison Coach "1535," 00		50	___
29085	ATSF Baby Madison Observation Car "10," 00		45	___
29086	Madison Car 3-pack, 99		280	___
29090	Lionel Liontech Madison Car "2656," 99		75	___
29091	<i>Lawrence Cowen</i> Lionel Legends Madison Coach "2657," 99-00		75	___
29105	PRR <i>Trail Blazer</i> Aluminum Passenger Car 4-pack, 04-05		550	___
29108	Searchlight Car, 00		30	___
29110	B&O <i>Columbian</i> Aluminum Passenger Car 4-pack, 04		425	___
29115	SP <i>Daylight</i> Aluminum Passenger Car 4-pack, 04-05		550	___
29122	Erie-Lack. F3 Diesel AB Passenger Set, 99		840	___
29123	Erie-Lack. Aluminum Coach/Baggage Car "203," 99		100	___
29124	Erie-Lack. Aluminum Coach/Diner "770," 99		100	___
29125	Erie-Lack. <i>Eleanor Lord</i> Aluminum Coach, 99		100	___
29126	Erie-Lack. <i>Tavern Lounge</i> Aluminum Observation Car "789," 99		125	___
29127	ACL Aluminum Baggage Car "152," 99		NRS	___
29128	ACL <i>North Hampton</i> Aluminum Coach, 99		NRS	___
29129	<i>Texas Special</i> Passenger Car 4-pack, 99	650	700	___
29130	<i>Texas Special Edward Burleson</i> Aluminum Coach "1200," 99		115	___
29131	<i>Texas Special David G. Burnett</i> Aluminum Coach "1201," 99		115	___
29132	<i>Texas Special J. Pinckney Henderson</i> Aluminum Coach "1202," 99		115	___
29133	<i>Texas Special Stephen F. Austin</i> Aluminum Observation Car "1203," 99		100	___
29135	California Zephyr <i>Silver Poplar</i> Aluminum Vista Dome Car, 99		150	___
29136	California Zephyr <i>Silver Palm</i> Aluminum Vista Dome Car, 99		150	___
29137	California Zephyr <i>Silver Tavern</i> Aluminum Vista Dome Car, 99		150	___
29138	California Zephyr <i>Silver Planet</i> Aluminum Vista Dome Car, 99		150	___
29139	<i>Kughn</i> Lionel Legends Madison Car "2655," 99		113	___
29140	NYC <i>Castleton Bridge</i> Aluminum Sleeper Car, 99		120	___
29141	NYC <i>Martin Van Buren</i> Aluminum Combination Car, 99		120	___
29142	CP <i>Skyline</i> Aluminum Vista Dome Car "596," 99		125	___

MODERN ERA 1970-2010

		Exc	Mint	Cond/S
29143	CP <i>Banff Park</i> Aluminum Observation Car, 99		125	___
29144	Santa Fe <i>El Capitan</i> Aluminum Passenger Car 4-pack, 04		400	___
29149	CB&Q <i>California Zephyr</i> Aluminum Passenger Car 2-pack, 03		300	___
29152	Santa Fe <i>Super Chief</i> Aluminum Passenger Car 2-pack, 03		190	___
29155	D&H Aluminum Passenger Car 2-pack, 03		190	___
29158	Southern Aluminum Passenger Car 2-pack, 03		205	___
29165	Amtrak Superliner Passenger Car 2-pack, Phase IV, 04		195	___
29168	Amtrak Superliner Diner, StationSounds, Phase IV, 04		200	___
29169	Alaska Superliner Passenger Car 2-pack, 04		200	___
29172	Alaska Superliner Diner, StationSounds, 04		200	___
29182	N&W <i>Powhatan Arrow</i> Aluminum Passenger Car 4-pack (std O), 05		550	___
29187	N&W <i>Powhatan Arrow</i> Aluminum Passenger Car 2-pack (std O), 05		290	___
29190	N&W <i>Powhatan Arrow</i> Aluminum Diner, StationSounds, 05		290	___
29191	MILW <i>Hiawatha</i> Passenger Car 4-pack, 06		370	___
29196	MILW <i>Hiawatha</i> Passenger Car 2-pack, 06		190	___
29199	MILW <i>Hiawatha</i> Diner, StationSounds, 06		190	___
29202	Santa Fe Map Boxcar "6464," 97 u		60	___
29203	Maine Central Boxcar "6464-597," 97 u		30	___
29205	Mickey Mouse Hi-Cube Boxcar "9555," 97		65	___
29206	Vapor Records Boxcar #1, 97		75	___
29209	Postwar "6464" Boxcar Series VII, 3 cars, 98		90	___
29210	GN Boxcar "6464-450," 98		33	___
29211	B&M Boxcar "6464-475," 98		27	___
29212	Timken Boxcar "6464-500," 98		28	___
29213	ATSF Grand Canyon Route 6464 Boxcar "6464-198," 98		26	___
29214	Southern 6464 Boxcar "6464-298," 98		27	___
29215	Canadian Pacific 6464 Boxcar "6464-398," 98		26	___
29217	1997 Toy Fair Airex Boxcar, 97		75	___
29218	Vapor Records Boxcar "6464-496," 97 u		80	___
29220	Lionel Centennial Series Hi-Cube Boxcar Set, 4 cars, 97		180	___
29221	Centennial Series Hi-Cube Boxcar "9697-1," 97		41	___
29222	Centennial Series Hi-Cube Boxcar "9697-2," 97		53	___
29223	Centennial Series Hi-Cube Boxcar "9697-3," 97		48	___
29224	Centennial Series Hi-Cube Boxcar "9697-4," 97		53	___
29225	H.O.R.D.E. Music Festival Boxcar, 97	48	58	___
29229	Vapor Records Holiday Car, 98		135	___

MODERN ERA 1970-2010

		Exc	Mint	Cond/S
29231	Halloween Animated Boxcar, 98		42	___
29233	Conrail PC Overstamped Boxcar "6464-598," 98		38	___
29234	Conrail Erie Overstamped Boxcar "6464-698," 98		32	___
29235	NYC Boxcar "6464-510," 99		47	___
29236	MKT Boxcar "6464-515," 99		40	___
29237	M&StL Boxcar "6464-525," 99		25	___
29247	Mainline Classic Street Lamps, 3 pieces, 08-09		35	___
29250	Phoebe Snow Boxcar "6464-199," 99		41	___
29251	BN Boxcar "6464-299," 99		31	___
29252	CP Boxcar "6464-399," 99		33	___
29253	B&M Boxcar "76032," 99		50	___
29254	B&M Boxcar "76033," 99		50	___
29255	B&M Boxcar "76034," 99		50	___
29256	B&M Boxcar "76035," 99		50	___
29257	Southern Boxcar "9464-199," 99		38	___
29258	Reading Boxcar "9464-299," 99		36	___
29259	NP Bicentennial Boxcar "9464-399," 99		34	___
29265	Maine Central Boxcar "8661," 99		36	___
29266	Frisco Boxcar "8722," 99		36	___
29267	Postwar "6464" Boxcar Series VIII, 3 cars, 99		105	___
29268	Rio Grande Boxcar "63067," 99		40	___
29271	Lionel Cola Tractor and Trailer, 98		12	___
29279	Conrail Jersey Central Overstamped Boxcar "6464-28X," 99		40	___
29280	Conrail LV Overstamped Boxcar "6464-31X," 99		41	___
29281	Conrail Overstamped Boxcar 2-pack, 99		70	___
29282	Postwar "6464" Boxcar 3-pack, 99		130	___
29283	NYC Boxcar, 99		55	___
29284	GN Boxcar, 99		40	___
29285	Seaboard Boxcar, 99		36	___
29286	Overstamped Boxcar 2-pack, 99		70	___
29287	NH PC Overstamped Boxcar "6464-29X," 99	18	34	___
29288	Conrail Reading Overstamped Boxcar "6464-32X," 99		38	___
29289	Postwar "6464" Series IX, 3 cars, 99-00		70	___
29290	D&RGW Boxcar "6464-650," 00		41	___
29291	ATSF Boxcar "6464-700," 00		38	___
29292	NH Boxcar "6464-725," 00		39	___
29293	NH Boxcar "6464-425," 99		95	___
29294	Hell Gate Bridge Boxcar "1900-2000," 99 u		45	___
29295	PRR "Don't Stand Me Still" Boxcar "24018," 99-00		65	___
29296	PRR "Merchandise" Boxcar "29296," 99-00		65	___
29297	PRR "No Damage" Boxcar "47158," 99-00		65	___
29298	Lionel Boxcar "6464-2000," 00		43	___

MODERN ERA 1970-2010

		Exc	Mint	Cond/S
29400	Bethlehem Steel Slag Car 3-pack (std O), 03		185	___
29404	Bethlehem Steel Hot Metal Car 3-pack (std O), 03		210	___
29408	PRR Coil Car, 01		40	___
29411	Sherwin-Williams Vat Car, 02		34	___
29412	Tabasco Brand Vat Car, 02		35	___
29413	Airex Boat Loader Car "29413," 02		42	___
29414	PRR Evans Auto Loader "480123," 01		50	___
29415	WM Skeleton Log Car 3-pack #2 (std O), 02		90	___
29419	West Side Lumber Skeleton Log Car 3-pack #2 (std O), 02		90	___
29423	Wellspring Capital Management Happy Holidays Vat Car, 03 u		245	___
29424	Meadow River Lumber Skeleton Log Car 3-pack (std O), 03		90	___
29429	Campbell's Soup Vat Car "29429," 03		38	___
29430	Meadow River Lumber Skeleton Log Car 3-pack #2 (std O), 03		90	___
29434	Weyerhaeuser Skeleton Log Car 3-pack, 05		100	___
29438	Trailer Train Flatcar with 2 UP trailers, 03		60	___
29439	Postwar "6414" Evans Auto Loader, 02		43	___
29441	UP Flatcar "53471" with grader, 02		43	___
29442	CSX Flatcar "600513" with backhoe, 02		43	___
29453	Elk River Lumber Skeleton Log Car 3-pack #2 (std O), 03		90	___
29457	NS Flatcar "157590" with Caterpillar loader, 03		42	___
29458	BNSF Flatcar "922268" with Caterpillar truck, 03		44	___
29459	Water Barrel Car "1878," Archive Collection, 03		40	___
29460	LL Flatcar "3460" with trailers, Archive Collection, 03		39	___
29461	Postwar "6500" Flatcar with red-and-white airplane, 03		32	___
29462	Postwar "6500" Flatcar with white-and-red airplane, 03		31	___
29463	Postwar "6414" Evans Auto Loader, 03		30	___
29464	U.S. Army Vat Car "29464," 04		35	___
29465	U.S. Steel Slag Car 3-pack (std O), 04-05		160	___
29469	U.S. Steel Hot Metal Car 3-pack (std O), 04-05		190	___
29473	Youngstown Sheet & Tube Slag Car 3-pack (std O), 03		150	___
29477	Youngstown Sheet & Tube Hot Metal Car 3-pack (std O), 03		170	___
29481	Cass Scenic Railroad Skeleton Log Car 3-pack (std O), 03		80	___
29487	Boat-loader with 4 boats, 04		65	___
29488	Cass Scenic Railroad Skeleton Log Car 3-pack #2 (std O), 04		90	___
29492	Pickering Lumber Skeleton Log Car 3-pack #1 (std O), 04		100	___

MODERN ERA 1970-2010

		Exc	Mint	Cond/S
29496	Pickering Lumber Skeleton Log Car 3-pack #2 (std O), 04		90	___
29602	Celanese Chemicals 1-D Tank Car, 05		45	___
29603	Comet 1-D Tank Car, traditional, 05		53	___
29604	Meadow Brook Molasses 1-D Tank Car, traditional, 05		53	___
29606	Elvis Presley Gold Record Transport Car, 04		120	___
29607	Las Vegas Mint Car, traditional, 05		58	___
29609	Alien Suspension Car, 06		60	___
29610	Dixie Honey 1-D Tank Car, 06		60	___
29611	Sunoco 1-D Tank Car, 06		60	___
29612	Las Vegas Poker Chip Car, 06		40	___
29613	Postwar "6463" Rocket Fuel 2-D Tank Car, 06		75	___
29617	Cities Service Tank Car, 06-07		48	___
29618	Hooker Chemicals 3-D Tank Car, 07		60	___
29619	Grave's Formaldehyde 1-D Tank Car, 07		60	___
29622	Fort Knox Mint Car, lilac, Archive Collection, 07		60	___
29624	Monopoly Mint Car with money, 08		65	___
29626	"Case Closed" Mint Car with shredded documents, 08		82	___
29629	AEC Glow-in-the-Dark Tank Car, 09		50	___
29703	PRR Porthole Caboose, 01		45	___
29708	C&O Bay Window Caboose "8315," 04		45	___
29709	Pennsylvania N5c Caboose "477938," 04		40	___
29711	Santa Fe Bay Window Caboose, 05		60	___
29712	Postwar "2420" Searchlight Caboose, 04		50	___
29718	N&W Work Caboose, 06		48	___
29719	Santa Fe Caboose "6427," Archive Collection, 06		48	___
29726	Virginian Caboose "6427," Archive Collection, 06-07		50	___
29727	"I Love U.S.A." Bay Window Caboose "1985," 06		60	___
29729	Bethlehem Steel Searchlight Caboose, 06		90	___
29732	PRR Caboose "477871," 08		45	___
29733	White Pass & Yukon Extended Vision Caboose, 09		90	___
29800	M.O.W. Crane Car, TMCC, 04		250	___
29804	UP Crane Car "JPX 250," CC, 05		320	___
29805	Conrail Crane Car "50202," CC, 05		320	___
29806	Weyerhaeuser Log Dump Car, 05		75	___
29807	DM&IR Coal Dump Car, 05		75	___
29808	Candy Cane Dump Car, 05		55	___
29809	Dump Car with presents, 05		60	___
29810	Operating Egg Nog Car with platform, 05		140	___
29811	Merchant's Despatch Transit Hot Box Reefer "12425," 05		85	___
29812	Santa Fe Hot Box Reefer "20699," 05		90	___

MODERN ERA 1970-2010

		Exc	Mint	Cond/S
29813	Santa Fe Boom Car "19144," Crane Sounds, 05		210	___
29814	Pennsylvania Boom Car "491063," Crane Sounds, 05		210	___
29815	NYC Boom Car "X923," Crane Sounds, 05		210	___
29816	M.O.W. Boom Car "X-816," Crane Sounds, 05		210	___
29817	UP Boom Car "909438," Crane Sounds, 05		210	___
29818	Conrail Boom Car, Crane Sounds, 05		210	___
29821	Postwar "2460" Lionel Lines Crane Car, gray cab, 05		43	___
29822	Postwar "773W" NYC Tender, whistle, 05		48	___
29823	Postwar "3484" Pennsylvania Operating Boxcar, 05		38	___
29827	Postwar "3419" Helicopter Launching Car, 06		49	___
29828	Postwar "3666" Minuteman Car with cannon, 06		85	___
29829	Postwar "6905" Radioactive Waste Car, 06		85	___
29830	PFE Hot Box Reefer "5890" (std O), 06		105	___
29831	Swift Hot Box Reefer "15342" (std O), 06		150	___
29832	Chessie System Crane Car "940504," CC, 06		320	___
29833	Chessie System Boom Car "940561," CC, 06		210	___
29834	LL Bay Window Caboose "834," TrainSounds (std O), 06-07		110	___
29835	SP Bay Window Caboose "4667," TrainSounds (std O), 06-07		160	___
29839	Cherry Picker Car, 06		63	___
29849	Lionel Lines Crane Car, silver cab, 06		60	___
29850	N&W J Class Tender, air whistle, 06-07		70	___
29853	Postwar "6651" Big John Cannon Car, 08		75	___
29854	Satellite Launching Car, 07		70	___
29855	Lionel Lines Operating Milk Car with platform, 07		140	___
29856	Monon Operating Boxcar, 06-07		65	___
29857	Lionel Lines Boom Car, 06-07		55	___
29858	CP Rail Crane Car "414475," CC, 07		320	___
29859	CP Rail Boom Car "412567," CC, 07		210	___
29865	Southern Operating Barrel Car, 07-08		75	___
29866	Pirates Aquarium Car, 07		75	___
29867	NYC Jet Snow Blower "X27207," 07		120	___
29868	Alaska Jet Snow Blower, 07		120	___
29869	Bethlehem Steel Crane Car, 06		60	___
29870	M.O.W. Jet Snow Blower "MWX-16," 07		120	___
29877	Southern Crane Car "D76," CC, 08		350	___
29882	Witches Operating Brew Car, 08		150	___
29884	CNJ Twin Dump Car, 08		85	___
29888	Postwar "3494-625" Soo Lines Operating Boxcar, 08		70	___
29893	PRR Operating Stock Car "129893," RailSounds, 09		150	___
29900	"I Love Wisconsin" Boxcar, 01		35	___

MODERN ERA 1970-2010

		Exc	Mint	Cond/\$
29901	"I Love Kentucky" Boxcar, 01		30	___
29902	"I Love Iowa" Boxcar, 01		31	___
29903	"I Love Missouri" Boxcar, 01		31	___
29904	2002 Toy Fair Boxcar, 02		22	___
29906	"I Love Connecticut" Boxcar, 02		33	___
29907	"I Love West Virginia" Boxcar, 02		33	___
29908	"I Love Delaware" Boxcar, 02		33	___
29909	"I Love Maryland" Boxcar, 02		65	___
29910	Toy Fair Centennial Boxcar, 03		40	___
29912	"I Love Alabama" Boxcar, 03		30	___
29913	"I Love Mississippi" Boxcar, 03		35	___
29914	"I Love Louisiana" Boxcar, 03		35	___
29915	"I Love Arkansas" Boxcar, 03		30	___
29918	2003 Toy Fair Boxcar, 03 u		25	___
29919	2004 Toy Fair Boxcar, 04 u		37	___
29920	"I Love North Dakota" Boxcar, 03		35	___
29921	"I Love South Dakota" Boxcar, 03		40	___
29922	"I Love Nebraska" Boxcar, 03		30	___
29923	"I Love Kansas" Boxcar, 03		30	___
29925	Toy Fair <i>Polar Express</i> Boxcar, 05 u		250	___
29927	"I Love Washington" Boxcar, 05		45	___
29928	"I Love Oregon" Boxcar, 05		40	___
29929	"I Love Idaho" Boxcar, 05		45	___
29930	"I Love Utah" Boxcar, 05		45	___
29932	"I Love Oklahoma" Boxcar, 06		45	___
29933	"I Love New Mexico" Boxcar, 06		45	___
29934	"I Love Hawaii" Boxcar, 06		45	___
29935	"I Love Alaska" Boxcar, 06		45	___
29936	"I Love Wyoming" Boxcar, 06		45	___
29937	2006 Toy Fair Boxcar, 06 u		38	___
29942	Santa Fe Railroad Art Boxcar, 06		50	___
29943	<i>Texas Special</i> Railroad Art Boxcar, 06		50	___
29944	1957 Lionel Art Boxcar, 06		50	___
29945	1947 Lionel Art Boxcar, 06		50	___
29949	Weyerhaeuser Timber Skeleton Log Car 3-pack #2 (std O), 03		90	___
29950	1948 Lionel Art Boxcar, 08		50	___
29951	1954 Lionel Art Boxcar, 08		50	___
29952	GN Art Boxcar, 08		50	___
29953	SP Art Boxcar, 08		50	___
29954	Dealer Christmas Boxcar, 07		75	___
29955	Dealer Boxcar, 08		75	___
29959	1952 Lionel Art Boxcar, 09		58	___
29960	Rock Island Art Boxcar, 09		58	___
30000	PRR Keystone Super Freight Steam Train, TMCC, 05		450	___
30001	Santa Fe <i>El Capitan</i> Passenger Set, TrainSounds, 05-09		370	___

MODERN ERA 1970-2010

		Exc	Mint	Cond/S
30002	Neil Young's Greendale Diesel Freight Set, 04		420	___
30003	Pennsylvania Flyer Operating Freight Expansion Pack, 05		99	___
30004	Pennsylvania Flyer Passenger Expansion Pack, 05-08		120	___
30007	NYC Flyer Operating Freight Expansion Pack, 05		99	___
30008	NYC Flyer Passenger Expansion Pack, 05-08		120	___
30011	Holiday Expansion Pack, 05		100	___
30012	Thomas the Tank Engine Expansion Pack, 05-09		120	___
30016	NYC Flyer Steam Freight Set, 06-08		290	___
30018	Pennsylvania Flyer Steam Freight Set, 06-07		200	___
30020	North Pole Central Christmas Steam Train, 06-07		220	___
30021	Cascade Range Steam Logging Train, 06-08		190	___
30022	Southwest Diesel Freight Set, TrainSounds, 06		295	___
30024	UP Fast Freight Steam Set, TrainSounds, 06-07		340	___
30025	Chesapeake Super Freight Steam Set, TMCC, 06-07		475	___
30026	CP Diesel Freight Set, TMCC, 06		540	___
30034	Great Western Train Set with Lincoln Logs, 07-09		230	___
30035	Sodor Freight Expansion Pack, 06-09		120	___
30036	Great Western Expansion Pack, 07-08		120	___
30037	Pennsylvania Flyer Operating Freight Expansion Pack, 06-08		120	___
30038	NYC Flyer Operating Freight Expansion Pack, 06-08		120	___
30039	North Pole Central Passenger Expansion Pack, 06-09		110	___
30040	North Pole Central Freight Expansion Pack, 06-08		110	___
30041	Southwest Diesel Freight Expansion Pack, 06		110	___
30042	Cascade Range Expansion Pack, 06		110	___
30044	NYC Empire Builder Steam Freight Set, TMCC, 06		2800	___
30045	Alaska Steam Work Train, 07-09		270	___
30046	Alaska Work Train Expansion Pack, 07-08		110	___
30047	Northwest Special Diesel Freight Set, TrainSounds, 07-08		295	___
30048	Northwest Special Freight Expansion Pack, 07-08		110	___
30049	D&RGW Fast Freight Set, TrainSounds, 08-09		320	___
30050	Pennsylvania Super Freight Set, CC, 08		450	___
30051	UP Diesel Freight Set, TMCC, 07		500	___
30056	Halloween Steam Freight Set, 07-09		220	___
30061	UPS Centennial Stream Freight Set, 07-08		230	___

MODERN ERA 1970-2010

		Exc	Mint	Cond/S
30064	Pennsylvania Speeder Set, traditional, K-Line, 06		75	___
30066/67	C&O Empire Builder Steam Freight Set, CC, 07-09		2700	___
30068	North Pole Central Christmas Freight Set, 08		220	___
30069	Thomas & Friends Passenger Train, 08-09		170	___
30081	UP Merger Special GP38 Freight Set, 08		300	___
30082	UP Heritage Freight Car 3-pack, 08		100	___
30084	British Great Western <i>Shakespeare Express</i> Passenger Train, 08		300	___
30085	MTA Metro-North M-7 Commuter Car Set, 07-08		280	___
30087	Alien Spaceship Recovery Freight Set, 08-09		230	___
30088	<i>John Bull</i> Passenger Train, 08		430	___
30089	Pennsylvania Flyer Freight Set, 08		200	___
30091	ATSF Steam Freight Set, 08-09		270	___
30094	Chicago & North Western Passenger Set, 08		150	___
30096	Pennsylvania Keystone Special Steam Freight Set, 09		260	___
30103	NYC 0-8-0 Steam Freight Set, 09		300	___
30108	American Fire and Rescue GP20 Freight Set, 09		400	___
30111	Pullman Passenger Expansion Pack, 09		138	___
30112	Eastern Freight Expansion Pack, 09		138	___
30114	MTA LIRR M-7 Commuter Set, 09		320	___
30116	Lone Ranger Wild West Freight Set, 09		400	___
31569	Western & Atlantic Passenger Car 2-pack, 08		100	___
31700	Postwar Girls Freight Set, 01		570	___
31701	Postwar Boys Freight Set, 02		345	___
31704	<i>Alton Limited</i> Steam Passenger Set, 02		870	___
31705	50th Anniversary Hudson Passenger Set, 02		900	___
31706	UP Burro Crane Set, 02		210	___
31707	C&O Diesel Freight Set, 03		280	___
31708	Postwar "1805" Marines Missile Launch Train, 03		400	___
31710	BN Diesel Coal Train, RailSounds, 03		690	___
31711	Postwar "1563W" Wabash Diesel Freight Set, RailSounds, 03		570	___
31712	UP Alco PA Diesel Passenger Set, RailSounds, 03		1495	___
31713	Southern <i>Crescent Limited</i> Steam Passenger Set, RailSounds, 03		1195	___
31714	Amtrak <i>Acela</i> Diesel Passenger Set, RailSounds, 04-05		2000	___
31715	Fire Rescue Steam Freight Set, 02		293	___
31716	Fire Rescue Steam Freight Set, 03		275	___
31717	CP Rail Snow Removal Train, 03		255	___
31718	SP "Oil Can" TankTrain Freight Set, 03		1600	___
31719	Western Maryland Fireball Diesel Freight Set, 04		290	___

MODERN ERA 1970-2010

		Exc	Mint	Cond/S
31720	FEC <i>Champion</i> Diesel Passenger Set, RailSounds, 04		900	—
31721	Postwar "13138" Majestic Electric Freight Set, RailSounds, 04		580	—
31724	Nabisco 3-Car Passenger Set, 03		110	—
31727	Postwar "2291W" Rio Grande Diesel Freight Set, RailSounds, 04		640	—
31728	Elvis "He Dared to Rock" Steam Freight Set, 04		325	—
31730	Norman Rockwell Boxcar 4-pack, 05		95	—
31733	Jones & Laughlin Steel Slag Train, 05		250	—
31734	Chessie Steam Special Passenger Set, TMCC, 05		405	—
31735	Chessie Diesel Freight Set, TMCC, 05-06		670	—
31736	CP Diesel Grain Train, TMCC, 05		700	—
31737	Napa Valley Wine Train, TMCC, 05		900	—
31739	Postwar "13150" Hudson Steam Freight Set, Super O, 05		940	—
31740	Postwar "2519W" Virginian Diesel Freight Set, TMCC, 05-07		620	—
31742	Postwar "2544W" Santa Fe <i>Super Chief</i> Diesel Passenger Set, 05		700	—
31747	Pennsylvania Electric Ballast Train, TMCC, 06		550	—
31748	Santa Fe U28CG Diesel Freight Set (std O), TMCC, 06-07		770	—
31749	Pennsylvania Diesel Coal Train, TMCC, 06		770	—
31750	NYC Hotbox Reefer Steam Freight Set, TMCC, 06-07		530	—
31751	New York City Transit Authority R27 Subway Train, CC, 07		700	—
31752	B&O Diesel Freight Set, TMCC, 06-07		740	—
31753	GN Diesel Freight Set, TMCC, 06-08		740	—
31754	Postwar "2545WS" N&W Space Freight Set, TMCC, 06-07		960	—
31755	<i>Texas Special</i> Diesel Passenger Set, CC, 07-08		1280	—
31757	Postwar "2289WS" Berkshire Freight Set, CC, 07		750	—
31758	Postwar "2270W" Jersey Central Diesel Passenger Car Set, CC, 08		750	—
31760	CSX SD40-2 Diesel Husky Stack Car Set, CC, 07-08		770	—
31765	Postwar "11268" C&O Diesel Freight Set, 08		580	—
31767	Bethlehem Steel Rolling Stock Set, K-Line, 06		100	—
31768	B&O Rolling Stock Set, K-Line, 06		100	—
31772	Conrail LionMaster Diesel Freight Set, CC, 08-09		535	—
31773	NS Dash 9 Diesel TankTrain Set, CC, 08		785	—
31774	AEC Burro Crane Set, traditional, 09		260	—
31775	"1562" Burlington GP Passenger Set, 08		470	—
31777	"2124W" GG1 Passenger Set, 08		470	—
31778	"484WS" Steam Passenger Set, 08		610	—

MODERN ERA 1970-2010

		Exc	Mint	Cond/S
31779	Amtrak HHP-8 Amfleet Passenger Set, CC, 09		500	___
31782	ATSF Crane Car and Boom Car, CC (std O), 09		560	___
31784	No. 1593 UP Work Train Set, 09		470	___
31787	CN SD70M-2 Diesel Coal Train, CC, 09		800	___
31901	Christmas Steam Freight Set, 02		145	___
31902	PRR K4 Freight Set, 01-02		580	___
31904	C&O Steam Freight Set, RailSounds, 01		400	___
31905	NH Diesel Freight Set, CC, 01		660	___
31907	PRR Atlantic Freight Set, 01 u		400	___
31908	Reading Hobo Express Freight Set, 01 u		365	___
31909	Santa Fe Shell Tank Car Freight Set, 01 u		320	___
31910	Soo Line Diesel Freight Set, 01 u		350	___
31911	Snap-On Anniversary Steam Freight Set, 00 u		540	___
31913	PRR Flyer Steam Freight Set, 01		145	___
31914	NYC Flyer Steam Freight Set, RailSounds, 01-02		170	___
31915	Chessie GP38 Diesel Freight Set, 01-02		155	___
31916	Santa Fe Steam Freight Set, 01		300	___
31918	C&O Steam Freight Set, SignalSounds, 01		315	___
31919	T&P Steam Passenger Set, RailSounds, 01		210	___
31920	L.L. Bean Freight Set, 01 u		240	___
31922	Snap-On Tool Diesel Freight Set, 01 u		340	___
31923	PRR Flyer Freight Set, 01 u		130	___
31924	Union Pacific RS3 Diesel Freight Set, 02		95	___
31926	Area 51 FA Diesel Freight Set, 02		160	___
37928	Great Train Robbery Set, 02		180	___
31931	Ballyhoo Brothers Circus Train, 02		190	___
31932	NYC Limited Passenger Set, RailSounds, 02		285	___
31933	Santa Fe Steam Freight Set, RailSounds, 02		320	___
31934	Lionel 20th Century Express Steam Freight Set, 00 u		275	___
31936	Pennsylvania Flyer Steam Freight Set, 03-05		190	___
31938	Southern Diesel Freight Set, 03-04		160	___
31939	Great Train Robbery Steam Freight Set, 03		185	___
31940	NYC Flyer Steam Freight Set, RailSounds, 03		225	___
31941	Winter Wonderland Railroad Christmas Train, 03		150	___
31942	Norman Rockwell Christmas Train, 03		330	___
31944	NYC Limited Diesel Passenger Set, RailSounds, 03		250	___
31945	Santa Fe Steam Super Freight Set, RailSounds, 03		350	___
31946	Disney Christmas Steam Train, 04-05		300	___
31947	World of Disney Steam Freight Set, 03		215	___
31950	Kraft Holiday UP RS3 Diesel Freight Set, 02 u		148	___

MODERN ERA 1970-2010

		Exc	Mint	Cond/S
31952	Great Northern Glacier Route Diesel Freight Set, 03-04		110	___
31953	"Riding the Rails" Hobo Train Set, 03-04		225	___
31956	Thomas the Tank Engine Set, 04-07		195	___
31958	Santa Fe Flyer Steam Freight Set, RailSounds, 04		205	___
31960	Polar Express Steam Passenger Set, 04-09		270	___
31961	Bloomingtondale's Pennsylvania Flyer Steam Freight Set, 02 u		158	___
31962	Nickel Plate Road Super Freight Set, RailSounds, 04		350	___
31963	Southern Pacific Overnight Steam Freight Set, 04		340	___
31966	Holiday Tradition Steam Freight Set, 04-05		210	___
31969	NYC Flyer Steam Freight Set, RailSounds, 04		205	___
31976	Yukon Special Diesel Freight Set, 05		225	___
31977	New York Central Flyer Steam Freight Set, 05		250	___
31985	Santa Fe Steam Fast Freight Set, TrainSounds, 05		320	___
31989	UP Overland Freight Express Set, 04		880	___
31990	Copper Range Steam Freight Mine Set, 05		175	___
31993	NS Black Diamond Diesel Freight Set, TMCC, 05		500	___
32900	DC Billboard, 99		24	___
32902	Construction Zone Signs, set of 6, 99-09		8	___
32904	Hell Gate Bridge, 99	235	415	___
32905	Irvington Factory, 99-00		295	___
32910	Rotary Coal Tipple with bathtub gondola, 02		425	___
32919	Animated Maiden Rescue, 99		65	___
32920	Animated Pylon with airplane, 99		130	___
32921	Electric Coaling Station, 99-01		125	___
32922	Highway Barrels, set of 6, 99-09		8	___
32923	Accessory Transformer, 99-03, 06-09		40	___
32929	Icing Station with Santa, 99		90	___
32930	Power Supply Set with ZW controller and 2 power supplies, 99-02, 06-09		425	___
32933	Christmas Stocking Hanger Set, 4-piece, 99-00		50	___
32934	Stocking Hanger, gondola, 99-00		15	___
32935	Stocking Hanger, boxcar, 99-00		15	___
32960	Hindenburg Cafe, 99		195	___
32961	Route 66 UFO Cafe, 99		200	___
32987	Hobo Campfire, 99-00	25	45	___
32988	Postwar "192" Railroad Control Tower, 99-00		75	___
32989	Postwar "464" Sawmill, 99-00		75	___
32990	Linex Oil Derrick, 99-00		55	___
32991	WLLC Radio Station, 99		65	___
32996	Postwar "362" Barrel Loader, 00		125	___
32997	Aluminum Rico Station, 00		300	___

MODERN ERA 1970-2010

		Exc	Mint	Cond/S
32998	Hobby Shop, 99-00		300	___
32999	Hell Gate Bridge, 99-00		350	___
33000	GP9 Diesel "3000," RailScope video camera system, 88-90	125	170	___
33002	RailScope Television Monitor, 88-90	45	70	___
34102	Amtrak Shelter, 04-08		25	___
34108	Lionelville Suburban House, 03		20	___
34109	Lionelville Large Suburban House, 03		15	___
34110	Lionelville Estate House, 03		30	___
34111	Lionelville Deluxe Fieldstone House, 03		17	___
34112	Lionelville Fieldstone House, 03		17	___
34113	Lionelville Large Suburban House, 03		17	___
34114	Late Illuminated Station and Terrace, red trim, 03		475	___
34117	Early Illuminated Station and Terrace, green trim, 03		475	___
34120	TMCC Direct Lockon, 04-08		45	___
34121	Lionelville Bungalow, 04		20	___
34122	Lionelville Bungalow with garage, 04		20	___
34123	Lionelville Bungalow with addition, 04		20	___
34124	Lionelville Anastasia's Bakery, 04		20	___
34125	Lionelville Cotton's Candy, 04		20	___
34126	Lionelville Market, 04		20	___
34127	Lionelville O'Grady's Tavern, 04		22	___
34128	Lionelville Pharmacy, 04		15	___
34129	Lionelville Kiddie City Toy Store, 04		20	___
34130	Lionelville Jim's 5&10, 04		25	___
34131	Lionelville Al's Hardware, 04		30	___
34144	Santa Fe Scrap Yard, 05-06		80	___
34145	New Haven Scrap Yard, 06		100	___
34149	Sly Fox and the Hunter, 05-07		80	___
34150	Reading Room, 05-06		70	___
34158	Ring Toss Midway Game, 05-06		20	___
34159	Camel Race Midway Game, 05-06		20	___
34162	Operating Oil Pump, 04-09		53	___
34163	Speeder Shed, 04-06		30	___
34164	Nutcracker Operating Gateman, 05-08		80	___
34190	Carousel, 04-06		165	___
34191	Hobo Depot, 04-05		70	___
34192	Operating Lumberjacks, 04-06		60	___
34193	UPS Animated Billboard, 04		30	___
34194	UPS Package Station, 05		120	___
34195	UPS People Pack, 06-09		27	___
34210	TMCC Direct Lockon, 09		52	___
34500	Rio Grande FT Diesel "5484," traditional, 06		245	___
34501	Southern FT Diesel "4102," traditional, 06		400	___
34504	B&O F3 Diesel A Unit "2368," nonpowered, 06-07		200	___

MODERN ERA 1970-2010

		Exc	Mint	Cond/S
34505	B&O E7 Diesel AA Set, CC, 07		700	___
34508	PRR E7 Diesel AA Set, CC, 07		700	___
34509	PRR E7 Diesel B Unit, nonpowered (std O), 07		170	___
34510	PRR E7 Diesel B Unit, powered, CC, 07		300	___
34511	NYC F7 Diesel ABA Set, CC, 07-08		900	___
34512	NYC F7 Diesel B Unit "2439," powered, CC, 07-08		300	___
34513	WP F7 Diesel ABA Set, CC, 07-08		900	___
34514	WP F7 Diesel B Unit "918C," powered, CC, 07-08		300	___
34515	NYC F7 Diesel Breakdown B Unit "2440," RailSounds, 07		270	___
34518	PRR E7 Diesel Breakdown B Unit, RailSounds, 07		270	___
34519	NYC Sharknose RF-16 Diesel AA Set, CC, 07-08		630	___
34520	NYC Sharknose Diesel B Unit "3818," nonpowered (std O), 07-08		160	___
34521	Santa Fe F3 Diesel A Unit "17," traditional, 07		265	___
34522	Santa Fe F3 Diesel B Unit "17," nonpowered (std O), 07		150	___
34544	ATSF F3 Diesel B Unit, CC, 08		270	___
34545	D&RGW F3 Diesel B Unit, CC, 08		270	___
34546	Southern F3 Diesel B Unit, CC, 08		270	___
34547	Texas Special F3 Diesel B Unit, CC, 08		270	___
35100	NYC Vista Dome Car "7012," 07-09		45	___
35101	NYC Baggage Car "5028," 07		40	___
35102	Santa Fe <i>El Capitan</i> Streamliner Diner, 07		65	___
35124	Alton Limited Madison Passenger Car 4-pack, 08-09		240	___
35128	ATSF <i>El Capitan</i> Baggage Car "2103," 08		70	___
35129	ATSF <i>El Capitan</i> Vista Dome Car "3153," 08		70	___
35130	Polar Express Disappearing Hobo Car, 08-09		65	___
35133	MTA Metro-North RR M-7 Commuter Add-on 2-pack, 07-08		85	___
35134	North Pole Central Vista Dome Car, 08		45	___
35135	North Pole Central Diner, 08		45	___
35168	PRR Coach "4046," 09		52	___
35174	MTA LIRR M-7 Add-on 2-pack, 09		98	___
35184	Western & Atlantic Baggage Car, 09		60	___
35185	Great Western Passenger Car 2-pack, 09		100	___
35403	NYC 20th Century Limited 18" Aluminum Passenger Car 4-pack (std O), 08		625	___
35408	NYC 20th Century Limited 18" Aluminum Passenger Car 2-pack (std O), 08		325	___
35411	NYC 20th Century Limited Diner, StationSounds (std O), 08		325	___
35412	Lenny Dean Passenger Coach, 08		100	___
35413	LL Streamliner Car 2-pack, 08		270	___
35415	UP 18" Streamliner Car 4-pack (std O), 08		625	___

MODERN ERA 1970-2010

		Exc	Mint	Cond/S
35423	UP 18" Streamliner Car 2-pack (std O), 08		325	___
36000	Route 66 Flatcar with 2 red sedans, 98		44	___
36001	Route 66 Flatcar with 2 wagons, 98		42	___
36002	Pratt's Hollow Passenger Car 4-pack, 98		445	___
36006	Uranium Flatcar "6508," 99		60	___
36016	Flatcar with propellers, 98		45	___
36020	Flatcar "TT-6424" with auto frames, 99		32	___
36021	Alaska Flatcar "6424" with airplane, 99		44	___
36024	J.B. Hunt Flatcar "64245" with trailer, 99		44	___
36025	J.B. Hunt Flatcar "64246" with trailer, 99		50	___
36026	Flatcar with J.B. Hunt trailers 2-pack, 99		85	___
36027	Tredegar Iron Works Flatcar with cannon, 99		45	___
36028	Heavy Artillery Flatcar with cannon, 99		45	___
36029	SP Auto Carrier "516712," 99		44	___
36030	Troublesome Truck #1, 99		35	___
36031	Troublesome Truck #2, 99		35	___
36032	Christmas Gondola "6462" with presents, 99		35	___
36036	C&O Gondola, 99		20	___
36038	Construction Zone Gondola, 99 u		NRS	___
36040	Bethlehem Flatcar with block (SSS), 99		75	___
36041	Bethlehem Ore Car (SSS), 99		40	___
36043	Custom Consist Flatcar with pickup truck, 99		40	___
36044	Custom Consist Flatcar with dragster, 99		40	___
36045	Flatcar with dragster, 04		30	___
36046	Flatcar with custom truck, 04		30	___
36047	Construction Zone Gondola, 99 u		NRS	___
36048	Construction Zone Gondola, 99 u		NRS	___
36054	Archaeological Expedition Gondola with eggs, 00 u		55	___
36055	Flatcar with dragster, 01 u		30	___
36056	Flatcar with roadster, 01 u		30	___
36059	"Season's Greetings" Gondola, 99 u		50	___
36062	NYC 6462 Gondola, 99-00		22	___
36063	Conrail Gondola "604768," 99-00		20	___
36064	Billboard Flatcar "6424," 00		41	___
36065	Wabash Flatcar "25536" with trailer, 00		35	___
36066	Christmas Gondola with presents, 00		32	___
36067	King Auto Sales Flatcar "6424" with pink Cadillac, 00		40	___
36068	Pine Peak Tree Transport Gondola, 00		NRS	___
36079	Service Station Ltd. Flatcar with trailer, 00		34	___
36082	Whirlpool Flatcar with trailer, 00 u		NRS	___
36083	Santa Fe Gondola "168998," 01		17	___
36084	Grand Trunk Western Coil Car, 00		32	___
36085	FEC Coil Car, 00		29	___
36086	SP Flatcar with trailer, 01	34	35	___
36087	Flatcar "6424" with wooden whistle, 01		25	___

MODERN ERA 1970-2010

		Exc	Mint	Cond/S
36088	Allis Chalmers Condenser Car "6519," 00		43	___
36089	Frisco Flatcar with airplane, 00		35	___
36090	TT Flatcar "6424" with Pepsi truck, 01		44	___
36091	Maersk Flatcar "250129" with die-cast tractors, 00		55	___
36092	Maersk Flatcar "250130" with die-cast frames, 00		55	___
36093	Soo TT Auto Carrier "906760," 00		49	___
36094	PC F9 Well Car "768122," 01		41	___
36095	Christmas Chase Gondola, 01		37	___
36098	PRR Gondola "385186," 01		20	___
36099	NYC Flatcar with stakes and bulkheads, 01		25	___
36104	Area 51 3-D Tank Car, 07		60	___
36108	Candy Cane 1-D Tank Car, 07		60	___
36112	NP 3-D Tank Car, 08		35	___
36113	IC 1-D Tank Car, 08		35	___
36114	ART Wood-sided Reefer, 08		35	___
36117	Lionel Lines 2-D Tank Car, 08		50	___
36118	NYC Pastel Stock Car "63561," 08-09		55	___
36128	Texas & Pacific 3-D Tank Car, 09		40	___
36129	British Columbia 1-D Tank Car, 09		40	___
36131	Lackawanna Wood-sided Reefer "7000," 09		40	___
36200	Quaker Life Cereal Boxcar, 00	400	420	___
36203	Whirlpool Boxcar, 00 u		105	___
36205	eBay Boxcar, 00		213	___
36206	REA Boxcar, 01		25	___
36207	Vapor Records Christmas Boxcar, 01		36	___
36208	Father's Day Boxcar, 00		35	___
36210	Burlington Hi-Cube Boxcar "19825," 01		40	___
36211	NP Hi-Cube Boxcar "659999," 01		33	___
36212	Lionel Employee Christmas Boxcar, 00 u		400	___
36213	Vapor Records Christmas Boxcar, 00		38	___
36215	Train Station 25th Anniversary Boxcar, 00 u		46	___
36218	Snap-On Boxcar, 00 u		110	___
36219	UP Boxcar "183518," 02		78	___
36220	Pioneer Seed Boxcar, 00 u		NRS	___
36221	PRR Boxcar "569356," 01		20	___
36222	NYC Boxcar "162440," 01		20	___
36223	Chessie System Boxcar, 01		20	___
36224	Santa Fe Boxcar "16263," 01		20	___
36225	C&O Boxcar "250549," 01		20	___
36226	E-Hobbies Boxcar, 01 u		178	___
36227	Monopoly Community Chest Boxcar, 00 u		50	___
36228	Lionel Visitor Center Boxcar, 01 u		34	___
36229	Island Trains 20th Anniversary Boxcar, 01 u		29	___
36232	Farmall Boxcar, 01 u		NRS	___
36236	TM Books "I Love Lionel" Boxcar "7474-1," 01 u		43	___

MODERN ERA 1970-2010

		Exc	Mint	Cond/S
36238	Snap-On Tool Team ASE Racing Boxcar, 01 u		NRS	___
36239	L.L. Bean Boxcar, 01 u		110	___
36240	Do It Best Boxcar, 01 u		100	___
36242	Erie-Lackawanna Boxcar "73113," 02		24	___
36243	Christmas Boxcar "2002," 02		31	___
36244	Teddy Bear Centennial Boxcar, 02		36	___
36245	Lionel 20th Century Boxcar "1900-1925," 00 u		30	___
36246	Lionel 20th Century Boxcar "1926-1950," 00 u		30	___
36247	Lionel 20th Century Boxcar "1951-1975," 00 u		30	___
36248	Lionel 20th Century Boxcar "1976-2000," 00 u		30	___
36253	Christmas Boxcar (O), 03		32	___
36254	Goofy Hi-Cube Boxcar, 03		37	___
36255	Donald Duck Hi-Cube Boxcar, 03		40	___
36256	GN Boxcar "6341," 03		23	___
36264	Santa Fe Boxcar "600196, 02		18	___
36265	Angela Trotta Thomas "Window Wishing" Boxcar, 02		38	___
36267	Mickey Mouse Hi-Cube Boxcar, 03		50	___
36270	Angela Trotta Thomas "Home for the Holidays" Boxcar, 02-03		30	___
36272	New Haven Boxcar "6501," 04		20	___
36273	Railbox Hi-Cube Boxcar "15000," 04		21	___
36275	Christmas Boxcar, 04		35	___
36276	Angela Trotta Thomas "Tis the Season" Boxcar, 04		30	___
36277	Pluto Hi-Cube Boxcar, 04-05		50	___
36278	Winnie the Pooh Hi-Cube Boxcar, 04-05		50	___
36291	Simpsons Boxcar, 04-05		44	___
36294	UP Hi-Cube Boxcar, traditional, 05		27	___
36295	CN Boxcar, traditional, 05		27	___
36296	2005 Holiday Boxcar, 05		48	___
36297	Angela Trotta Thomas "Christmas Eve" Boxcar, 05		48	___
36305	eBay Boxcar, 00 u		100	___
36500	Western Pacific Caboose "36500," 04		23	___
36501	D&RGW Caboose "36501," 04		22	___
36502	Reading Caboose "36502," 04		25	___
36515	North Pole Central Lines Caboose "36515," 04		36	___
36519	Lionel Lines Caboose, 04		22	___
36520	Santa Fe Caboose "36520," 04		22	___
36525	CSX Work Caboose, lighted, 05		35	___
36526	Pennsylvania Work Caboose, traditional, 05		27	___
36527	Santa Fe Work Caboose, traditional, 05		28	___
36528	Chesapeake & Ohio Work Caboose, traditional, 05		40	___

MODERN ERA 1970-2010

Exc Mint Cond/S

36529	North Pole Central Work Caboose with presents, traditional, 05	38	—
36530	Pennsylvania Caboose, traditional, 05	33	—
36531	Erie Caboose "C150," traditional, 05	33	—
36532	SP Caboose "1097," traditional, 05	48	—
36533	Reading Caboose "92803," traditional, 05	33	—
36534	NYC Center Cupola Caboose, traditional, 05	40	—
36535	LL Center Cupola Caboose, traditional, 05	28	—
36536	Southern Center Cupola Caboose, traditional, 05	40	—
36547	Bethlehem Steel Transfer Caboose, traditional, 05	40	—
36548	Transylvania RR Work Caboose, traditional, 05	45	—
36550	Halloween Transfer Caboose, traditional, 06-07	45	—
36551	Christmas Caboose, 06	45	—
36552	U.S. Steel Work Caboose, traditional, 06-07	45	—
36554	SP Work Caboose, traditional, 06	45	—
36555	Pennsylvania Transfer Caboose, 06	45	—
36556	Lionel Lines Work Caboose, 06-07	30	—
36557	Rio Grande Work Caboose, traditional, 06	29	—
36558	Virginian Center Cupola Caboose "316," traditional, 06	45	—
36559	WM Center Cupola Caboose "1863," traditional, 06	45	—
36560	C&O Center Cupola Caboose "90876," traditional, 06	45	—
36562	Army Transportation Work Caboose, traditional, 06	45	—
36563	Reading Work Caboose, traditional, 06	45	—
36565	UP SP-type Caboose, traditional, 06	48	—
36566	NYC SP-type Caboose, traditional, 06	48	—
36567	GN SP-type Caboose, traditional, 06	48	—
36580	B&O Center Cupola Caboose "C2047," traditional, 05	40	—
36582	C&O Caboose, 05	22	—
36583	Holiday Caboose, 07	50	—
36587	SP Caboose "1121," 07-09	40	—
36589	PRR Work Caboose, 07	40	—
36590	UP Work Caboose, 07	45	—
36591	Southern Caboose "X99," 08	45	—
36592	Santa Fe Caboose "999471," 06	48	—
36593	NYC Caboose, 06	48	—
36601	UP Caboose, 06	48	—
36602	UPS Centennial Caboose, 06	45	—
36604	Pennsylvania Caboose, 06	25	—
36607	K-Line Caboose, 06	40	—
36611	Conrail Caboose "19674," 07	40	—
36612	Alaska Caboose "1080," 07	40	—

MODERN ERA 1970-2010

		Exc	Mint	Cond/S
36613	NYC Caboose, 07		30	—
36622	C&O Caboose "C-1838," 08-09		40	—
36623	ATSF Caboose, 07-09		40	—
36624	Lionel Lines Caboose, 08-09		40	—
36625	B&M Caboose, 08		50	—
36626	Erie Caboose "C101," 08-09		45	—
36634	Holiday Porthole Caboose, green, 08		50	—
36701	Baldwin Locomotive Works Operating Welding Car "36701," 02		60	—
36702	Bosco Operating Milk Car with platform, 02		115	—
36703	Circus Horse Car with corral, 06		150	—
36704	Animated Reindeer Stock Car and Corral, 02		145	—
36718	AEC Security Caboose, 02		42	—
36719	Lionel Lion Bobbing Head Car, 02		20	—
36720	<i>Aladdin</i> Aquarium Car, 03		40	—
36721	<i>101 Dalmatians</i> Animated Gondola, 03		45	—
36722	<i>Peter Pan</i> Bobbing Head Boxcar, 03		45	—
36726	Santa Fe Searchlight Car "36726," 03		50	—
36727	Weyerhaeuser Moe & Joe Flatcar, 03		65	—
36728	SP Walking Brakeman Boxcar 163143," 03		42	—
36729	Lionel Lines Animated Caboose, 04-05		75	—
36730	U.S. Army Missile Launch Sound Car "44," 03		175	—
36731	Motorized Aquarium Car "3435," 03		85	—
36732	C&NW Jumping Hobo Car, 03		41	—
36733	Christmas Music Boxcar, 03		35	—
36734	Santa Fe Operating Searchlight Car "20611," 02		25	—
36735	WP Ice Car "7045," 02		55	—
36736	D&RGW Stock Car "39268," RailSounds, 04		45	—
36738	T&P Poultry Dispatch Car "36738," 02		50	—
36739	Postwar "3461" Lionel Lines Log Dump Car, 03		50	—
36740	Postwar "3469" Lionel Lines Coal Dump Car, 03		49	—
36743	Santa Claus Bobbing Head Boxcar, 03		40	—
36744	<i>Little Mermaid</i> Aquarium Car, 03		55	—
36745	<i>Toy Story</i> Animated Gondola, 03		70	—
36753	LFD Fire Car with ladder, 02		60	—
36757	Southern Searchlight Car, 03-04		NRS	—
36758	Patriotic Lighted Boxcar, 02		60	—
36760	B&O Sentinel Operating Brakeman Boxcar "3424," Archive Collection, 02		65	—
36761	Wellspring Capital Management Lighted Boxcar, 02 u		210	—
36764	West Side Lumber Log Dump Car "36764," 03		55	—
36765	Alaska Coal Dump Car "401," 03		50	—
36767	Santa's Radar Tracking Car, 03		40	—

MODERN ERA 1970-2010

		Exc	Mint	Cond/S
36769	Fourth of July Lighted Boxcar, 03		70	___
36770	American Refrigerator Transit Ice Car "23701," 04		42	___
36771	CN Barrel Car "74208," 04		48	___
36772	Spokane, Portland & Seattle Log Dump Car "36772," 04		46	___
36773	Jersey Central Coal Dump Car "92926," 04		45	___
36774	PRR Moe & Joe Lumber Flatcar, 04		50	___
36775	Santa Fe Animated Caboose "999010," 05		75	___
36776	Santa Fe Walking Brakeman Car "19938," 04		43	___
36778	C&O Searchlight Car "216614," 04		30	___
36780	Sea-Monkeys Motorized Aquarium Car, 04		45	___
36781	<i>Finding Nemo</i> Aquarium Car, 04		50	___
36782	Goofy and Pete Jumping Boxcar, 05		70	___
36783	Disney Operating Boxcar, 04-05		65	___
36784	<i>Monsters Inc.</i> Bobbing Head Boxcar, 04		40	___
36786	Postwar "3494-150" MP Operating Boxcar, 03		40	___
36787	M.O.W. Remote Control Searchlight Car, 04		45	___
36788	Lionel Lines Tender, TrainSounds, 04		75	___
36789	Railbox Boxcar, TrainSounds, 04-05		105	___
36790	Christmas Music Boxcar, 04		70	___
36793	Pennsylvania Derrick Car, 03		22	___
36794	NYC Log Dump Car, 03		25	___
36795	Southern Coal Dump Car, 03		25	___
36796	GN Searchlight Car, 03		24	___
36797	"Operation Iraqi Freedom" Minuteman Car, 03		45	___
36803	Santa Animated Caboose, 06		8	___
36804	Candy Cane Dump Car, 06		80	___
36805	Reindeer Jumping Boxcar, 06		70	___
36809	NYC Derrick Car, 07-08		35	___
36810	PRR Searchlight Car, 07		35	___
36811	UP Dump Coal Dump Car, 07		35	___
36812	British Columbia Log Dump Car, 07-08		35	___
36813	State of Maine Brakeman Car, 08		80	___
36814	D&RGW Animated Caboose "01415," 07-09		80	___
36815	Santa Fe Moe & Joe Flatcar, 07-08		80	___
36816	Virginian Coal Dump Car, 08		80	___
36818	U.S. Steel Searchlight Car, 07-08		75	___
36821	"Naughty or Nice" Dump Car, 07		80	___
36823	Halloween SpookySmoke Boxcar, 07		110	___
36824	AlienSmoke Boxcar, 07		110	___
36829	Alien Radioactive Car, 07		70	___
36830	Trick or Treat Aquarium Car, 07		75	___
36831	M.O.W. Welding Car, 07-08		75	___
36833	Christmas Music Boxcar, 07		65	___
36834	Santa Fe Transparent Instruction Car, 07-08		65	___

MODERN ERA 1970-2010

		Exc	Mint	Cond/S
36838	Lionel Power Co. Voltmeter Car, K-Line, 06		75	___
36839	Operating Milk Car with platform, K-Line, 06		140	___
36841	Visitor Center 15th Anniversary Lighted Boxcar, 06 u		70	___
36847	Polar Express Tender, TrainSounds, 08-09		115	___
36848	Candy Cane Dump Car, 07		80	___
36849	Tell-Tale Reindeer Car, 07		53	___
36850	Santa and Snowman Boxcar, 07		75	___
36851	Generator Car with Christmas tree, 07		75	___
36853	U.S. Army Exploding Boxcar, 08		60	___
36855	GW Horse Car and Corral, 08		160	___
36856	W&ARR Sheriff and Outlaw Car, 08		75	___
36857	Bobbing Ghost Boxcar, 08		65	___
36859	Lionel Lines Aquarium Car, 08		80	___
36861	PRR Poultry Dispatch Car, 08-09		80	___
36863	Alien Security Car, 08		80	___
36864	Bethlehem Steel Searchlight Car, 08		40	___
36866	WP Coal Dump Car "52369," 08		40	___
36868	NH Barrel Ramp Car, 08		40	___
36869	Bobbing Santa Boxcar, 08		65	___
36870	Postwar "6812" Track Maintenance Car, 08		65	___
36875	Polar Express Coach, sound, 08-09		115	___
36878	NYC Track Cleaning Car, 08		150	___
36879	REA Ice Car "1221," 08		65	___
36881	Christmas Music Boxcar, 08		70	___
36887	Great Western Animated Gondola, 08-09		65	___
36888	Casper Aquarium Car, 09		90	___
36889	PRR Barrel Ramp Car, 09		46	___
36893	UP Transparent Instruction Car "195220," 09		75	___
36897	Pennsylvania Power & Light Coal Dump Car, 09		46	___
36898	Wisconsin Central Log Dump Car, 09		46	___
36900	Depressed Center Flatcar with backshop load, 99		115	___
36913	Allied Chemical 1-D Tank Car 2-pack, 00		150	___
36914	Allied Chemical 1-D Tank Car "68075," die-cast, white, 00		90	___
36915	Allied Chemical 1-D Tank Car "68076," die-cast, white, 00		90	___
36916	Allied Chemical 1-D Tank Car 2-pack, 00		175	___
36917	Allied Chemical 1-D Tank Car "65124," die-cast, black, 00		95	___
36918	Allied Chemical 1-D Tank Car "65125," die-cast, black, 00		90	___
36927	B&O DC Hopper 6-pack, "435040-45," 01		520	___
36935	Maersk Maxi-Stack Car 2-pack, "250131-32," 00		135	___
36937	SP Maxi-Stack Car "513957," 02		65	___
37001	No. 3444 Erie Animated Gondola, 09		70	___

MODERN ERA 1970-2010

		Exc	Mint	Cond/S
37003	PRR Jet Snow Blower "491252," 09		138	___
37004	Area 51 Searchlight Car, 09		46	___
37006	Lionel Flatcar with operating LCD billboard, 09		180	___
38004	Virginian 4-6-0 10-wheel Locomotive "203," CC, 01-02		570	___
38005	Long Island 4-6-0 10-wheel Locomotive "138," CC, 01-02		510	___
38007	UP Auxiliary tender, black, CC, 01		200	___
38008	UP Auxiliary tender, gray, CC, 01		205	___
38009	D&RGW 4-6-6-4 Challenger Locomotive "3803," CC, 01		1550	___
38010	Clinchfield 4-6-6-4 Challenger Locomotive "673," CC, 01		1400	___
38012	Wheeling & Lake Erie 2-6-6-2 Locomotive "8005," CC, 01		610	___
38013	D&H 4-6-6-4 Challenger Locomotive "1527," CC, 01		720	___
38014	D&RGW 4-6-6-4 Challenger Locomotive "3800," CC, 01		710	___
38015	NYC 4-6-4 Hudson Locomotive "773," CC, 01		900	___
38016	Southern 0-8-0 Yard Goat Locomotive "6536," CC, 01-02, 05		530	___
38017	CN 2-6-0 Mogul Locomotive "86," CC, 03, 05		600	___
38018	Wabash 2-6-0 Mogul Locomotive "826," CC, 03		485	___
38019	B&M 2-6-0 Mogul Locomotive "1455," CC, 03, 05		600	___
38020	PRR 4-4-4-4 T1 Duplex Locomotive "5514," 02-03		630	___
38021	WP 4-6-6-4 Challenger Locomotive "402," CC, 02		650	___
38022	WM 4-6-6-4 Challenger Locomotive "1206," CC, 02		690	___
38023	UP 4-6-6-4 Challenger Locomotive "3976," CC, 02		620	___
38024	PRR 6-4-4-6 S-1 Duplex Locomotive "6100," TMCC, 03		1000	___
38025	PRR 4-6-2 K4 Pacific Locomotive "1361," CC, 02		950	___
38026	N&W 4-8-4 J Class Northern Locomotive "606," CC, 02		1450	___
38027	Meadow River Lumber Heisler Geared Locomotive "6," CC, 03		880	___
38028	PRR 6-8-6 S2 Steam Turbine Locomotive, 01		650	___
38029	UP 4-12-2 Locomotive "9000," CC, 03		570	___
38030	Santa Fe 2-8-8-2 Locomotive "1795," CC, 03		920	___
38031	SP 2-8-8-4 AC-9 Locomotive "3809," CC, 04		1100	___
38032	Virginian 2-8-8-2 Locomotive "741," CC, 03		860	___
38036	Long Island 2-8-0 Consolidation Locomotive, 01		500	___
38037	PRR Reading Seashore 2-8-0 Consolidation Locomotive "6072," CC, 01		495	___
38038	D&RGW Auxiliary Water Tender, 01		230	___

MODERN ERA 1970-2010

		Exc	Mint	Cond/S
38039	Clinchfield Auxiliary Water Tender, 01		220	___
38040	LV 4-6-0 Camelback Locomotive, 01		405	___
38042	C&NW 4-6-0 10-wheel Locomotive "361," CC, 02		450	___
38043	Frisco 4-6-0 10-wheel Locomotive "719," CC, 02		525	___
38044	PRR 4-6-2 K4 Pacific Locomotive "5385," CC, 02		920	___
38045	NYC Hudson J-3a 4-6-4 Locomotive "5418," CC, 03		495	___
38046	GN 0-8-0 Locomotive "815," CC, 02		530	___
38047	N&W 0-8-0 Locomotive "266," CC, 02		550	___
38048	NPR 0-8-0 Locomotive "303," CC, 02		530	___
38049	N&W 2-6-6-4 Locomotive "1234," CC, 02		690	___
38050	Nickel Plate 2-8-4 Berkshire Locomotive "779," CC, 03		925	___
38051	Erie 2-8-4 Berkshire Locomotive "3315," CC, 03		810	___
38052	Pere Marquette 2-8-4 Berkshire Locomotive "1225," CC, 03		1000	___
38053	NYC 4-8-2 Mohawk L-2a Locomotive "2793," CC, 03		1000	___
38055	Santa Fe 4-8-4 Northern Locomotive "3751" CC, 04		1100	___
38056	PRR 4-8-2 Mountain M1a Locomotive "6759," CC, 03		850	___
38057	Weyerhaeuser Shay Locomotive, CC, 03		1000	___
38058	C&O 2-8-8-2 H7 Locomotive "1580," CC, 04		1200	___
38060	UP 2-8-8-2 H7 Locomotive "3590," CC, 04		1200	___
38061	Cass Scenic Heisler Geared Locomotive "6," CC, 03		940	___
38062	Lionel Lines 4-6-2 Pacific Locomotive "8062," CC, 02-03		275	___
38065	UP 2-8-8-2 Mallet Locomotive "3672," CC, 02		980	___
38066	Elk River Shay Locomotive, CC, 03		1000	___
38067	MILW 4-6-2 Pacific Locomotive "6316," CC, 03		300	___
38068	WM 4-6-2 Pacific Locomotive "204," CC, 03		300	___
38069	Erie Hudson Locomotive, whistle, 05		150	___
38070	C&O 4-6-2 Pacific Locomotive "489," CC, 04		300	___
38071	SP Cab Forward AC-12 Locomotive "4294," CC, 05		1550	___
38075	UP 4-8-8-4 Big Boy Locomotive "4024," LionMaster, 03		800	___
38076	C&O 2-8-4 Berkshire Locomotive "2699," CC, 04		860	___
38077	Virginian 2-8-4 Berkshire Locomotive "508," CC, 04		1000	___
38079	SP 4-8-4 Northern GS-2 Locomotive "4410" CC, 04		980	___
38080	WP 4-8-4 Northern GS-64 Locomotive "485" CC, 04		1000	___

MODERN ERA 1970-2010

		Exc	Mint	Cond/S
38081	C&O 2-6-6-6 Allegheny Locomotive "1650," CC, 05-07		1700	___
38082	Pennsylvania 2-8-8-2 Y3 Locomotive "374," CC, 04		1000	___
38083	N&W 2-8-8-2 Y3 Locomotive "2009," CC, 04		910	___
38085	NYC 4-6-4 Hudson J-3a Locomotive 5422," CC, 03		495	___
38086	B&A 4-6-4 Hudson Locomotive "607," CC, 03		495	___
38087	Nickel Plate 2-8-4 Berkshire Locomotive, RailSounds, 05		190	___
38088	NYC 2-6-0 Mogul Locomotive "1924," CC, 03, 05		600	___
38089	Pennsylvania 4-6-2 Pacific Locomotive "3678," CC, 04		300	___
38090	Clinchfield 4-6-6-4 Challenger Locomotive "672" CC, 04		640	___
38091	NP 4-6-6-4 Challenger Locomotive "5121" CC, 04		660	___
38092	Pickering Lumber Heisler Locomotive "5," CC, 04		1000	___
38093	UP 4-6-6-4 Challenger Locomotive "3980," CC, 04		700	___
38094	MILW <i>Hiawatha</i> 4-4-2 Atlantic Locomotive, CC, 06		950	___
38095	N&W 4-8-4 J Class Locomotive "611," CC, 05-06		1250	___
38100	<i>Texas Special</i> F3 Diesel AB Set, 99	860	930	___
38103	<i>Texas Special</i> F3 Diesel "2245," 99	435	510	___
38114	ATSF FT Diesel B Unit, 99-00		170	___
38115	NYC FT Diesel B Unit "2403," nonpowered, 99-00		130	___
38116	B&O FT Diesel B Unit, 99-00		130	___
38144	C&O F3 Diesel AA Set "7019, 7021," 00		700	___
38147	GN Alco FA2 AA Diesel Set, CC, 02		405	___
38150	Platinum Ghost "2333," 99		495	___
38153	"Spirit of the Century" F3 Diesel AA Set, 99		800	___
38160	Pennsylvania Alco FB2 Diesel, 02		125	___
38161	MKT Alco FB2 Diesel, 02		125	___
38162	Burlington FT Diesel B Unit, 01		NRS	___
38167	Burlington FT Diesel AA Set, 01		225	___
38176	Pennsylvania Alco FA2 AA Diesel Set, CC, 02		405	___
38182	MKT Alco FA2 AA Diesel Set, CC, 02		360	___
38188	Southern F3 Diesel ABA Set, 00		550	___
38194	GN Alco FB2 Diesel, 02		125	___
38196	Santa Fe FT Diesel A Unit "171," 00		NRS	___
38197	SP F3 Diesel ABA Set, 00		640	___
38300	"2331" Virginian Train Master Diesel, 08		240	___
38303	"2340" GG1 Electric Locomotive, 08		280	___
38305	"2328" Milwaukee Road GP7 Diesel, 08		220	___
38310	"2185W" NYC F3 Diesel Freight Set, 09		600	___
38311	"2276W" B&O RDC Commuter Set, 09		470	___

MODERN ERA 1970-2010

		Exc	Mint	Cond/S
38312	"2343" Santa Fe F3 AA Set, 09		500	___
38313	B&O Budd RDC 2-pack, 09		350	___
38600	UP 0-6-0 Dockside Switcher "87," traditional, 07-09		110	___
38601	Lionel Lines 0-6-0 Dockside Switcher, traditional, 07-09		110	___
38605	PRR 0-4-0 Locomotive "94," traditional, 07		170	___
38606	SP 0-4-0 Locomotive "71," traditional, 07-08		170	___
38607	Southern 2-8-4 Berkshire Locomotive "2718," RailSounds, 07-08		260	___
38608	LL 2-8-2 Mikado Locomotive "57," RailSounds, 07		260	___
38609	NYC 2-8-2 Mikado Locomotive "1843," CC, 07		370	___
38610	NKP 2-8-4 Berkshire Locomotive "779," CC, 07-08		370	___
38619	Santa Fe 4-6-2 Pacific Locomotive "2037," traditional, K-Line, 06		260	___
38620	B&O Porter Locomotive "16," traditional, K-Line, 06		100	___
38621	4-6-2 Pacific Locomotive, traditional, K-Line, 06		260	___
38626	Holiday 2-8-2 Mikado Locomotive "25," green, RailSounds, 08		260	___
38627	GN 4-4-2 Atlantic Locomotive "1702," traditional, 08-09		110	___
38630	U.S. Army 0-6-0 Dockside Switcher "486," traditional, 08-09		110	___
38634	NYC 4-6-4 Hudson Locomotive "5417," TrainSounds, 07		200	___
38635	C&O 4-6-4 Hudson Locomotive "309," TrainSounds, 08		200	___
38636	ATSF 4-6-4 Hudson Locomotive "3459," TrainSounds, 07		200	___
38637	LL 4-6-4 Hudson Locomotive "5242," TrainSounds, 08		200	___
38638	UP 4-6-2 Pacific Locomotive "2888," RailSounds, 08		300	___
38639	Erie 4-6-2 Pacific Locomotive "2939," RailSounds, 08		300	___
38640	Southern 4-6-2 Pacific Locomotive "1317," RailSounds, 08		300	___
38641	B&M 4-6-2 Pacific Locomotive "3713," RailSounds, 08		300	___
38642	PRR 4-6-2 Pacific Locomotive "5385," RailSounds, 08		300	___
38643	Alaska Mikado 2-8-2 Locomotive "701," CC, 08-09		280	___
38644	T&P Mikado 2-8-2 Locomotive "810," CC, 08-09		400	___
38649	Christmas 4-6-4 Hudson Locomotive, traditional, 08		220	___
38651	Lionel Lines 0-8-0 Locomotive "100," traditional, 08-09		120	___

MODERN ERA 1970-2010

		Exc	Mint	Cond/S
38654	Bethlehem Steel 0-4-0 Locomotive, traditional, 08-09		170	___
38657	<i>Alton Limited</i> Pacific 4-6-2 Locomotive "659," traditional, 08		300	___
38658	W&ARR 4-4-0 General "1892," TrainSounds, 08-09		165	___
38664	LL 4-4-2 Atlantic Locomotive "1058," traditional, 08-09		110	___
39008	PRR Heavyweight Passenger Car 4-pack, 00		225	___
39009	PRR <i>Indian Rock</i> Heavyweight Combination Car, 00		50	___
39010	PRR <i>Andrew Carnegie</i> Heavyweight Passenger Coach, 00		60	___
39011	PRR <i>Solomon P. Chase</i> Heavyweight Passenger Coach, 00		60	___
39012	PRR <i>Skyline View</i> Heavyweight Observation Car, 00		50	___
39013	B&O Heavyweight Passenger Car 4-pack, 00		400	___
39016	B&O Heavyweight Passenger Car 4-pack, 00		200	___
39017	B&O <i>Harper's Ferry</i> Heavyweight Combination Car, 00		50	___
39018	B&O <i>Youngstown</i> Heavyweight Passenger Coach, 00		50	___
39019	B&O <i>New Castle</i> Heavyweight Passenger Coach, 00		50	___
39020	B&O <i>Chicago</i> Heavyweight Observation Car, 00		50	___
39028	LL Heavyweight Passenger Car 3-pack, 00		195	___
39029	LL <i>Irvington</i> Heavyweight Coach "2625," 00		60	___
39030	LL <i>Madison</i> Heavyweight Coach "2627," 00		60	___
39031	LL <i>Manhattan</i> Heavyweight Coach "2628," 00		60	___
39032	UP Madison Passenger Car 4-pack, 00		275	___
39038	SP Madison Baggage Car "6015," 01		NRS	___
39039	SP Madison Coach Car "1978," 01		NRS	___
39040	SP Madison Coach Car "1975," 01		NRS	___
39041	SP Madison Observation Car "2951," 01		NRS	___
39042	N&W Heavyweight Passenger Car 4-pack, 00		325	___
39047	B&O Heavyweight Passenger Car 2-pack, 01		160	___
39050	PRR Heavyweight Passenger Car 2-pack, 01		215	___
39053	Alaska Streamliner Car 2-pack, 01		90	___
39056	NYC Streamliner Car 2-pack, 01		75	___
39059	Santa Fe Streamliner Car 2-pack, 01		100	___
39062	B&O Streamliner Car 2-pack, 01		75	___
39065	PRR Streamliner Car 4-pack, 01		165	___
39082	<i>Blue Comet</i> Heavyweight Passenger Car 2-pack, 02		325	___
39085	"Freedom Train" Heavyweight Passenger Car 3-pack, 03		260	___
39092	PRR Streamliner Car 2-pack, 01		70	___
39099	<i>Alton Limited</i> Heavyweight Passenger Car 2-pack, 03		230	___
39100	<i>William Penn</i> Congressional Coach, 00		115	___

MODERN ERA 1970-2010

		Exc	Mint	Cond/S
39101	Molly Pitcher Congressional Coach, 00		100	___
39102	Betsy Ross Congressional Vista Dome Car, 00		100	___
39103	Alexander Hamilton Congressional Observation Car, 00		100	___
39104	Phoebe Snow Car, StationSounds, 99		255	___
39105	Milwaukee Road Hiawatha Car, StationSounds, 99		235	___
39106	CP Aluminum Passenger Car 2-pack, 00		185	___
39107	CP Blair Manor Aluminum Passenger Coach "2553," 00		115	___
39108	CP Craig Manor Aluminum Passenger Coach "2554," 00		110	___
39109	"Spirit of Century" Aluminum Passenger Car 4-pack, 99		520	___
39110	"Spirit of the Century" Full Vista Dome Car, 99-00		100	___
39111	"Spirit of the Century" Full Vista Dome Car, 99-00		100	___
39112	"Spirit of the Century" Full Vista Dome Car, 99-00		100	___
39113	"Spirit of the Century" Skytop Observation Car, 99-00		100	___
39118	Texas Special Garland Aluminum Passenger Coach "1203," StationSounds, 99-00		220	___
39119	Southern Aluminum Passenger Car 4-pack, 00		350	___
39120	Southern Grand Junction Aluminum Passenger/Baggage Car, 00		280	___
39121	Southern Charlottesville Aluminum Passenger Coach "812," 00		90	___
39122	Southern Roanoke Aluminum Passenger Coach "814," 00		250	___
39123	Southern Memphis Aluminum Observation Car "1152," 00		90	___
39124	Amtrak Superliner Aluminum Passenger Car 4-pack, 02		405	___
39129	Santa Fe Superliner Aluminum Passenger Car 4-pack, 02		305	___
39141	RI Aluminum Passenger Car 4-pack, 01		400	___
39146	UP Aluminum Passenger Car 4-pack, 01		285	___
39151	CP Aluminum Passenger Car 2-pack, 01		315	___
39154	PRR Congressional Aluminum Passenger Car 2-pack, 02		195	___
39155	PRR Congressional Baggage Car, 02		105	___
39156	PRR Robert Morris Congressional Coach, 02		100	___
39157	Southern Aluminum Passenger Car 2-pack, 01		290	___
39160	KCS Aluminum Passenger Car 2-pack, 01	200	260	___
39163	Erie-Lack. Aluminum Passenger Car 2-pack, 01		230	___
39166	Texas Special Aluminum Passenger Car 2-pack, 01	300	430	___
39169	ACL Aluminum Passenger Car 4-pack, 01		360	___
39179	NP Aluminum Passenger Car 2-pack, 02		305	___

MODERN ERA 1970-2010

		Exc	Mint	Cond/S
39182	WP Aluminum Passenger Car 2-pack, 02		280	___
39185	Rio Grande Aluminum Passenger Car 2-pack, 02		290	___
39194	UP Aluminum Passenger Car 2-pack, 02		220	___
39197	CP Aluminum Passenger Coach, StationSounds, 02		225	___
39198	PRR Aluminum Passenger Coach, StationSounds, 02		210	___
39200	Hell Gate Bridge Boxcar #2 "1900-2000," 00 u		55	___
39202	Lionel Centennial Boxcar "1900-2000," 00		46	___
39203	Postwar "6464" Series X, 3 cars, 01		115	___
39204	New Haven Boxcar "6464-725," 01		44	___
39205	Alaska Boxcar "6464-825," 01		55	___
39206	NYC Boxcar "6464-900," 01		40	___
39207	UP Boxcar "508500," red, 00		50	___
39208	UP Boxcar "903658," silver, 00		42	___
39209	UP Boxcar "500200," yellow, 00		40	___
39210	6530 Fire Fighting Car, 00		37	___
39211	Postwar "6464" Boxcar 3-pack #2, 00		85	___
39212	Postwar "6464" SP&S Boxcar, 00		NRS	___
39213	Postwar "6464" Wabash Boxcar, 00		NRS	___
39214	Postwar "6464" Kansas, Oklahoma & Gulf Boxcar, 00		NRS	___
39216	PRR DD Boxcar "47211," 01		46	___
39220	B&LE Heavyweight Boxcar "82101," 01		41	___
39221	L&N Heavyweight Boxcar "109829," 01		41	___
39222	Conrail Heavyweight Boxcar "269198," 01		44	___
39223	Postwar "6464" Archive Boxcar Set, 3-pack, 02		125	___
39227	Postwar "6468" Automobile Boxcar 3-pack, 01		95	___
39236	WP Boxcar "6464-250," 01		55	___
39238	Elvis Boxcar, 03		36	___
39239	P&LE Boxcar "22300, 02		35	___
39240	Pennsylvania Boxcar "118747," 02		32	___
39241	PC Boxcar "252455," 02		28	___
39242	Postwar "6464" Boxcar 3-pack #1, Archive Collection, 03-04		80	___
39247	NYC DD Boxcar "6468," 02-03		32	___
39250	Campbell's Kids Centennial Boxcar, 03-04		40	___
39252	Lenny Dean 60th Anniversary Boxcar, 04		38	___
39253	Postwar "6464" Boxcar 3-pack #2, Archive Collection, 04		100	___
39257	WP Boxcar "6464-100," boys set add-on, 03		50	___
39258	Elvis Presley "All Shook Up" Boxcar, 03-04		40	___
39259	Buick Centennial Boxcar, 03		35	___
39260	New Haven Boxcar, 04		40	___
39262	Elvis Presley "Elvis Has Left the Building" Boxcar, 04		38	___

MODERN ERA 1970-2010

		Exc	Mint	Cond/S
39263	M&StL Boxcar, Postwar Celebration Series, 05		35	___
39267	Postwar "6464" Boxcar 3-pack #3, Archive Collection, 05		120	___
39271	State of Maine Boxcar, 04		35	___
39273	Postwar "6464" Boxcar 3-pack #4, Archive Collection, 06		120	___
39281	Florida State University Boxcar, 07		45	___
39282	Purdue University Boxcar, 08		50	___
39283	University of Virginia Boxcar, 08		50	___
39284	Penn State University Boxcar, 06-07		45	___
39285	U.S. Military Academy at West Point Boxcar, 08		50	___
39286	University of Illinois Boxcar, 06-07		45	___
39287	University of Alabama Boxcar, 06-07		45	___
39289	University of Oklahoma Boxcar, 06-08		50	___
39290	Postwar "6464" Boxcar 2-pack, rare variations, 08		100	___
39291	University of Michigan Boxcar, 06-07		45	___
39292	Monopoly Boxcar 3-pack, 08		135	___
39296	UPS Centennial Boxcar #3, 08-09		55	___
39298	Monopoly Boxcar 3-pack #2, 08		135	___
39299	Lenny Dean Commemorative Boxcar, 08		50	___
39302	University of Maryland Boxcar, 08		50	___
39303	Villanova University Boxcar, 08		50	___
39304	Auburn University Boxcar, 08		50	___
39308	CP Rail "6565" Boxcar "58700," 08-09		55	___
39310	Monopoly Boxcar 3-pack #3, 09		165	___
39316	New Haven Automobile Boxcar, 09		60	___
39317	Wizard of Oz Boxcar #1, 09		60	___
39318	Wizard of Oz Boxcar #2, 09		60	___
39400	Republic Steel Slag Car 3-pack (std O), 04		100	___
39404	Republic Steel Hot Metal Car 3-pack (std O), 04		130	___
39411	Jones & Laughline Hot Metal Car 3-pack (std O), 05		190	___
39423	Postwar "3460" LL Flatcar with trailers, 05		45	___
39424	U.S. Steel 16-wheel Flatcar with girders, 05		70	___
39425	Hood's Flatcar with milk container, traditional, 05		55	___
39426	Nestle Nesquik Flatcar with milk container, traditional, 05		55	___
39428	Bethlehem Steel Slag Car #4 (std O), 05		60	___
39429	Bethlehem Steel Hot Metal Car #8 (std O), 05		70	___
39430	Youngstown Sheet & Tube Slag Car #7 (std O), 05		60	___
39431	Youngstown Sheet & Tube Hot Metal Car #11 (std O), 05		70	___
39435	Postwar "6477" Flatcar with pipes, 06		50	___
39436	Postwar "6262" Wheel Car, 06		50	___
39437	Supplee Flatcar with milk container, 06		60	___

MODERN ERA 1970-2010

		Exc	Mint	Cond/S
39443	U.S. Steel Slag Car 3-pack #2 (std O), 06		170	___
39447	Postwar "6561" LL Cable Reel Car, Archive Collection, 06-07		55	___
39450	Postwar "6414" Evans Auto Loader, Archive Collection, 06		70	___
39452	White Bros. Flatcar with milk container, 07		60	___
39457	Postwar "6175" Flatcar with rocket, 08		55	___
39458	Postwar "6844" Flatcar with missiles, 08		55	___
39463	Postwar "6430" Flatcar with trailers, 08		55	___
39468	Allis-Chalmers Car "52369," 08-09		60	___
39469	Christmas Egg Nog Barrel Car, 08		50	___
39470	UP Well Car "147128," 08		65	___
39471	Postwar "6264" Flatcar, 08		60	___
39472	ATSF Culvert Gondola, 08		60	___
39473	Play-Doh Vat Car, 08		55	___
39475	UPS Flatcar with trailer, 08		65	___
39476	Bethlehem Steel 16-wheel Flatcar, 08		75	___
39477	Christmas Flatcar with reindeer trailers, 08		60	___
39478	Postwar "6475" Pickles Vat Car, 08		55	___
39479	Postwar "6404" Flatcar with brown automobile, 08		50	___
39480	Western & Atlantic Cannon Flatcar, 09		60	___
48066	UP SD9 Diesel, 07		275	___
51008	Burlington <i>Pioneer Zephyr</i> Diesel Passenger Set, RailSounds, 04		875	___
51009	Prewar "269E" Steam Freight Set, TrainSounds, 06		630	___
51010	Prewar "246E" Steam Passenger Set, TrainSounds, 07-08		630	___
51012	Christmas Tinplate Freight Set, 08		675	___
51014	Prewar "291W" <i>Red Comet</i> Passenger Car Set, 08		675	___
51220	NYC <i>Imperial Castle</i> Passenger Coach, 93 u		500	___
51221	NYC <i>Niagara County</i> Passenger Coach, 93 u		500	___
51222	NYC <i>Cascade Glory</i> Passenger Coach, 93 u		500	___
51223	NYC <i>City of Detroit</i> Passenger Coach, 93 u		500	___
51224	NYC <i>Imperial Falls</i> Passenger Coach, 93 u		500	___
51225	NYC <i>Westchester County</i> Passenger Coach, 93 u		500	___
51226	NYC <i>Cascade Grotto</i> Passenger Coach, 93 u		500	___
51227	NYC <i>City of Indianapolis</i> Passenger Coach, 93 u		500	___
51228	NYC <i>Manhattan Island</i> Observation Car, 93 u		500	___
51229	NYC Diner "680," 93 u		500	___
51230	NYC Baggage Car "5017," 93 u		500	___
51231	NYC <i>Century Club</i> Passenger Coach, 93 u		500	___
51232	NYC <i>Thousand Islands</i> Observation Car, 93 u		500	___
51233	NYC Diner "684," 93 u		500	___
51234	NYC Baggage Car "5020," 93 u		500	___
51235	NYC <i>Century Tavern</i> Passenger Coach, 93 u		500	___

MODERN ERA 1970-2010

		Exc	Mint	Cond/S
51236	NYC <i>City of Toledo</i> Passenger Coach, 93 u		500	___
51237	NYC <i>Imperial Mansion</i> Passenger Coach, 93 u		500	___
51238	NYC <i>Imperial Palace</i> Passenger Coach, 93 u		500	___
51239	NYC <i>Cascade Spirit</i> Passenger Coach, 93 u		500	___
51240	NYC Diner "681," 93 u		500	___
51241	NYC <i>City of Chicago</i> Passenger Coach, 93 u		500	___
51242	NYC <i>Imperial Garden</i> Passenger Coach, 93 u		500	___
51243	NYC <i>Imperial Fountain</i> Passenger Coach, 93 u		500	___
51244	NYC <i>Cascade Valley</i> Passenger Coach, 93 u		500	___
51245	NYC Diner "685," 93 u		500	___
51300	Shell Semi-Scale 1-D Tank Car "8124," 91		200	___
51301	Lackawanna Semi-Scale Reefer "7000," 92	175	210	___
51401	PRR Semi-Scale Boxcar "100800," 91	135	155	___
51402	C&O Semi-Scale Stock Car "95250," 92	150	165	___
51501	B&O Semi-Scale Hopper "532000," 91	110	115	___
51502	LL Steel Die-cast Ore Car "6486-3" (SSS), 96		80	___
51503	LL Steel Die-cast Ore Car "6486-1" (SSS), 96		80	___
51504	LL Steel Die-cast Ore Car "6486-2" (SSS), 96		70	___
51600	NYC Depressed Center Flatcar with transformer "6418," 96		105	___
51701	NYC Semi-Scale Caboose "19400," 91	135	145	___
51702	PRR N-8 Caboose "478039," 91-92	300	385	___
52054	Carail Boxcar, 94 u		280	___
52066	Trainmaster Tractor and Trailer, 94 u		93	___
52069	Carail Tractor and Trailer, 94 u		60	___
52070	Knoebel's Boxcar #1, 95 u		60	___
52075	United Auto Workers Boxcar, 95 u		90	___
52082	Steamtown Lackawanna Boxcar, 95 u		90	___
52121	Mobilgas 1-D Tank Car "238" (std O), 97 u		58	___
52132	Knoebel's Boxcar #2, 99 u		68	___
52133	Knoebel's Boxcar #3, 98 u		85	___
52134	Knoebel's Boxcar #4, 00 u		85	___
52136A	Christmas Special Tractor and Trailer, 97		NRS	___
52136B	Frisco Special Tractor and Trailer, 98		NRS	___
52137	Red Wing Shoes Boot Oil Tank Car, 98		55	___
52141	Zep Manufacturing Boxcar, 96		77	___
52158	Monopoly Mint Car "M-0539," 98		330	___
52159	Monopoly Depressed Center Flatcar with transformer, 98		95	___
52160	Monopoly Water Works Tank Car, 98		105	___
52161	Monopoly SP-type Caboose "M-1006," 98		55	___
52168	Carail Flatcar with Trailer "17455," 99 u		95	___
52169	Zep Manufacturing Flatcar with trailer "62734," 99 u		50	___
52174	REA Baggage Car "0083," 00 u		400	___
52181	Monopoly Set #2, 4-pack, 99		295	___

MODERN ERA 1970-2010

		Exc	Mint	Cond/S
52182	Monopoly Railroads Boxcar "M0636," 99 <i>u</i>		78	___
52183	Monopoly Jail Car "M-1131," 99		75	___
52184	Monopoly Free Parking Flatcar with 2 autos, 99		60	___
52185	Monopoly Chance Gondola "M-0893," 99		50	___
52187	Madison Hardware Flatcar with 2 trailers, 99		98	___
52188	Carail Aquarium with 2 autos, 25th Anniversary, 99		95	___
52189	Monopoly 4-6-4 Hudson Locomotive, 99		530	___
52207	Lionel Lines SD40 Diesel, traditional, 00		600	___
52208	Lionel Lines Extended Vision Caboose, 00 <i>u</i>		200	___
52209	World's Fair Sleeper/Roomette Car "0183," 01 <i>u</i>		170	___
52218	Monopoly 4-4-2 Steam Freight Set, 00 <i>u</i>		370	___
52219	Monopoly 4-6-4 Hudson Locomotive, bronze, 00 <i>u</i>		530	___
52224A	SP Flatcar with Navajo tractor and trailer, 01		25	___
52224B	SP Flatcar with Trailer Flatcar Service tractor and trailer, 01		25	___
52225	Monopoly 4-6-4 Hudson Locomotive, pewter, 01 <i>u</i>		495	___
52231	British Columbia 1-D Tank Car, 00 <i>u</i>		65	___
52235	World's Fair Vista Dome Car "0283," 02 <i>u</i>		NRS	___
52249	Knoebel's Amusement Park 75th Anniversary Boxcar, 01 <i>u</i>		85	___
52253	San Pedro Boxcar, 02		NRS	___
52262	Plasticville Boxcar, 01 <i>u</i>		120	___
52263	World's Fair Combination Car "0383," 02		NRS	___
52279	Dragoon & Northern Ore Car, 02		25	___
52282	Western Pacific Feather Boxcar, red, 03		365	___
52315/20	PRR FM Diesel and Caboose, 04 <i>u</i>		440	___
52336	U.S. Army Flatcar with tractor trailer, 04 <i>u</i>		115	___
52371	NYC Flatcar with tanker trailer, 05 <i>u</i>		150	___
62162	Postwar "262" Automatic Crossing Gate and Signal, 99-09		27	___
62180	Railroad Signs, set of 14, 99-04, 08-09		4	___
62181	Telephone Pole Set, 99-04, 08-09		5	___
62283	Die-cast Illuminated Bumpers, 99-09		23	___
62709	Rico Station Kit, 99-00		46	___
62716	Short Extension Bridge, 99-03, 07-09		7	___
62900	Lockon, 99-09		3	___
62901	Ives Track Clips, 12 pieces (027), 99-09		5	___
62905	Lockon with wires, 99-09		7	___
62909	Smoke Fluid, 99-09		7	___
62927	Lubrication/Maintenance Set, 99-09		19	___
62985	The Lionel Train Book, 99-03		12	___
65014	Half Curved Track (027), 99-09		1	___
65019	Half-Straight Track (027), 99-09		1	___
65020	90-degree Crossover (027), 99-09		11	___

MODERN ERA 1970-2010

		Exc	Mint	Cond/S
65021	27" Manual Switch, left hand (O27), 99-09		17	___
65022	27" Manual Switch, right hand (O27), 99-09		18	___
65023	45-degree Crossover (O27), 99-09		11	___
65024	35" Straight Track (O27), 99-09		5	___
65033	27" Diameter Curved Track (O27), 99-09		2	___
65038	9" Straight Track (O27), 99-09		2	___
65041	Insulator Pins, dozen (O27), 99-04, 06-09		3	___
65042	Steel Pins, dozen (O27), 99-04, 06-09		3	___
65049	42" Diameter Curved Track (O27), 99-09		3	___
65113	54" Diameter Curved Track (O27), 99-09		3	___
65121	27" Path Remote Switch, left hand (O27), 99-09		43	___
65122	27" Path Remote Switch, right hand (O27), 99-09		43	___
65149	Uncoupling Track (O27), 99-09		12	___
65165	72" Path Remote Switch, right hand (O), 99-09		125	___
65166	72" Path Remote Switch, left hand (O), 99-09		125	___
65167	72" Remote Switch, right hand (O27), 99-09		25	___
65168	42" Remote Switch, left hand (O27), 99-09		25	___
65500	10" Straight Track (O), 99-09		2	___
65501	31" Diameter Curved Track (O), 99-09		2	___
65504	Half Curved Track (O), 99-09		2	___
65505	Half Straight Track (O), 99-09		2	___
65514	Half Curved Track (O27), 99-03		3	___
65523	40" Straight Track (O), 99-09		7	___
65530	Remote Control Track (O), 99-09		38	___
65540	90-degree Crossover (O), 99-09		16	___
65543	Insulator Pins, dozen (O), 99-09		3	___
65545	45-degree Crossover (O), 99-09		27	___
65551	Steel Pins, dozen (O), 99-09		3	___
65554	54" Diameter Curved Track (O), 99-09		4	___
65572	72" Diameter Curved Track (O), 99-09		5	___
81024	Christmas Train Set, 02-04		150	___
81027	Thomas the Tank Engine Set, 01-04		120	___
99000	Keebler Elf Express Steam Freight Set, 99 u		965	___
99001	Mickey's Holiday Express Freight Set, 99 u		240	___
99002	Looney Tunes Square Window Caboose, 99 u		NRS	___
99006	Keebler Bulkhead Flatcar, 99 u		NRS	___
99007	Smuckers Fudge 1-D Tank Car, 99 u		75	___
99008	Mickey's Merry Christmas Boxcar, 99 u		NRS	___
99009	Mickey's Holiday Express Square Window Caboose, 99 u		NRS	___
99013	Case Cutlery Tank Car "1889," 00 u		NRS	___
99014	Case Cutlery Gondola "1889," 00 u		NRS	___
99015	Case Cutlery Boxcar "1889," 00 u		NRS	___

MODERN ERA 1970-2010

		Exc	Mint	Cond/S
99018	Case Cutlery Rolling Stock 3-pack, 00 u		200	___
79C95204C	Sears Santa Fe Diesel Freight Set, 71 u	150	165	___
79C9715C	Sears 4-unit Diesel Freight Set, 75 u	50	65	___
79C9717C	Sears 7-unit Steam Freight Set, 75 u	150	165	___
79N95223C	Sears 6-unit Diesel Freight Set, 74 u	150	165	___
79N9552C	Sears 6-unit Steam Freight Set, 72 u	150	165	___
79N9553C	Sears 6-unit Diesel Freight Set, 72 u	150	165	___
79N96178C	Sears 4-unit Steam Freight Set, 74 u	50	65	___
79N97082C	Sears Steam Freight Set, 70 u		NRS	___
79N97101C	Sears 5-unit Steam Freight Set, 72 u	150	165	___
79N98765C	Sears Logging Empire Set, 78 u	100	115	___
UCS	Remote Control Track (0), 70	4	7	___

Unnumbered Items

Amtrak Passenger Car Set, 89, 89 u	640	770	___
B&A Hudson and Standard O Car Set, 86 u	1500	1700	___
Baltimore & Ohio Set, 94, 96		NRS	___
Black Cave Flyer Playmat, 82		8	___
Blue Comet Set, 78-80, 87 u	560	620	___
Burlington Texas Zephyr Set, 80, 80 u	980	1150	___
C&NW Passenger Car Set, 93	385	460	___
Cannonball Freight Playmat, 81-82		8	___
Chesapeake & Ohio Set, 95-96		NRS	___
Chessie System Special Set, 80, 86 u	560	620	___
Chicago & Alton Limited Set, 81, 86 u	560	620	___
Commando Assault Train Playmat, 83-84		8	___
D&RGW California Zephyr Set, 92, 93		900	___
Erie Set (FF 7), 93	385	460	___
Erie-Lackawanna Passenger Car Set, 93, 94	940	980	___
Favorite Food Freight Set, 81-82	245	325	___
Frisco Set (FF 5), 91	405	425	___
The General Set, 77-80	240	285	___
GN Empire Builder Set, 92, 93	620	730	___
Great Northern Set (FARR 3), 81, 81 u	620	690	___
IC City of New Orleans Set, 85, 87, 93	885	1045	___
Illinois Central Set, 91-92, 95	255	285	___
Jersey Central Set, 86	345	370	___
Joshua Lionel Cowen Set, 80, 80 u, 82	540	580	___
L.A.S.E.R. Playmat, 81-82		8	___
Lionel Lines Madison Car Set, 91, 93	560	620	___
Lionel Lines Set, 82-84 u, 86, 86-87 u, 94-95	530	620	___
Mickey Mouse Express Set, 77-78, 78 u	990	1650	___
Milwaukee Road Set (FF 2), 87, 90 u	380	405	___
Mint Set, 79 u, 80-83, 84 u, 86 u, 87, 91 u, 93	940	1050	___

MODERN ERA 1970-2010

	Exc	Mint	Cond/S
Missouri Pacific Set, 95		390	—
N&W <i>Powhatan Arrow</i> Passenger Car Set, 95	370	445	—
N&W <i>Powhatan Arrow</i> Set, 81, 81 u, 82 u, 91 u	1450	1700	—
New Haven Set, 94-95		400	—
New York Central Set, 89, 91	240	270	—
Nickel Plate Road Set (FF 6), 92	385	460	—
Northern Pacific Set, 90-92	190	250	—
NYC <i>20th Century Limited</i> Set, 83, 83 u, 95	980	1150	—
Pennsylvania Set, 79-80, 79-80 u, 81 u, 83 u	1200	1350	—
Pennsylvania Set, 87-90, 95	240	270	—
Pennsylvania Set (FARR 5), 84-85, 89 u	600	660	—
Pere Marquette Set, 93	720	770	—
Rock Island & Peoria Set, 80-82	240	315	—
Rocky Mountain Platform, 83-84		8	—
Santa Fe <i>Super Chief</i> Set, 91, 91 u, 92 u, 93, 95	1400	1700	—
Santa Fe Set (FARR 1), 79, 79 u	460	580	—
Southern <i>Crescent Limited</i> Set, 77-78, 87 u	540	650	—
Southern Pacific <i>Daylight</i> Diesel Set, 82-83, 82-83 u, 90 u	2150	2300	—
Southern Set (FARR 4), 83, 83 u	620	690	—
SP <i>Daylight</i> Steam Set, 90, 92, 93	790	940	—
Spirit of '76 Set, 74-76	570	690	—
Station Platform, 83-84		8	—
Toys "R" Us Thunderball Freight Set, 75 u		NRS	—
Union Pacific Set, 94	430	500	—
Union Pacific Set (FARR 2), 80, 80 u	540	580	—
UP Overland Route Set, 84, 92 u	770	840	—
Wabash Set (FF 1), 86, 87	755	905	—
Western Maryland Set (FF 4), 89	345	405	—

Section 4 MODERN TINPLATE

Mint Cond/S

O Gauge Classics

1-263E	Lionel Lines <i>Blue Comet</i> 2-4-2 Locomotive	NRS	___
350E	Lionel Lines <i>Hiawatha</i> 4-4-2 Locomotive	NRS	___
882	Lionel Lines Combination Car	NRS	___
883	Lionel Lines Passenger Car	NRS	___
884	Lionel Lines Observation Car	NRS	___
1612	Lionel Lines Passenger Car	NRS	___
1613	Lionel Lines Passenger Car	NRS	___
1614	Lionel Lines Baggage Car	NRS	___
1615	Lionel Lines Observation Car	NRS	___
51000	Milwaukee Road <i>Hiawatha</i> Set, 88 <i>u</i>	900	___
51001	Lionel No. 44 Freight Special Set, 89	600	___
51004	<i>Blue Comet</i> Set, 91	1600	___
51100	Lionel Lines Electric Locomotive "44E," 89	NRS	___
51201	<i>Rail Chief</i> Passenger Cars, set of 4, 90	450	___
51202	Lionel Lines Combination Car "892"	NRS	___
51203	Lionel Lines Passenger Car "893"	NRS	___
51204	Lionel Lines Passenger Car "894"	NRS	___
51205	Lionel Lines Observation Car "895"	NRS	___
51400	Lionel Lines Boxcar "8814," 89	NRS	___
51500	Lionel Lines Hopper "8816," 89	NRS	___
51700	Lionel Lines Caboose "8817," 89	NRS	___
51800	Lionel Lines Searchlight Car "8820," 89	NRS	___

Standard Gauge Classics

1-318E	Lionel Lines Electric Locomotive	NRS	___
1-4390	American Flyer <i>West Point</i> Baggage Car	NRS	___
1-4391	American Flyer <i>Academy</i> Passenger Car	NRS	___
1-4392	American Flyer <i>Army/Navy</i> Observation Car	NRS	___
5130	Lionel Lines Flatcar with lumber	NRS	___
5140	Lionel Lines Reefer	NRS	___
5150	Lionel Lines Shell Tank Car	NRS	___
5160	Lionel Lines Caboose	NRS	___
13001	1-318E Freight Express Train Set, 90-91	960	___
13002	<i>Fireball Express</i> Set, 90 <i>u</i>	1600	___
13003	American Flyer <i>Mayflower</i> Passenger Car Set, 92	2000	___
13004	Milwaukee Road <i>Hiawatha</i> Passenger Set, 01-02	2000	___
13008	NYC Commodore Vanderbilt Passenger Set, 02	1600	___
13100	Lionel Lines 2-4-2 Locomotive "1-390E," 88 <i>u</i>	610	___
13101	Lionel Lines 2-4-0 Locomotive "1-384E," 89 <i>u</i>	650	___
13102	Lionel Lines Electric Locomotive "1-381E," 89 <i>u</i>	880	___

MODERN TINPLATE 1988-2010

Mint Cond/S

13103	Lionel Lines <i>Blue Comet</i> 4-4-4 Locomotive, 90	1350	___
13104	Lionel Lines "Old #7" 4-4-0 Locomotive, 90	900	___
13106	Lionel Lines <i>Fireball Express</i> 2-4-2 Locomotive	NRS	___
13107	Lionel Lines Electric Locomotive "1-408E," 91	880	___
13108	Lionel Lines 4-4-4 Locomotive "2-400E," gray, 91	1100	___
13109	American Flyer <i>Mayflower</i> Electric Locomotive, 92	2500	___
13200	Lionel Lines Searchlight Car "1520," 89 u	110	___
13300	Lionel Lines Gondola "1512," 89 u	75	___
13303	Lionel Lines Sunoco Tank Car "1-215," 92	135	___
13400	Lionel Lines Baggage Car "323," 88 u	155	___
13401	Lionel Lines Passenger Car "324," 88 u	135	___
13402	Lionel Lines Observation Car "325," 88 u	135	___
13403	Lionel Lines State Passenger Car Set, 89 u	1100	___
13404	Lionel Lines <i>California</i> Passenger Car "1412"	NRS	___
13405	Lionel Lines <i>Colorado</i> Passenger Car "1413"	NRS	___
13406	Lionel Lines <i>New York</i> Observation Car "1416"	NRS	___
13407	Lionel Lines <i>Illinois</i> Passenger Car "1414," 90	450	___
13408	Lionel Lines <i>Blue Comet</i> Passenger Car Set, 90	1500	___
13409	Lionel Lines <i>Faye</i> Passenger Car "1420"	NRS	___
13410	Lionel Lines <i>Westphal</i> Passenger Car "1421"	NRS	___
13411	Lionel Lines <i>Tempel</i> Observation Car "1422"	NRS	___
13412	Lionel Lines "Old #7" Passenger Car Set, 90	800	___
13413	Lionel Lines Combination Car "183"	NRS	___
13414	Lionel Lines Passenger Car "184"	NRS	___
13415	Lionel Lines Observation Car "185"	NRS	___
13416	Lionel Lines <i>New Jersey</i> Baggage Car "326"	NRS	___
13417	Lionel Lines <i>Connecticut</i> Passenger Car "327"	NRS	___
13418	Lionel Lines <i>New York</i> Observation Car "328"	NRS	___
13420	Lionel Lines State Passenger Car Set, 91	1300	___
13421	Lionel Lines <i>California</i> Passenger Car "2412"	NRS	___
13422	Lionel Lines <i>Colorado</i> Passenger Car "2413"	NRS	___
13423	Lionel Lines <i>Illinois</i> Passenger Car "2414," 92 u	450	___
13424	Lionel Lines <i>New York</i> Observation Car "2416"	NRS	___
13425	Lionel Lines <i>Barnard</i> Passenger Car "1423," 91 u	1350	___
13600	Lionel Lines Cattle Car "1513," 89 u	90	___
13601	"Season's Greetings" Boxcar, 89 u	105	___
13602	"Season's Greetings" Boxcar, 90 u	100	___
13604	"Season's Greetings" Boxcar, 91 u	110	___
13605	Lionel Lines Boxcar "1-214," 92	155	___
13700	Lionel Lines Caboose "1517," 89 u	105	___
13702	Lionel Lines Caboose "1217," 91	115	___
13800	Lionelville Passenger Station, 88 u	390	___
13801	Lionelville Station "126," 89 u	290	___
13804	Lionelville Switch Tower "437," 91	400	___
13900	Electric Rapid Transit Trolley "200," 89 u	290	___
13901	Electric Rapid Transit Trolley Trailer "201," 89 u	150	___
51900	Signal Bridge and Control Panel, 89 u	399	___

Section 5 CLUB CARS AND SPECIAL PRODUCTION

Exc Mint Cond/S

Artrain

9486	GTW "I Love Michigan" Boxcar, 87	305	___
17885	1-D Tank Car, 90	55	65 ___
17891	GTW 20th Anniversary Boxcar, 91	70	75 ___
19425	CSX Flatcar with "Art in Celebration" trailer, 96	80	___
52013	Norfolk Southern Flatcar with trailer, 92	160	228 ___
52024	Conrail Auto Carrier, 93	80	90 ___
52049	BN Gondola with coil covers, 94	55	60 ___
52097	Chessie System Reefer, 95	34	___
52140	Union Pacific Bunk Car, 97	37	___
52165	SP Caboose "6256," 98	60	___
52197	Santa Fe GP38 Diesel, 99	243	___
52227	"Artistry in Space" Boxcar, 00	75	___
52255	30th Anniversary Flatcar with billboard, 01	100	___
52283	Paint Vat Car, 02	59	___
52331	Flatcar with "America's Railways" trailer, 03	150	___
52349	Hometown Art Museum Hopper, purple, 04	35	___
52350	Native Views 3-bay Hopper, 04	65	___
52411	"35 Years" 1-D Tank Car, 06	35	___

Carnegie Science Center

26750	Great Miniature Railroad and Village Boxcar, 99	78	___
36202	Great Miniature Railroad 80th Anniversary Boxcar, 00	110	___
36234	Great Miniature Railroad and Village Boxcar, 01	50	___
52277	Carnegie Science Center 10th Anniversary Boxcar, 02	60	___
52332	Carnegie Science Center Boxcar, 03	58	___
52362	Carnegie Science Center Boxcar, 04	50	___
52399	Carnegie Science Center Boxcar, 05	50	___

Chicagoland Railroad Club

52081	C&NW Boxcar "6464-555," 96	68	___
52101	BN Maxi-Stack Flatcar "64287" with containers, 97	86	___
52102	SF Extended Vision Caboose, red roof, 96	75	___
52103	SF Extended Vision Caboose, black roof, 96	75	___
52120	Shedd Aquarium Car "3435-557," 98	100	___

CLUB CARS AND SPECIAL PRODUCTION

		Exc	Mint	Cond/S
52148	REA/Santa Fe Operating Boxcar, 99		70	___
52170	SP Operating Boxcar "52170-561," 99		65	___
52171	UP Operating Boxcar "52171-561," 99		65	___
52178	Burlington Operating Boxcar "52178-559," 00		70	___
52179	ACL Operating Boxcar "52179-560," 00		73	___
52215	C&NW 3-bay Cylindrical Hopper, 01		60	___
52216	C&NW Cylindrical Hopper, 02		60	___
52223	REA/Santa Fe Centennial Operating Boxcar, 00		65	___
52251	PRR Express Car, green, 01		67	___
52259	MP GP20 Diesel, traditional, 01	250		___
52292	PRR Express Car, tuscan red, 02		50	___
52327	<i>City of Los Angeles</i> Express Car, 04		65	___
52328	<i>City of New Haven</i> Express Car, 04		55	___
52363	<i>City of New Orleans</i> Express Car, 04		55	___
52364	<i>City of New York</i> Express Car, 04		65	___
52388	Great Northern Tool Car, 06		48	___
52389	Great Northern Crew Car, 06		48	___
52390	Great Northern Welding Caboose, 06		78	___
52391	Great Northern Racing Crew Car, 06		48	___
52426	<i>City of San Francisco</i> Express Car, 07		55	___
52427	Rock Island Rocket Express Car, 07		55	___
52475	Western Pacific/UP Heritage Boxcar, 07		60	___

Classic Toy Trains

52126	MILW Boxcar "21027" with CTT Logo, 97		50	___
-------	---------------------------------------	--	----	-----

Dept. 56

16270	Heritage Village Boxcar "9796," 96		50	___
52096	Snow Village Boxcar "9756," 95		85	___
52139	Square Window Caboose "6256," 97	7975		___
52157	Holly Brothers 3-D Tank Car, 98		85	___
52175	4-6-4 Hudson Locomotive, CC, 99		350	___
52199	4-bay Hopper "6756," 00		53	___
52254	"Happy Holidays" Gondola, 01		35	___

Eastwood Automobilia

16275	Radio Flyer Boxcar "16275," 96		50	___
16757	Johnny Lightning Auto Carrier "3435," 96		90	___
16985	Flatcar with 2 Ford vans, 97		49	___
52044	Vat Car, 95		35	___
52083	PRR Flatcar "21697" with tanker, 95		41	___

CLUB CARS AND SPECIAL PRODUCTION

Exc Mint Cond/S

52130	Flatcar with Hot Wheels tanker, 97	60	___
-------	------------------------------------	----	-----

Houston Tinplate Operators Society

8900	Sam Houston Mint Car, 00	120	___
8901	Miracle Petroleum 1-D Tank Car, 01	100	___
8902	USS Houston Submarine Car, 02	100	___
8903	Railway Express Boxcar, 03	100	___
8904	Lone Star Bay Window Caboose, 04	100	___
8999	Lone Star Aquarium Car, mermaid or trout, 99	100	___

Inland Empire Train Collectors Association

1979	Boxcar, 79	13	15	___
1980	SP-type Caboose, 80		14	___
1981	Quad Hopper, 81		14	___
1982	3-D Tank Car, 82		14	___
1983	Reefer, 83		14	___
1986	Bunk Car, 86		14	___
7518	Carson City Mint Car, 84	36	43	___

Lionel Central Operating Lines

1981	Boxcar, 81		23	___
1986	Work Caboose, shell only, 86		14	___
5724	Pennsylvania Bunk Car, 84	30	39	___
6508	Canadian Pacific Crane Car, 83		40	___
6907	NYC Wood-sided Caboose, 97		50	___
9184	Erie Bay Window Caboose, 82	17	21	___
9475	D&H "I Love NY" Boxcar, 85		34	___
16342	CSX Gondola with coil covers, 92		20	___
17221	NYC Boxcar, 95		30	___

Lionel Collectors Association of Canada

5710	Canadian Pacific Reefer, 83		215	___
5714	Michigan Central Reefer, 85	120	150	___
6100	Ontario Northland Covered Quad Hopper, 82		250	___
8103	Toronto, Hamilton & Buffalo Boxcar, 81		150	___
8204	Algoma Central Boxcar, 82		150	___
8507/08	Canadian National F3 Diesel AA, shells only, 85		400	___
8912	Canada Southern Operating Hopper, 89		95	___
9413	Napierville Junction Boxcar, 80		10	___
9718	Canadian National Boxcar, 79		20	___

CLUB CARS AND SPECIAL PRODUCTION

		Exc	Mint	Cond/S
17893	BAOC 1-D Tank Car "914," 91		90	___
52004	Algoma Central Gondola "9215" with coil covers, 92	70	90	___
52005	Canadian National F3 Diesel B Unit "9517," 93		30	___
52006	Canadian Pacific Boxcar "930016" (std O), 93		108	___
52115	Wabash Lake Railway 2-tier Auto Carrier "9519," 98		100	___
52125	TH&B Gondola 2-pack, 99		90	___
86009	Canadian National Bunk Car, 86		115	___
87010	Canadian National Express Reefer, 87		115	___
88011	Canadian National Caboose (std O), 88		500	___
830005	Canadian National Boxcar, 83		300	___
840006	Canadian Wheat Board Covered Quad Hopper, 84		165	___
900013	Canadian National Flatcar with trailers, 90		225	___

Lionel Collectors Club of America**LCCA National Convention Cars**

6112	Commonwealth Edison Quad Hopper with coal, 83	49	75	___
6323	Virginia Chemicals 1-D Tank Car, 86	47	64	___
6567	Illinois Central Gulf Crane Car "100408," 85	55	65	___
7403	LNAC Boxcar, 84	21	30	___
9118	Corning Covered Quad Hopper, 74	65	85	___
9155	Monsanto 1-D Tank Car, 75	38	47	___
9212	Seaboard Coast Line Flatcar with trailers, 76	22	31	___
9259	Southern Bay Window Caboose, 77	31	35	___
9358	"Sands of Iowa" Covered Quad Hopper, 80	24	31	___
9435	Central of Georgia Boxcar, 81	25	28	___
9460	D&TS Automobile Boxcar, 82	25	31	___
9701	Baltimore & Ohio Automobile Boxcar, 72		170	___
9727	TA&G Boxcar, 73	135	150	___
9728	Union Pacific Stock Car, 78	23	26	___
9733	Airco Boxcar with tank car body, 79	37	54	___
17870	East Camden & Highland Boxcar (std O), 87	29	36	___
17873	Ashland Oil 3-D Tank Car, 88	55	72	___
17876	Columbia, Newberry & Laurens Boxcar (std O), 89	38	44	___
17880	D&RGW Wood-sided Caboose (std O), 90	43	50	___
17887	Conrail Flatcar with Armstrong Tile trailer (std O), 91	36	69	___
17888	Conrail Flatcar with Ford trailer (std O), 91	42	80	___
17892	Conrail Flatcar with Armstrong and Ford Trailers (std O), 91		140	___

CLUB CARS AND SPECIAL PRODUCTION

		Exc	Mint	Cond/S
17899	NASA Tank Car "190" (std O), 92	55	59	___
52023	D&TS 2-bay ACF Hopper "2601" (std O), 93	39	41	___
52038	Southern Hopper "360794" with coal (std O), 94	38	46	___
52074	Iowa Beef Packers Reefer "197095" (std O), 95		36	___
52090	Pere Marquette DD Boxcar "71996" (std O), 96		46	___
52110	CStPM&O Boxcar "71997" (std O), 97	18	51	___
52151	Amtrak Express Baggage Boxcar "71998" (std O), 98		68	___
52176	Fort Worth & Denver Boxcar "8277" (std O), 99		60	___
52195	Double-stack Car with 2 containers, 00		100	___
52244	Louisville & Nashville Horse Car "2001," 01		50	___
52266	PRR "Coal Goes To War" Hopper "707025," 02		107	___
52267	PRR "Coal Goes To War" Hopper "707026," 02		92	___
52299	Las Vegas Mint Car, 03		80	___
52343	MILW Milk Car, orange, 04		160	___
52344	MILW Milk Car, blue, 04		205	___
52393	MKT Speeder, yellow, nonpowered, 05		20	___
52394	Frisco Speeder, red, powered, 05		25	___
52395	Frisco Flatcar, silver, 05		25	___
52396	Frisco Flatcar with 2 speeders, 05		125	___
52412	UP Auxiliary Power Car, 06		55	___
52455	C&NW/UP Tank Car, 07		95	___
52441	PS-2 Covered Hopper 2-pack, 08		140	___

LCCA Meet Specials

1130	Tender, 76		15	___
6014-900	Frisco Boxcar (027), 75	17	30	___
6483	Jersey Central SP-type Caboose, 82	26	30	___
9016	Chessie System Hopper (027), 79	16	20	___
9036	Mobilgas 1-D Tank Car (027), 78	20	22	___
9142	Republic Steel Gondola, green or blue, with canisters, 77	15	23	___

Other LCCA Production

4001	RJ Corman Boxcar, 99		80	___
4002	RJ Corman Boxcar, 99		40	___
6464-2002	Maddox Retirement Boxcar, 02		100	___
8068	Rock Island GP20 Diesel, 80	85	120	___
9739	D&RGW Boxcar, 78	17	25	___
9771	Norfolk & Western Boxcar, 77		32	___
14154	Water Tower with LCCA plaque, 04		90	___
17174	Great Northern 3-bay Hopper, 03		25	___

CLUB CARS AND SPECIAL PRODUCTION

		Exc	Mint	Cond/S
17234	Port Huron & Detroit Boxcar, 00		45	___
17377	American Railway Express Reefer "302," 06		48	___
17412	Gondola, blue, 02		30	___
17895	LCCA Tractor, 91	13	21	___
17896	Lancaster Lines Tractor, 91	22	30	___
18090	D&RGW 4-6-2 Locomotive and Tender, 90	230	315	___
18483	C&O Ballast Tamper, 07		73	___
18490	UP Ballast Tamper, yellow, 06		125	___
19998	"Seasons Greetings" Boxcar, 03		40	___
26023	Flatcar with bulldozer, 04		53	___
26024	Flatcar with scraper, 04		63	___
26049	Speedboat Willie Flatcar with boat, 05		45	___
26132	UP 1-D Tank Car, 06		27	___
26780	Operating Giraffe Car, green or pink, 05		70	___
26791	UP Chase Gondola, red, 03		32	___
26791	Rio Grande Chase Gondola, black, 06		32	___
26795	Mrs. O'Leary's Dairy Farm Stock Car, 07		NRS	___
26834	"La Cosa Nostra Railway" Operating Ice Car, 07	25	50	___
29232	Lenny the Lion Hi-Cube, signed by Lenny Dean, 98		80	___
52025	Madison Hardware Tractor and Trailer, 93	16	21	___
52039	"Track 29" Bumper, 94		21	___
52055	SOVEX Tractor and Trailer, 94	19	26	___
52056	Southern Tractor and Trailer, 94	17	23	___
52091	Lenox Tractor and Trailer, 95		17	___
52092	Iowa Interstate Tractor and Trailer, 95		20	___
52100	Grand Rapids Station Platform, 98		20	___
52107	On-track Pickup, orange, 96		50	___
52108	On-track Van, blue, 96		40	___
52131	Beechcraft Airplane, blue, 97		25	___
52138	Beechcraft Airplane, orange, 97		25	___
52152	Ben Franklin and Liberty Bell Reefer, 98		120	___
52153	6414 Auto Set, 4-pack, 98		67	___
52206	SD40 Diesel and Extended Vision Caboose, 00		650	___
52257	"Season's Greetings" Gondola, 01		42	___
52273	Flatcar with submarine, 02		188	___
52300	Halloween General Train, 04		360	___
52348	Halloween General Sheriff and Outlaw Car, 04		115	___
52405	Halloween General Add-on Cars, 06		160	___

Lionel Operating Train Society

LOTS National Convention Cars

303	Stauffer Chemical 1-D Tank Car, 85	85	195	—
3764	Kahn's Brine Tank Reefer, 81	70	85	—
6111	L&N Covered Quad Hopper, 83	37	42	—
6211	C&O Gondola with canisters, 86	60	90	—
9414	Cotton Belt Boxcar, 80	39	55	—
16812	Grand Trunk 2-bay ACF Hopper (std O), 96		65	—
16813	Pennsylvania Power & Light Hopper with coal (std O), 97		90	—
17874	Milwaukee Road Log Dump Car "59629," 88	140	200	—
17875	Port Huron & Detroit Boxcar "1289," 89	50	60	—
17882	B&O DD Boxcar "298011" with ETD, 90	55	65	—
17890	CSX Auto Carrier "151161," 91	75	80	—
18890	Union Pacific RS3 Diesel "8805," 89	120	145	—
19960	Western Pacific Boxcar "1953" (std O), 92	47	64	—
38356	Dow Chemical 3-D Tank Car, 87	85	125	—
52014	BN TTUX Flatcar Set with N&W trailers, 93	165	205	—
52041	BN TTUX Flatcar Set with Conrail trailers, 94	60	85	—
52067	Burlington Operating Ice Car "50240," 95		60	—
52135	ATSF Reefer "22739," 98		55	—
52162	Gulf Mobile & Ohio DD Boxcar "24580," 99		65	—
52196	CP Maxi-Stack Flatcar "524115" with 2 containers, 00		95	—
52234	WM Well Car with transformer, 01		60	—
52261	Schlitz Beer Reefer "92132," 02		55	—
52281	PRR Operating Boxcar, 03		55	—
52342	Southern Stock Car, sound, 04		57	—
52346	D&H PS-2 Cement Hopper, 06		65	—
52347	SF SD80 MAC Diesel, TMCC, 04		350	—
52380/81	Virginian Coal Hopper, 05		50	—
52382	SF Extended View Caboose, 05		325	—
52425	SP&S Boxcar (std O), 07		85	—
52474	NYC Evans Auto Loader with 4 Studebakers, 08		93	—
80948	Michigan Central Boxcar, 82	145	230	—
121315	Pennsylvania Hi-Cube Boxcar, 84	125	343	—

LOTS Meet Specials

52413	Saratoga Brewery Reefer, 06	60	—	—
52456	Alpenrose Dairy Milk Car, 07	95	—	—
52506	Studebaker Automobile Parts Boxcar, 08	92	—	—
52552	DODX Nuclear Waste Removal Car, 09	70	—	—

CLUB CARS AND SPECIAL PRODUCTION

Exc Mint Cond/S

Other LOTS Production

1223	Seattle & North Coast Hi-Cube Boxcar, <i>86</i>	150	200	—
52042	BN TTUX Flatcar "637500C" with CN trailer, <i>94</i>	50	60	—
52048	Canadian National Tractor and Trailer "197993," <i>94</i>	32	33	—
52129	Lighted Billboard with Angela Trotta Thomas art, <i>97</i>		28	—
52217	LOTS/LCCA 2000 Convention Billboard, <i>00</i>		10	—
52260	National Aquarium in Baltimore Car, <i>01</i>		110	—
52280	"More Precious than Gold" Mint Car, <i>02</i>		90	—
52309	Patriotic Tank Car, <i>03</i>		68	—
52359	Silver Anniversary Ore Car "1979," <i>04</i>		40	—
52360	Silver Anniversary Ore Car "2004," <i>04</i>		40	—
52419	Touring Layout Mint Car, <i>05</i>		100	—
52523	Santa Fe Flatcar with trailer and tractor, <i>08</i>		70	—

Lionel Century Club

14532	PRR Sharknose Diesel AA Set, LCC II, <i>00</i>		690	—
18053	2-8-4 Berkshire Locomotive "726," <i>97</i>		705	—
18057	6-8-6 PRR S2 Steam Turbine Locomotive "671," <i>98</i>	320	634	—
18058	4-6-4 Hudson Locomotive "773," <i>97</i>		734	—
18068	Tender for PRR Steam Turbine Locomotive "773," <i>99</i>		210	—
18135	NYC F3 Diesel AA Set, <i>99</i>		650	—
18178	NYC F3 Diesel B Unit, <i>99</i>		230	—
18314	PRR GG1 Electric "2332," <i>97</i>	490	560	—
18340	FM Train Master Set, LCC II, <i>00</i>		900	—
24510	PRR Sharknose Diesel B Unit, LCC II, <i>00</i>		200	—
28069	NYC 4-8-6 Niagara Locomotive "6024," CC, LCC II, <i>00</i>		920	—
29173	Empire State Express Passenger Car 4-pack, LCC II, <i>02</i>		350	—
29178	Empire State Express Passenger Car 2-pack, LCC II, <i>02</i>		175	—
29181	Empire State Express Diner, LCC II, <i>02</i>		190	—
29204	Boxcar "1900-2000," <i>96</i>		400	—
29226	Berkshire Boxcar, <i>97</i>	115	145	—
29227	GG1 Boxcar, <i>98</i>		55	—
29228	PRR Turbine Boxcar "671," <i>99</i>		60	—
29248	F3 Boxcar "2333," <i>99</i>		70	—
31716	Niagara Milk Train Set, LCC II, <i>00</i>		300	—
31726	PRR Sharknose Coal Train Set, LCC II, <i>00</i>		180	—
31731	Train Master Freight Train Set, LCC II, <i>00</i>		180	—

CLUB CARS AND SPECIAL PRODUCTION

		Exc	Mint	Cond/S
38000	NYC 4-6-4 Hudson Empire State Locomotive, LCC II, 02		990	—
38195	Santa Fe FT Diesel A Unit "170," 00		NRS	—
39201	Hudson Boxcar "773," 00		54	—
39215	Niagara Boxcar, LCC II, 01		50	—
39217	Boxcar, LCC II, 00		60	—
39218	Gold Boxcar, LCC II, 00		85	—
39237	M-10000 Boxcar, LCC II, 00		70	—
39246	PRR Sharknose Boxcar, LCC II, 00		55	—
39249	Christmas Boxcar, 03		30	—
39265	Fairbanks-Morse Train Master Boxcar, LCC II, 00		60	—
39266	Empire State Boxcar, LCC II, 00		40	—
51007	UP M-10000 4-car Passenger Set, LCC II, 00	600	970	—
51249	UP Overland Route Sleeper Car, LCC II, 02		120	—

Lionel Railroader Club

780	Boxcar, 82	55	60	—
781	Flatcar with trailers, 83	60	60	—
782	1-D Tank Car, 85	40	43	—
784	Covered Quad Hopper, 84	50	60	—
12875	Tractor and Trailer, 94	15	22	—
12921	Illuminated Station Platform, 95	19	22	—
14274	Water Tower, 07		20	—
16800	Ore Car, yellow, 86	60	65	—
16801	Bunk Car, blue, 88	26	39	—
16802	Tool Car, 89	24	37	—
16803	Searchlight Car, 90	23	27	—
16804	Bay Window Caboose, 91	25	30	—
18680	4-6-4 Hudson Locomotive, 00		300	—
18684	4-6-2 Pacific Locomotive, 99		220	—
18818	GP38-2 Diesel, 92	105	135	—
19437	Flatcar with trailer, 97		55	—
19473	Operating Log Dump Car "3351," 99		35	—
19685	Western Union Dining Car, 02		47	—
19695	Western Union 1-D Tank Car, 03		22	—
19774	Porthole Caboose, 99		49	—
19775	Stock Car, 99		71	—
19924	Boxcar, 93	18	22	—
19930	Quad Hopper with coal, 94	24	25	—
19935	1-D Tank Car, 95	19	24	—
19940	Vat Car, 96		37	—

CLUB CARS AND SPECIAL PRODUCTION

		Exc	Mint	Cond/S
19953	6464 Boxcar, 97		45	___
19965	Aquarium Car "3435," 99		58	___
19966	Gondola "9820" (std O), 98	18	32	___
19978	Gold Membership Boxcar, 99		46	___
19991	Gold Membership Boxcar, 00		65	___
19992	Western Union Tool Car "3550," 00		55	___
19993	Gold Membership Boxcar, 01		65	___
19994	Western Union Passenger Car "1307," 01		60	___
19995	25th Anniversary Boxcar (std O), 01		58	___
24217	Animated Billboard, 08		25	___
26089	Western Union Gondola with handcar, 05		65	___
26165	Western Union Reefer, 04		30	___
26382	Flatcar with tractor and tanker, 08		60	___
26413	Commemorative 4-bay Hopper, 08		68	___
26521	Western Union Searchlight Caboose, 04		NRS	___
28062	4-6-4 Hudson Locomotive, 00		1150	___
28571	GP9 Diesel, CC		250	___
28665	Western Union 2-8-4 Berkshire Locomotive "665," 05		175	___
29200	Lionel Boxcar "9700," 96		36	___
29931	Holiday Boxcar, 05		25	___
29939	30th Anniversary Boxcar, 06		50	___
29941	Holiday Boxcar, 06		25	___
29946	Holiday Boxcar, 07		25	___
29947	Commemorative Boxcar, 07		25	___
36521	Western Union Searchlight Caboose, 05		32	___
36769	4th of July Lighted Boxcar, 03		70	___
39249	Holiday Boxcar, 03		22	___
39264	Holiday Boxcar, 04		50	___

Lionel Railroad Club Milwaukee

52116	MILW Flatcar "194797," black, with tractor and trailer, 97	76	___
52163	CMStP&P "Hiawatha" DD Automobile Boxcar, 98	60	___
52180	MILW Flatcar "194799," tuscan, with trailer, 99	75	___
52228	CMStP&P 1-D Water Tank Car "908309," 00	50	___
52229	MILW 1-D Diesel Fuel Tank Car "907797," 00	50	___
52230	1-D Tank Car 2-pack, 00	142	___
52246	CMStP&P "Olympian" Boxcar "194701," 01	67	___
52265	MILW/Zoological Society Aquarium Car "4701," orange, 02	55	___
52278	MILW/Zoological Society Aquarium Car "4702," blue, 03	95	___

CLUB CARS AND SPECIAL PRODUCTION

		Exc	Mint	Cond/S
52297	MILW Reefer "194703," yellow, 03		67	___
52298	MILW Flatcar "194704" with orange trailer, 04		115	___
52337	MILW/Zoological Society Motorized Aquarium Car, 04		90	___
52368	MILW Flatcar "472004," black, 05		65	___
52369	MILW Trailer Train Auto Carrier "194705," 05		85	___
52370	CMStP&P Milk Car "364," tan, 05		81	___
52387	CMStP&P Flatcar "194706," gray, 06		50	___
52400	MILW PS-2 2-bay Hopper "99607," orange, 06		85	___
52401	MILW PS-2 2-bay Hopper "98809," yellow, 06		65	___
52402	CMStP&P URTX Operating Ice Car "4706," 06		85	___
52428	CMStP&P 0-4-0 Switcher and Caboose Set, 60th Anniversary, 06		275	___
52429	CMStP&P 0-4-0 Switcher, 06		200	___
52430	CMStP&P Offset Cupola Caboose, 06		70	___
52458	MILW Stock Car "102721" (std O), 07		67	___
52466	CMStP&P Stock Car "105254" (std O), 07		67	___
52551	MILW "Big M" DD Boxcar "200947," yellow, 09		60	___

Nassau Lionel Operating Engineers

8389	Long Island Boxcar, 89	70	100	___
8390	Long Island Covered Quad Hopper, 90	70	100	___
8391A	Long Island Bunk Car, 91	70	90	___
8391B	Long Island Tool Car, 91	70	90	___
8392	Long Island 1-D Tank Car, 92	80	105	___
52007	Long Island RS3 Diesel "1552," 93	120	250	___
52019	Long Island Boxcar, 93	39	65	___
52020	Long Island Bay Window Caboose, 93	65	95	___
52026	Long Island Flatcar "8394" with Grumman trailer, 94	275	465	___
52061	Long Island Stern's Pickle Products Vat Car "8395," 95		200	___
52072	Grumman Tractor, 94		75	___
52076	Long Island Observation Car "8396," 96		350	___
52112	Long Island <i>Ronkonkoma</i> Vista Dome Car "9783," 97		300	___
52122	Meenan Oil 1-D Tank Car "8397" (std O), 97		60	___
52123	Long Island <i>Hicksville</i> Diner Car "9883," 98		300	___
52144	Long Island Flatcar with Grumman van, 99		94	___
52145	Long Island <i>Jamaica</i> Passenger Coach, 99		300	___
52145	Long Island <i>Penn Station</i> Passenger Coach, 99		300	___
52166	Long Island Flatcar "8398" with Grumman trailer, 98		90	___
52186	Grucci Fireworks Boxcar, 00		72	___

CLUB CARS AND SPECIAL PRODUCTION

		Exc	Mint	Cond/S
52232	Central RR of Long Island Boxcar, 01		60	___
52256	New York & Atlantic Boxcar "8302," 02		58	___
52296	Long Island Flatcar with Republic tanker, 03		90	___
52329	New York & Atlantic Caboose, 04		80	___
52341	Long Island Flatcar with Pan Am trailer, 05		85	___
52365	Long Island Flatcar with Lilco transformer, 04		135	___
52420	Long Island 80th Anniversary Boxcar, 06		45	___
52480	Long Island Flatcar with pipes, 08		50	___
52489	Long Island Flatcar with P.C. Richard & Son trailer, 07		67	___

Railroad Museum of Long Island

52416	RMLI 15th Anniversary LIRR Boxcar, 05		100	___
52433	Atlantis Marine World Aquarium Car, 06		93	___
52453	North Fork Bank Mint Car, 07		78	___
52497	LIRR Flatcar with Entenmann's trailer and tractor, 08		70	___
52498	Boeing Fairchild Container Car, 10		63	___
52548	RMLI "Celebrating 175 Years of Railroading" Boxcar, 09		60	___

St. Louis Lionel Railroad Club

52099	MP Flatcar with St. Louis trailer, 96		65	___
52104	St. Louis tractor and trailer, 96		20	___
52117	Wabash Flatcar with REA tractor and trailer, 97		65	___
52136A	Christmas Tractor and Trailer, 97		NRS	___
52136B	Frisco Tractor and Trailer, 98		NRS	___
52147	Frisco Campbell TOFC Flatcar, 98		75	___
52150	Frisco Campbell TOFC Flatcar, 98		130	___
52167	ATSF Flatcar "831999" with Navajo trailer, 99		75	___
52190	IC Flatcar with trailers, 00		80	___
52222	Cotton Belt Flatcar with SP tractor and trailer, 01		50	___
52224A	SP Flatcar with Navajo tractor and trailer, 01		25	___
52224B	SP Flatcar with service tractor and trailer, 01		25	___
52258	UP Flatcar with UP tractor and trailer, 02		55	___
52290	UP Flatcar with tractor trailer, 03		75	___
52392	PRR Flatcar with Hood's Milk tractor and tank, 06		100	___

Train Collectors Association

TCA National Convention Cars

511	St. Louis Baggage Car, 81	46	49	___
2671-1968	TCA tender, shell only, 68		58	___
5734	REA Reefer, 85	49	58	___
6315	Pittsburgh 1-D Tank Car, 72	55	60	___
6436-1969	Open Quad Hopper, red, 69	35	65	___
6464-1965	Pittsburgh Boxcar, blue, 65	35	175	___
6464-1970	Chicago Boxcar, 70	93	138	___
6464-1971	Disneyland Boxcar, 71	210	240	___
6517-1966	Bay Window Caboose, 66	70	240	___
6926	New Orleans Extended Vision Caboose, 86	27	40	___
7205	Denver Combination Car, 82	37	50	___
7206	Louisville Passenger Car, 83	40	55	___
7212	Pittsburgh Passenger Car, 84	41	50	___
7812	Houston Stock Car, 77	14	29	___
8476	4-6-4 Locomotive "5484," 85	305	310	___
9123	Dearborn 3-tier Auto Carrier, 73	25	36	___
9319	"Silver Jubilee" Mint Car, 79	115	146	___
9544	Chicago Observation Car, 80		50	___
9611	Boston Hi-Cube Boxcar, 78	21	25	___
9774	Orlando "Southern Belle" Boxcar, 75	27	35	___
9779	Philadelphia Boxcar "9700-1976," 76	26	30	___
9864	Seattle Reefer, 74	37	48	___
11737	TCA 40th Anniversary F3 Diesel ABA Set, 93	460	528	___
17879	Valley Forge Dining Car, 89		60	___
17883	New Georgia Passenger Car, 90	60	72	___
17898	Wabash Reefer "21596," 92	41	44	___
19211	Vermont Railway Flatcars (2) with 4 trailers, 08		160	___
52008	Bucyrus Erie Crane Car, 93	44	49	___
52035	Yorkrail GP9 Diesel "1750," shell only, 94	44	55	___
52036	TCA 40th Anniversary Bay Window Caboose, 94	35	40	___
52037	Yorkrail GP9 Diesel "1754," 94	125	150	___
52062	Skytop Observation Car, 95	210	360	___
52085	Full Vista Dome Car, 96		115	___
52106	City of Phoenix Diner, 97		100	___
52142	Massachusetts Central Maxi-Stack Flatcar "5100-01," 98		120	___
52143	City of Providence Passenger Car, 98		140	___
52146	Ocean Spray Reefer, 98		235	___
52155	City of San Francisco Baggage Car, 99		140	___

CLUB CARS AND SPECIAL PRODUCTION

		Exc	Mint	Cond/S
52191	<i>City of Grand Rapids</i> Aluminum Passenger Car, 00		135	___
52210	Rico Station, 00		29	___
52220	<i>City of Chattanooga</i> Vista Dome Car, 01		140	___
52221	Norfolk Southern Boxcar, 01		50	___
52237	Lionel Gondola, yellow, 01		110	___
52238	Lionel Gondola, red, 01		110	___
52239	Lionel Gondola, silver, 01		110	___
52240	Lionel Gondola 3-pack, 01		110	___
52241	Lionel Gondola, black, 02		15	___
52242	Lionel Gondola, blue, 02		35	___
52250	<i>City of Chicago</i> Combination Car, 02		130	___
52272	Lionel Gondola, gold, 02		80	___
52276	California Gold Mint Car, 03		65	___
52310	"Working on the Railroad" Boxcar, 04		25	___
52333	Harmony Dairy Milk Car, 04		90	___
52338	Lionel 50th Anniversary Mint Car, 04		75	___
52339	50th Anniversary Convention Banquet Car with coin, 04		360	___
52340	Train Order Building, 04		90	___
52373	Montana Rail Link 2-car Set, 05		90	___
52374	Montana Rail Link 2-bay Hopper, 05		50	___
52375	Montana Rail Link Flatcar with pulp-wood logs, 05		50	___
52376	GN Reefer, 05		60	___
52403	T&P Stock Car (std O), 06		75	___
52414	Flatcar with 3 snowmobiles, 07		80	___
52481	Ben & Jerry's Reefer, 08		95	___
	"Grand Canyon" Reefer, 09		85	___

TCA Museum-Related Cars

1018-1979	Mortgage Burning Hi-Cube Boxcar, 79	32	37	___
5731	L&N Reefer, 90		95	___
7780	TCA Museum Boxcar, 80		26	___
7781	Hafner Boxcar, 81		26	___
7782	Carlisle & Finch Boxcar, 82		26	___
7783	Ives Boxcar, 83		26	___
7784	Voltamp Boxcar, 84		23	___
7785	Hoge Boxcar, 85		23	___
9771	Norfolk & Western Boxcar, 77	24	31	___
16811	Rutland Boxcar "5477096," 96		45	___
52045	Pennsylvania Dutch Milk Car "61052," 94		90	___

CLUB CARS AND SPECIAL PRODUCTION

		Exc	Mint	Cond/S
52051	Baltimore & Ohio "Sentinel" Boxcar "6464095," 95	41	45	___
52052	TCA 40th Anniversary Boxcar, 94		90	___
52063	NYC Pacemaker Boxcar "6464125," 95		345	___
52064	Missouri Pacific Boxcar "6464150," 95		370	___
52065	Pennsylvania Dutch Grain Operating Boxcar "9208," 96		100	___
52118	Rio Grande Boxcar "5477097," 97		53	___
52119	TCA Museum 20th Anniversary Boxcar, 97		70	___
52128	Pennsylvania Dutch Pretzels Boxcar, 99		80	___
52172	L&N "Share the Freedom" Boxcar "5477099," 99		64	___
52198	Frisco Boxcar "5477000," 00		43	___
52215	Museum Work Train Gondola with pipes, 03		53	___
52226	Angela Trotta Thomas Boxcar "2000," 01		100	___
52243	Museum Work Train 1-D Tank Car, 01		50	___
52271	Museum Work Train Flatcar with wheel load, 02		20	___
52295	National Toy Train Museum Gondola with pipes, 03		16	___
52310	Museum Work Train Boxcar, 04		53	___
52372	Museum Work Train Baggage Car, 05		70	___
52408	N&W Caboose, 06		55	___
52409	Museum Work Train Idler Caboose, 06		68	___
52437	Museum Work Train Crane Car, 07		78	___

TCA Bicentennial Special Set

1973	Bicentennial Observation Car, 76	34	50	___
1974	Bicentennial Passenger Car, 76	34	50	___
1975	Bicentennial Passenger Car, 76	34	50	___
1976	Bicentennial U36B Diesel, 76	140	185	___

Atlantic Division

1980	Atlantic Division Flatcar with trailers, 80	28	34	___
6101	Burlington Northern Covered Quad Hopper, 82	21	34	___
9186	Conrail N5c Caboose, 79	22	30	___
9193	Budweiser Vat Car, 84	80	110	___
9466	Wanamaker Boxcar, 83	105	135	___
9788	Lehigh Valley Boxcar, 78	19	24	___

Desert Division

52088	Desert Division 25th Anniversary On-track Step Van, 96		120	___
52105	Superstition Mountain Operating Gondola "61997," 97		80	___

CLUB CARS AND SPECIAL PRODUCTION

Exc Mint Cond/S

52442	Verde Canyon Boxcar, 07	55	___
52443	Grand Canyon Boxcar, 07	55	___

Dixie Division

27007/87	Dixie Division 20th Anniversary PS-1 Boxcar, 06	80	___
52127	Dixie Division 10th Anniversary Southern 3-bay Hopper, 98	70	___

Eastern Division

52059	Clinchfield Quad Hopper "16413" with coal, 94	85	110	___
-------	-----------------------------------------------	----	-----	-----

Eastern Division: Washington, Baltimore & Annapolis Chapter

9412	Richmond, Fredericksburg & Potomac Boxcar, 79	26	___
9740	Chessie System Boxcar, 76	23	___
9771	Norfolk & Western Boxcar, 78	30	___
9783	B&O "Time-Saver" Boxcar, 77	30	___

Fort Pitt Division

1984-30X	Heinz Ketchup Boxcar, 84	500	___
----------	--------------------------	-----	-----

Great Lakes Division

1983	Churchill Downs Boxcar, 83	200	___
1983	Churchill Downs Reefer, 83	250	___
9740	Chessie System Boxcar, 76	23	___

Great Lakes Division: Detroit-Toledo Chapter

8957	Burlington Northern GP20 Diesel, 80	230	___
8958	Burlington Northern GP20 Diesel Dummy Unit, 80	150	___
9119	Detroit & Mackinac Covered Quad Hopper, 77	19	22 ___
9272	New Haven Bay Window Caboose, 79	19	22 ___
9401	Great Northern Boxcar, 78	23	___
9730	CP Rail Boxcar, 76	27	___
52000	Detroit-Toledo Division Flatcar with trailer, 92	70	85 ___

Great Lakes Division: Three Rivers Chapter

9113	Norfolk & Western Quad Hopper, 76	27	30	___
------	-----------------------------------	----	----	-----

Great Lakes Division: Western Michigan Chapter

9730	CP Rail Boxcar, 74	25	___
------	--------------------	----	-----

CLUB CARS AND SPECIAL PRODUCTION

Exc Mint Cond/S

Lake & Pines Division

52018	3-M Boxcar, 93	450	___
-------	----------------	-----	-----

Lone Star Division

7522	New Orleans Mint Car with coin, 86	420	___
------	------------------------------------	-----	-----

52093	Lone Star Division Boxcar "6464696," 96	48	___
-------	-----------------------------------------	----	-----

Lone Star Division: North Texas Chapter

9739	D&RGW Boxcar, 76	20	___
------	------------------	----	-----

METCA

10	Jersey Central F3 A Unit, shell only, 71	25	___
----	------------------------------------------	----	-----

9272	New Haven Bay Window Caboose, 79	21	25 ___
------	----------------------------------	----	--------

9754	New York Central "Pacemaker" Boxcar, 76	31	___
------	-----------------------------------------	----	-----

52485	New York Central Mint Car with copper load, 08	120	___
-------	------------------------------------------------	-----	-----

Midwest Division

4	C&NW F3 Diesel A Unit, shell only, 77	80	___
---	---------------------------------------	----	-----

5	Midwest Division Covered Quad Hopper, 78	45	___
---	------------------------------------------	----	-----

1287	C&NW Reefer, 84	NRS	___
------	-----------------	-----	-----

7600	Frisco "Spirit of '76" N5c Caboose "00003," 76	38	___
------	------------------------------------------------	----	-----

9872	PFE Reefer "00006," 79	410	___
------	------------------------	-----	-----

Midwest Division: Museum Express

9264	ICG Covered Quad Hopper, 78	22	26 ___
------	-----------------------------	----	--------

9289	C&NW N5c Caboose, 80	37	44 ___
------	----------------------	----	--------

9785	Conrail Boxcar, 77	35	___
------	--------------------	----	-----

9786	C&NW Boxcar, 79	20	___
------	-----------------	----	-----

NETCA

1203	Boston & Maine NW2 Diesel, shell only, 72	65	___
------	-------------------------------------------	----	-----

5710	Canadian Pacific Reefer, 82	38	45 ___
------	-----------------------------	----	--------

5716	Vermont Central Reefer, 83	25	30 ___
------	----------------------------	----	--------

6124	Delaware & Hudson Covered Quad Hopper, 84	25	30 ___
------	-------------------------------------------	----	--------

8051	Hood's Milk Boxcar, 86	44	75 ___
------	------------------------	----	--------

9181	Boston & Maine N5c Caboose, 77	23	35 ___
------	--------------------------------	----	--------

9400	Conrail Boxcar, tuscan or blue, 78	23	27 ___
------	------------------------------------	----	--------

9415	Providence & Worcester Boxcar, 79	28	34 ___
------	-----------------------------------	----	--------

9423	NYNH&H Boxcar, 80	25	30 ___
------	-------------------	----	--------

9445	Vermont Northern Boxcar, 81	29	39 ___
------	-----------------------------	----	--------

9753	Maine Central Boxcar, 75	24	34 ___
------	--------------------------	----	--------

9768	Boston & Maine Boxcar, 76	32	39 ___
------	---------------------------	----	--------

CLUB CARS AND SPECIAL PRODUCTION

		Exc	Mint	Cond/S
9785	Conrail Boxcar, 78	22	26	___
16911	B&M Flatcar with trailer, 95		150	___
52001	B&M Quad Hopper with coal, 92	50	75	___
52016	B&M Gondola with coil covers, 93	55	65	___
52043	L.L. Bean Boxcar, 94	110	210	___
52080	B&M Flatcar "91095" with trailer, 95		215	___
52111	Ben & Jerry's Flatcar with trailer, 96		313	___
52212	Berkshire Brewing Reefer, 00		155	___
52236	Moxie Boxcar, 01		160	___
52270	Jenney Manufacturing Tank Car, 02		150	___
52306	NH Flatcar with New England Transportation trailer, 03		150	___
52352	Poland Spring Boxcar, 04		131	___
52379	CP Rail with W.B. Mason trailer, 05		70	___
52383	Fisk Tire Boxcar, 05		115	___
52397	D&H Flatcar with Vermont Railway trailer, 06		90	___
52418	Indian Motorcycle Boxcar, 06		190	___
52434	New England Central Flatcar with Cabot's trailer, 07		95	___
52448	Oilzum Tanker 2-car Set, 08		105	___
52457	Cape Cod Potato Chip Boxcar, 07		93	___
52484	Cabot's Reefer, 08	100	200	___
5248A	Bay State Beer Reefer, 09		125	___

Ozark Division: Gateway Chapter

5700	Oppenheimer Reefer, 81	55	110	___
9068	Reading Bobber Caboose, 76		20	___
9601	Illinois Central Gulf Hi-Cube Boxcar, 77		21	___
9767	Railbox Boxcar, 78		20	___
52003	"Meet Me In St. Louis" Flatcar with trailer, 92		520	___

Pacific Northwest Division

52077	Great Northern Hi-Cube Boxcar "9695," 95		460	___
-------	------------------------------------------	--	-----	-----

Rocky Mountain Division

1971-1976	Rocky Mountain Division Reefer, 76		75	___
-----------	------------------------------------	--	----	-----

Sacramento Sierra Chapter

6401	Virginian Bay Window Caboose, 84		35	___
9301	U.S. Mail Operating Boxcar, 76	26	38	___
9414	Cotton Belt Boxcar, 80		35	___
9427	Bay Line Boxcar, 81		30	___
9444	Louisiana Midland Boxcar, 82		35	___

CLUB CARS AND SPECIAL PRODUCTION

Exc Mint Cond/S

9452	Western Pacific Boxcar, 83		35	___
9705	D&RGW Boxcar, 75		38	___
9723	Western Pacific Boxcar, 73		29	___
9726	Erie-Lackawanna Boxcar, 79		23	___
9730	CP Rail Boxcar, 77		30	___
9785	Conrail Boxcar, 78		22	___

Southern Division

1976	FEC F3 Diesel ABA, shells only, 76		275	___
1986	Southern Division Bunk Car, 86		30	___
6111	L&N Covered Quad Hopper, 83	20	22	___
9287	Southern N5c Caboose, 77	15	22	___
9352	Trailer Train Flatcar with circus trailers, 80	29	55	___
9403	Seaboard Coast Line Boxcar, 78		18	___
9405	Chattahoochie Boxcar, 79		21	___
9443	Florida East Coast Boxcar, 81		23	___
9471	ACL Boxcar, 84		23	___
9482	Norfolk & Southern Boxcar, 85		23	___
16606	Southern Searchlight Car, 88	17	24	___
19942	Southern Division 30th Anniversary Boxcar, 96		20	___

Western Division

52275	Western Pacific Boxcar, 03		105	___
-------	----------------------------	--	-----	-----

Toy Train Operating Society**TTOS National Convention Cars**

1984	Sacramento Northern Boxcar, 84	65	85	___
1985	Snowbird Covered Quad Hopper, 85	42	55	___
6076	Santa Fe Hopper (027), 70		85	___
6167-1967	Hopper, olive drab with gold lettering, 67	25	85	___
6476-1	LV Hopper, gray, 69		50	___
6582	Portland Flatcar with wood, 86	49	60	___
9326	Burlington Northern Bay Window Caboose, 82		25	___
9347	Niagara Falls 3-D Tank Car, 79	38	46	___
9355	Delaware & Hudson Bay Window Caboose, 82		50	___
9361	C&NW Bay Window Caboose, 82	47	55	___
9382	Florida East Coast Bay Window Caboose, 82		70	___
9512	Summerdale Junction Passenger Car, 74	38	47	___
9520	Phoenix Combination Car, 75	29	33	___
9526	Snowbird Observation Car, 76	36	42	___

CLUB CARS AND SPECIAL PRODUCTION

		Exc	Mint	Cond/S
9535	Columbus Baggage Car, 77	33	43	___
9678	Hollywood Hi-Cube Boxcar, 78	25	32	___
9868	Oklahoma City Reefer, 80	36	44	___
9883	Phoenix Reefer, 83		50	___
17871	NYC Flatcar "81487" with Kodak and Xerox trailers, 87	235	255	___
17872	Anaconda Ore Car "81988," 88	60	72	___
17877	MKT 1-D Tank Car "3739469," 89	55	70	___
17884	Columbus & Dayton Terminal Boxcar (std O), 90	32	41	___
17889	SP Flatcar "15791" (std O) with trailer, 91	43	63	___
19963	Union Equity 3-bay ACF Hopper "86892" (std O), 92	36	38	___
52010	Weyerhaeuser DD Boxcar "838593" (std O), 93	25	45	___
52029	Ford 1-D Tank Car "12" (027), 94	33	40	___
52030	Ford Gondola "4023," 94	23	29	___
52031	Ford Hopper "1458" (027), 94	28	33	___
52057	Western Pacific Boxcar "64641995," 95	45	48	___
52087	New Mexico Central Boxcar "64641996," 96		55	___
52114	NYC Flatcar with Gleason and SASIB trailers, 97		58	___
52149	Conrail Flatcar with Blum coal shovel, 98		60	___
52192	SP Crane and Gondola Set, 00		75	___
52193	SP Gondola "6060," 00		50	___
52194	SP Crane Car "7111," 00		35	___
52231	British Columbia 1-D Tank Car, 01		25	___
52288	D&RGW Cookie Boxcar, 03		20	___
52293	D&RGW 1-D Tank Car, 03		40	___
52378	Las Vegas & Tonopah Boxcar, 05		70	___
52410	SP Flatcar with 2 trailers, 06		70	___
52441	Pennsylvania Operating Hopper, 07		60	___
52445	Pennsylvania Boxcar, 07		68	___

TTOS Division Cars

52009	Sacramento Valley Division WP Boxcar, 93	34	38	___
52040	Wolverine Division GTW Flatcar with tractor and trailer, 94	50	51	___
52058	Central California Division Santa Fe Boxcar, 95	32	42	___
52086	Canadian Division Pacific Great Eastern Boxcar, 96		56	___
52113	Northeastern Division Genesee & Wyoming 3-bay Hopper, 97		38	___
52264	New Mexico Division Durango & Silverton Operating Hopper, 02		55	___

CLUB CARS AND SPECIAL PRODUCTION

Exc Mint Cond/S

Southwest Division: Cal-Stewart

19962	Southern Pacific 3-bay ACF Hopper "496035" (std O), 92	50	65	___
52047	Cotton Belt Wood-sided Caboose (std O), smoke, 93-94	75	80	___
52073	Pacific Fruit Express Reefer "459402" (std O), 95		65	___
52098	National Bureau of Standards Boxcar (std O), 96		54	___
52121	Mobilgas Tank Car "238" (std O), 97		75	___
52154	Pacific Fruit Express Reefer "459403" (std O), 98		53	___
52205	SP Overnight Merchandise Service Boxcar 5-pack, 00		185	___
52287	Operating MX Missile Car, 02		55	___
52385	Ward Kimball Boxcar, 05		55	___
52431	Operating MX Missile Car, 06		60	___
52476	Life Savers Tank Car, 07		85	___
52515	Life Savers Wild Cherry Tank Car, 08		57	___

Other TTOS Production

1983	Phoenix 3-D Tank Car, 83		100	___
17894	Southern Pacific Tractor, 91	17	21	___
52021	Weyerhaeuser Tractor and Trailer, 93	24	31	___
52022	Union Pacific Boxcar, 93		400	___
52032	Ford 1-D Tank Car (O27) with Kughn inscription, 94	70	95	___
52046	ACL Boxcar "16247," 94		110	___
52053	Carail Boxcar, 94	50	55	___
52068	Toy Train Parade Contadina Boxcar "16245," 94		55	___
52078	Southern Pacific SD9 Diesel "5366," 96		235	___
52079	Southern Pacific Bay Window Caboose, 96	45	55	___
52084	Union Pacific I-Beam Flatcar "16380" with load, 95		155	___

TTOS Gadsden Pacific Ore Cars

17878	Magma Ore Car, 89	65	80	___
17881	Phelps-Dodge Ore Car, 90	36	40	___
17886	Cyprus Ore Car, 91	28	33	___
19961	Inspiration Consolidated Copper Ore Car, 92	33	37	___
52011	Tucson, Cornelia & Gila Bend Ore Car, 93	29	39	___
52027	Pinto Valley Mine Ore Car, 94	29	29	___
52071	Copper Basin Railway Ore Car, 95		30	___
52089	SMARRCO Ore Car, 96		26	___
52124	EPSW Ore Car, 97		40	___

CLUB CARS AND SPECIAL PRODUCTION

Exc Mint Cond/S

52164	SP Ore Car, 98	35	—
52177	Arizona Southern Ore Car, 99	35	—
52213	BHP Copper Ore Car, 00	34	—
52248	Tombstone & Western RR Ore Car, 01	40	—

Virginia Train Collectors

7679	Boxcar, 79	17	—
7681	N5c Caboose, 81	23	—
7682	Covered Quad Hopper, 82	26	—
7683	Virginia Fruit Express Reefer, 83	26	—
7684	Vitraco 3-D Tank Car, 84	26	—
7685	Boxcar, 85	27	—
7686	GP7 Diesel, 86	100	—
7692-1	Baggage Car (027), 92	35	45
7692-2	Combination Car (027), 92	35	45
7692-3	Dining Car (027), 92	35	45
7692-4	Passenger Car (027), 92	35	45
7692-5	Vista Dome Car (027), 92	35	45
7692-6	Passenger Car (027), 92	35	45
7692-7	Observation Car (027), 92	35	45
52060	Tender "7694" with whistle, 94	70	—

Section 6 BOXES

		Good (P-5)	Exc (P-7)	Cond/S
022A	Remote Control Switches (with both inserts)	20	75	___
38	Operating Water Tower	15	75	___
50	Section Gang Car		15	___
58	Lamp Post		10	___
160	Unloading Bin	10	60	___
163	Single Target Block Signal (white box)	20	100	___
235	2-4-2 Scout Locomotive	25	100	___
260	Bumper (1952)	1	10	___
260	Bumper (except 1952)	15	60	___
460	Piggyback Transportation Set	5		___
736W	PRR Tender		45	___
773W	NYC Tender		45	___
1047	Operating Switchman	25	100	___
1121 LH	Remote Control Switch, left-hand	10	50	___
1121 RH	Remote Control Switch, right-hand	10	50	___
1615 LTS	0-4-0 Locomotive	15	75	___
2023	Union Pacific Alco Diesel		115	___
2124W	GG1 Passenger Set		795	___
2175W	Santa Fe Diesel Freight Set	20		___
2243 LTS	Santa Fe F3 Diesel AB Set	30	130	___
2333 LTS	Santa Fe F3 Diesel AA Set	40	175	___
2338	MILW GP7 Diesel (orange and blue box)	10	40	___
2338	MILW GP7 Diesel (corrugated box)	10	50	___
2338	MILW GP7 Diesel (corrugated box with "2338X")	30	120	___
2426W	Hudson Tender (box marked "NY, Chicago")	35	150	___
2426W	Hudson Tender (box marked "SF, NY, Chicago")	35	150	___
2435	<i>Elizabeth</i> Pullman Car		50	___
X2454	PRR Boxcar ("Box Car" box)	4	15	___
X2454	PRR Boxcar ("Merchandise Car" box)	6	25	___
2855	Sunoco 1-D Tank Car	25	100	___
3356-2	Horse Car Corral	60	250	___
3376-160	Bronx Zoo Car, green		40	___
3474	Western Pacific Operating Boxcar		35	___
3656-150	Corral Platform	225	900	___

BOXES

		Good (P-5)	Exc (P-7)	Cond/S
6017	Lionel Lines SP-type Caboose		10	—
6026W	Lionel Lines Tender		30	—
6257	SP-type Caboose		8	—
6264	Flatcar for 264 Fork Lift Platform	25	100	—
6311	Flatcar with pipes	12	50	—
6357	SP-type Caboose		12	—
6357-50	ATSF SP-type Caboose	85	350	—
6401	Flatcar, gray	25	100	—
6414	Evans Auto Loader		40	—
6414-25	4 Automobiles	200	800	—
6430	Flatcar with trailers		42	—
6447	PRR N5c Porthole Caboose	50	250	—
6456	Lehigh Valley Short Hopper		10	—
6456-75	Lehigh Valley Short Hopper	25	100	—
6517	Lionel Lines Bay Window Caboose	10	50	—
6517-75	Erie Bay Window Caboose	20	75	—
6517-1966	Bay Window Caboose (TCA)	20	75	—
6555	Sunoco 1-D Tank Car		25	—
6572	REA Reefer (classic design box)		55	—
6646	Lionel Lines Stock Car		18	—
6828	Flatcar with crane (1966, no crane kit box)	50	200	—

ABBREVIATIONS

Railroad names


ACL	Atlantic Coast Line
ATSF	Atchison, Topeka & Santa Fe
B&A	Boston & Albany
BAR	Bangor & Aroostook
B&LE	Bessemer & Lake Erie
B&M	Boston & Maine
BN	Burlington Northern
BNSF	Burlington Northern Santa Fe
B&O	Baltimore & Ohio
C&IM	Chicago & Illinois Midland
C&EI	Chicago & Eastern Illinois
CB&Q	Chicago, Burlington & Quincy
CMStP&P	Chicago, Milwaukee, St. Paul & Pacific
CN	Canadian National
CNJ	Central of New Jersey
C&IM	Chicago & Illinois Midland
C&NW	Chicago & North Western
C&O	Chesapeake & Ohio
CP	Canadian Pacific
D&H	Delaware & Hudson
DL&W	Delaware, Lackawanna & Western
DM&IR	Duluth, Missabe & Iron Range
D&RGW	Denver & Rio Grande Western
D&TS	Detroit & Toledo Shore Line
DT&I	Detroit, Toledo & Ironton
EJ&E	Elgin, Joliet & Eastern
Erie-Lack.	Erie-Lackawanna
FEC	Florida East Coast
GM&O	Gulf, Mobile & Ohio
GN	Great Northern
GTW	Grand Trunk Western
IC	Illinois Central
ICG	Illinois Central Gulf
KCS	Kansas City Southern
L&N	Louisville & Nashville
LIRR	Long Island Railroad
LNAC	Louisville, New Albany & Corydon

LV	Lehigh Valley
MD&W	Minnesota, Dakota & Western
MKT	Missouri-Kansas-Texas
MN&S	Minneapolis, Northfield & Southern
MP	Missouri Pacific
MPA	Maryland & Pennsylvania
MILW	Milwaukee Road
M&StL	Minneapolis & St. Louis
NC&StL	Nashville, Chattanooga & St. Louis
NdeM	Nacionales de Mexico Railway
NH	New Haven
NKP	Nickel Plate Road
NP	Northern Pacific
NS	Norfolk Southern
N&W	Norfolk & Western
NYC	New York Central
NYNH&H	New York, New Haven & Hartford
NYO&W	New York, Ontario & Western
PC	Penn Central
P&E	Peoria & Eastern
P&LE	Pittsburgh & Lake Erie
PRR	Pennsylvania Railroad
RF&P	Richmond, Fredericksburg & Potomac
RI	Rock Island
SMARRCO	San Manuel Arizona Railroad Company
SP	Southern Pacific
SP&S	Spokane, Portland & Seattle
TA&G	Tennessee, Alabama & Georgia
TH&B	Toronto, Hamilton & Buffalo
T&P	Texas & Pacific
TP&W	Toledo, Peoria & Western
UP	Union Pacific
V&TRR	Virginia & Truckee Railroad
W&ARR	Western & Atlantic Railroad
WM	Western Maryland
WP	Western Pacific

ABBREVIATIONS

Descriptions

AAR	Association of American Railroads (truck type)
AEC	Atomic Energy Commission
CC	Command Control
DD	Double-door
EMD	Electro-Motive Division
ETD	End-of-train device
FARR	Famous American Railroad Series
FF	Fallen Flag Series
FM	Fairbanks-Morse
GE	General Electric
LL	Lionel Lines
M.O.W.	Maintenance-of-way
MU	Multiple unit (commuter cars)
O	Lionel gauge (1¼" between outside rails)
OO	Lionel gauge (¾" between outside rails)
PFE	Pacific Fruit Express
REA	Railway Express Agency
SSS	Service Station Special
std	Standard gauge (2½" between outside rails)
std O	Standard O (scale length and dimension)
TMCC	TrainMaster Command Control
USMC	United States Marine Corps
1-D	One dome
2-D	Two dome
3-D	Three dome




Classic Toy Trains Magazine

Explores your imagination and
your collection for toy
trains. Issues include reviews
of new products, articles and
accessories, track planning
ideas, great photos of the best
layouts, and information on
collecting.

Greenberg's Repair and Operation Manual for Lionel Trains 1945- 1965, VII Edition


Offers more than 100 pages of
repair and maintenance tips for
Lionel locomotives, operating
cars, accessories, transformers,
light bulbs, and switches. Provides
Lionel technical advice as well as
handy techniques submitted by toy train collectors and
of interest to more than 150 pages.



Lionel Accessories at Work on Toy Train Layouts

Add accessories to your
toy train layout. Lionel's elec-
tronic accessories have been from the
1940s and 1950s through the
present day have been very
popular with toy train enthusi-
asts. Former Classic Toy Trains
magazine editor Douglas helps
you incorporate these accessories both originals
and modern reproductions into your layout.
8 1/2 x 10 1/2 inch, 50 pages, 180 color photos, softcover.

Available at Bobby's shop or find a store
near you.



www.bobbystoytrains.com
or call 1-800-223-2444


©2004 Bobby's Toy Trains, Inc. All rights reserved.
Printed in the USA. Printed on acid-free paper.

Build your toy train library

Classic Toy Trains magazine

Captures your imagination and sparks your enthusiasm for toy trains! Issues include reviews of the latest locomotives and accessories, track planning ideas, great photos of the best layouts, and information on collecting.

9 issues/year



Greenberg's Repair and Operating Manual for Lionel Trains, 1945-1969, 7th Edition

Offers more than a thousand repair and maintenance tips for Lionel locomotives, operating cars, accessories, transformers, light bulbs, and switches. Provides Lionel technical advice as well as

handy techniques submitted by toy train collectors and operators. 6 x 8½; 736 pgs.; softcover.

10-8160 • \$24.95


Lionel Accessories at Work on Toy Train Layouts

Add classic accessories to your toy train layout! Lionel's electronic accessory items from the 1940s and 1950s through the present day have been very popular with toy train enthusiasts. Former *Classic Toy Trains* editor Neil Besougloff helps

you incorporate these accessories, both originals and modern reproductions, into your layout.

8¼ x 10¾; 80 pgs.; 180 color photos; softcover.

10-8355 • \$17.95



Available at hobby shops! To find a store near you, visit

www.HobbyRetailer.com,

www.KalmbachBooks.com

or call 1-800-533-6644

Monday - Friday, 8:30 a.m. - 4:30 p.m.

Central Standard Time. Outside the U.S. and Canada call 262-796-8776, ext. 661.



The leading source for Lionel toy train values

This handy pocket-sized guide includes the data you need before buying, selling, or trading any Lionel locomotive, car, or accessory from the prewar, postwar, and modern eras. The product listings in this guide feature a brief description of each item, significant variations, and suggested fair-market values, which are based on the collective input of knowledgeable collectors and dealers from around the country. You'll also find useful material on collecting, operating, and caring for your Lionel trains.



www.KalmbachBooks.com

\$18.95 U.S. 108710

ISBN 978-0-89778-537-2



9 780897 785372



5 1 8 9 5 >



0 64465 18710 2