

WIN **HORNBY'S**
CLASS 50
SPECIAL EDITION **WORTH £170**
Closing date September 25 2017



FIRST PICTURES
Hornby's decorated
'DUCHESS'



HORNBY

magazine

Issue 123 **September 2017** USA \$12.99 · CAD \$13.99 · AUS \$12.75 **UK £4.40**

www.hornbymagazine.com

FIRST REVIEWS



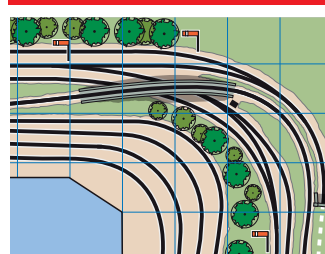
- Kernow 4-TC for '00'
- Hornby '00' TTS 31
- Bachmann 450 for '00'

THE CLASS 50 STORY



- Sound for Hornby's '50'
- Special edition model
- 'Hoover' development

FLYOVER TRACKPLANS



We show you how
to model junctions

LATEST NEWS

NORTH EAST STEAM

Exhibition giant in '00' scale



PLUS...

LITTLE ALLER

Hydraulic heaven in 'N' gauge

GOWERTON PARKWAY

Privatisation in the loft in '00' gauge

Bachmann works report: Class 90, all new 'J72', Mk 2F carriages, 'Birdcage' decoration and more...

KEY



09

9 771753 246076



ARRIVING THIS
MONTH



R3451
BR 4-6-0 'Stembok' '61032'
Thompson B1 Class

£174.99
OUT NOW

R3473
Railfreight Co-Co Diesel
'56108' Class 56

£169.99
OUT NOW



R3508TTS
BR 4-6-2 'Flying Scotsman'
60103 A3 Class, Brunswick
Green with TTS Sound

£219.99
OUT NOW

R3533
0-6-OST 'Lord Phil' J94 Class

£84.99
PRE-ORDER
EXPECTED 23 AUGUST



**AVOID
DISAPPOINTMENT
PRE-ORDER
TODAY!**



TO SEE THESE AND THE REST OF THE HORNBY

Visit **www.hornby.com** to locate our nearest

R3507TTS BR 4-6-0 '30832' S15 Class,
Early BR with TTS Sound

£179.99
OUT NOW



R4746A BR 58' Maunsell Rebuilt
(Ex-LSWR 48') Eight Compartment
Brake Third Class Coach 'S 2640 S' -
Set 46, Maroon

£44.99

PRE-ORDER
EXPECTED 23 AUGUST



R4747 BR 58' Maunsell Rebuilt
(Ex-LSWR 48') Six Compartment
Brake Third Class Coach 'S2627S',
Maroon

£44.99

PRE-ORDER
EXPECTED 23 AUGUST

**SECOND
RUNNING
AVAILABLE
- R4747A**



R4748A BR 58' Maunsell Rebuilt (Ex-LSWR
48') Six Compartment Brake Composite
Coach 'S6405S' - Set 46, Maroon

£44.99

PRE-ORDER
EXPECTED 23 AUGUST



R4749 BR 58' Maunsell Rebuilt
(Ex-LSWR 48') Nine Compartment
Third Class Coach 'S280S', Maroon

£44.99

PRE-ORDER -
EXPECTED 23 AUGUST

**SECOND
RUNNING
AVAILABLE
- R4749A**



RANGE VISIT YOUR LOCAL MODEL SHOP

Hornby stockist or call us on **01843 233525**

**HORNBY
HOBBIES**

Dates shown are for guidance only and subject to change.

HORNBY magazine

September 2017

Editor: Mike Wild
Assistant Editor: Mark Chivers
Senior Designer: Steve Diggle
Sub-editor: Andrew Roden
Contributors: Evan Green-Hughes, Brian Stephenson, Tim Shackleton, Graham Gaches, Paul Chetter, Julia Scarlett, Ben Jones, Trevor Jones, Bill Stephenson, Chris Morris and Marcus Lambert.

EDITORIAL ADDRESS

Hornby Magazine, Key Publishing,
 PO Box 100, Stamford, Lincolnshire PE9 1XQ
Tel: 01780 755131
Email: hornbymagazine@keypublishing.com
Website: www.hornbymagazine.com

ADVERTISING

Advertising Manager: Sarah Jarman
Email: sarah.jarman@keypublishing.com
Telephone: 01780 755131
Mobile: 07969 471756
Sales Executive: Liz Ridge
Email: elizabeth.ridge@keypublishing.com
Telephone: 01780 755131
Sales Executive: Hollie Keeling
Email: hollie.keeling@keypublishing.com
Advertising Production/Design: Rebecca Duffy
Tel: 01780 755131 **Fax:** 01780 757261
Email: rebecca.duffy@keypublishing.com

ADVERTISING ADDRESS

Hornby Magazine, Key Publishing Ltd,
 Po Box 100, Stamford, Lincolnshire PE9 1XQ

SUBSCRIPTIONS/MAIL ORDER

PO Box 300, Stamford, Lincolnshire PE9 1NA, UK
Tel: 01780 480404
Email: Subscriptions - subs@keypublishing.com
Email: Mail Order - orders@keypublishing.com

PUBLISHING

Publisher: Adrian Cox
Managing Director: Adrian Cox
Commercial Director: Ann Saundry
Group Marketing Manager: Martin Steele
Chairman: Richard Cox
Webmaster: Simon Russell
Registered Office: Units 1-4, Gwash Way Industrial Estate, Ryhall Road, Stamford, Lincolnshire PE9 1XP

PRINTING

Precision Colour Printing Ltd, Haldane, Halesfield,
 Telford, Shropshire TF7 4QQ.

DISTRIBUTION

Seymour Distribution Ltd.,
 2 Poultry Avenue, London. EC1A 9PP
Tel: 020 7429 4000

Having difficulty obtaining your copy of *Hornby Magazine*?
 Please contact the subscriptions team using the details above.



© Key Publishing Ltd 2017

All rights reserved. No part of this magazine may be reproduced or transmitted in any form by any means, electronic or mechanical, including photocopying, recording or by any information storage and retrieval system, without prior permission in writing from the copyright owner. Multiple copying of the contents of the magazine without prior written approval is not permitted.

Material sent to the Editor, whether commissioned or freely submitted, is provided at the contributor's own risk; Key Publishing Ltd cannot be held responsible for loss or damage howsoever caused.

The opinions and views expressed by authors and contributors within *Hornby Magazine* are not necessarily those of the Editor or Key Publishing.

We are unable to guarantee the bona fides of any of our advertisers. Readers are strongly recommended to take their own precautions before parting with any information or item of value, including, but not limited to, money, manuscripts, photographs or personal information in response to any advertisements within this publication.

HORNBY is a registered trade mark of Hornby Hobbies Limited and is used under licence.



Audit Bureau of Circulation 28,190
newsstand and digital sales.

Hornby Magazine is published on
 the second Thursday of each month
 preceeding the cover date.


ISSUE
123

HORNBY magazine


LATEST OFFERS

See pages 58-59 for full details.

50 Little Aller JUNCTION



WE SHOW YOU HOW!



p28

28 WORKBENCH

Tim Shackleton demonstrates how to inject new life into an old kit, using a Wills 'OO' gauge GWR '94XX' 0-6-0PT as the basis.


34 TRACKPLANS

Mark Chivers investigates grade-separated junctions for inspiration with his latest 'OO' gauge track plans.

86 DCC SOUND

Paul Chetter considers digital sound options in a pair of Hornby's 'OO' gauge Class 50s, from two different periods in the model's history.

p86





Inside...

7

EDITORIAL

Mike Wild reflects on another busy month of new releases.

8

UPDATE

The latest news from behind the scenes at Hornby HQ including the first pictures of the Stanier 'Duchess' in colour, a special four-page Bachmann works report, the latest on the Great Electric Train Show and much more. Plus, you could win a special edition Hornby 'OO' gauge Class 50 in our exclusive competition!



18

BILLINGHAM

Middlesbrough Model Railway Club remained close to home in the North East when developing its magnificent 40ft x 11ft exhibition layout based on Billingham, set in the 1950s and '60s.

42

EQUIPMENT GUIDE

Tim Shackleton presents his selection of affordable airbrush consumables and tools, ideal for the preparation, application and cleaning up stages.

48

HORNBY POST

Your views, opinions and comments from the *Hornby Magazine* postbag and Hornby's Forum.

50

LITTLE ALLER JUNCTION

It is summer 1963 and Devon is the setting for Chris Morris' busy 'N' gauge layout, based on the famous junction close to Newton Abbot.

64

REALITY CHECK

Built for the Southern Region's Bournemouth line electrification in the 1960s, British Rail's 4-TC units proved to be a useful, long-lived and well-travelled prototype, as Evan Green-Hughes discovers.

92

GOWERTON PARKWAY

Marcus Lambert's 'OO' gauge DCC controlled contemporary layout packs a lot into its 13ft x 8ft size, making for colourful and exciting operation.

102

RAILWAY REALISM

Evan Green-Hughes looks back on 50 years of English Electric's remarkable Class 50s.

106

SHOWCASE

Hornby Magazine presents another selection of your model railway images.

108

SHOW GUIDE

Hornby Magazine's comprehensive guide to forthcoming events.



FIRST REVIEWS

p60

60 Kernow '4TC' for 'OO'

70 Bachmann 'OO' Class 450 EMU

74 Hornby GWR 'Toad' brake van in 'OO'

76 Oxford Rail 'OO' 'Warwell' wagon

78 Hornby TTS Class 31 for 'OO'

p74

p70

ALSO REVIEWED...

Another busy month of releases from Bachmann, EFE, Graham Farish, Hornby, Kernow Model Rail Centre, Oxford Rail and more.

*Don't follow the crowd.
Let the crowd follow you.*

MX600 Economy Motor Decoder

8-pin plug (NEM652) or wires.
Ideal beginner's choice for
most '00' gauge models.

Only £19.00



LEADING THE DIGITAL REVOLUTION

*Designed, manufactured
and tested in Vienna.*


MX618N18 Mini Motor Decoder

Next18 interface (NEM662).
For new Farish 'N' gauge and
Bachmann small '00' models.

Only £18.00

PREMIUM SOUND DECODERS

A family of reliable, powerful and highly specified DCC sound decoders and accessories to suit all scales and gauges. ZIMO's legendary silky-smooth motor control obtains optimal performance from all mechanisms, including coreless.



MX649
Micro-sized sound

MX658
Next 18 option

MX648
Ideal for 'N' gauge

MX644
21-pin solution

MX645
Best seller in '00'

SC68 Supercap
Stay alive for MX645

MX699
New for 'O' gauge

NEXT GENERATION SPEAKERS

A range of miniaturised speakers, with matching resonance chambers, provide unrivalled sound quality for their size. Optimised solutions to suit 'N', '00' & 'O' gauges, including several powerful 3D-printed twin speaker arrangements.



LS 12x08x08
Micro cube 1W

LS 15x10x12
Sugar cube 1W

LS 18x13x13
Cube 1W

LS 26x20x08
3D optimised 1W

LS 40x20x09
3D optimised 1W

LS 40x22x09
Twin speaker 2W

LS 50x15x14
Twin speaker 2W

LS 55x22x09
Twin speaker 2W

COMPREHENSIVE SOUND LIBRARY

A extensive collection of British **steam**, **diesel** and **electric** locomotive sound projects is available from these **accredited specialists**. Your choice of project will be loaded on to a ZIMO sound decoder, with full customer support provided as standard.

YouChoos

www.youchoos.co.uk

08447 725052

Digitrains

www.digitrains.co.uk

01522 527731

Coastal DCC

www.coastaldcc.co.uk

01473 710946

Mr Soundguy

www.mrsoundguy.co.uk

01983 531443

ASK FOR ZIMO BY NAME

Relax in the knowledge of a brand chosen as standard by Roco, Fleischmann and SLW plus a three-year manufacturing warranty. The flagship MX10 command station, decoders, speakers and accessories are available ONLY from the above and these listed approved retailers: **RAIL EXCLUSIVE** (Distributor) - 01780 470086; **DCC Train Automation** - 01823 429309; **EDM Models** - 01904 331973; **Wickness Models** - 01387 738175; **Garden Railway Specialists** (large scale) - 01844 345158.

Welcome

THE EDITOR'S PAGE



THIS ISSUE multiple units are firmly in focus with the arrival of two four-car Southern Region units. Headlining the review section are the Kernow Model Rail Centre 4-TC unpowered

1966 introduced unit alongside Bachmann's long awaited model of the Class 450 'Desiro' which made their debut with South West Trains in 2003.

For those with a leaning for multiple units it is a very exciting time when the mundane are taking the lead in model form. The 4-TC and 450 come just two issues after we received Dapol's new Class 122 single-car DMU and head a list of nine more for 'OO' gauge, four in 'N' and three in 'O' gauge.

This take-up of multiple unit modelling means that we are more able to accurately recreate the real railway in miniature, but it is interesting to see the trends too. Diesel units are clearly firm favourites - and why wouldn't they be? They can go anywhere - but they are closely followed by the Southern Region's third-rail electric

units. It is only overhead electric units that haven't really taken off yet and, in 'N' gauge at least, that looks set to change with Revolution Trains Class 390 Pendolino currently in production and to be followed by the 320/321 from the same source and a dual-voltage Class 319 from Graham Farish.

Let's not forget Hornby's Class 800 too which is sure to be a highly popular release in its bi-mode format as they can be run on electrified and non-electrified routes.

This month we've got exciting new and exclusive content from Hornby including the first images of its decorated Stanier 'Duchess' 4-6-2s - you can't see these in any other magazine - plus a whole host of new product reviews which are also exclusive to *Hornby Magazine*. This issue you can read about Hornby's new GWR 'Toad' brake vans, which snuck in under the radar at the beginning of July, together with the new Twin Track Sound RailRoad Class 31, its special edition Class 50 and much more.

Mention of the Class 50 brings me neatly to this issue's theme which celebrates the 50th anniversary of the Class 50s. To mark the occasion we are showing you how to install digital sound in Hornby's model - new and old - as well as recalling the history of these impressive 2,400hp English Electric diesels

in Railway Realism. But don't worry, if 'Hoovers' aren't your thing we've got much more inside too including three fine layouts, hands on projects, extensive product reviews, a detailed works report from Bachmann's summer media day and more.

We are also building up towards the Great Electric Train Show on October 7/8 with announcement of eight more layouts for the show - that's 18 out of the 25 that will be there - with the final additions being revealed next issue. The *Hornby Magazine* team is also swinging into action to prepare our Southern Region exhibition layout Twelve Trees Junction for the show with a total rebuild of the storage yard and potential for expansion of the scenic area too - watch this space.

As always, it has been a fantastically busy month in the world of model railways and it quite clearly doesn't take a break for summer anymore. We hope you enjoy the latest issue.

Mike Wild
Mike Wild
Editor, Hornby Magazine

IN YOUR MAGAZINE THIS AUGUST

WIN A HORNBY CLASS 50

11

Your chance to win a special edition model of the first Class 50 D400 in our exclusive Hornby competition.

FIRST REVIEWS

60

Read all the latest model reviews including our first look at the Kernow 4-TC, Bachmann '450', Hornby 'Toad', Oxford 'Warwell' and more in 'OO' gauge.

CLASS 50 SOUND

86

Paul Chetter goes in search of the perfect sound solution for Hornby's impressive 'OO' gauge model of the Class 50.

FLYOVER TRACKPLANS

34

Mark Chiver's investigates the potential of grade separated junctions with a series of 'OO' scale track plans based on famous real locations from around the railway network.

FIRST PICTURES

All the latest news from Hornby including a first look at the Stanier 'Duchess', an exclusive model for Warley and more.

NORTH EAST STEAM

18

Billingham is Middlesbrough MRC's impressive 'OO' gauge exhibition layout which models the North East in a massive 40ft x 11ft space. Read the full story this issue and see it at the Great Electric Train Show in October.

LATEST NEWS

Read all the latest updates from Bachmann in our special four-page works report covering the Class 90, steam crane, 'J72', 'Birdcage' and Mk 2F carriages, wagon livery samples, new digital control features and much more.

DECORATED 'DUCHESS'



HORNBY has received the first decorated samples of its new Stanier 'Duchesses' 4-6-2s encompassing the first three

locomotives for release in 2017. The new 'Duchess', announced at the 2016 Warley National Model Railway Exhibition, is being released in LMS lined crimson as 6231 *Duchess of Atholl* (Cat No.

R3553), BR lined maroon with late crests as 46256 *Sir William A. Stanier FRS* (R3555) and with Twin Track Sound (TTS) in BR lined green with late crests as 46235 *City of Birmingham* (R3509TTS). These first decorated samples will

be subject to revisions including correction of the axlebox printing on 46256. Release is planned for November 2017 with prices set at £189.99 for DCC ready versions and £219.99 for the TTS model of 46235.

The new 'Duchess' features a locomotive drive mechanism, an 8-pin DCC decoder socket and space for a 28mm round speaker in the tender, a semi-permanent coupling between locomotive and tender and a highly detailed body which includes the first ready-to-run version of the final Ivatt 'Duchesses' 46255/46256.

● Visit www.hornby.com for more information.



46235 City of Birmingham will be fitted with Hornby's Twin Track Sound decoder (R3509TTS).

1450 marks Warley 50th exhibition



To mark the 50th Warley Model Railway Club exhibition, Hornby is producing an exclusive limited edition model of GWR '14XX' 0-4-2T 1450. The full-size locomotive, currently resident at the nearby Severn Valley Railway, is to be the centrepiece



at this year's Warley show.

The Hornby model will be a limited edition of 250 pieces and will only be available from participating Hornby stockists at the Warley show on November 25/26. The '14XX' will use the revived product in the RailRoad range as its basis and it will

be decorated in BR lined green with late crests as per the real locomotive.

1450 will be delivered in unique RailRoad packaging with a Warley 50th birthday flash and a certificate of authenticity priced at £44.99. Details of participating retailers will be announced prior to the show.

DEBUTS



Southern 'H' arrives



The third version of Hornby's South Eastern and Chatham Railway Wainwright 'H' 0-4-4T has arrived as a decorated sample, this time turned out in Southern Railway olive green as 1324 (Cat No. R3540).

This version suits the Maunsell era of the 1920s and 1930s and will be DCC ready with an 8-pin socket provided and features detail differences to the SECR version (HM121) and BR black version (HM122).

Differences include later large shank buffers and no air-pump for use with push-pull trains.

All versions of the Wainwright 'H' are currently scheduled for release November 2017 priced at £109.99 per locomotive. The push-pull train pack containing 31551 in BR black livery and a Maunsell push-pull set is priced at £184.99 and due for release with the solo locomotives.

● Visit www.hornby.com for more information.

INSIDE HORNBY®

The latest from Hornby HQ

PECKETT IS FIRST



The first item from Hornby's 2018 range has been revealed as Peckett 'W4' 0-4-0ST 560 in Peckett's works green livery with additional builder lettering along its footplating. Full details of this 2018 item can be found in Hornby's Engine Shed blog on August 10.

SOUTHERN 'Q1' APPROVED

Hornby has received and approved the final sample of its reintroduced Bulleid 'Q1' 0-6-0 as C24 in Southern Railway black livery (Cat No. R3559). The 0-6-0 is due for release in the first quarter of 2018 priced at £109.99.



ETCHED CRESTS FOR GWR HST

Hornby's GWR HST power cars (Cat No. R3510) will be released with etched metal lettering for optional fitting after purchase. The self-adhesive letters have been designed to fit over the printed versions to add a finishing touch.



JUNIOR LINE VIDEO

Hornby is creating a new video to support the launch of its battery powered Junior range and showcase all the features of this new range of products. Check it out at www.hornby.com during August.



COMING UP IN...

THE ENGINE SHED

■ Keep up with the latest from the Hornby development team in the fortnightly online Engine Shed blog. The next blogs will be live on August 10 - the 60th Engine Shed - featuring the first announcements for 2018 followed by a second blog on August 25 with more news from Hornby. Visit www.hornby.com to read the latest blogs.

8 NEW LAYOUTS REVEALED!

THE GREAT ELECTRIC TRAIN SHOW

A S THIS ISSUE GOES ON sale there are just eight weeks to go until the annual *Hornby Magazine* sponsored Great Electric Train Show takes place on the weekend of October 7/8 at the British Motor Museum in Warwickshire. Advance tickets are on sale now offering a discount over on-the-day prices - see page 144 for prices.

Eight new layouts have been announced this month for the show consisting of this issue's cover layout, Billingham - see



Low Hill O Gauge Group's Wick End will be attending this year's show.



Coventry MRC's Anderby Creek will be one of several pre-nationalisation layouts at the show.

GREAT ELECTRIC TRAIN SHOW 2017 LAYOUTS

LAYOUT	PERIOD	SCALE	FEATURED
Anderby Creek	Eastern/1930s	'OO'	Coming soon
Ashdan Junction	Western/1970s	'OO'	HM121
Bere Banks	Western/1970s	'OO'	HM110
Billingham	Eastern/1960s	'OO'	HM123
Chilcompton	S&DJR/1950s	'OO'	HM8
Dydley	Western/1940s	'N'	HM117
Elmfield	Western/1950s	'N'	HM122
Gold Lane	Midland/1990s	'OO'	Coming soon
Kilve	Western/1950s	'OO'	HM113
Kingsbury	Western/1930s	'O'	HM114
Leicester (Belgrave Road)	Eastern/1950s	'OO'	HM121
Much Murkle	Western/1930s	'OO'	HM61
Porth Eithin	Western/1950s	'OO'	HM116
Rannoch	Scottish/2000s	'OO'	HM112
Seven Ash	Western/1970s	'OO'	Coming soon
Tedburn St Mary	Western/1930s	'OO'	HM97
Twelve Trees Junction	Southern/1960s	'OO'	HM97
Wick End	Scottish/1970s	'O'	Coming soon

pages 18-25 - together with Dave Westwood's Elmfield in 'N' gauge (HM122), Redditch MRC's 'OO' Somerset and Dorset Railway model of Chilcompton (HM8) and Darren Berry's Western Region branch line Kilve in 'OO' (HM113). In addition, future *Hornby Magazine* feature layouts consisting of Steve Pike's Western Region 'OO' depot Seven Ash, Peter Griffiths' extended 'OO' 1990s period layout Gold Lane, Low Hill O Gauge Group's Wick End modelling the 1970s in 'O' gauge and Coventry MRC's 'OO' gauge LNER seaside terminus Anderby Creek are confirmed too. The final layouts for the show will be revealed next issue.

This group of new joins the 10 previously revealed layouts

for the show (see panel) which include Leicester (Belgrave Road) from HM121, Kingsbury from HM114 and the return of *Hornby Magazine*'s Twelve Trees Junction.

Four demonstrations are confirmed for the event with Alan Buttler's 3D laser scanning stand as well as the 82G Loco Clinic for rolling stock construction, Mick Bonwick for weathering and David Wright for building construction techniques.

Trade stand spaces are full with a list of 30 booked to attend the event including a welcome return to the Great Electric Train Show for Hornby Hobbies. A full list of attending trade stands can be found at www.greatelectrictainshow.com together with venue location, discount advance ticket sales and more.

Steve Pike's Seven Ash is amongst the latest announcements for the 2017 Great Electric Train Show.



Heljan shows Class 07 decoration samples



Heljan has revealed the first decorated samples of its new 'OO' gauge model of the BR Class 07 diesel shunter.

Heljan's 'OO' gauge model will feature an 8-pin DCC decoder socket and be available in eight versions plus a ninth as an exclusive limited edition for Hatton's together with original and air brake fitted locomotives.



Original condition locomotives consist of D2985 in BR green with 'wasp stripes' (Cat No. 2900), D2990 in BR green with 'wasp stripes' (2901), D2992 in BR blue with 'wasp stripes' (2903) and 07010 in BR blue with 'wasp stripes' (2904). Air brake fitted models cover 2993 in BR blue with 'wasp stripes' (2910), 07005 in BR blue with 'wasp stripes' (2911), 07001

in Peakstone yellow (2912), and 07003 in British Industrial Sand white (2913). The Hatton's limited edition version models 07001 with airbrakes in Harry Needle Railroad Company colours (2930).

Prices are set at £139.00 per locomotive with release anticipated in the fourth quarter of 2017.

● Visit www.heljan.dk for more information.

Magiclip coupling family

M&M Models and Dorset Kits has released two further versions of its MagClic couplings for 'O' gauge rolling stock consisting of a pair of swing couplings, which allow hands-free coupling of locomotives to rolling stock, and a pair of adapter

couplings which can be added to three-link wagon couplings to offer magnetic operation. The adapter couplings are priced at £5 per pair and the swing couplings at £8 per pair.

● For full details and videos visit www.modelrailwaywagons.co.uk



COMPETITION

WIN HORNBYS CLASS 50 SPECIAL EDITION!

HORNBY MAGAZINE'S latest exclusive competition with Hornby offers a superb prize of the manufacturer's special edition Class 50 to mark the 50th anniversary of the English Electric designed Type 4s (Cat No. R3571 - see Reviews, p68-69). It is finished as D400, the first of the class of 50 locomotives, in original BR blue and even has the same headcode as the locomotive carried when it was released from works in 1967. The model is DCC ready with an 8-pin socket and features working

WORTH £170



directional lighting. All you have to do to enter the competition is answer the following simple question by September 25 2017. Even if you don't win, the Class 50 special edition is available from Hornby retailers now.

● Visit www.hornby.com for more information.

How many Class 50s were built? a. 50 b. 60 c. 70

HOW TO ENTER

For your chance to win, simply send your name, address and telephone number to: 'Hornby Magazine Class 50 Competition', Key Publishing, PO Box 100, Stamford, Lincolnshire PE9 1XQ. Or, visit www.hornbymagazine.com and fill in the entry form or e-mail the same information to

competitions@keypublishing.com with 'Hornby Magazine Class 50 Competition' in the subject field. The closing date for entries is September 25 2017 at 12:00 GMT and winners will be notified no later than October 1 2017. There is no cash prize alternative and the Editor's decision is final.

On occasions Key Publishing and Hornby Hobbies may make offers on products or services that we believe to be of interest to our customers. If you do not wish to receive this information please state NO INFORMATION clearly on your entry. No purchase necessary.

CONGRATULATIONS TO THE WINNERS OF HORNBYS MAGAZINE'S COMPETITIONS:

HM118 - Pair of Hornby Twin Track Sound Railroad Class 20s: James Allen from Bishops Stortford.

HM119 - A Hornby 'K1' 2-6-0 and a rake of 12 21 ton hoppers: John Cherry from Chatham.

HM120 - Hornby TTS 'Castle' and five BR maroon Collett carriages: A Cleaver from Radford Semele.

HM120 - Hatton's GWR '14XX' 0-4-2T and Bachmann autococh: J Woodward from Highbridge.

NEWS IN BRIEF

■ Rapido Trains has announced its movement into 1:76 scale (4mm:1ft) bus models with a scanning event for a Birmingham City Transport (BCT) Guy Arab IV double decker at the Transport Museum in Wythall on July 16. Rapido's specification calls for plastic and metal construction, full interior detail, steerable front wheels with rubber tyres, flush glazing, accurate paint finish and route/destination options. Prices start from £39.95 and release is expected in summer/autumn 2018.

● www.rapidouk.com

■ Huddersfield Railway Modellers Club celebrates its 50th anniversary next month with a special open day on Saturday September 9 at its club rooms in Milnsbridge, West Yorkshire. It has 50 active members, a large area for layout construction and operation, a digital audio visual lounge and a library. The club's 50th annual exhibition is also planned for October 28/29 at Holmfirth Civic Hall.

● huddersfieldrailwaymodellers.weebly.com

■ Dart Castings has added a 1:76 scale vintage tram crew to its range of Monty's Models cast metal figures. Supplied unpainted, the two figures (Cat No. MSV67) represent a motorman and conductor. Priced at £3.20 per pack, they are available now.

● www.dartcastings.com

■ Lumsdale Model Club is a new society for the Matlock district in Derbyshire and is currently seeking new members and suitable premises to meet. The club is holding an open day at St Giles Church, Church Street, Starkholmes, Matlock on September 23/24.


● Call 07733 386194

■ Hatton's has commissioned a pair of limited edition 'O' gauge disc headcode Class 20s from Heljan to mark 60 years since the English Electric Type 1s entered traffic with BR in 1957. The two models will be based on Heljan's 2010-released disc headcode version of the Class 20 in a choice of BR Railfreight 'red stripe' and BR blue liveries. Priced at £599 per locomotive only 100 of each are being made for release at the end of 2017.

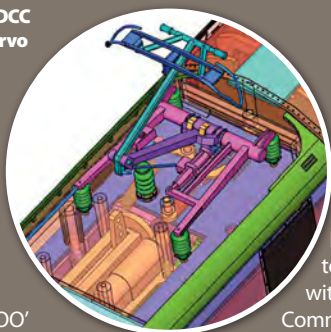
● www.hattons.co.uk

Bachmann reveals NEW FEATURES for 'OO' and 'N' gauge

Bachmann has revealed the completed CAD drawings for its new 'OO' gauge Class 90. This is the Freightliner version.



Circle: The Class 90 is to be the first British outline model to feature a DCC operated pantograph. A servo motor will be built into the chassis to facilitate raising and lowering of the arm at the touch of a button.



locomotive to be fitted with a Digital Command Control (DCC)

operated pantograph consisting of a servo motor built into the chassis which will raise and lower the arm as required.

The Class 90 will also have a removable roof panel for access to the 21-pin decoder socket together with a second removable panel within that for access to switches to control lighting manually. The Class 90 is set to enter the toolroom next.

The long awaited 'OO' gauge BR Mk 2F carriages made their debut as fully operational samples at the media day where Bachmann showcased the inbuilt DCC capabilities for the DCC fitted versions of the vehicles. This includes working tail lamps with a choice of battery operated flashing lamp or permanent oil lamp with the option for DCC control, function operated interior lighting with the ability to turn the guard's compartment lights on independently, cab lighting for the Driving Brake Second Open (DBSO) together with directional head and tail lights.


The built-in decoder system

has six functions and will accept four-digit addressing. Vehicles can be programmed individually or in rakes through the multi-function arrangement of the decoder and what each function operates. All the lighting features will operate on analogue, but only the tail lamp can be controlled manually – all other lights will be permanently illuminated on analogue. Work has also now started on the 'N' gauge Mk 2F carriages.


Bachmann's new chassis project for the Worsdell J72 0-6-0T has now been confirmed as a full re-tool which will see a brand new model of the North Eastern Railway tank engine produced for 'OO' gauge.



The Graham Farish 'N' gauge SECR 'C' 0-6-0 is now ready to move onto the tooling stage. It will feature a coreless motor and a sound ready tender with a Next18 decoder socket.



Right: The LNER 'J72' 0-6-0T has been confirmed as a complete re-tool by Bachmann. This is the latest CAD drawing for the early BR period version.



Below: CAD drawing work is approaching the closing stages for the Ransomes and Rapier 45ton steam crane in 'OO' gauge.



Above: The new 'N' gauge TEA bogie tanker has progressed through the CAD drawing stage and is ready for tooling to start.



The new model will cater for North Eastern Railway, London North Eastern Railway and early and late BR period locomotives including different chimneys, cab window guards, smokebox darts, buffer styles and more. It will also be equipped with a Next18 decoder socket and a glowing firebox which, under DCC control, will replicate the draw on the fire from the exhaust.

The London Brighton & South Coast Railway (LBSCR) 'Atlantic' project has been delayed by a revision to the tooling to correct the rear driving wheel splasher profile, meaning that Bachmann now expects this model to arrive in the first quarter of 2018.

For 'N' gauge Bachmann showcased the latest sample of its Class 40 with DCC sound on board. This model will feature 28 sound functions including cold and warm start options, horns, braking, speed lock – to allow the speed to be maintained and the engine sound adjusted on the throttle to simulate changes in engine sound without speed changes – and, a first for British outline 'N' gauge, independent operation of the taillights. The latter means that the locomotive can be coupled up to a train with head and taillights illuminated, and once coupled up the taillights can be extinguished via the decoder.

During the media event, Bachmann also showcased the current CAD drawings for its SECR 'C' 0-6-0 and 100ton TEA tanker for 'N' gauge together with new drawings for its in-development 'OO' gauge models covering the 75ton Ransomes and Rapier steam crane and Speedfreight BA container. Also revealed were the final drawings for the Cromwell tank which will be available as a load for the Bachmann 'OO' gauge 'Warflat' wagon. This will be produced in plastic and will feature magnets inside to hold it in place on the 'Warflat' deck.

● Visit www.bachmann.co.uk for more information.



The first engineering samples of Bachmann's new Mk 2F stock showcased the vehicle's lighting features, all of which can be controlled using built in DCC decoder boards.

EFE rebrand and revival



BACHMANN will be launching a new packaging design for its Exclusive First Editions (EFE) 1:76 ('OO') scale range of road vehicles following acquisition of the brand, tooling and stock in October 2016.

The new packaging style will incorporate a 1960s era map of the Hinckley area to support the brand's new Leicestershire base together with a change to the background colour of the EFE logo.

Bachmann has confirmed its strategy for the business which will consist of releasing one new die-cast bus model per month whilst also examining revisions of existing tooling and considering new tool products for the future.

The initial wave of releases covers a Bristol VRT II in British Rail Engineering and Training vehicle livery (Cat No. E38119), a Ribble maroon Leyland Atlantean with Metro-Cammell body (E16540) and a twin pack of London Transport Leyland Titans to commemorate the 1983 Aldenham Works open day (E99938).

● Visit www.bachmann.co.uk for more information.



'OO' GAUGE BR MK 2F CARRIAGES



IN THE WORKS

Bachmann products in pictures

'N' GAUGE 'BIRDCAGE' FIRST SAMPLES



Bachmann has received the first full samples of its new Graham Farish 'N' gauge 'Birdcage' carriages to offer a three-car set.

A side profile of the 'N' gauge 'Birdcage' Brake Third engineering sample.



63FT CARFLAT SAMPLES FOR 'OO'



Above: First samples of the new 'OO' 63ft Carflats encompass detail differences between vehicles including B1 and B4 bogies. This version is fitted with B1 bogies.

Below: In profile, the sample shows the underframe trusses and brake fittings.





These are the first engineering samples of the new 'OO' gauge BR Mk 2F carriages including the First Open (FO), Restaurant First Open (RFO), Brake Second Open (BSO), Tourist Second Open (TSO) and Driving Brake Second Open (DBSO). All feature working lighting functions including optional working tail lamps - both oil and battery types.



Side profile of the Mk 2F Brake Second Open for 'OO'.

Each Mk 2 will come with a choice of oil or battery powered tail lamps which can be fitted after purchase. On board circuits will allow correct lighting configuration for the two lamp types.



'OO' GAUGE 'BIRDCAGE' DECORATED SAMPLES

Southern Railway lined green 'Birdcage' Brake Third 3446 shows the detail finish of the livery to be applied to these new 'OO' gauge carriages.

The South Eastern & Chatham Railway fully lined dark lake livery is applied with digital and tampo printing on the new 'Birdcage' stock for greater accuracy.



A close-up of the guard's compartment on the SECR 'Birdcage' Brake Third for 'OO'.

DECORATED 'OO' FREIGHTLINER FLATS



Left: The eagerly awaited Freightliner flats have debuted in fully decorated condition with Bachmann. This is an FGA outer vehicle twin pack (Cat No. 38-625) loaded with Freightliner liveried 20ft containers.

Right: Centre vehicles are being sold separately to allow accurate five-car sets to be formed. This is the FFA (38-628) loaded with Freightliner 30ft containers.



'OO' POT STOWAGE VANS



Decorated samples of the POT Stowage vans have been received covering BR blue and grey and later Royal Mail liveries. This is the BR blue and grey version (39-755) suitable for the late 1960s and 1970s era.

TEAK EFFECT 'OO' THOMPSONS STEP FORWARD



Bachmann has received samples of the faux teak steel panelled Thompson carriages which have a highly detailed version of the fake wood effects applied to the real vehicles. This is the Corridor Brake Third (34-460).

This sample of Thompson Corridor Third shows the panelling and wood grain effects (34-385).

GAUGEMASTER.com

The Online Home of The Engine Shed



DCC CONTROL

DIGITAL CONTROL SYSTEMS



DCC01 Prodigy Express System £169.95



DCC02 Prodigy Advanced2 System £299.95

DCC04 Prodigy Advanced2 Wireless System £479.95

DECODERS

DCC18 OMNI Next18 Decoder	£19.95
DCC22 CLASSIC 2 Function Micro	£26.95
DCC23 CLASSIC 6 Pin Plug-in Decoder	£26.95
DCC26 Compact 8 Pin Decoder w/Harness	£15.95
DCC27 OMNI 21 & 8 Pin Decoder	£19.95
DCC28 OMNI 6 Pin Decoder with Harness	£22.95
DCC29 OMNI Direct Plug Decoder	£20.95
BPDC27 OMNI 21 & 8 Pin Decoder (5)	£89.95
BPDC28 OMNI 6 Pin with Harness (5)	£99.95
BPDC29 OMNI Direct Plug Decoder (5)	£94.95
DCC30 Accessory Decoder 4 Accessories	£64.95

DCC ACCESSORIES

DCC11 Prodigy Extension Plate	£42.95
DCC13 Prodigy Adv2 Wireless Walkaround	£189.95
DCC14 Prodigy Adv2 Backlit Walkaround	£139.95
DCC15 "Decoder Doctor" Decoder Tester	£89.95
DCC40 Auto Reverse Module	£44.95
DCC49 Prodigy DCC Booster Unit 8 Amp	£199.95
DCC50 Prodigy Wireless Conversion Set	£269.95
DCC55 Prodigy Wired Computer Interface	£64.95
DCC60 Spare plug for Prodigy	£3.95
DCC61 Medium NEM 652 Socket (5)	£3.95
DCC62 Prodigy Universal Lead (2m)	£5.95
DCC63 Prodigy Adv Power Supply Unit	£27.95
DCC64 Prodigy Power Pack Lead	£7.25
DCC65 Prodigy Express Power Supply Unit	£27.95
DCC66 Controller Caddy	£6.95
DCC70 Prodigy Decoder Tester	£10.50
DCC72 8 to 21 Pin Adaptor	£4.75
DCC77 Prodigy Walkaround Adaptor	£9.95

DCC AUTOFROG



DCC80 DCC Autofrog £5.95

BPDC80 DCC Autofrog (3) £14.95

The DCC80 Autofrog is a simple switch that automatically changes the frog polarity on your DCC layout. In most situations, the use of electrofrog points is recommended on digital layouts to ensure reliability but this can make extra switching more complicated than it needs to be. Visit our website for more information on this innovative solution. Thousands sold so far!



ANALOGUE CONTROL

MAINS POWERED CONTROLLERS



GMC-EM1 N Electro Magnetic Uncoupler £9.95

GMC-EM2 Coupling Adaptor Fret (20) £4.95

GMC-TLU OO Tension Lock Uncoupler £10.95

POINT MOTOR ACCESSORIES

GMC-COMBI Single Track Controller £42.95

GMC-100M Single Track £89.95

GMC-100MD Single Track O Scale £89.95

GMC-101LGB Single Track G Scale £104.95

GMC-101LGBSF Single Track G Scale Fan £179.95

GMC-P Single Track Simulation £99.95

GMC-PO Single Track Simulation O Scale £109.95



GMC-D Twin Track £99.95

GMC-DO Twin Track O Scale £179.95

GMC-DS Twin Track Simulation £179.95

GMC-TS Three Track Simulation £179.95



GMC-Q Four Track £189.95

PANEL MOUNT CONTROLLERS



GMC-100 Single Track £37.95

GMC-100-O Single Track O Scale £47.95

GMC-100LGB Single Track G Scale £57.95

GMC-U Single Track Simulation £47.95

GMC-UF Single Track Feedback £62.95

GMC-UO Single Track Simulation O Scale £57.95

GMC-UO Twin Track £57.95

GMC-UDF Twin Track Feedback £62.95

GMC-UDS Twin Track Simulation £72.95

GMC-UTS Three Track Controller Sim. £82.95

GMC-UQ Four Track £87.95

HANDHELD CONTROLLERS

GMC-W Single Track £39.95

GMC-HH Single Track Feedback £39.95

GMC-WS Single Track Simulation £59.95

MAINS POWERED TRANSFORMERS

GMC-M1 Output 2 x 16v AC £49.95

GMC-M1DC Output 2 x 12v DC £54.95

GMC-M2 Output 1 x 18v AC (2.5a) £54.95

GMC-M3 Output 1 x 24v AC (1.25a) £54.95

GMC-M4 Output 2 x 12v AC (1.25a) £54.95

WALL MOUNTED TRANSFORMERS

GMC-WM1 Output 1 x 16v AC or 12v DC £20.95

GMC-WM2 Output 1 x 9v DC (0.6a) £15.95

GMC-WM3 Kato Unitrack UK Power Supply £15.95

GMC-WM4 Output 12v DC (Regulated) £15.95

OPEN TRANSFORMERS

GMC-T1 Output 2 x 16v AC (1a) £27.95

GMC-T2 Output 1 x 18v AC (2.5a) £27.95

GMC-T3 Output 1 x 24v AC (1.25a) £27.95

GMC-T4 Output 2 x 12v AC (1a) £27.95

MODULES

GMC-SS1 Super Shuttle Unit £34.95

GMC-SS1LGB Super Shuttle Unit G Scale £44.95

GMC-SS2 Station Stop Unit £39.95

POINT CONTROL

MAINS POWERED POINT CONTROL SYSTEM

GMC-PCU1 Point Control Unit £114.95

GMC-PCU2 Slave Unit for PCU1 £54.95

CAPACITOR DISCHARGE UNITS



GMC-CDU Capacitor Discharge Unit £13.95

UNCOUPLERS

GMC-EM1 N Electro Magnetic Uncoupler £9.95

GMC-EM2 Coupling Adaptor Fret (20) £4.95

GMC-TLU OO Tension Lock Uncoupler £10.95

POINT MOTOR ACCESSORIES

GMC-PM50 Connection Boxes (3) £3.95

GMC-PM51 Tripled Point Motor Wire 10m £7.95

GMC-PM52 Point Motor Accessory Pack £2.95

GMC-PM53 Harnesses for PM100 (2) £3.95

GMC12 Hole Saw & Arbor for Motor Fitting £3.50

POINT MOTORS



GMC-PM1 SEEP Motor with Built-In Switch £5.75

GMC-PM2 SEEP Motor No Switch £5.25

GMC-PM3 SEEP Motor Latching Mechanism £6.50

GMC-PM10 Solenoid Point Motor £6.95

GMC-BPM10 Solenoid Point Motor (5) £29.95

Designed with easy installation in mind, this motor features a built-in reversible mounting plate (with adjustment slots and holes), robust, plated metalwork and fireproof PCBs for longer life. The magnetic coils are high efficiency for reliable operation. Also has easy to use "solder-free" screw terminals. Includes mounting screws and a throw-bar extension.



GMC-PM100 Digital Solenoid Point Motor £18.95

All the features of the PM10 but with an inbuilt DCC decoder to make wiring even easier.



GMC-PM20 Surface Mount Point Motor £9.95

GMC-BPM20 Surface Mnt Point Motor(5) £44.95

Designed with easy installation in mind, PM20 is placed parallel to your point-work and operates equally well orientated either way. PM20 works well with all popular modelling scales, and with the leading brands of track in the UK. The magnetic coils are high-efficiency for reliable operation. PM20 also has a plug-in harness that is very easy to use. Mounting screws are included.



PM20D Digital Surface Mount Point Motor £22.95

All the features of the PM20 but with an inbuilt DCC decoder to make wiring even easier.



TRACK

ELECTRONIC HIGH FREQUENCY TRACK CLEANERS FOR DCC (ANALOGUE) USE ONLY

GMC-HF1 Single Track Unit £39.95

GMC-HF2 Double Track Unit £49.95

AXLE-HUNG TRACK CLEANING PADS

GM37 OO/HO Track Cleaning Pads (3) £5.95

GM39 N Track Cleaning Pads (3) £5.95

TRACK TESTER

GM52 Multi Scale Track Tester £4.95

OO SCALE FLEXIBLE TRACK

GM90 900mm N/Silver Bk Flexi Track (100) £315

GM93 900mm N/Silver Bk Flexi Track (24) £79.95

GM94 900mm N/Silver Bk Flexi Track (24) £79.95

GM97 900mm N/Silver Bk Flexi Track (100) £315

GM19 Code 100 (OO) Rail Joiners (24) £2.95

OO SCALE TRACK ACCESSORIES

GM45 OO/HO Re-Railer £5.50

GM54 OO Buffer Stop £1.95

BPGM54 OO Buffer Stop (5 Pack) £8.75



GM55 OO Lt Buffer Stop £7.25

GM56 OO Buffer Stop Lights (Pack of 2) £9.95

GM13 Pair of Leads (Joiners/Bare Wire) £4.95

GM66 Hornby Type Track Pins 10mm £2.75

GM67 Extra Long Track Pins 15mm £2.75

N SCALE FLEXIBLE TRACK

GM96 900mm N/Silver Bk Flexi Track (24) £64.95

GM18 Code 80 (N) Rail Joiners (24) £2.95

N SCALE TRACK ACCESSORIES

GM46 N Re-Railer £2.95

GM53 N Scale Buffer Stop £4.95

BPGM53 N Scale Buffer Stop (Pack of 5) £22.50

GM57 N Lt Buffer Stop on Track £9.25

GM58 N Buffer Stop Lights (Pack of 2) £9.95

GM17 Pair of Leads (N Joiner/Bare Wire) £4.95

OO GREY BALLASTED UNDERLAY SYSTEM



GM114 OO/HO Granite Ballast (500g) £3.75

GM117 OO/HO Granite Ballast (200g) £2.65

GM200 Flexible Ballasted Underlay (5m) £23.95

GM204 Point & Crossing Ballasting Kit £8.25

OO BROWN BALLASTED UNDERLAY SYSTEM

GM111 OO/HO Brown Ballast (500g) £3.75

GM120 Flexible Ballasted Underlay (5m) £23.95

GM214 Point & Crossing Ballasting Kit £8.25

N GREY BALLASTED UNDERLAY SYSTEM

GM115 N Granite Ballast (500g) £3.75

GM118 N Granite Ballast (200g) £2.65

GM201 N Flexible Ballasted Underlay (5m) £23.95

GM205 N Point & Crossing Ballasting Kit £8.25

N BROWN BALLASTED UNDERLAY SYSTEM

GM113 N Brown Ballast (500g) £3.75

GM211 N Flexible Ballasted Underlay (5m) £23.95

GM215 Point & Crossing Ballasting Kit £8.25

OO SCALE CORK TRACKBED SYSTEM



GM251 3mm Cork Trackbed 4.5 x 50cm (6) £9.25

GM252 3mm Cork Plates 15 x 50cm (2) £4.75

GM240 For RH Sectional Points (2) £4.50

GM241 For LH Sectional Points (2) £4.50

GM244 For RH Sectional Curved Points (2) £4.50

GM245 For LH Sectional Curved Points (2) £4.50

GM247 For Y Sectional Points (2) £4.50

N SCALE CORK TRACKBED SYSTEM

GM231 2mm Cork Trackbed 2.8 x 50cm (6) £9.25

GM232 2mm Cork Plates 15 x 50cm (2) £4.75

GM225 For RH Sectional Points (2) £4.25

GM226 For LH Sectional Points (2) £4.25

SCENICS



GM194 Scenic Starter Pack £24.95

GENERAL SCENIC MODELLING PRODUCTS

GM100 Mod Roc (2.75m) £4.75

GM119 Fine Plaster of Paris (1kg) £3.95

GM130 1/16 Cork Sheet 3' x 2' (60 x 90cm) £7.75

GM131 1/8 Cork Sheet 3' x 2' (60 x 90cm) £11.75

GM167 Balsa Bundle 50 x 76 x 229mm £2.95

GM168 Balsa Bundle 75 x 150 x 450mm £11.95

GRASS & GRAVEL MATS



GM20 Spring Grass Mat 100cm x 75cm £7.95

GM21 Summer Grass Mat 100cm x 75cm £7.95

GM22 Autumn Grass Mat 100cm x 75cm £7.95

GM23 Gravel Mat 100cm x 75cm £5.95

GM38 Spring Grass Mat 240cm x 120cm £34.95

MEADOW MATS

GM140 Meadow Mat - Spring 6mm Grass £9.75

GM141 Meadow Mat - Meadow 6mm Grass £9.75

GM142 Meadow Mat - Spring 12mm Grass £12.75

GM143 Meadow Mat-Meadow 12mm Grass £12.75

GM147 Meadow Mat - Beige 6mm Grass £9.75

GM148 Meadow Mat - Beige 12mm Grass £12.75

STATIC GRASS SYSTEM



GM196 Static Grass Starter Set £9.95

GM193 Puffer Bottle £4.95

GM169 Static Grass Glue (250ml) £6.95

GM170 Spring Grass Flock (30g) £3.45

GM171 Summer Grass Flock (30g) £3.45

GM172 Moorland Grass Flock (30g) £3.45

GM173 Meadow Grass Flock (30g) £3.45

GM174 Woodland Floor Grass Flock (30g) £3.65

BUDGET SCATTERS

GM181 Meadow Scatter (50g) £1.95



STRUCTURES

GM407 Fordhampton Carriage Platforms £9.95
GM408 Fordhampton Village Store or Pub £17.95
GM409 Fordhampton Pub/Bistro £19.95



GM410 Fordhampton Doctors Surgery £15.95



GM411 Fordhampton Farmhouse/Cottage £15.95



GM412 Fordhampton Gasometer £19.95
GM413 Fordhampton Nurseries £19.95
GM414 Fordhampton Bridge £12.95

KESTREL DESIGNS

N GAUGE PLASTIC KITS

GMKD01 House £4.75
GMKD02 Shop £4.75
GMKD03 Bungalow £4.00
GMKD04 Church with Porch £6.50
GMKD05 House/Shop Unit with Glazing £7.25
GMKD06 Two Shop Unit with Glazing £7.25
GMKD07 Four House Unit £7.25
GMKD08 Country Station £9.50
GMKD09 Station Buildings £9.75
GMKD10 Island Platform with Flat Canopy £9.00
GMKD11 Flat Canopy £6.50
GMKD12 Small Signal Box £7.00
GMKD13B Farm Rail Fencing Brown £3.50
GMKD13W Farm Rail Fencing White £3.50
GMKD14 Telegraph Poles £3.50
GMKD15 Windows Doors & Gutters £4.75
GMKD16 Platforms (2) £3.25
GMKD17 Platform Ramps (2) £2.75
GMKD18 Station Yard Huts £3.75
GMKD19 Weighbridge & Office £4.75
GMKD20 Coal Office £3.75
GMKD21 Level Crossing/Keepers Cottage £6.50
GMKD22 Four Greenhouses £3.50
GMKD23 Two Domestic Garages £3.50
GMKD24 Water Tower £4.25
GMKD25 Corner Shop £5.00
GMKD26 Corner Pub £5.00
GMKD27 Three Storey Townhouse £6.50
GMKD28 Three Storey Town Shop £6.50
GMKD29 Modern Station £8.75
GMKD30 Modern Station Waiting Room £6.25
GMKD31 Station Masters House £7.00
GMKD32 Pair Pre War Semi Det. Houses £8.00
GMKD33 Boilerhouse & Chimney £7.00
GMKD34 Stable Block £4.25
GMKD35 Cow Shed £4.00
GMKD36 Barn £6.50
GMKD37 Farm House £8.25
GMKD38 Steel Footbridge £8.25
GMKD39 Modern Industrial Unit £6.50
GMKD40 Modern Fire Station £8.00
GMKD41 Platforms Wide (2) £3.75
GMKD42 Platform Ramps Wide (2) £3.25
GMKD43 Goods Shed £6.50
GMKD1000 Town Station £17.95
GMKD1001 Old Factory with Chimney £20.95

N GAUGE LASER CUT KITS

The same as the ultra detailed OO equivalents (GM451/GM452/GM453) - pack sizes vary from the 4mm versions though

GMKD51 Wooden Fencing £5.75
GMKD52 Lattice Fencing £5.75
GMKD53 Garden Sheds (2) £6.00

N GAUGE VALUE KIT SETS

GMKD2000 Station Set £15.95
GMKD2001 Town Set £13.95
GMKD2002 Suburban Set £15.95
GMKD2003 Farm Set £17.95

LIGHTING

OO SCALE LAMPS & LIGHTING

Fine detail scale lamps with prototype post extensions and light control PCBs

GM801 Barley Twist Gas Lamp Soft Black (3) £13.95
GM802 B/Twist Gas Lamp BR/SR Green (3) £13.95
GM803 B/Twist Gas Lamp LMS Maroon (3) £13.95
GM804 B/Twist Gas Lamp GWR Stone (3) £13.95
GM805 B/Twist Gas Lamp Grey Undercoat (3) £13.95
GM806 Taper Post Gas Lamp Soft Black (3) £13.95
GM807 Taper Post Gas Lamp BR/SR Gm (3) £13.95
GM808 T/Post Gas Lamps LMS Maroon (3) £13.95
GM809 T/Post Gas Lamps GWR Stone (3) £13.95
GM810 T/Post Gas Lamp Grey Undercoat (3) £13.95
GM811 Taper Post Oil Lamp Soft Black (3) £13.95
GM812 Taper Post Oil Lamp BR/SR Green (3) £13.95
GM813 Taper Post Oil Lamp LMS Maroon (3) £13.95
GM814 Taper Post Oil Lamp GWR Stone (3) £13.95
GM815 T/Post Oil Lamp Grey Undercoat (3) £13.95
GM816 Swan Neck Lamp Soft Black (3) £13.95
GM817 Swan Neck Lamp BR/SR Green (3) £13.95
GM818 Swan Neck Lamp LMS Maroon (3) £13.95
GM819 Swan Neck Lamp GWR Stone (3) £13.95
GM820 W/Mounted Swan Neck Black (2) £13.95
GM821 W/Mounted Swan Neck SR/BR Gm (2) £13.95
GM822 W/Mounted Swan Neck LMS Mm (2) £13.95
GM823 W/Mounted Swan Neck GWR Stone (2) £13.95
GM824 W/Mounted Gas Lamp Soft Black (2) £13.95
GM825 W/Mounted Gas Lamp BR/SR Green (2) £13.95
GM826 W/Mounted Gas Lamp LMS Maroon (2) £13.95
GM827 W/Mounted Gas Lamp Undercoat (2) £13.95
GM828 W/Mounted Gas Lamp GWR Stone (2) £13.95
GM829 Modern Sgl Head Adjustable Lamp (4) £15.95
GM830 Modern Oil Head Adjustable Lamp (3) £13.95

OO SCALE VALUE PACKS LAMPS & LIGHTING

Typically 6 x lamps, plus two matching wall lamps with prototype post extensions as well as 6 prototype white LEDs for building interiors and all required light control PCBs.

GM851 Barley Twist Gas Lamp Soft Black £32.95
GM852 B/Twist Gas Lamp SR/BR Green £32.95
GM853 B/Twist Gas Lamp LMS Maroon £32.95
GM854 B/Twist Gas Lamp GWR Stone £32.95
GM855 B/Twist Gas Lamp Grey Undercoat £32.95
GM856 Taper Post Gas Lamp Soft Black £32.95
GM857 Taper Post Gas Lamp BR/SR Green £32.95
GM858 Taper Post Gas Lamp LMS Maroon £32.95
GM859 Taper Post Gas Lamp GWR Stone £32.95
GM860 Taper Post Gas Lamp Undercoat £32.95
GM861 Taper Post Oil Lamp Soft Black £32.95
GM862 Taper Post Oil Lamp SR/BR Green £32.95
GM863 Taper Post Oil Lamp LMS Maroon £32.95
GM864 Taper Post Oil Lamp GWR Stone £32.95
GM865 Taper Post Oil Lamp Grey Undercoat £32.95
GM866 Swan Neck Lamp Soft Black £32.95
GM867 Swan Neck Lamp SR/BR Green £32.95
GM868 Swan Neck Lamp LMS Maroon £32.95
GM869 Swan Neck Lamp GWR Stone £32.95
GM870 Modern Sgl Head Adjustable Height £32.95
GM880 Modern Oil Head Adjustable Height £19.95

LIGHTING ACCESSORIES

GM895 Light Control PCB - LED/Lamp (2) £6.95
GM896 Light Control PCB - LED/Lamp (5) £12.95
GM897 Mini Light Control PCB - LED (10) £4.95
GM898 Mini Light Control PCB - Lamp (10) £4.95
GM899 Spare Bulbs for Lamps (5) £4.95

TOOLS

MODEL RAILWAY MAINTENANCE

GM50 OO/HO Locomotive Wheel Cleaner £39.95
GM47 N Gauge Wheel Cleaner £34.95
GM51 Spare Pads for GM50 £17.95
GM49 Spare Pads for GM47 £17.95
GM59 N Scale Wheel Cleaner £15.95

RAZOR SAWS

GM671 4 in 1 Saw Set £19.95
GM672 Razor Saw Supreme £11.95
GM673 Razor Saw Fine £11.95
GM675 Razor Saw Medium £11.95
GM676 Aluminum Micro Box £16.95
GM677 Fine Woodcraft Saw £11.95
GM678 Flush Cutting Saw £15.95
GM679 Universal Razor Saw £12.95

SOLDERING STATION

GM661 Complete Soldering Station £29.95
GM662 Spare Tip £2.95

TRACK RUBBERS

GM26 Track Rubber £32.25
GM27 Jumbo Track Rubber £5.95

CUTTING MATS

GM599 A6 Size £2.95
GM600 A2 Size £15.95
GM601 A3 Size £10.95
GM602 A4 Size £5.95
GM603 A5 Size £3.95

GENERAL MODELLING TOOLS

GM604 Round Nose Pliers £6.95
GM605 Flat Nose Pliers £6.95
GM606 Side Cutters £6.95
GM607 Half Round Pliers £6.95
GM608 Bent Nose Pliers £6.95
GM609 S/Steel Tweezers (4) £10.95
GM610 Double Ended Pin Vice £3.95
GM611 Sawset 1 w/ Scalpel Handle £5.50
GM613 Trim-away Knife £5.95
GM614 Stainless Steel Scalpel & Blades £1.95
GM615 Plastic Scalpel & Blades £1.95
GM616 Disposable Knife Set (3) £6.95
GM617 Pick-Up Tool £4.25
GM618 Magnifier Tweezers £4.25

SWITCHES

GM501 Slide Switch DPDT £1.70
GM502 Slide Switch DPDT (C/Off) £1.70
GM503 Toggle Switch SPST £2.35
GM504 Toggle Switch DPST £2.65
GM505 Mini-Toggle DPDT (C/Off) £3.15
GM506 Mini-Toggle SPST £2.75
GM507 Mini-Toggle SPST £2.45
GM508 Mini-Toggle SPST £2.45
GM509 Mini-Toggle SPDT (C/Off) £2.45
GM510 Mini-Toggle for Point Motors £2.70
GM511 Mini-Toggle for G Point Motors £2.70
GM512 Push to Break Black (5) £2.85
GM513 Push to Make Black (5) £2.85
GM514 Push to Make Blue (5) £2.85
GM515 Push to Make Green (5) £2.85
GM516 Push to Make Red (5) £2.85
GM517 Push to Make White (5) £2.85
GM518 Push to Make Yellow (5) £2.85
GM519 Rotary Switch 1 Pole 12 Way £2.85
GM520 Rotary Switch 2 Pole 6 Way £3.75
GM521 Rotary Switch 3 Pole 4 Way £3.75
GM522 Rotary Switch 4 Pole 3 Way £3.75
BPM501 Slide Switch DPDT (25) £12.95
BPM502 Slide Switch DPDT (C/Off) (25) £12.95
BPM503 Toggle Switch SPST (25) £34.95
BPM504 Toggle Switch DPDT (25) £42.95
BPM505 Mini-Toggle DPDT (C/Off) (25) £44.95
BPM506 Mini-Toggle SPST (25) £42.95
BPM507 Mini-Toggle SPST (25) £34.95
BPM508 Mini-Toggle SPST (25) £34.95
BPM509 Mini-Toggle SPDT (C/Off) (25) £44.95
BPM510 Mini-Toggle for Point Motors (25) £44.95
BPM511 Push to Make Black (25) £9.95
BPM512 Push to Make Blue (25) £9.95
BPM513 Push to Make Green (25) £9.95
BPM514 Push to Make Red (25) £9.95
BPM515 Push to Make White (25) £9.95
BPM516 Push to Make Yellow (25) £9.95

WIRE

GM09RB Twinned Wire Red/Black (10m) £5.95
GM10 Wire Red/Black/Green (10m of each) £5.95
GM11BK Wire Black 7 x 0.2mm (10m) £2.15
GM11BL Wire Blue 7 x 0.2mm (10m) £2.15
GM11BN Wire Brown 7 x 0.2mm (10m) £2.15
GM11GN Wire Green 7 x 0.2mm (10m) £2.15
GM11GR Wire Grey 7 x 0.2mm (10m) £2.15
GM11IO Wire Orange 7 x 0.2mm (10m) £2.15
GM11IP Wire Pink 7 x 0.2mm (10m) £2.15
GM11PP Wire Purple 7 x 0.2mm (10m) £2.15
GM11R Wire Red 7 x 0.2mm (10m) £2.15
GM11W Wire White 7 x 0.2mm (10m) £2.15
GM11Y Wire Yellow 7 x 0.2mm (10m) £2.15
BPM11BK Black Wire 7 x 0.2mm (100m) £7.95
BPM11BL Blue Wire 7 x 0.2mm (100m) £7.95
BPM11BN Brown Wire 7 x 0.2mm (100m) £7.95
BPM11GN Green Wire 7 x 0.2mm (100m) £7.95
BPM11GR Grey Wire 7 x 0.2mm (100m) £7.95
BPM11IO Orange Wire 7 x 0.2mm (100m) £7.95
BPM11IP Pink Wire 7 x 0.2mm (100m) £7.95
BPM11R Red Wire 7 x 0.2mm (100m) £7.95
BPM11W White Wire 7 x 0.2mm (100m) £7.95
BPM11Y Yellow Wire 7 x 0.2mm (100m) £7.95

GENERAL ELECTRICAL ACCESSORIES

GM12 Pair Connecting Leads (Pin/Bare Wire) £4.95
GM14 Crimped Pin Terminals (6) £2.85
GM15 Ring Terminals (6) £1.95
GM16 Pair Connecting Leads (Pin/Pin) £4.95
GM28 Crocodile Clips Red/Black Pair £1.75
GM29 Knob for Rotary Switches & Pots £2.85
GM40 1.5a Rectifier £4.95
GM41 Thermal Cut-Out 1 Amp £3.95
GM42 Thermal Cut-Out 2.5 Amp £3.95
GM74 1a Diodes for PCU/SS1 (20) £2.45
GM75 PS55-Way Din Plug/Socket £1.95
GM77 12-Way Poly Terminal Block £1.95
GM79 2.1mm Socket for WM1 Transformer £1.95
GM89 Pack of 5 Amp Fuses (5) £2.75

MAGNETS

GM66 Small Magnets (10) £5.50
GM67 Medium Magnets (10) £5.75
GM68 Large Magnets (10) £6.00
GM88 3v Bulbs (10) & Capacitors (5) £5.95
GM99 Pack of Reeds & 5 Magnets £13.95

UNIVERSAL RELAY SWITCH

GM500 Universal Relay Switch £5.50
BPM500 Universal Relay Switch (3) £14.50
GM500D Universal Relay Switch (DCC Friendly) £5.75

SOLDERING IRONS & BITS

GM680 15W 230V Soldering Iron £16.95
GM681 25W 230V Soldering Iron £17.95
GM682 40W 230V Soldering Iron £19.95
GM685 15W No.6 Tip £3.95
GM686 15W No.8 Tip £3.95
GM687 25W No.6 Tip £3.95
GM688 25W No.7 Tip £3.95
GM689 25W No.8 Tip £3.95
GM690 40W No.6 Tip £3.95
GM691 40W No.7 Tip £3.95
GM692 40W No.8 Tip £3.95

SOLDERING ACCESSORIES

GM01 Low Melt Solder 70 degrees (20g) £4.45
GM02 Solder 180 degrees (20g) £4.45
GM03 White Metal Flux £6.25
GM04 Brass Flux £6.25
GM05 Non Acid Safety Flux £6.50
GM06 Solder Wire 145 Degrees £4.95
GM09 Desoldering Pump £3.95

ELECTRICS

GM356 2016 NEW ITEMS BROCHURE

Free from your local dealer or direct from us.

GAUGEMASTER Limited Edition News

GM356 2016 NEW ITEMS BROCHURE

Free from your local dealer or direct from us.

Gaugemaster Limited Edition News

GM356 2016 NEW ITEMS BROCHURE

Free from your local dealer or direct from us.

Gaugemaster Limited Edition News

GM356 2016 NEW ITEMS BROCHURE

Free from your local dealer or direct from us.

Gaugemaster Limited Edition News

GM356 2016 NEW ITEMS BROCHURE

Free from your local dealer or direct from us.

Gaugemaster Limited Edition News

GM356 2016 NEW ITEMS BROCHURE

Free from your local dealer or direct from us.

Gaugemaster Limited Edition News

GM356 2016 NEW ITEMS BROCHURE

Free from your local dealer or direct from us.

Gaugemaster Limited Edition News

GM356 2016 NEW ITEMS BROCHURE

Free from your local dealer or direct from us.

Gaugemaster Limited Edition News

GM356 2016 NEW ITEMS BROCHURE

Free from your local dealer or direct from us.

Gaugemaster Limited Edition News

GM356 2016 NEW ITEMS BROCHURE

Free from your local dealer or direct from us.

Gaugemaster Limited Edition News

GM356 2016 NEW ITEMS BROCHURE

Free from your local dealer or direct from us.

Gaugemaster Limited Edition News

GM356 2016 NEW ITEMS BROCHURE

Free from your local dealer or direct from us.

Gaugemaster Limited Edition News

GM356 2016 NEW ITEMS BROCHURE

Free from your local dealer or direct from us.

Gaugemaster Limited Edition News

GM356 2016 NEW ITEMS BROCHURE

Free from your local dealer or direct from us.

Gaugemaster Limited Edition News

GM356 2016 NEW ITEMS BROCHURE

Free from your local dealer or direct from us.

Gaugemaster Limited Edition News

GM356 2016 NEW ITEMS BROCHURE

Free from your local dealer or direct from us.

Gaugemaster Limited Edition News

GM356 2016 NEW ITEMS BROCHURE

Free from your local dealer or direct from us.

Gaugemaster Limited Edition News

GM356 2016 NEW ITEMS BROCHURE

Free from your local dealer or direct from us.

Gaugemaster Limited Edition News

GM356 2016 NEW ITEMS BROCHURE

Free from your local dealer or direct from us.

Gaugemaster Limited Edition News

GM356 2016 NEW ITEMS BROCHURE

Free from your local dealer or direct from us.

Gaugemaster Limited Edition News

GM356 2016 NEW ITEMS BROCHURE

Free from your local dealer or direct from us.

Gaugemaster Limited Edition News

GM356 2016 NEW ITEMS BROCHURE

Free from your local dealer or direct from us.

Gaugemaster Limited Edition News

GM356 2016 NEW ITEMS BROCHURE

Free from your local dealer or direct from us.

GAUGEMASTER Limited Edition News

GM356 2016 NEW ITEMS BROCHURE

Free from your local dealer or direct from us.

GAUGEMASTER Limited Edition News

GM356 2016 NEW ITEMS BROCHURE

Free from your local dealer or direct from us.

GAUGEMASTER Limited Edition News

GM356 2016 NEW ITEMS BROCHURE

Free from your local dealer or direct from us.

GAUGEMASTER Limited Edition News

GM356 2016 NEW ITEMS BROCHURE

Free from your local dealer or direct from us.

GAUGEMASTER Limited Edition News

GM356 2016 NEW ITEMS BROCHURE

Free from your local dealer or direct from us.

GAUGEMASTER Limited Edition News

GM356 2016 NEW ITEMS BROCHURE

Free from your local dealer or direct from us.

GAUGEMASTER Limited Edition News

GM356 2016 NEW ITEMS BROCHURE

Free from your local dealer or direct from us.

GAUGEMASTER Limited Edition News

GM356 2016 NEW ITEMS BROCHURE

Free from your local dealer or direct from us.

GAUGEMASTER Limited Edition News

GM356 2016 NEW ITEMS BROCHURE

Free from your local dealer or direct from us.

GAUGEMASTER Limited Edition News

GM356 2016 NEW ITEMS BROCHURE

Free from your local dealer or direct from us.

GAUGEMASTER Limited Edition News

GM356 2016 NEW ITEMS BROCHURE

Free from your local dealer or direct from us.

GAUGEMASTER Limited Edition News

GM356 2016 NEW ITEMS BROCHURE

Free from your local dealer or direct from us.

GAUGEMASTER Limited Edition News

GM356 2016 NEW ITEMS BROCHURE

Free from your local dealer or direct from us.

GAUGEMASTER Limited Edition News

GM356 2016 NEW ITEMS BROCHURE

Free from your local dealer or direct from us.

GAUGEMASTER Limited Edition News

GM356 2016 NEW ITEMS BROCHURE

Free from your local dealer or direct from us.

GAUGEMASTER Limited Edition News

GM356 2016 NEW ITEMS BROCHURE

Free from your local dealer or direct from us.

GAUGEMASTER Limited Edition News

GM356 2016 NEW ITEMS BROCHURE

Free from your local dealer or direct from us.

GAUGEMASTER Limited Edition News

</

Billingham

BILL STEPHENSON describes Middlesbrough MRC's 'OO' gauge exhibition layout depicting Billingham station and its approaches from 1955 to 1963 – which is soon to be seen at the Hornby Magazine Great Electric Train Show in October.

PHOTOGRAPHY, MIKE WILD



'WD' 2-8-0
90445

clanks past the
distinctive signalbox
at Billingham with a
mixed rake of pipe
carrying wagons.



SCALE
'OO'SIZE
40ft x 11ftPERIOD
1955-1963CONTROL
ANALOGUE

BILLINGHAM was a small station on the line between Stockton and Newcastle using the route up the Durham coast via Hartlepool. Whilst this only provided a

limited passenger service, a wide range of freight trains passed through Billingham. Some of these were travelling to and from the Durham coalfields and other mineral extraction areas, whilst others were using the Haverton Hill branch line to access the shipyards, chemical plants and the coal fired power station on the north bank of the River Tees.

The layout is a representation of Billingham station and the immediate area in the period 1955 to 1963 prior to the station being moved to a new location further to the north of the town. The usual restrictions in length of baseboard meant there had to be a significant shortening of the actual track formation to get all the points of interest onto the layout.

However, in view of the short length of the station platforms it was found possible to model the section between the very prominent Davis Bridge and the level crossing, which included the station almost to scale. The section to the south represents the track on the embankment towards Norton while to the north we have a short section of the built-up area which included the junction to Haverton Hill.

The layout was planned by members of the Middlesbrough Model Railway Club during the early 1990s. Building commenced in its clubroom located »



at the Newport Settlement Centre in Middlesbrough. Work on the layout progressed quite quickly at first but interest waned and the layout was put to one side. Work recommenced in the early 2000s when several new members joined the club and were keen to develop their modelling skills and see the layout completed.

The layout, which measures 40ft x 11ft, is made up of 18 baseboards each 5ft x 3ft. The size alone made it difficult to work on, as it was only possible to erect a maximum of three boards at any one time in the clubroom. That's the outline of the layout, so before we continue with details of its construction, a journey down the line might be helpful.

On a warm summer's afternoon in the late 1950s, a tired looking 'WD' 2-8-0 moves slowly down the Durham coast line. Behind the locomotive is a long line of 16ton mineral wagons loaded with coal from the Durham coalfields destined for the Midlands. The train is heading through Hartlepool, Billingham and Stockton as it makes its way towards the East Coast Main Line at Northallerton.

Leaving Hartlepool, we join the train as it enters the outskirts of Billingham, passing under the Marsh House Avenue road bridge. Turning right towards Billingham station we pass a row of pigeon lofts (or crees as they are called



The row of pre-fabricated houses are highly detailed and each has a different finish to its garden.

in these parts) on the right-hand side. A row of empty bogie bolsters fills the siding on the left between us and the buildings of Pond House. In the distance beyond Pond House we can see a goods train standing on the branch line from Haverton Hill, waiting its turn to pass through Billingham Junction. Our train has clearance so we proceed through the junction and on to Billingham station.

As we leave the junction, the train

passes a row of prefabricated bungalows on the left. (These prefabricated bungalows were built just after the Second World War, and albeit heavily modernised they are still in use today). On the right-hand side, the terraced houses making up Cotswold Crescent fill the skyline. At this time of year, the gardens of both the prefabs and the terraced houses are a remarkable sight. Flowers and vegetables grow



LNER 'A3' 4-6-2
60035 Windsor

Lad speeds through
Billingham with an
express working formed
of Mk 1 stock.





Billingham's station buildings are fabulously detailed with period signage and aged brickwork.

in abundance, although one or two of the gardens are in need of attention.

We move steadily forward, passing over the level crossing with the usual traffic standing on both sides and enter the station. The tall signal cabin looms over us on our left whilst to our right we can see the Station Hotel. Along with a number of parked cars, a sports car towing a caravan is receiving attention from the AA. The station platforms are quiet this

time of day; however, the usual group of trainspotters are in their favourite spot at the end of the down platform. They give us a wave as we proceed past the goods and coal yard on the right.

Up ahead looms the impressive Davis Bridge, recently opened as part of a new bypass to take the A19 across the railway. As we pass under the bridge, the land falls away on both sides and we proceed along a high embankment

across the Billingham Beck valley.

Turning right towards Norton and Stockton, we end our part of the journey, leaving the train to continue on its way to join the East Coast Main Line.

CONSTRUCTION

Back to the layout. Baseboards are of all plywood construction. These are fitted with location dowels to ensure accurate track alignment when bolted together. Four of the boards within the scenic section are double level to allow the track to run along a substantial embankment. These boards had to be specially adapted to meet this requirement.

The track in the scenic section is C&L code 75 flexible track with Peco code 75 points and crossings, whereas the track in the storage yards is all Peco code 100. All points are operated by Tortoise slow action point motors located under the baseboards.

Once the track was laid and the wiring complete, the layout was extensively tested prior to any ballasting being carried out. Once we were satisfied that all problems had been identified and corrected, the ballasting commenced. Fine granite chippings were carefully positioned within the track area and along the shoulders. In a variation to the standard method of using dilute PVA, the club followed its normal »



procedure of using French polish to fix the ballast in place. This method allows damaged track to be easily removed by just adding methylated spirit to the affected area. The ballast can then be removed to allow track or points to be replaced. Once ballasted, the track sides and ballast were painted with suitable colours to fit in with the steam era.

The storage yard is made up of 14 tracks allowing the storage of 28 separate train formations. As one train leaves the yard to enter the scenic section the one behind it automatically moves up making space for its return.

The layout is wired for analogue control using eight KPC handheld controllers. These control both the scenic section and the automatic shuffle system in the storage yard. Three separate transformer

units provide power to the three control positions on the layout. Two of these panels control movement in and out of the storage yard and around the scenic section. The other acting as the signalbox sets the route and selects the colour coded controller for that route. Multi-pin D connectors are used to both connect boards together and transfer power from the control boxes.

ROLLING STOCK

All stock on the layout is owned by members of the model railway club. A typical sequence of trains passing through the station has been developed using records from the signalbox in the late 1950s. Members were then invited to provide one or more trains for use on the layout based on the list. Sadly

the number of members supplying stock has fallen over the years and we now rely on just three members to provide the complete layout stock.

The train formations are mainly freight with a small number of passenger trains, both suburban and express depending upon their destination. The type of freight trains depended upon their source and destination, from the humble pick-up goods to the raw materials and specialised products being transported to and from the various industries on Teesside. We have endeavoured to cover as wide a range as possible. The Darlington depot engineer's train (including crane) together with a ballast train also feature.

The locomotives that were seen at Billingham were predominately freight engines but various 'Pacifics' and other »





This scratchbuilt cottage is modelled on the real structure flanked by the railway on both sides.



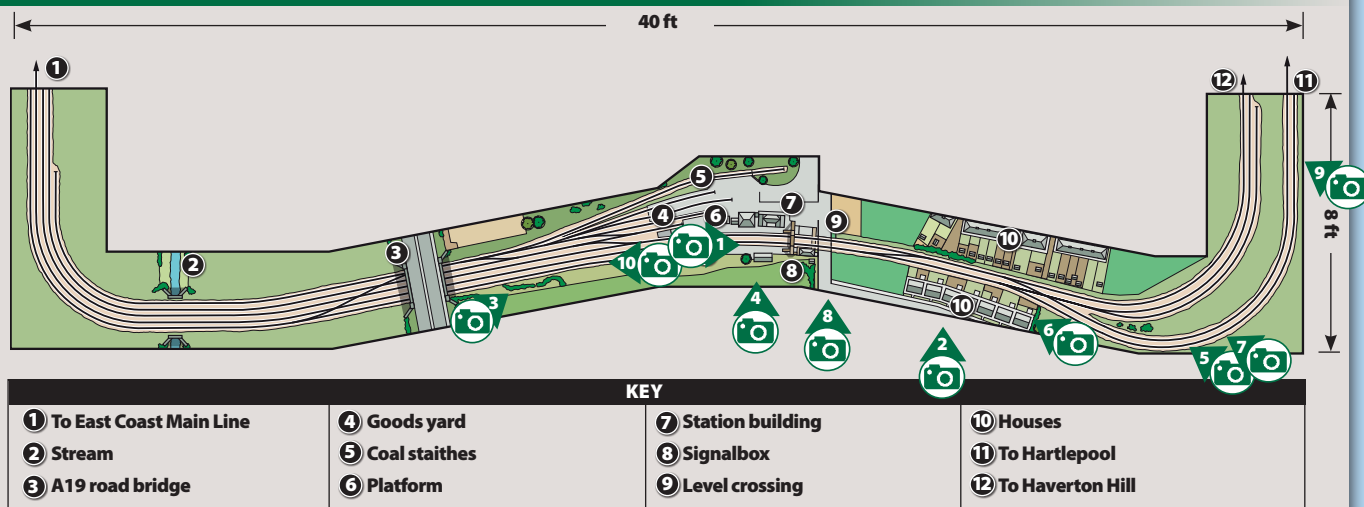
Garden detailing is outstanding on all of the houses with each having a unique finish.



A Thompson 'B1' 4-6-0 leads a block working of dolomite containers through the junction at Billingham.



BILLINGHAM TRACK DIAGRAM (Not to scale)



mixed traffic locomotives along with the early diesels could also be spotted. Therefore, with some research and the availability of many photographs the selection made has included a good mixture of types, including 4-6-2 tender and tank locomotives, 4-4-0s, 'Moguls', the aforementioned 'WD' 2-8-0s, 2-6-2s, a Diesel Multiple Unit and Type 2-4 diesels. These are a mixture of off-the-shelf models (some modified) and kits.

BUILDINGS AND SCENERY

Almost all the buildings on the layout are scratchbuilt using a mix of materials from timber to the modern plastic construction materials now available. Exceptions to this are a couple of the garden buildings, which are Wills/Ratio kits, and the Station Hotel. A detailed model based on the existing/original building was planned for the hotel. However, other projects and work have delayed its completion. While we waited, a Metcalfe Swan Inn kit has been heavily modified and extended using brick plasticard

and Wills roofing to build a reasonable representation of the hotel. All the other buildings are based on photographs and drawings of the original buildings on the site. Fortunately, although changed over the years, many still exist today.

A significant structure is the Davis Bridge located to the left of the station. This was built by one of our members using photographs of the original and current bridge, together with drawings supplied by the local authority.

No North Eastern layout would be complete without the obligatory row of pigeon lofts alongside the railway. These can be seen at the end of the layout as the line turns to enter the storage yard.

The scenerics wrap around both ends of the layout so that 10 of the 18 boards are fully scenic. A lot of this is rough grassland and undergrowth. Whilst some of this is purchased grass mat, it has all been modified and improved to produce variation. The scenic covering on the embankment and other rough areas were produced using over 7m

of hanging basket liner obtained from the local garden centre. Once glued down, the material can be plucked or teased out to give different surface effects. It is then enhanced with paint and Woodland Scenic materials.

Of particular interest to the viewing public are the gardens associated with the houses. In general, these have been depicted as neatly laid out with a variety of flowers and vegetables. One householder seems determined



to make his garden stand out from the rest - although some of the occupants have not maintained their gardens to the same standard as their neighbours.

Woodland Scenics material was used to produce flowers, plants and vegetables for the gardens. The various bushes and the hundreds of potato plants were all produced using thin multi-strand electrical wire. This was twisted to shape, painted and covered in scenic leaves or turf depending upon the desired effect.

Every board on the layout required fencing to be erected. The type and length varied depending upon its location. Most of this fencing was post and three-rail lineside fencing. This was constructed using metal components. Square brass tube cut to the appropriate length was used to form the posts. These were glued in place and nickel silver strips soldered on to produce the rails. Whilst expensive to produce, the quality and robustness of the fence makes it all worthwhile.

THE FUTURE

The layout has three more scheduled appearances over the next two years. We have been invited to exhibit it at the Great Electric Train Show on October 7/8 this year. It can then be seen (possibly for the last time in the North East) at our own Middlesbrough MRC exhibition in May 2018.

Finally we have been invited to



A BR '9F' 2-10-0 heads a rake of insulated containers on Conflat wagons as a Thompson 'L1' 2-6-4T takes charge of a parcels working on the branch.



exhibit it at Wigan in October 2018.

Unless we receive further invitations, a decision will be taken in 2019 about the future of the layout. One possibility under discussion is to shorten the layout, strip some (or all) of the scenic boards and rebuild it as an engine shed with a main line circuit for operational interest. The aim is to reduce the weight and workload involved in erecting what is a very large layout. Most of the current operational team

are all getting older and unfortunately the younger members all want to play with Digital Command Control or have little interest in the steam era.

Billingham has given us considerable enjoyment over the last ten years, and we have had the opportunity to exhibit it at several major shows across the country. We really appreciate all the positive comments about the layout made by the viewers at these shows and look forward to the upcoming shows. [Return](#)



With the Darlington breakdown train behind, Peppercorn 'K1' 2-6-0 62027 heads towards the station.



Not Everyone Likes It Dirty!

We know that some of you like to keep your models as clean as a whistle. What ever your preference, pristine or weathered, we can help you find that extra special model. Stocking thousands of products, TMC can cater for all of your modelling needs. Every model you see weathered below is also available pristine, subject to stock availability.



Hornby Battle of Britain
'615 Squadron' 34082 British Railways Real Coal & TMC Weathered
Was £259.99
NOW £238.49



R3115 Hornby West Country
34001 Exeter BR E/Emb Real Coal Glossed & Weathered by TMC
Was £194.99
NOW £174.95



35-052 Webb Coal Tank
Bachmann 58900 BR Black Real Coal Glossed & Weathered by TMC
Was £164.95
NOW £141.95



R3525 Hornby Battle of Britain
'Sir Archibald Sinclair' s21C159 British Railways Real Coal & TMC Weathered
Was £209.99
NOW £188.45



Oxford Rail Dean Goods
OR76DG001 2309 GWR Green Real Coal & Weathered by TMC
Was £157.95
NOW £141.75



31-187DS Jubilee 5588 'Kashmir'
Bachmann *DCC Sound* Real Coal Plates, Glossed & Weathered by TMC
Was £299.95
NOW £258.95



32-534DS Bachmann Class 55
Queens Own Highlander 55004 DCC Sound Plates Fitted, Deluxe Weathered
Was £299.95
NOW £259.95



31-661DS Class 47/3 Dutch Livery
Bachmann 47346 BR DCC Sound Plates & Parts Fitted 1 End Weathered by TMC
Was £294.95
NOW £253.95



32-753DS Class 57/0 Freightliner
Bachmann 57007 Freightliner Bond DCC Sound Plates, Parts TMC Weathered
Was £294.95
NOW £253.95

N Gauge



372-033DS Castle Class
Farish 5029 'Nunney Castle' GWR Pre-served DCC Sound TMC Weathered
Was £264.95
NOW £226.95



371-650A Class 57/3
Graham Farish 57306 'Jeff Tracy' Virgin Weathered by TMC
Was £159.95
NOW £136.25



371-171 Class 37/4
Graham Farish 37421 Colas Weathered by TMC
Was £156.95
NOW £133.75

CONTACT US

sales@tmc-direct.com
01947 899125

OPENING HOURS

Monday - Friday: 8am - 5pm
Saturday: 8am - 4pm
Sunday: By Appointment

VISIT US

The Model Centre
Hill Farm
Beck Hole
Whitby
North Yorks
YO22 5LF

STAY WITH US


HILL FARM
Holiday Cottages
www.stayhfc.co.uk
enquiries@stayhfc.co.uk
01947 899125 (option 3)

POSTAGE

All prices subject to
£4.95 P&P.
Next day delivery
available from £6.95
Highlands and islands subject to
surcharge and will be sent via Royal
Mail, size/weight restrictions apply.

PAYMENT

Cheques made payable to:
'The Model Centre'
Accepting all major credit &
debit cards, PayPal & WorldPay
All goods in stock or on order at time of going to
press, prices maybe subject to change
without notice. e & oe.

SPECIALISTS

Re-creating History with Every Model



DCC Fitting Service

TMC offer a comprehensive DCC & DCC Sound fitting service in any gauge. Our standard DCC fitting in OO and N Gauge starts at £25.00 including the price of the decoder. If you want to specify a specific decoder then this may affect the price. Our Sound fitting service for OO and N Gauge costs £140.00, we have a wide choice of suppliers for you to choose from, including LegomanBiffo, YouChoos, Howes, South West Digital, Digitrains and many more. Our expert technicians will fit the best speaker possible to suit the locomotive, and ensure all the settings are optimised to maximise realism for the locomotive. Including syncing the chuff rate to the wheel revolutions, and optimising the volume level.

The Finishing Touches

There is no doubt that weathering your models helps to create realism, but there is no limit as to how detailed you want to make your TMC custom finish models. We have many optional extras for you to choose from take a look at the list below:

Customisation options...

- Weathering - light, medium or heavy
- Custom deluxe weathering (matching a picture)
- Renaming & renumbering

- DCC & DCC sound fitting service
- Screw link couplings
- Shed code changes
- Crest Changes

- Gloss finish
- Cab crew
- Fire irons
- Real coal

- Cab tarpaulin
- Fit parts pack
- Lamps
- Tool carrier



Our Promise

We will not compromise on quality...

We are very proud of the superb finish we are able to achieve and want you to be completely happy with your models. Our aim is to attain factory finish on every occasion, something we have done since 1998.

Send us your standard models *Custom Finish Specialists*

To get your models customised by TMC contact us by phone or go to: www.themodelcentre.com/customisation-at-tmc

You can buy pristine or TMC customised models from our stock, or pre-order new releases at competitive prices. With any purchase from TMC you can enhance the model by choosing from the above customisation options.




32-859Z Bachmann 9F No. 92000 In Stock Now

Pristine - £169.95 | Standard weathering - £194.95 | Custom Deluxe weathering as pictured above (Includes: Parts Pack, Real Coal, Crew, Screw Link Coupling) - £239.95

www.themodelcentre.com

Now Accepting **PayPal**



*Terms & conditions can be found at www.themodelcentre.com/terms-and-conditions/

NEW LIFE FOR AN OLD 'PANNIER'

Thinking of building your first locomotive kit? On the grounds of cost, many beginners go for older models – but they can be difficult to assemble. **TIM SHACKLETON** looks at how you can bring elderly kits into line with present-day expectations and explains the potential pitfalls.



I'VE WATCHED A LOT OF PEOPLE TAKING their first steps in locomotive construction. A high proportion of them were using kits that were anything up to 40 years old, and this is where the problems start.

Most modern kits are incredibly user-friendly, but that's not always been the case. Even within the well-established ranges with which I grew up, there could be major differences in quality – some kits were basically fine, while others (even from the same manufacturer) could be a bit hit and miss. A few, alas, were so badly designed as to be almost unbuildable. Nevertheless, lots of people had a go at them and some are still trying, either because they got the kit cheap, or because it's been lying in a drawer for decades, or because they feel a modern product will be beyond them (quite the reverse is true, in fact).

Whatever the reason, the dice can be heavily loaded against you from the start. So, what makes a kit difficult? I can tell as soon as I open the box – and it has nothing to do with how


complicated the assembly sequence appears to be, or how many parts there are. Misshapen components, heavy mould part lines and lots of flash are the first danger signals – the design and manufacturing processes that were employed 30-odd years ago didn't automatically guarantee accuracy and precision.

Expectations were different, and accepted standards far lower than they are now. And so, you'd find parts didn't go together well, even when cleaned up, while dimensional accuracy could be debatable – this is something we perhaps lived with back then, but isn't acceptable nowadays. The chassis that came with these old-timers tended to be crude and oversimplified – as often as not a big lump of white metal or some screw-together brass stampings designed to take motors that have been out of production since the days of the Bay City Rollers.

Detailing, meanwhile, could be basic in the extreme, while handrail wire came in coils that were impossible to straighten. Instructions

would be terse, smudgy and single-spaced, assuming all kinds of prior knowledge on the part of the builder – and you can forget about detailed isometric drawings!

Is this the kind of kit you're hoping to build? You may have gotten it for buttons but my goodness, could you be making work for yourself! Many such kits, understandably, tend to end up back in their boxes, part-built. What I thought I might do here is to take precisely the kind of first-generation locomotive kit that many people will have stashed away in a cupboard and to see what we can do to bring it into line with expectations of what a 21st century model locomotive should look like. I chose a Wills Finecast '94XX' 0-6-0PT as I happened to have one and it's typical of the breed. Whether you enjoy this kind of wholesale upgrade is entirely down to personal preference but, for those who like a challenge, I thought I'd use this article to give you an idea of what's involved – and the potential old kits can hold. 



With the white metal body mounted on a decent chassis, the sheer power and bulk of these 55ton locomotives comes across well. The running gear, in my view, is one area where ready-to-run locomotives aren't always as good as they should be and this eye-level viewpoint suggests what improvements might be possible. The lamps and figures are from Alan Buttler, while the locomotive number was made up of individual characters using a Martin Finney GWR numberplate kit.

STEP BY STEP REVIVING OLD KITS

1

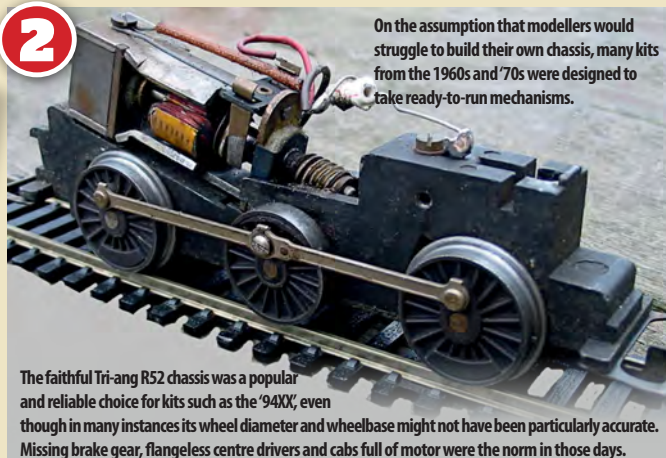
The Wills '94XX' has been continuously available since the early 1960s – nowadays it's produced by South Eastern Finecast, one of the few manufacturers from the early days who are still in business. My kit came part-built, as second-hand examples often do, and its previous owner had carefully soldered together the main components. If the bodysell hadn't been quite so tidy, dropping it in hot water would turn it back into a kit of parts. If a model's been assembled with glue, a soak in strong paint stripper such as Nitromors will have the same effect – just ensure you take the correct precautions when using chemicals like this.



2


On the assumption that modellers would struggle to build their own chassis, many kits from the 1960s and '70s were designed to take ready-to-run mechanisms.

The faithful Tri-ang R52 chassis was a popular and reliable choice for kits such as the '94XX', even though in many instances its wheel diameter and wheelbase might not have been particularly accurate. Missing brake gear, flangeless centre drivers and cabs full of motor were the norm in those days.



3

The first step along the remedial path was to file away the overscale rivets, fill in the bunker steps on the driver's side and generally clean up and smooth all the surfaces. As so often with these old kits, a touch of filler was necessary here and there – I like Squadron green putty as it sets very hard very quickly. At a pinch, you can rub down and continue after half an hour. I used a cyano gel adhesive throughout – with modern adhesives, there's no need to solder white metal or brass detail parts. A full etched kit, on the other hand, should be soldered together – this is a skill well worth acquiring.




4

Checking the measurements of the incomplete bodysell to ensure there's sufficient space for the scale-length chassis I planned to fit. Older kits were often designed around long-obsolete mechanisms and this could entail some severe dimensional compromises. Putting things right can involve major surgery so it's always best to check first what might be involved.




5

Don't automatically assume, simply because it's the same class of engine, that chassis A will fit bodysell B. The wheels could be too big for the splashers, for instance, or the motor won't fit in the firebox. In this instance, I'd got to quite an advanced stage of construction before I found that the front and rear footsteps needed a considerable amount of thinning down before they'd clear the coupling rods.




6

A coat of white primer from a Halford's spray can will reveal any number of unsuspected blemishes. The drill starts for the handrail stanchions are in the wrong place so they need attention. Instead of the white metal safety valve that came with the kit I've used a lost-wax brass one, source unknown (it could have been Springside), as the first step in the upgrading exercise.



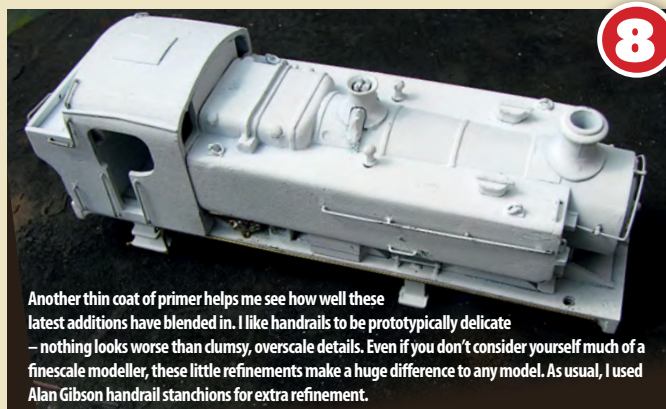
7

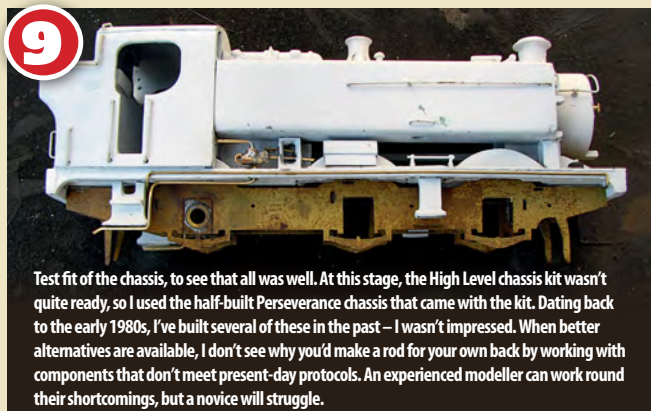
With the new handrails in place, more detail starts to go on, such as the injectors and associated pipework on either side of the firebox, carefully bent to shape from different thickness of the Alan Gibson wire that also furnished the vacuum and steam-heating pipes along the running plate. You may not get the shapes exactly right at first but it's quite fun to do and after two or three attempts you'll have what you wanted.




8

Another thin coat of primer helps me see how well these latest additions have blended in. I like handrails to be prototypically delicate – nothing looks worse than clumsy, overscale details. Even if you don't consider yourself much of a finescale modeller, these little refinements make a huge difference to any model. As usual, I used Alan Gibson handrail stanchions for extra refinement.

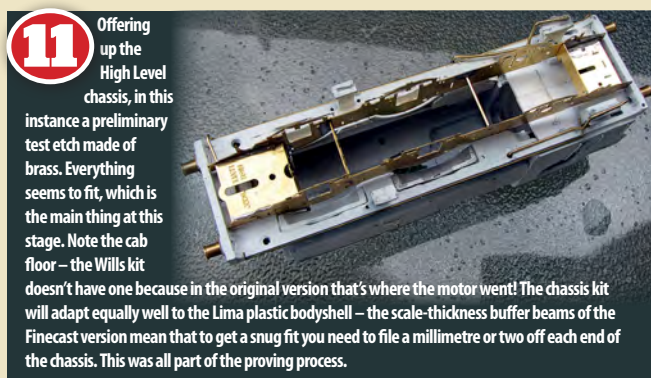




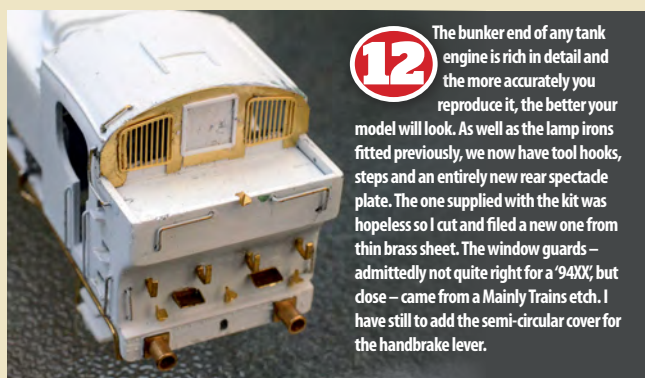
9 Test fit of the chassis, to see that all was well. At this stage, the High Level chassis kit wasn't quite ready, so I used the half-built Perseverance chassis that came with the kit. Dating back to the early 1980s, I've built several of these in the past – I wasn't impressed. When better alternatives are available, I don't see why you'd make a rod for your own back by working with components that don't meet present-day protocols. An experienced modeller can work round their shortcomings, but a novice will struggle.




10 All the time these little extra details are going on and making a surprising difference. Here I've added the correct Great Western-pattern lamp irons using Martin Finney etches, now available from Brassmasters. At one time, we were told to make these out of cut-down staples! All the details were superglued in place – I only turned to soldering for the chassis.




11 Offering up the High Level chassis, in this instance a preliminary test etch made of brass. Everything seems to fit, which is the main thing at this stage. Note the cab floor – the Wills kit doesn't have one because in the original version that's where the motor went! The chassis kit will adapt equally well to the Lima plastic bodyshell – the scale-thickness buffer beams of the Finecast version mean that to get a snug fit you need to file a millimetre or two off each end of the chassis. This was all part of the proving process.



12 The bunker end of any tank engine is rich in detail and the more accurately you reproduce it, the better your model will look. As well as the lamp irons fitted previously, we now have tool hooks, steps and an entirely new rear spectacle plate. The one supplied with the kit was hopeless so I cut and filed a new one from thin brass sheet. The window guards – admittedly not quite right for a '94XX', but close – came from a Mainly Trains etch. I have still to add the semi-circular cover for the handbrake lever.




13 More front-end detail, such as sandbox lids carved from styrene and the angled cover plate over the valve chests characteristic of the first 10 members of the class. Somewhere along the line we have acquired sprung buffers, which are by Alan Gibson.



14 I added the rivet detail with different patterns and spacings of Archer decals, which use tiny blobs of resin to represent the rivets. They're applied just like waterslide transfers and the knack is never to try and do more than an inch at a time.

Hawksworth '94XX' 0-6-0PT 9481 waits in the centre road at Bristol Temple Meads with a rake of vans as BR '3MT' 2-6-2T 82039 leaves with a local service on October 5 1959. Only the first ten members of the class – 9400-9409 – were true Great Western engines in the sense of having been built at Swindon while the GWR was still in existence and being delivered in plain green livery with the letters GWR on the tank sides. They had minor detail differences compared with the rest of the class, such as the sloping valve chest cover under the smokebox. Unlike other Western Region tank locomotives, none of the class was repainted by BR into green livery, lined or otherwise, and comparatively few carried the later pattern of BR emblem. Railphotoprints.co.uk




15



I made a simple interior to fit on to the cab floor using a white metal backhead casting from the Alan Gibson range (4M903). Various GWR types are available in the range – this is the correct pattern for a Belpaire firebox tank engine. Fitting cab doors and/or crew figures is a good way of hiding the lack of fine detail in this area. It wasn't until the 1980s that cab fittings became standard on kits and ready-to-run locomotives, and even then, there were many that lacked even a cab floor.

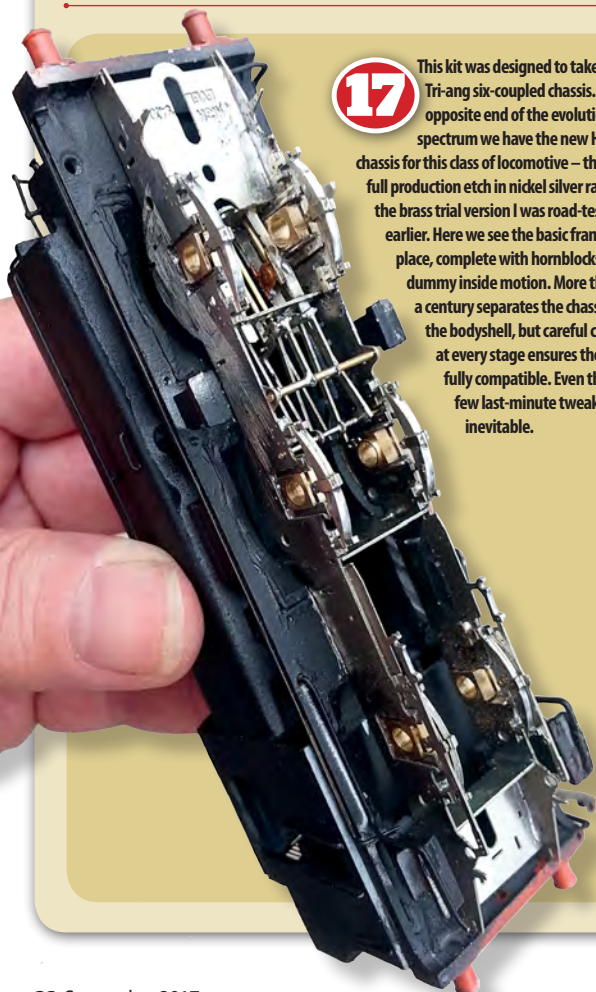
16

At this stage I felt sufficiently confident of how things were progressing to spray the body with Halford's satin black in aerosol form. For this kind of work spray cans can give just as good a coverage and finish as an expensive airbrush. I far prefer the ones made for the automotive industry – they seem smoother and easier to control than most 'hobby' aerosols.



17

This kit was designed to take a generic Tri-ang six-coupled chassis. At the opposite end of the evolutionary spectrum we have the new High Level chassis for this class of locomotive – this is the full production etch in nickel silver rather than the brass trial version I was road-testing earlier. Here we see the basic frames in place, complete with hornblocks and dummy inside motion. More than half a century separates the chassis from the bodysell, but careful checking at every stage ensures the two are fully compatible. Even then, a few last-minute tweaks will be inevitable.




18



Complete apart from the pick-ups (which I always put on last) we now have the unpainted High Level chassis in place and showing the level of detail that's now taken for granted. You don't need to go quite this far if you don't want to! Even without compensation, dummy inside motion, finescale wheels, fully adjustable brake gear and other refinements you'll still have a solid working chassis with the all-important correct profile.


19

Whatever the origins of a hand-built model – a thoroughbred etched kit or a mongrel such as this – a last little bit of fiddling and optimisation is always called for, especially when fitting the chassis to the body.



You'll also need to find a way of joining the two in perfect harmony. Here you can see the captive nuts for the chassis mounting bolts and the marks of some last-minute filing to gain clearance around the firebox area and steps.

20



Some prefer to build the chassis first, while others start with the bodywork. Either approach is legitimate, remembering it's a lot easier to modify the bodysell to fit the chassis than the other way around. My approach is to get the chassis well under way, put the basic bodywork together, see how it fits and then proceed accordingly.

21



The weathering of 9405 followed conventional lines – an initial airbrushed coat of Lifecolor acrylics followed by assorted fine washes from the AK Interactive range and finally some MIG powders. If you read this magazine regularly you'll know which colours I use.

22

White metal isn't good for reproducing crisp edges but it does an excellent job with big, heavy, rounded components such as boilers, bunkers and side tanks. Notice how small, delicate details offset the basic heft of this powerful shunting tank such as the sandbox operating rods and the lifting rings on top of the tanks. At the end of the day you shouldn't be able to tell whether a painted model is made of plastic, white metal, brass, resin or any other combination of materials.



USEFUL LINKS

Alan Gibson Workshop	www.alangibsonworkshop.com
Archer Decals	www.archertransfers.com
Brassmasters	www.brassmasters.co.uk
High Level Kits	www.highlevelkits.co.uk
South Eastern Finecast	www.sefinecast.co.uk

The Lima alternative



This, perhaps surprisingly, is a totally unmodified Lima body sitting on a High Level chassis designed with the ready-to-run model very much in mind. Dating back a good 40 years, Lima's '94XX' has largely been disregarded by modellers, mostly because of its poor chassis. In fact, the bodysell is surprisingly accurate and only needs a scale chassis and a bit of cosmetic titivation to produce

a highly acceptable result.

There's nothing here that cannot be improved by careful detailing work. In my view, the main shortcomings of the Lima model are a lack of cab interior, over-wide firebox, lack of lamp irons, poor bufferbeam detail, crude whistle, overscale handrail knobs, incorrect cab roof detail, lack of sandbox fillers and inappropriate details for the main production locomotives.

Only two '94XXs' survive in preservation, so close-up detail photographs such as these are invaluable in deciding what should go where. You don't have to incorporate everything you can see in these views, though I did my best! If you prefer printed sources, Vol 1 of Richard Derry's invaluable *Pannier Papers* from Irwell Press gives comprehensive visual coverage. Mike Wild.



GRADE-SEPARATED

JUNCTIONS ARE INTEGRAL to railway operations, enabling routes to combine or separate at strategic locations, but they can also be restrictive in terms of capacity. They take many forms from simple single lead junctions accessing branch lines to quite complicated affairs featuring multiple turnouts and crossings. While most are on the level, there are also dive-unders and flyovers – known more correctly as grade-separated junctions – which enable trains to operate at higher speeds through the junction and remove potentially conflicting movements.

This in turn improves capacity and reduces the risk of delays.

Grade-separated junctions are impressive affairs as they usually incorporate an elevated track formation together with a flyover or dive-under, carrying one or more lines over those below. Essentially the separating/merging lines rise or fall gradually to allow a higher speed to be maintained on all lines through the junction. Prototype examples include Weaver Junction on the West Coast Main Line, Cogload Junction in Somerset and the recent Hitchin flyover on the East Coast Main Line (ECML) in Hertfordshire.

Creating a grade-separated junction in model form is quite straightforward, although consideration should be given to the space you have available as this will have a direct bearing on how steep the incline becomes. In real-life this form of junction can be spread over several miles, so there will clearly be a few compromises, with the aim of capturing the essence of the prototype in the space available. In turn, bear in mind the capabilities of your motive power and rolling stock, otherwise excitement may soon turn to frustration if locomotives struggle or slip on the

**Stanier 'Duchess' 4-6-2 46236
City of Bradford threads under
the flyover at Birdwood –
carrying the Liverpool line
over that to Preston and
Carlisle – while heading the
'Royal Scot' towards London
on April 30 1960.**

R A Whitfield/Railphotoprints.co.uk.



JUNCTIONS

Junctions which eliminate conflicting movements are vital on the real railway. **MARK CHIVERS** presents a series of track plans showing how they can be arranged and modelled.


incline. The following track plans are based on 1-in-30 gradients – effectively 1in rise per 30in – but if you have more space available then that would be beneficial.

For this issue, we have included a selection of simplified junction schematics inspired by real-life locations which you can recreate in 'OO' gauge, together with two larger continuous loop plans, each of which has been created utilising Peco Streamline code 75 turnouts and flexible track. Code 100 products could also be used, together with sectional track pieces too. As always, they can be tweaked further to suit individual needs.

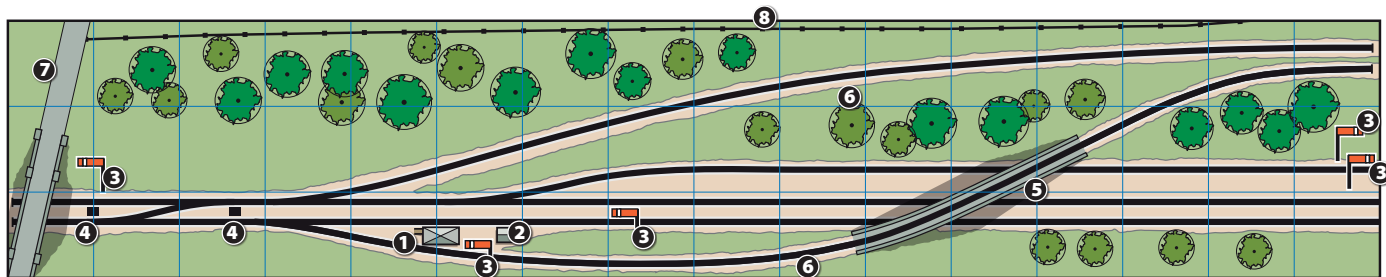


'Western' 1058
Western Nobleman
curves under the
flyover at Cogload at
the head of a London
Paddington-West
of England express
on May 15 1976.

Railphotoprints.co.uk



AYNHO 16ft x 3ft



WHAT WE USED

Product	Manufacturer	Cat No.	Quantity
Flexible track, yard length	Peco	SL-100F	22
Large radius right point	Peco	SL-E188	1
Large radius left point	Peco	SL-E189	2
Medium radius left point	Peco	SL-E196	2

KEY

- | | |
|-----------------|---------------|
| ① Signalbox | ⑤ Flyover |
| ② Hut | ⑥ Embankment |
| ③ Signal | ⑦ Farm bridge |
| ④ Ground signal | ⑧ Fence |

AYNHO JUNCTION on the Northamptonshire/Oxfordshire border is the point where the routes from London Marylebone via High Wycombe and Oxford/Reading-London Paddington converge. Located close to Banbury on the line to Leamington Spa and Birmingham, it features a distinctive flyover where the line from London Marylebone skews over the Oxford lines before descending the bank and continuing to King's Sutton and Banbury.

Whilst the Oxford lines are 'on the flat' in the centre of the plan, the Up and Down lines to/from the Bicester direction are inclined and set outside these. The flying junction here enables trains to/from London

Marylebone to operate at speed with minimal impact to the Oxford lines. A loop for freight services is provided on the Up line to Oxford.

Until the early 1990s, the junction was controlled by a signalbox which sat close to the junction between the two down lines.

In reality, the junction is on a gradual curve, while this plan adopts a straighter alignment, but nevertheless still captures the basics of the prototype, and could be further extended if additional space is available.

At 16ft x 3ft, the layout could be utilised as an end-to-end operation with storage yards at each end or incorporated into a larger continuous loop operation,

although the elevated lines will need to be accommodated accordingly. The plan utilises 22 lengths of Peco code 75 flexible track, three large radius and two medium radius points, while Hornby's Girder Bridge (Cat No. R657) or Peco's Girder Bridge Kit (LK-11) could be used to represent the flyover. Other scenic details include a farm bridge to the left of the scheme together with embankments, woodland and even the nearby canal could be represented.

In terms of operation, passenger services to and from London Marylebone would use the elevated section, while services to/from the South Coast and London

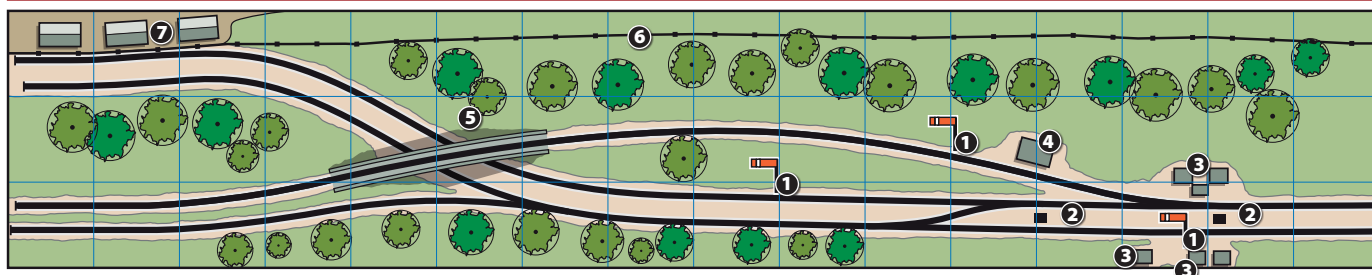
Paddington via Oxford would be routed through the lower lines that run beneath the flyover. A good mix of steam or diesel-hauled engines, freight and parcels trains could operate along both routes, with additional automotive, coal and military services via Oxford.

Today, the Marylebone route is primarily used by Chiltern Railways' Diesel Multiple Unit (DMU) and Class 68 locomotive-hauled passenger services, while the Oxford route sees a wider variety of operations including Cross Country and Great Western Railway passenger services, maritime container traffic, departmental services, military movements, automotive traffic, aggregates and more.

Rebuilt Bulleid 'Battle of Britain' 4-6-2 34090 Sir Eustace Missenden crosses Battledown flyover at Worting with a Weymouth-Waterloo working on May 30 1964.

Hugh Ballantyne/Railphotoprints.co.uk.



PLAN B


COGLOAD 16ft x 3ft

COGLOAD JUNCTION is east of Taunton, Somerset, where the 'Berks and Hants' route from Newbury combines with the Bristol and Exeter main line.

Both routes are formed of an Up and Down line with four lines feeding to and from the east, reducing to a pair from the west. The Down main line from Bristol forms the flying junction as it is elevated above the lines from Castle Cary by

means of a flyover. The line rises and falls either side of the bridge. In the opposite direction, the Up main line splits in two just before the flyover utilising a 'Y' turnout with one line continuing to Bristol and the other curving beneath the flyover on its route towards Westbury.

Measuring 16ft x 3ft, this scheme uses 17 lengths of Peco code 75 flexible track and just four large radius turnouts. Simple

in appearance, it would suit a continuous loop operation to provide plenty of movement. Consideration will be required for storage yard provision, as one of the lines is immediately elevated from the left of the plan.

Signalling could be kept simple too, with just three conventional signals and two ground signal required – the latter for the emergency crossover towards the

centre of the plan. Hornby's Girder Bridge (Cat No. R659) and Peco's Truss Girder Bridge kit (LK-11) could be used to represent the bridge.

Both routes would benefit from a wide range of steam or diesel hauled express and secondary passenger services, holiday traffic, engineers' ballast trains, aggregates, coal, fuel and china clay operations together with parcels and more to/from the West Country.

WHAT WE USED

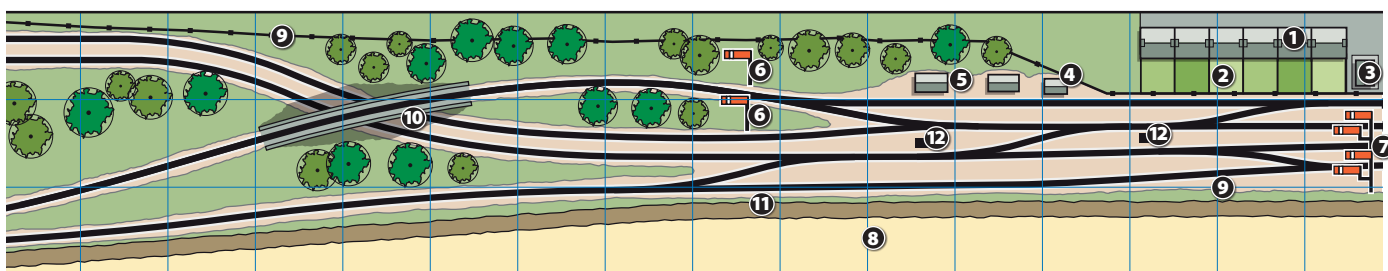
Product	Manufacturer	Cat No.	Quantity
Flexible track, yard length	Peco	SL-100F	17
Large radius right point	Peco	SL-E188	1
Large radius left point	Peco	SL-E189	2
Large radius 'Y' point	Peco	SL-E198	1

KEY

- ① Signal
- ② Ground signal
- ③ Equipment cabinets
- ④ Equipment building
- ⑤ Flyover
- ⑥ Fence
- ⑦ Farm buildings

PLAN C

WORTING 16ft x 3ft


WHAT WE USED

Product	Manufacturer	Cat No.	Quantity
Flexible track, yard length	Peco	SL-100F	21
Large radius right point	Peco	SL-E188	2
Large radius left point	Peco	SL-E189	4
Large radius 'Y' point	Peco	SL-E198	4

KEY

- ① Terrace cottages
- ② Gardens
- ③ Shed
- ④ Platelayers hut
- ⑤ Equipment buildings
- ⑥ Signal
- ⑦ Signal gantry
- ⑧ Fields
- ⑨ Fence
- ⑩ Flyover
- ⑪ Farm Track
- ⑫ Ground signal

WORTING JUNCTION is just to the west of Basingstoke in Hampshire where the routes to Bournemouth/Weymouth and Salisbury/Exeter split.

The junction comprises four tracks at the London end which divide for the South Coast and West of England respectively. At the country end, the Up line is elevated and forms the flying junction as it crosses the West of England Main Line. As the single line descends

the bank, a set of points enables it to continue on the Up main or be routed on to the Up slow line. From the West of England, the line passes beneath the flyover and continues along the Up main, where another set of points allow services to cross to the Up slow line, if required, for the approach to Basingstoke.

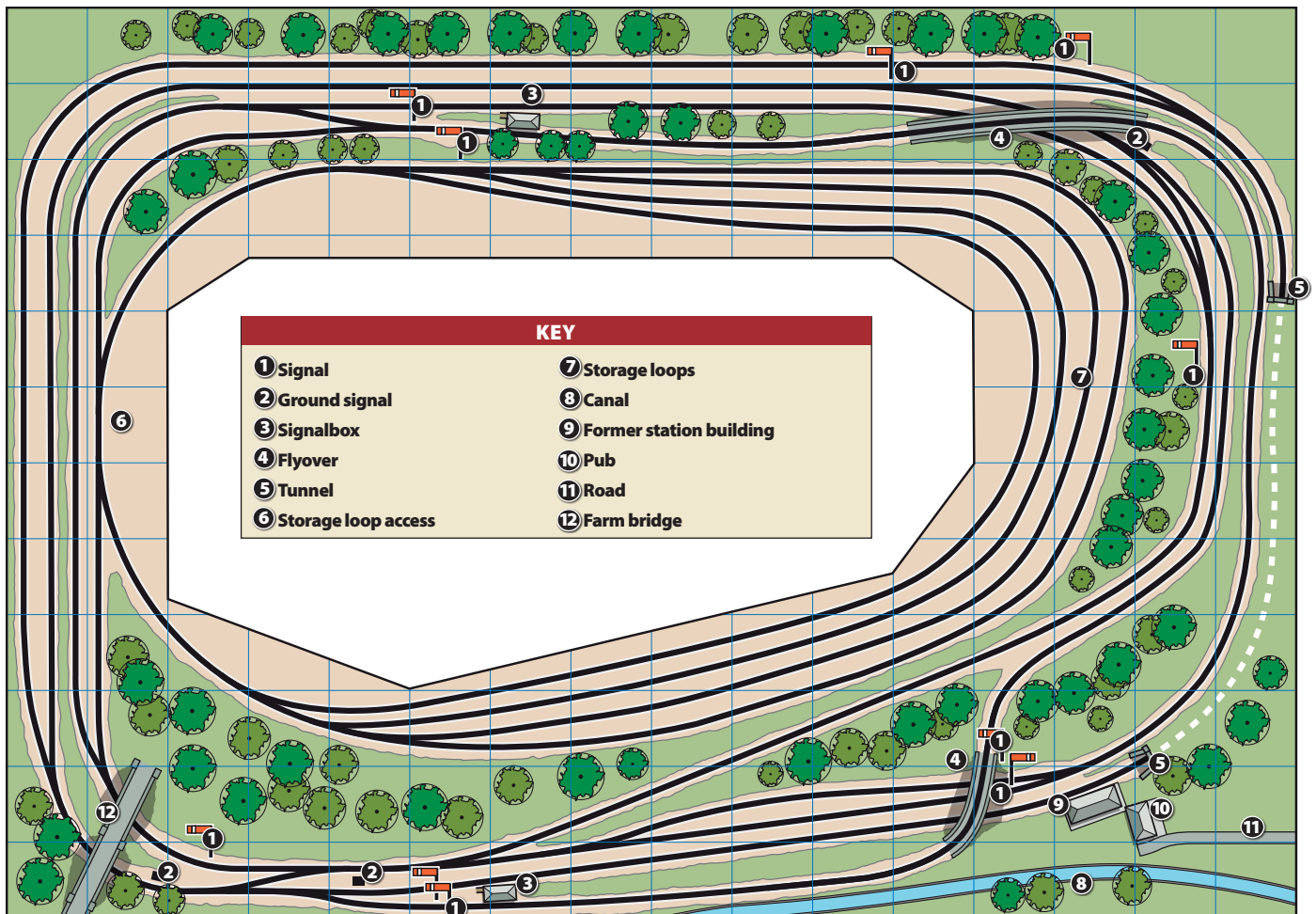
In the opposite direction, trains routed along the Down main and Down slow lines will either continue under Battledown flyover

to the West of England Main Line or be routed towards Winchester/Southampton. Photographic evidence also suggests a set of points connecting the Up and Down lines, which appeared to be for emergency use.

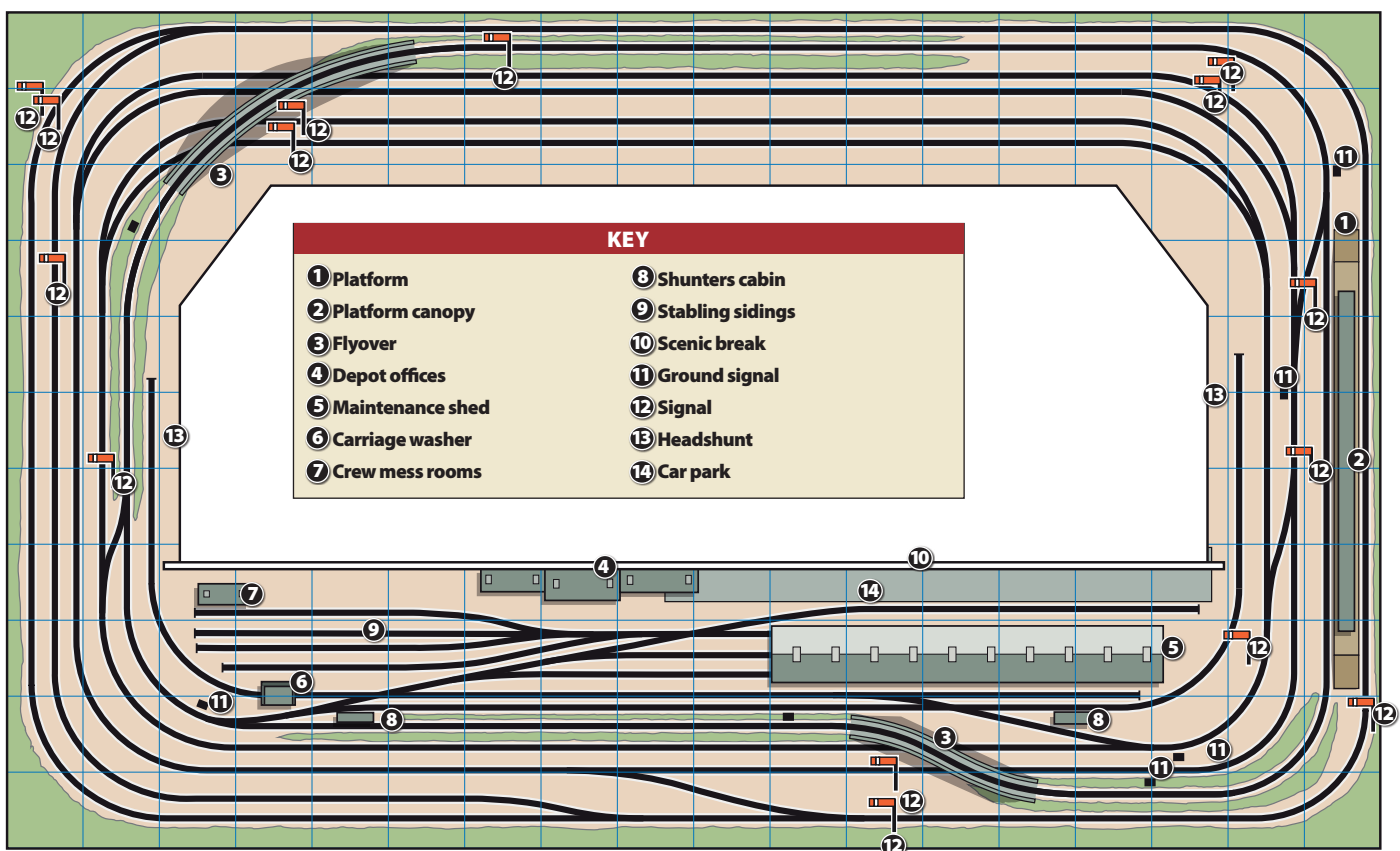
In reality, Worting Junction is rather large, and in 'OO' our simplified scheme is set within a restricted 16ft x 3ft footprint, so it

has been designed to represent rather than replicate the junction. 21 lengths of Peco code 75 flexible track and ten large radius turnouts form the basis of the junction while the previously mentioned girder bridge kits would be a useful starting point to replicate the flyover. Other details to consider are a set of terrace cottages and a footbridge.

PLAN D



PLANE



COGLOAD MEETS AYNHO 16ft x 12ft

PLAN D is an amalgam of two locations, inspired by the prototypes at Aynho Junction (Plan A) and Cogload Junction (Plan B). Measuring 16ft x 12ft, the plan features a continuous loop design that also offers plenty of storage space - and plenty of constructional challenges too.

For the purposes of our plan, the lower lines that pass beneath the flyover at Cogload Junction (top right) become the elevated lines at Aynho Junction (lower right), while one of the level lines at Aynho Junction (lower left) becomes the upper line at Cogload Junction (top right). This does present something of a challenge as the lines need to rise and fall accordingly to allow sufficient clearance beneath the flyovers on both sides of the plan. Typically, a 2.5in-3in clearance is needed beneath the flyovers, which should be ample, but will require

a minimum of a 7ft run to achieve sufficient rise/fall. Depending on the length of trains and your rolling stock, you may find a more gradual gradient is required. If you have more space available then this may help or alternatively you could choose to both raise the upper tracks and lower base level lines on the approach to the junctions to reduce their respective gradients.

Another worthy consideration for gradients is DCC Concepts Powerbase system which consists of stainless steel plates laid under the track and magnets which can be fitted to the underside of locomotives. This improves adhesion considerably (HM112).

The four lines to the right of the scheme will be the most complex to achieve as the inner two circuits must descend sufficiently to pass under the Cogload Junction flyover, while the adjacent line

WHAT WE USED			
Product	Manufacturer	Cat No.	Quantity
Flexible track, yard length	Peco	SL-100F	85
Curved double radius right point	Peco	SL-E186	4
Curved double radius left point	Peco	SL-E187	5
Large radius left point	Peco	SL-E189	1
Medium radius right point	Peco	SL-E195	5
Medium radius left point	Peco	SL-E196	4
Large radius 'Y' point	Peco	SL-E198	3

must climb to the required height so it can pass over the flyover. The outer loop enters a tunnel which also helps the process of creating an incline for the flyover line.

A series of storage loops is also included to enable a variety of train formations to be stabled between use and could also be utilised to lengthen the journey around the layout by diverting trains through these loops. Access to the storage area is from the inner circuit, but it is designed in

such a way that trains can access it from either direction (albeit running 'wrong line' in some cases) with crossover connections providing access to both the Up and Down lines. An additional large outer storage loop has also been included for extra flexibility.

In total, 85 lengths of code 75 flexible track are required, together with nine curved double-radius turnouts, nine medium radius points and four large radius turnouts.

DURNSFORD (SR) 18ft x 11ft

PLAN E was inspired by the flying junction situated on BR's Southern Region alongside Wimbledon Park Traincare Depot in South London, where the Up slow line rises over the main lines before descending to Earlsfield station. Not only does this prevent conflicting moves at this particularly busy location but it also acts to change the orientation of the Up and Down lines on the approaches to/from London Waterloo.

At 18ft x 11ft, the scheme is pure freelance, but aims to reflect the flyover and adjacent depot complex. Our fictitious depot features two reception lines with headshunts, three covered lines and a few additional stabling sidings. If you have more available space,

extra tracks could be added to further enhance the feel of the busy carriage sidings at this location.

Two Up and two Down lines are included within the plan and all except the Up slow line feature an extra loop which can be used for staging more trains, reflecting the busy nature of the location. Each of the four circuits can be operated independently or you could create routes between the Up and Down for further variety. The Up slow line features two elevated sections on opposite sides of the scheme, the second iteration in the upper left enabling the line to remain fully independent.

A modest suburban platform is situated to the far right of the plan, between the Up and Down slow

WHAT WE USED			
Product	Manufacturer	Cat No.	Quantity
Flexible track, yard length	Peco	SL-100F	105
Curved double radius right point	Peco	SL-E186	3
Curved double radius left point	Peco	SL-E187	4
Large radius right point	Peco	SL-E188	6
Double slip crossing	Peco	SL-E190	3
Medium radius right point	Peco	SL-E195	7
Medium radius left point	Peco	SL-E196	1
Medium radius three-way point	Peco	SL-E199	1

lines, while access to and from the depot is through the two turnouts at the extreme lower left and right of the inner loop, with headshunts available for trains approaching in either direction. This allows some trains to approach 'wrong line' from the 'London' direction. For conventional steam or diesel-hauled trains, the two depot reception lines could also be used as run-rounds.

This plan is particularly track intensive, requiring 105 lengths of Peco code 75 flexible track, eight medium radius points, seven curved

double radius turnouts, six large radius points, three double slip crossings and a three-way turnout.

Digital Command Control (DCC) operation would suit this scheme, particularly with DCC controlled signalling and point operation and would work well with a mix of locomotive-hauled and Electric Multiple Unit (EMU) operated passenger services, together with a few freight services too. You could even, perhaps, add a modest goods depot to the upper section of the scheme for added variety.

KJB MODELS

Please visit our website

www.kjbmodels.co.uk



Where we now stock
NEW ITEMS

ALONG WITH OUR
EXTENSIVE RANGE
OF QUALITY
PRE-OWNED STOCK



WE NOW STOCK THE COMPLETE RANGE OF
1:76 & 1:48 SCALE OXFORD DIECAST VEHICLES

OXFORD

GOOD QUALITY PRE-OWNED MODEL RAILWAY
ITEMS ALWAYS **WANTED**



DO YOU HAVE A MODEL RAILWAY COLLECTION TO SELL?

FIRST...

Send your list
of items via
post or email

THEN...

We will do a
professional
evaluation of
your collection

NOW...

Send your
items or we will
travel to collect

FINALLY.

We can pay by
Bank Transfer
or cash



Visit us on
FACEBOOK

Tel: 07542 710005
Email: enq@kjbmodels.co.uk

PayPal



40th ANNIVERSARY



MIDLANDS MODEL ENGINEERING EXHIBITION



THE SHOW FOR MODEL ENGINEERS

**Thursday 19th
to Sunday 22nd
October 2017**

Thursday - Saturday: 10am-5pm
Sunday: 10am-4pm

Last admission 1 hour before closing

**Warwickshire
Exhibition Centre**
Nr Leamington Spa, CV31 1XN



**...more than just an exhibition
- it's an experience...**



SPONSORED BY
THE MAGAZINE FOR MODEL ENGINEERS
**ENGINEERING
in Miniature**

Meet over 40
clubs & societies.
See over 1,000
models. **Learn**
from the experts
in the workshops &
lectures. **Buy** from
nearly 50 specialist
suppliers.

ENTER THE COMPETITION
Prizes & Certificates for Winners

BOOK YOUR TICKETS NOW

ADMISSION PRICES	ONLINE TICKETS*	FULL PRICE TICKETS**
Adult	£9.50	£10.50
Senior Citizen	£8.50	£9.50
Child (5-14 yrs)	£3.00	£4.00

* Tickets are available via our website at discounted prices.

** Full price tickets are available on the day from the ticket office.
Please call SEE Tickets on 0871 3861118 if you would like to book
a ticket by phone. Calls cost 13p per minute plus network extra's.

GROUP DISCOUNTS: 10+ enter code GRP10 on website.

Lecture programme, exhibitor list & bus timetables online.

www.midlandsmodelengineering.co.uk

Organised by Meridienne Exhibitions Ltd
All information subject to change, correct at time of printing.



THE INTERNATIONAL N GAUGE SHOW

THE SHOW FOR THE RAILWAY MODELLER

...totally N Gauge



**Saturday 9th
& Sunday 10th
September 2017**

Saturday: 10am - 5pm

Sunday: 10am - 4pm

Last admission 1 hour before closing

**Warwickshire
Exhibition Centre**

Fosse Way, Nr Leamington Spa, CV31 1XN
On the junction of the A425/B4455

FREE PARKING

Supported by
MODEL RAIL

Over 30 layouts on
show... Modern,
Steam, American,
and Continental
...the best of
N Gauge.

f Meridienne Exhibitions LTD

@MeridienneEx



See over 40 major
manufacturers and specialist
suppliers showcasing all the
latest models and products
in one place.

**BOOK YOUR
TICKETS NOW**

ADMISSION PRICES	ONLINE TICKETS*	FULL PRICE TICKETS**
Adult	£10.00	£10.50
Senior Citizen	£9.00	£9.50
Child (5-14 yrs)	£4.50	£5.00

* Tickets are available via our website at discounted prices.

** Full price tickets are available on the
day from the tickets office.
Please call SEE Tickets on 0871 3861118
if you would like to book a ticket by
phone. Calls cost 13p per minute plus
network extra's.

FREE SHOW GUIDE

Exhibition Link Bus on Saturday 9th only Please see our website for full details.

GROUP DISCOUNTS: 10+ enter code GRP10 on website.

www.ngaugeshow.co.uk Tel: 01926 614101

Organised by Meridienne Exhibitions Ltd
All information subject to change, correct at time of printing.



EQUIPMENT
GUIDE

Airbrush ACCESSORIES

In this 12-point survey
TIM SHACKLETON looks
at a range of affordable
products designed to
make airbrushing and
airbrush maintenance a
whole lot easier.



WE'VE ALREADY LOOKED at airbrushes (*Hornby Magazine Skills Guide: Weathering Vol 2*), spray booths (HM113) and compressors (HM117),

so the next step is to survey some of the bits and pieces you can buy to go with them. All of them are products which we find useful on a day to day basis – we're far more interested in using airbrushes than in buying accessories that we don't really need but look like they might be useful at some point. However, there are some accessories which are well worth adding to your workbench.

There's no denying that, if you want a decent airbrush such as an Iwata, you're going to have to pay for it and it needs looking after too – but there's nothing

we're recommending here that costs more than a ready-to-run wagon and some are a lot cheaper than this.

So what do you actually need to support an airbrush? Airbrush work breaks down into three stages – preparation, application and cleaning up. All, to my way of thinking, are interdependent, and all can and do have an impact on the end result. The prime concern is keeping your airbrush in tip-top condition from the moment you pour paint into the colour cup until you put it away at the end of the session, restored once more to a state of perfection.

There's a direct correlation between performance and the amount of time and effort you put into care and maintenance, so cleaning tools and equipment feature prominently in this must-have list. Paint

preparation is another all-important factor, so we need to look at ways in which to mix and dilute paint so you get a better finish on your model and, just as importantly, don't block up your airbrush. You need to be able to handle your airbrush comfortably, especially when you put it down, and you have to be able to move the model around without unnecessary handling.

Convenience and safety also figure – you don't want to work in a fug of paint fumes, surrounded by spilled paint and soggy paper towels. Lastly, do bear in mind that buying high-quality airbrush equipment of any kind is never going to hold you back but it's not, on its own, going to transform your abilities in any significant way. The only way to improve your skills is to work hard and put in a lot of practice. *John*

Three more weathering projects get underway – two Hornby 'Q6s' and a 'K1'. The spray booth – like the painting turntable – shows signs of intensive use but what you don't see here is the mass of ancillary equipment laid out on either side. In its own small way, each item enables me to reach a higher standard in my work – the key ones are a paint stirrer to make sure my paint media are thoroughly prepared, a cleaning station where I can safely get rid of surplus paint, an airbrush stand so nothing gets knocked over and the all-important cleaning fluids with which I flush through my airbrushes at regular intervals.



1. Preparation

BOTTLE IT UP

You wouldn't think so, but these plastic dropper bottles are fantastically useful for holding all kinds of liquids we use in painting and weathering models. The size I find most convenient holds 125ml – I tend to buy thinners and cleaning fluids in bulk so it makes sense to decant them into more manageable containers. Using the dropper bottles, I can add small quantities of thinners to the colour cup, gradually blending it in so I can be sure the paint is exactly at the consistency I need. You can do this with disposable plastic pipettes but you'll still need somewhere to keep your liquids between uses!

● **Dropper bottles from www.airbrushes.com, Pipettes from eBay.**



STIRRING STUFF

The easiest way to gum up an airbrush is to use lumpy, inadequately stirred paint. To prepare paint adequately you need to do more than give it a quick whizz with a matchstick. Coffee stirrers work fine but whether you're using acrylics or enamels a good five minutes of careful, even mixing is necessary to break down any small lumps that may have formed.

For thorough blending of pigments and carrier fluid, I use a battery-powered paint mixer, run for a couple of minutes at a time. Make sure the paddle is fully immersed in the paint before switching on – everyone fails to do this at least once, and the consequences are too awful to contemplate. Move the stirrer around the pot, gradually working deeper into the thicker paint that has coagulated lower down. When the paint's been sufficiently stirred, give the paddle a quick whizz in a jar of thinners. Once your paint has been let down with thinners in the colour cup, use the mixer to blend it into a sprayable consistency.

● **Paint stirrer from www.emodels.com.**



MASKING UP

To stop paint going where you don't want it to, you may need to mask off those areas that will remain as they are for now. Always use proper modellers' masking tape for this – it has much lower tack

than the kind of masking tape you might use for painting jobs around the house or on your car. If you use parcel tape or similar on a surface you've just painted, it will probably rip away what's underneath. Always remove the masking tape as soon as the paint is touch dry. Allow paint to harden for at least 48hrs before masking over a freshly painted surface.

● **Tamiya masking tape is available from most model shops in a variety of widths.**



GLOVE COMPARTMENT

I can be quite a messy painter when the mood takes me but there are occasions when you have no option but to hold the workpiece while you spray it. Wearing a plastic glove helps keep paint off your hands – just like petrol, mildly toxic fluids such as white spirit can easily be absorbed by the skin and passed directly into the bloodstream. At the very least it might make you feel a bit queasy or give you a headache, so take precautions.

● **Disposable rubber gloves are available from most chemists.**



2. Using your airbrush

QUICK GETAWAY

These quick-release valves were originally unique to the Iwata range, but they're now available for other makes such as Badger and Paasche. They enable you to switch easily between different airbrushes without having to unscrew them from the air hose. To fit the airbrush, you simply insert the plug into the connector and push it home. To release it, you slide back the spring-loaded sleeve and pull the airbrush free. Unscrewing an airbrush with a colour cup full of paint is always going to be hazardous, but the quick-disconnect allows you to do it in safety, with little risk of spillage.



● **Quick release valves from www.airbrushes.com.**

GOING FOR A SPIN

A painting turntable is a must. You don't need to handle the model while you're painting it and you can spin the turntable round to work on each side in turn. Fortunately, they're widely available and inexpensive. They come in different sizes – at 12in diameter (250mm), the one I mostly use can easily accommodate a 4mm scale 'Pacific'. If you work in 'N' gauge, then a smaller one will be more than adequate. I always go for the flat-on-the-deck type seen here – I've seen people using turntables designed for cake icing with the disc mounted on a tall central column but they've never looked entirely stable to me.



● **Available online or from model shops.**

STAND EASY

An airbrush stand gives you somewhere to park your airbrush when you're not using it, or while you're charging it with paint. Various types are available – I use a simple design that clamps on to the workbench beside me. It has two hangers, which allows me to switch between airbrushes when I'm painting a model. In this shot, one of the airlines from the compressor is set to 80psi which is great for airbrush cleaning, especially when (as happens to everyone from time to time) you get a bit of a blockage. I can simply swap hoses, give my airbrushes a quick sluicing-through and then carry on as before.



● **Airbrush stand from a selection at www.airbrushes.com.**

FIRMLY CRADLED

Apart from my fingers, the other main holding device I use – often in conjunction with a turntable – is a length of foam packing that had originally been used to protect the edges of kitchen worktops in transit. With the model inverted in the cradle, I can spray the underframe from a much more convenient angle than if it were sitting flat on the turntable.

● **From a skip – or your kitchen fitter if you are upgrading your home.**



3. Cleaning and maintenance

KEEP IT CLEAN

An airbrush cleaning station is one of those must-have accessories that make painting models much simpler, tidier and safer. It comes into its own when flushing through your airbrush to clean it or simply getting rid of surplus paint. Having part-filled the pot with water and screwed the lid on tightly, you simply push the airbrush nozzle through the rubber sleeve and fire away. This will prevent the overspray everywhere as well as containing the paint and thinners within the cleaning station.



● **Visit www.airbrushes.com or www.graphicair.co.uk**

SCRUBBING UP

Square-ended, stiff-bristled brushes are just the thing for cleaning out your airbrush's colour cup. Half-fill it with the appropriate thinner and give it a good hard scrub. For probing around the airbrush's sensitive internals I use pipe cleaner style brushes of different sizes, designed to get to those hard to reach areas inside the airbrush and tubing. The bristles are made of durable nylon so they won't damage anything.



● **Visit www.airbrushes.com or www.graphicair.co.uk**

FLUSH WITH SUCCESS

Cleanliness goes way beyond godliness whenever airbrushes are involved and there's no point stinting for the sake of a few drops of the cleaning fluid. If I've been using enamel-based paints and washes, I clean out my airbrush using nothing more advanced than the same ordinary DIY-store white spirit that I use as a thinner. Premi-air's Liquid Reamer is useful in case you get a stubborn build-up of enamel paint that needs to be dissolved. For acrylic products, I use an isopropyl alcohol based cleaning fluid – it's stronger and more effective than ordinary acrylic paint thinners. Bulk purchase offers a considerable saving and, more importantly, it encourages me to be liberal with amount of fluid I'm using. Again, Premi-air's water-based Foaming Airbrush Cleaner will in difficult cases help break down hardened paint deposits.



● **Visit www.airbrushes.com or www.graphicair.co.uk**

SAFETY MAT

Airbrushes need to be dismantled from time to time so they can be deep-cleaned. Once you've dropped the needle on the floor and bent it, or spent ten minutes looking for your missing paint tip, you'll realise the value of a cleaning mat such as this. The raised border stops tiny components rolling away while the heavy wipe-clean material and non-stick backing ensure everything stays put.



● **Visit www.airbrushes.com or www.graphicair.co.uk**



Kernow Model Rail Centre

Visit www.kernowmodelrailcentre.com or call our team on 01209 714099

UK POSTAGE & PACKING = £4 PER ORDER. ORDERS OVER £150 = POST FREE



KMRC EXCLUSIVE LIMITED EDITIONS OO GAUGE DELIVERY EXPECTED 2017 PRE-ORDERS INVITED



32-727W Bachmann Class 66 Diesel Locomotive No. 66 709 'Sorrento' GBR livery. Features 10th Anniversary of MSC graphics.....£169.95
32-727WDC Class 66 'Sorrento' DCC Fitted.....£189.95
32-727WDS Class 66 'Sorrento' DCC Sound.....£279.95



K2701 Bullied No. 10201 in BR Black E/E.....£169.99
K2701DS No. 10201 with DCC Sound fitted.....£294.99
K2702 Bullied No. 10202 in BR Black E/E.....£169.99
K2702DS No. 10202 with DCC Sound fitted.....£294.99

4-TC LIMITED TIME LEFT AT PRE-ORDER PRICE



32-640Z Class 491 4-TC 32-641Z Class 491 4-TC Unit No. 416 BR Blue. Unit No. 404 BR Blue & Grey. PRE-ORDER PRICE. £269.95 PRE-ORDER PRICE. £269.95



32-642Z Class 438 4-TC 32-643Z Class 438 4-TC Unit No. 8022 BR Blue & Grey. Unit No. 8007 BR Research. PRE-ORDER PRICE. £269.95 PRE-ORDER PRICE. £269.95



32-644Z Class 438 4-TC 32-646Z Class 438 4-TC Unit No. 410 BR Blue. Unit No. 8007 BR Research. PRE-ORDER PRICE. £269.95 PRE-ORDER PRICE. £269.95

LOOK OUT FOR THE BARGAIN PRICES HIGHLIGHTED IN YELLOW!

LOOK OUT FOR OUR LIMITED EDITIONS HIGHLIGHTED IN BLACK!

REALTRACK MODELS OO DIESEL LOCOMOTIVES

143-211 Class 143 2 Car DMU No. 143 609 'Sir Tom Jones'.....£120.00

BACHMANN OO STEAM LOCOMOTIVES

30-285 'The Midlander' Express Train Set.....£199.95
30-325 Ambulance Train Pack.....£149.99
30-325 Shakespeare Express Train Pack.....£129.99
31-003A Robinson Class 04 No. 6184 LNER Black.....£110.95
31-004A Robinson Class 04 No. 6184 BR Black, weathered.....£118.99
31-014 Class 7F 2-8-0 No. 89 S&DJR Plain Black.....£125.95
31-015 Class 7F 2-8-0 No. 13810 LMS Plain Black.....£125.95
31-088 3200 Earl Class 4-4-0 No. 8022 BR Black E/E, weathered.....£39.95
31-109 BR Standard Class 4 No. 47305 BR Black L/E, weathered.....£118.99
31-138 Class D11/2 No. 62882 'Hayston of Bucklaw' BR.....£106.99
31-167 L&YR 2-4-2 No. 50795 BR Lined Black E/E, weathered.....£79.99
31-168 L&YR 2-4-2 Tank No. 10713 LMS Crimson.....£93.95
31-169 L&YR 2-4-2 Tank No. 50705 BR Lined Black E/E.....£93.95
31-170 L&YR 2-4-2 Tank No. 50764 BR BRITISH RAILWAYS.....£93.95
31-224 Patriot Class No. 5330 'Sir Frank Rea' LMS.....£140.95
31-224 Patriot Class No. 45538 'Gigglewick' BR E/E.....£140.95
31-318A Robinson Class J11 (GCR SJ) 954 LNER.....£127.95
31-433 Midland Class 1F No. 41703 BRITISH RAILWAYS.....£81.95
31-434 Midland Class 1F No. 41703 BRITISH RAILWAYS.....£81.95
31-435 Midland Class 1F No. 41703 BRITISH RAILWAYS.....£81.95
31-440 Ivatt Class 2MT 2-6-0 No. 41243 BR Black E/E.....£110.95
31-461A Class 0 Class 0-6-0 No. 1294 Southern Railway Black.....£106.95
31-462A Class 0 Class 0-6-0 No. 31227 BR Black E/E.....£106.95
31-462A Class 0 No. 3376 LMS Black with ended Black Cab.....£101.95
31-461A Class 0 No. 49106 BR Black E/E, weathered.....£110.95
31-528A A2 No. 60529 'Pearly Diver' BR Green L/C.....£152.99
31-531 Class A2 No. 60536 'Trimbs' BR Green E/E.....£152.99
31-614 V3 Steam Tank Loco No. 67646 BR Lined Black L/C.....£110.95
31-615 V3 Steam Tank Loco No. 67646 BR Lined Black E/E.....£110.95
31-627B Class 3F No. 3520 LMS Black w/Deeley Tender.....£97.99
31-635A Class 64xx 0-6-0 Pannier Tank 6424 GWR Green.....£81.95
31-636A Class 64xx 0-6-0 Pannier Tank 6422 BR Black E/E.....£81.95
31-638 Class 64xx 0-6-0 Pannier Tank 6419 BR, weathered.....£93.95
31-690 LMS Stanier Mogul No. 2955 LMS Lined Black.....£135.99
31-691 LMS Stanier Mogul No. 42969 BR Lined Black E/E.....£135.99
31-692 LMS Stanier Mogul No. 42968 BR Lined Black L/C.....£135.99
31-728 GWR 3700 Class Steam Loco No. 3708 'Kilnsey'.....£118.95
31-883 Midland Class 4F No. 3848 Midland Black Crest.....£97.95
31-884 Midland Class 4F No. 40444 BR Lined Black L/C, weathered.....£106.95
31-931 Midland 4-4-0 Compound No. 1189 LMS Black.....£114.99
31-933 Midland 4-4-0 No. 41157 BR Lined Black L/C.....£114.99
31-980 Standard Class 3MT No. 80200, BR Green, weathered.....£118.95
31-981 Standard Class 3MT No. 80201, BR Lined Black, E/E.....£110.95

32-085 Class 56XX No. 6639, BR Black, E/E.....£77.95
32-131 Class 45XX Prairie Tank No. 4539 Great Western.....£93.95
32-165 Southern N Class No. 31574 BR E/E.....£131.95
32-166 Southern N Class No. 1406 SR Black.....£131.95
32-176 LMS Crab No. 42765 BR Lined Black, E/E.....£123.95
32-178A LMS Crab No. 13174 LMS Lined Black.....£123.95
32-227B Fowler Class 3F 0-6-0 Jinty No. 7341 LMS Black.....£72.95
32-233 Fowler Class 3F 0-6-0 Jinty No. 23 SDJR Blue.....£49.99
32-236 Fowler Class 3F 0-6-0 Jinty No. 476731 BR, weathered.....£81.95
32-560 Class A1 No. 60117 BRITISH RAILWAYS Apple Green.....£152.95
32-561 Class A1 No. 60122 'Cunliffe' BR Express Blue E/E.....£152.95
32-564 Ivatt Class 4MT Sloop Loco No. 3001 LMS.....£114.95
32-580A Ivatt Class 4MT No. 43014 BR Black L/C, weathered.....£127.95
32-585 BR Standard Class 9F No. 92189 BR, weathered.....£144.95
32-880 Fairburn 2-6-4 Tank No. 2278 LMS, weathered.....£106.95
32-881 Fairburn 2-6-4 Tank No. 42105 BR Lined Black E/E, whtd.....£114.95
35-050 LNRW Webb Coal Tank 0-6-2 No. 1054 LNRW.....£101.99
35-051 LNRW Webb Coal Tank 0-6-2 No. 7841 LMS.....£101.99
35-052 LNRW Webb Coal Tank 0-6-2 No. 58900 BR E/E.....£101.99
35-076A Class E4 0-6-2 No. 2517 Southern Green.....£101.95
35-079 Class E4 0-6-2 No. 32494 BR Lined Black E/E.....£101.99

BACHMANN OO DIESEL LOCOS & MULTIPLE UNITS

30-130 Military Manoeuvres Train Set.....£159.95
31-230X Class 205 2-H Thunder DEMU Set No. 1121, BR Green.....£199.99
31-230A Class 205 2-H Thunder DEMU Set No. 1122, weathered.....£203.99
31-230B Class 205 2-H Thunder DEMU Set No. 1122, BR Blue.....£199.99
31-230C Class 205 2-H 205 001, de-branded Network SouthEast.....£199.99
31-650L Class 47 Diesel D1670 'Mammoth' BR Two Tone Green.....£149.99
31-650Q Class 47 Diesel Loco No. 47 829 Police.....£149.99
31-651Z Class 47 Diesel 'Midland Counties Railway 150 1839-1989'.....£149.99
31-653Z Class 47 Diesel 47 706 ScotRail WNSE branding, whtd.....£159.95
31-654 Class 47/4 No. 47 576 'Kings Lynn' Network SouthEast.....£118.95
31-655 Class 47 No. 47 256 BR Green, weathered.....£127.95
31-656 Class 47 No. 47 001 BR Green, weathered.....£127.95
31-660 Class 47/4 No. 47 436 BR Blue, weathered.....£114.95
31-662 Class 47/3 No. 47 359 BR Railfreight Grey.....£118.99
32-034A Class 20 No. 20 118 'BR Green, weathered.....£106.95
32-045 Class 20 No. 20 118 'Saltburn-by-the-Sea' BR Red.....£93.95
32-066Z Class 43 Warship Diesel No. D845 'Spanghly' BR Green.....£164.95
32-067 Class 43 Warship 842 'Royal Oak' BR Blue.....£99.99
32-067A Class 43 Warship Diesel No. D836 'Powerful'.....£127.95
32-068 Class 43 Warship Diesel No. D838 'Rapid' BR.....£127.95
32-069 Class 43 Warship Diesel No. D841 'Roebuck' BR.....£127.95
32-109 Class 08 Diesel 08 631 'Eagle' Network SouthEast.....£33.95
32-115B Class 08 Diesel Shunter 08 8107 BR Black, weathered.....£101.95
32-119 Class 08 Diesel Shunter No. 08 097 DB Schenker.....£93.95
32-120 Class 08 Diesel Shunter 13287 BR Plain Green E/E.....£93.95
32-286A Class 101 2 Car DMU BR Green, weathered.....£144.95
32-287 Class 101 2 Car DMU BR Blue & Grey.....£135.95
32-288 Class 101 2 Car DMU BR Refreshed White & Blue.....£169.95
32-331 Class 25/1 Diesel No. 25 043 BR Green, weathered.....£93.95
32-376A Class 37/4 No. 37 422 Robert F. Farrier, weathered.....£123.95
32-381M Class 37 No. 37 212 DRS.....£117.95
32-384Z Class 37 Diesel 37 672 'Freight Transport Distribution'.....£139.99
32-389 Class 37/4 No. 37 421 Colas Rail.....£117.95
32-390 Class 37/7 No. 37 706 'Conidae' Trainload Petroleum.....£110.95
32-408 Class 25 No. 25 286 BR Green.....£93.95
32-681 Class 45 Diesel No. D108 BR Green, weathered.....£110.95
32-737 Class 45 Diesel No. 66 065 EWS, weathered.....NEW £142.95
32-738 Class 66 Diesel 66 711 'Sence' GBR Aggregates.....NEW £131.95
32-756 Class 57/6 Diesel 57 603 'Tintagel Castle' GWR.....£131.95
32-762Z Class 57 No. 57 305 Network Rail, known as 'Sand Castle'.....£169.95
32-764 Class 57/3 Diesel 57 305 'Northern Princess'.....£131.95
32-777U Class 37 No. 97 304 'John Tiley' Network Rail.....£149.99
32-780U Class 37 No. 37 261 DRS.....£149.99
32-781B Class 37/0 Class 37 No. 37 041 BR Blue.....£117.95
32-787 Class 37/0 Diesel No. D674 BR Green.....£117.95
32-788 Class 37/0 Diesel No. 37 284 BR Blue.....£117.95
32-789 Class 37/0 Diesel No. 37 284 BR Blue.....£117.95
32-928 Class 150 2 Car Sprinter DMU No. 150 150.....£161.95
32-976Z Class 66 Diesel 66 418 de-branded DRS Freightliner, whtd.....£174.95
32-981 Class 66 No. 66 416 Freightliner.....£131.95
32-982 Class 66 No. 66 434 DRS.....£131.95
32-992 Wokham Type 27 Trolley Car BR Engineers Yellow.....£67.99
32-993 Wokham Type 27 Trolley Car BR Engineers Yellow.....£67.99

BACHMANN OO ELECTRIC & MULTIPLE UNITS

30-430 Capital Commuter Train Pack.....£189.95
31-269 Class 419 Motor Luggage Van No. 68008 Jaffa Cake.....£89.95
31-379 2EPB 2 Car Set 5771 BR with small yellow panel.....£178.99
31-380 Class 416 2-EPB 2 Car EMU Set No. 6262 BR.....£178.99
31-426A 4 CEP 4 Car EMU 7122 BR (SR) Green.....£254.99
31-427A 4 CEP 4 Car EMU 7108 BR Black & Grey.....£254.99
31-679 Class 85 AL5 Electric No. E3095 Electric Blue.....£114.95

BACHMANN DCC FITTED & SOUND OO LOCOMOTIVES

30-049 The Permanent Way Train Set DCC Sound.....£249.99
31-187DC L&YR 2-4-2 Steam 50795 BR Black E/E, weathered.....£39.99
31-321DS Robinson Class J11 (GCR SJ) 954 LNER.....£203.99
31-441DC Ivatt Class 2MT 2-6-0 No. 41291 BR Black L/C.....£131.99
31-650L Class 47 No. D1670 'Mammoth', BR Two Tone Green.....£169.99
31-650DS Class 47 Diesel Loco No. 47 829 Police.....£169.99
31-650QDS Class 47 Diesel Loco No. 47 829 Police.....£169.99
31-651Z Class 47 Diesel 'Midland Counties Railway 150 1839-1989'.....£169.99
31-652Z Class 47 Diesel 'Midland Counties Railway 150 1839-1989'.....£169.99
31-653Z Class 47 Diesel No. 47 706 ScotRail WNSE branding, whtd.....£179.99
31-653Z Class 47 Diesel No. 47 706 ScotRail WNSE branding, whtd.....£179.99
31-651DS Class 47/3 No. 47 346 BR Dutch DCC Sound.....£203.99
32-066Z Class 43 Warship D845 'Spanghly' BR Green.....£184.95
32-230DS Class 101 2 Car DMU Network SouthEast.....£229.95
32-391DS Class 37/7 No. 37 796 Trainload Coal.....£203.95
32-733DS Class 66 Diesel No. 66 040 EWS, DCC Sound.....NEW £208.95
32-735DS Class 57/0 No. 57 007 'Freightliner' DCC Sound.....£203.95
32-762Z Class 57 No. 57 305 Network Rail, known as 'Sand Castle'.....£169.95
32-764 Class 57/3 Diesel 57 305 'Northern Princess'.....£131.95
32-777U Class 37 No. 97 304 'John Tiley' Network Rail.....£149.99
32-777U Class 37 No. 97 304 'John Tiley' Network Rail.....£149.99

BACHMANN OO WAGONS/VANS/TRUCKS/CONTAINERS

33-300 20 Ton Toad Brake Van ZTO DW3537 BR Departmental.....£16.99
33-300 20 Ton Toad Brake Van No. 68642 GWR 'Penzance'.....£15.99
33-300 20 Ton Toad Brake Van No. W6936 GWR Grey.....£15.99
33-825 25 Ton Queen Mary Brake Van DLS5623 BR 'Electrification'.....£24.95
36-102 45T Containers in Dream Box Livery.....£5.99
37-537 20 Ton Brake Van No. B954687 BR, weathered.....£24.95
37-556A 14 Ton Tank Wagon 'ICI Chemicals'.....NEW £119.95
37-693 14 Ton Tank Wagon 'Shell BP'.....NEW £119.95
37-694 14 Ton Tank Wagon 'ICI Chemicals'.....NEW £119.95
37-751D 12 Ton GWR Fruit Van GWR Grey.....NEW £116.00
37-754D 12 Ton GWR Fruit Van BR Bauxite (Early).....NEW £117.00
38-140 29 Tonne Vialid Siding Door Box DCC 020066.....£32.95
38-260Y Delabole Slate Preslio Wagon Triple Pack BR Bauxite.....£69.99

38-326Z Bachmann High Sided Steel Wagon No. DB479526 branded 'S&T Cable Wagon Guildford'.....IN STOCK.....£24.95



38-328Z Bachmann High Sided Steel Wagon No. AD282721 branded 'AME St Blazey Station Wagon'.....IN STOCK.....£24.95

38-330 13 Ton High Sided Steel Wagon BR Grey.....NEW £19.00
38-331 13 Ton High Sided Steel Wagon LNER Bauxite.....NEW £19.00
38-385A 12 Ton Fruit Van BR Bauxite (Early).....NEW £19.00
38-387 12 Ton Fruit Van NE Brown.....NEW £19.00
38-675 GWR Shunters Truck No. 41736 GWR Grey.....£8.99
38-676 GWR Shunters Truck No. 41734 GWR Grey.....£8.99
38-677 GWR Shunters Truck No. 94979 GWR Grey.....£8.99
38-679 GWR Shunters Truck No. DW41049 BR Black.....£9.99

BACHMANN OO COACHES

34-386 Thompson 3rd Class Corridor Coach E1041E BR.....£46.95
34-411 Thompson Composite Corridor Coach E1248E BR.....£46.95
34-436 Thompson Composite Brake Coach E10172E BR.....£46.95
34-461 Thompson 3rd Class Brake Corridor Coach E1922E BR.....£46.95
34-486 Thompson 1st Class Corridor Coach BR.....£46.95
34-604C BR Mk1 Suburban Open Coach BR Lined Maroon.....£34.95
34-630B BR Mk1 Suburban Second Brake Coach BR.....£34.95
34-700C BR Mk1 Suburban Composite Coach BR Lined Maroon.....£34.95
39-000G Cornish Riviera Coach Pack BR Chocolate & Cream.....£114.99
39-001T Network SouthEast Mk2 Coach Pack BR Blue & Grey.....£59.99
39-001U ScotRail Mk2 Coach Pack BR Blue & Grey.....£59.99
39-003 Mk1 Coach Pack BR Blue & Grey NSE, weathered.....£89.95
39-004 Mk1 Coach Pack BR Blue & Grey ScotRail, weathered.....£89.95
39-056A BR Mk1 TSO Tourist Second Open No. 4954.....£118.99
39-056B BR Mk1 SK Second Corridor Coach No. E25898.....£34.95
39-026E Mk1 Corridor Second Coach SK No. M24922 BR.....£34.95
39-026J BR Mk1 SK Second Corridor Coach No. E24945.....£34.95
39-032 BR Mk1 SK Second Corridor Coach Sealink.....£34.95
39-050G Mk1 SO Second Open E5057 BR Maroon.....£34.95
39-051J Mk1 SO Second Open E4058 BR Maroon.....£34.95
39-052E BR Mk1 SO Second Open Crimson & Cream.....£34.95
39-053F BR Mk1 SO Second Open Coach No. S3848.....£34.95
39-054A BR Mk1 TSO Tourist Second Open No. 4954.....£118.99
39-058 Mk1 SO Second Open Coach Network SouthEast.....£34.95
39-075C BR Mk1 BSK Brake Second Corridor Blue & Grey.....£34.95
39-076H Mk1 BSK Brake 2nd Corridor Coach No. E35083.....£34.95
39-077F Mk1 BSK Brake 2nd Corridor Coach BR.....£34.95
39-079C Mk1 BSK Brake 2nd Corridor Coach (WR), weathered.....£23.99
39-082B Mk1 BSK Brake 2nd Corridor Coach No. 35329.....£34.95
39-105 BR Mk1 RU Restaurant Car Crimson & Cream.....£34.95
39-125C BR Mk1 RU Composite Corridor Blue & Grey.....£34.95
39-126C BR Mk1 CK Composite Corridor Maroon.....£34.95
39-127B Mk1 CK Composite Corridor Coach E15055 BR.....£34.95
39-127E Mk1 CK Composite Corridor Coach BR, weathered.....£34.95
39-129C Mk1 CK Composite Corridor Coach, BR (WR) weathered.....£23.99
39-150D Mk1 FK First Corridor BR Blue & Grey.....£34.95
39-151F Mk1 FK First Corridor E13103 BR Maroon.....£34.95
39-152B BR Mk1 FK Corridor 1st Crimson & Cream.....£34.95
39-153D BR Mk1 FK Corridor Coach No. S13006.....£34.95
39-186 Mk1 BG Full Brake Departmental, weathered.....£34.95
39-187 Mk1 BG Full Brake Blue.....£34.95
39-188 BR Mk1 BG Full Brake Coach Network SouthEast.....£34.95
39-225A BR Mk1 BCK Brake Composite Corridor Blue & Grey.....£34.95
39-226C BR Mk1 BCK Brake Composite Corridor Blue & Grey.....£34.95
39-226E BR Mk1 BCK Brake Composite BR Maroon, weathered.....£34.95
39-228D BR Mk1 BCK Brake Composite Coach S21275.....£34.95
39-240 Mk1 FO First Open Coach No. M3001 BR.....£34.95
39-241 Mk1 FO First Open Coach No. M3001 BR.....£34.95
39-242 Mk1 FO First Open Coach No. M3002 BR.....£34.95
39-250A BR Mk1 RFO Restaurant Car Blue & Grey.....£34.95
39-251D Mk1 RFO Restaurant Car BR.....£34.95
39-264A BR Mk1 RMB Miniature Buffet Car BR Blue & Grey.....£34.95
39-271D BR Mk1 GUV SR Green.....£34.95
39-273 BR Mk1 GUV SR Green.....£34.95
39-273Z BR Mk1 GUV Coach No. S86804 BR (SR).....£44.95
39-274 BR Mk1 GUV Intercity Motorail Blue & Grey.....£34.95
39-276 Class 101 2 Car DMU BR Blue.....£34.95
39-282 BR Mk1 FK Pullman First Kitchen 'Robin'.....£59.95
39-282 BR Mk1 FK Pullman First Parlour.....£59.95
39-312 BR Mk1 FK Pullman 2nd Parlour Coach No. 350.....£59.95
39-312 BR Mk1 SP Pullman 2nd Parlour Blue & Grey lighting.....£59.95
39-363A BR Mk2A TSO Tourist 2nd Open 5354 Network SouthEast.....£38.95
39-380A Mk2A BSO Brake Second Open Coach No. E9418 BR.....£24.99
39-380Z Mk2A BSO Brake 2nd Open W426 BR Network SouthEast.....£29.99
39-412A Mk2A BFK Brake 1st Corridor AD97654 BR Blue & Grey.....£38.95
39-412B Mk2A BFK Brake 1st Corridor Network SouthEast.....£38.95
39-455 LMS 57H Porthole Corridor Brake 3rd Mk1122M BR.....£34.95
39-460A LMS 57H Porthole Corridor 1st 3rd M26668M, whtd.....£38.95
39-475 LMS 60T Porthole Open Vestibule Coach M7481M BR.....£23.99
39-475A LMS 60T Porthole Open Vestibule Coach M7481M, whtd.....£26.99
39-501 BR Mk1 SL12 Class Sleeper Car No. E29.....£34.99
39-501A BR Mk1 SL12 Class Sleeper Car No. E29.....£34.99
39-503A BR Mk1 SL12P Second Class Sleeper Car BR.....£41.95
39-577 BR Auto Trailer BR Crimson.....£40.99
39-578 Auto Trailer No. W234 BR Crimson & Cream.....£59.95

SPECIAL OFFER - BACHMANN & HORNBY CARRIAGES BUY 4 OR MORE FOR £1 DISCOUNT ON EACH

DAPOL OO LOCOMOTIVES

4D-003-004 Class 52 D1058 'Western Nobleman' BR Blue.....£129.99
4D-003-009 Class 52 D1021 'Western Cavalier' BR Blue.....£129.99
4D-003-010 Class 52 D1010 'Western Campaigner' BR Blue.....£129.95
4D-003-012 Class 52 D1026 'Western Centurion' BR Blue.....£133.95
4D-006-000 Class 73 Electro-Diesel No. 73 102.....£119.99
4D-006-000D Class 73 Electro-Diesel No. 73 105.....£119.99
4D-006-001D Class 73 Electro-Diesel No. 73 105.....£119.99
4D-006-005 Class 731 Electro-Diesel No. E6039 BR Blue.....£124.99
4D-006-005D Class 731 Electro-Diesel No. E6039 DCC Sound.....£257.99
4D-006-006 Class 731 Electro-Diesel No. 73 138 Dutch Civil.....£119.99
4D-006-006D Class 731 Electro-Diesel No. 73 138 Dutch Civil.....£119.99
4D-006-007 Class 732 Electro-Diesel No. 73 206 'Lisa' GBR.....£119.99
4D-006-007D Class 732 Electro-Diesel No. 73 206 'Lisa' GBR.....£119.99
4D-007-001 Class 122 Single Car DMU No. 55002 BR.....NEW £143.95
4D-007-001 Class 122 Single Car DMU No. 55002 BR.....NEW £143.95
4D-015-002 Class 122 Single Car DMU No. W55000 BR.....NEW £143.95
4D-015-002 Class 122 Single Car DMU No. W55000 DCC Fitted.....NEW £148.95
4D-015-003 Class 122 Single Car DMU No. 55012.....NEW £143.95
4D-015-003 Class 122 Single Car DMU No. 55012 DCC Fitted.....NEW £148.95
4D-015-004 Class 122 Single Car DMU No. SC55013 BR.....NEW £143.95
4D-015-004 Class 122 Single Car DMU No. SC55013 DCC Fitted.....NEW £148.95
4D-015-005 Class 122 Single Car DMU No. SC55007 BR.....NEW £143.95
4D-015-005 Class 122 Single Car DMU No. SC55007 DCC Fitted.....NEW £148.95
4D-022-003 Class 68 Diesel No. 68 010 Chiltern.....£127.95
4D-022-003D Class 68 Diesel No. 68 014 Chiltern.....£127.95
4D-022-004 Class 68 Diesel No. 68 014 Chiltern.....£127.95
4D-022-004D Class 68 Diesel No. 68 014 Chiltern.....£127.95

DAPOL OO WAGONS/VANS

SB001E JIA NACCO China Clay Wagon 33 70 0884 003-9, weathered.....£34.99
SB001F JIA NACCO China Clay Wagon 33 70 0884 004-7, weathered.....£34.99
SB001G JIA NACCO China Clay Wagon 33 70 0884 005-4, weathered.....£34.99
SB001H JIA NACCO China Clay Wagon 33 70 0884 006-2, weathered.....£34.99
SB004A ZAA PIKE Open Wagon Dutch Civil Engineers DC460039.....£29.99
SB004B ZAA PIKE Open Wagon Dutch Civil Engineers DC460036.....£29.99
SB004C ZAA PIKE Open Wagon Dutch Civil Engineers DC460049.....£29.99
SB004D ZAA PIKE Open Wagon Dutch Civil Engineers DC460042.....£29.99
SB005A SPA Open Wagon BR Railfreight, weathered DC460089.....£32.99

SB005B SPA Open Wagon BR Railfreight, weathered DC460123.....£32.99
SB005C SPA Open Wagon BR Railfreight, weathered DC460275.....£32.99
SB005D SPA Open Wagon BR Railfreight, weathered DC460690.....£32.99

DJ MODEL OO LOCOMOTIVES

K2058 2-4-0WT Beattie Well Tank No. 30587 BR Black L/C.....£109.99
K2058 2-4-0WT Beattie Well Tank No. 30585 BR Black E/E.....£109.99
K2101 0-4-4T OZ Steam Loco No. 24 'Cabourne' Black L/C.....£124.99
K2102 0-4-4T OZ Steam Loco No. 15 'Ventnor' BR Black L/C.....£124.99
K2103 0-4-4T OZ Steam Loco No. 30182 BR Black E/E.....£124.99
K2104 0-4-4T OZ Steam Loco No. 30225 BR Black L/C.....£124.99
K2105 0-4-4T OZ Steam Loco No. 325 Southern Black.....£124.99
K2106 0-4-4T OZ Steam Loco No. 30193 BR Black E/E.....£124.99
OJ394-001 Class

2712 Class 27 Diesel D5040 BR Blue w/small yellow ends.	£101.95	R3671 K1 North Eastern Freight Composite	NEW £168.95	R4767 Collect Corridor Composite Coach RH W6137W BR.	£38.99	2D-010-040 Class 67 'Thomas Telford' DCC Fitted.	£126.95
2713 Class 27 Diesel 5370 BR Green w/small yellow ends.	£101.95	HORNBY OO DIESEL & ELECTRIC LOCOMOTIVES		R4790 GWR Autocouch No. 191 GWR Chocolate & Cream.	NEW £29.99	2D-010-055 Class 67 Diesel No. 67 010 Caledonian Sleeper.	£104.95
2725 Class 27 Diesel D5349 BR Green.	£101.95	R3215 Class 5370 Eurostar 4 Car Train Pack 2013.	£204.99	R4791 GWR Autocouch No. W1909 BR Crimson & Cream.	NEW £29.99	2D-010-055D Class 67 Caledonian Sleeper DCC Fitted.	£126.95
2726 Class 27 Diesel D5347 BR Green w/small yellow panels.	£101.95	R2823 Class 5370 Eurostar Diesel Shunter.	£204.99	R4812 Railroad BR Mk1 Corridor Composite Coach E15303 BR.	£19.99	2D-010-066 Class 67 Diesel No. 67 015 DB Shunter Red.	£104.95
2727 Class 27 Diesel 5363 BR Blue w/small yellow panels.	£101.95	R3341A 2-HAL 2 Car EMU Train Pack Set 2623 BR Blue.	£89.99	R4813 Railroad BR Mk1 Corridor 2nd Coach E25002 BR.	£19.99	2D-010-068D Class 67 Diesel No. 67 018 DB Shunter Red.	£126.95
3327 Class 33/2 Diesel 33 208 BR Blue Civil Engineers Dutch.	£101.95	R3342 Class 08 Diesel Shunter No. 08 489 BR Blue.	£113.99	R4814 Railroad BR Mk1 Corridor Brake 2nd E34734 BR.	£19.99	2D-010-077 Class 67 Diesel No. 67 005 'Queen's Messenger'.	£104.95
3328 Class 33/2 Diesel 6593 BR Blue w/small yellow ends.	£101.95	R3343 Class 08 Diesel Shunter 08 822 'John' FGW.	£113.99	HORNBY OO WAGONS/BOXES/VANS/TRUCKS/CRANES		2D-010-077D Class 67 'Queen's Messenger' DCC Fitted.	£126.95
3329 Class 33/2 Diesel 33 206 BR Blue w/small yellow ends.	£101.95	R3346 Class 02 Electric No. 92 009 'Margo' DB Schenker.	£54.99	R6368 Railroad Brake Van.	£7.99	2D-010-044 Class 22 Diesel D6313 BR Gm. small yellow panels E1169.	£126.95
3330 Class 33/2 Diesel 33 202 'The Burma Star' BR.	£101.95	R3347 Class 02 Electric No. 92 019 'Warrior' Triple Grey EWS.	£54.99	R6678 LMS Horse Box 42513 LMS.	£15.99	2D-010-044 Class 22 Diesel No. 6330 BR Blue weathered.	£108.99
3331 Class 33/2 Diesel 33 206 Railfreight Distribution.	£101.95	R3351 Class 153 Single Car DMU Set No. 57359.	£74.99	R6712 5 Plank Open Wagon Triple Plank BR Bauxite.	£19.99	2D-010-051 Class 27 Diesel No. 27 040 BR Green.	£108.95
3348 Class 33/1 Diesel D6511 BR Blue w/small yellow ends.	£101.95	R3373 Class 71 Electric Loco No. E5001 BR Green.	£146.99	R6712A 5 Plank Open Wagon Triple Plank BR Bauxite.	£19.99	2D-010-051 Class 27 Diesel No. 27 043 BR Blue non-motorsied.	£46.99
3356 Class 33/1 Diesel 33 102 BR Blue w/small yellow ends.	£101.95	R3374 Class 71 Electric Loco No. 71 012 BR Blue.	£146.99	R6823 GWR AA15 2 Ton Road Brake Van No. 56865 GWR.	NEW £19.99	2D-010-053 Class 27 Diesel No. D5360 BR Green.	£44.99
3357 Class 33/1 Diesel 33 116 BR Grey.	£101.95	R3376 Class 71 Electric Loco No. 71 013 BR Blue.	£146.99	R6824 GWR AA15 2 Ton Road Brake Van No. 56871 BR.	NEW £19.99	2D-010-054 Class 27 Diesel No. D5369 BR Green non-motorsied.	£45.95
3414 Class 33/0 Diesel D6570 BR Blue w/small yellow ends.	£101.95	R3399 EWS Freight Train Pack - Limited Edition.	£124.99	GRAHAM FARISH N Locomotives		2D-010-072 Driving Van Trailer No. 82101 Intercity Svalby.	£39.95
3430 Class 33/0 Diesel D6506 BR Blue w/small yellow ends.	£101.95	R3403 Intercity 125 Anniversary Train Pack Original.	£208.99	370-185 A Day at the Races Train Set.	£179.95	2D-018-017 Hymek Van Trailer No. D7061 BR Blue.	£92.99
3431 Class 33/0 Diesel D6544 BR Blue w/small yellow ends.	£101.95	R3471 Class 50 No. 50 026 'Indomitable' Network SouthEast.	£149.99	370-400 Longford Military Railway Train Pack.	£124.99	2D-018-002 Hymek Diesel No. D7026 BR Blue weathered.	£49.99
3436 Class 33 Diesel 33 047 'Spitting' BR Civil Engineers.	£101.95	R4766 Class 153 Single Car DMU Set No. 153 327 Arriva Trains.	£79.99	370-430 Capital Connection Train Pack.	£179.95	2D-018-006 Hymek Diesel D7035 BR Blue, unpowered.	£49.99
3438 Class 33 Hymek Diesel No. D7012 BR Green.	£101.95	R4777 Class 153 Single Car DMU Set 153 321 Regional Railways.	£94.99	370-421A Class 08 Diesel Shunter No. D3785.	£80.95	2D-020-001 Class 153 DMU No. 153 378 Central Railways.	£91.99
3523 Class 35 Hymek Diesel No. D7054 BR Green.	£109.99	R4788 Class 43 HST Pack First Great Western.	£149.99	370-423 Class 08 Diesel Shunter No. 08 800 'Ivor'.	£80.95	2D-020-002 Class 153 DMU No. 153 371 London Midland.	£91.95
3524 Class 35 Hymek Diesel No. D7076 BR Green.	£109.99	R4793 Class 60 Diesel Loco No. 60 068 DW.	£119.99	370-424 Class 08 Diesel Shunter No. 08 067 DB Schenker.	£80.95	2D-021-001 Class 156 2 Car DMU Set 156 508 Strathclyde.	£110.99
3525 Class 35 Hymek Diesel No. 7011 BR Blue.	£109.99	R4800 Class 02 Electric No. 92 016 'Baghams' Railfreight Distribution.	£137.99	370-051 Class 04 Diesel No. D2295 BR Blue.	£80.95	2D-021-002 Class 156 2 Car DMU Set 156 419 Provincial.	£110.95
3910 Tango 02 Steam No. 3965 LNER w/steepled tender.	£156.99	R4841 Class 67 Diesel No. 67 025 'Weston' Star EWS.	£137.99	370-054 Class 04 Diesel Shunter No. D2332.	£55.95	2D-021-003 Class 156 2 Car DMU Set 156 403 Central Trains Express.	£110.95
3911 Tango 02 Steam No. 3965 LNER w/steepled tender.	£156.99	R4842 Sentinel 4DH Diesel Locomotive No. DH16 MSc.	£56.99	370-064 Class 03 Diesel Shunter No. 03 170 BR Blue weathered.	£80.95	2D-001-003 Manor Steam No. 7805 'Bromley Manor' GWR.	£119.95
3912 Tango 02 Steam No. 3965 LNER w/steepled tender.	£156.99	R4843 Sentinel Diesel Locomotive Crossley and Evans.	£56.99	370-068 Class 03 Diesel Shunter No. D5222 BR Green weathered.	£33.99	2D-001-004 Manor Steam No. 7801 'Ditcham Manor' BR/E.	£114.99
3913 Tango 02 Steam No. 3965 LNER w/steepled tender.	£156.99	R4846 Class 66 No. 66 105 'DP World London Gateway' DB.	£59.99	370-070 Class 37/4 Diesel No. 37 402 'Robert F. Fairlie'.	£103.95	2D-001-004D Manor Steam No. 7821 'Ditcham Manor' DCC Fitted.	£135.99
3914 Tango 02 Steam No. 3965 LNER w/steepled tender.	£156.99	R4847 Class 66 No. 66 079 'James Nightingale' GC EWS.	£84.99	370-285 Class 55 Delic Loco No. D9007 'Pinz' BR Green.	£106.95	2D-002-001D Schools Class 4-4-0 No. 902 'Wellington'.	£120.99
3915 Tango 02 Steam No. 3965 LNER w/steepled tender.	£156.99	R4848 Railroad GWR Freight Train Pack.	£47.49	370-287 55 Delic: 55 005 'Prince of Wales' Own Regiment Yorkshire.	£103.95	2D-002-002D Schools Class 4-4-0 'Wellington' DCC Fitted.	£142.99
3916 Tango 02 Steam No. 3965 LNER w/steepled tender.	£156.99	R4849 Railroad Class 08 Diesel 08 673 'Piccadilly' Intercity.	£36.99	370-329 Class 150/2 2 Car Sprinter DMU 150 247 BR.	£152.95	2D-007-011 57xx Pannier Tank No. 8700 GWR Green.	£72.95
3917 Tango 02 Steam No. 3965 LNER w/steepled tender.	£156.99	R4850 Class 08 Diesel 08 673 'Piccadilly' Intercity.	£36.99	370-330 Class 150/2 2 Car Sprinter DMU 150 128 FGW.	£139.99	2D-007-012 57xx Pannier Tank No. 8744 GWR Green.	£72.95
3918 Tango 02 Steam No. 3965 LNER w/steepled tender.	£156.99	R4851 Class 08 Diesel 08 673 'Piccadilly' Intercity.	£36.99	370-350A Class 60 Diesel Loco No. 60 035 EWS.	£106.95	2D-007-013 8750 Pannier Tank No. 8744 GWR Green.	£72.95
3919 Tango 02 Steam No. 3965 LNER w/steepled tender.	£156.99	R4852 Class 08 Diesel 08 673 'Piccadilly' Intercity.	£36.99	370-357 Class 60 Diesel Loco No. 60 057.	£103.95	2D-008-001 AA Steam 60002 'Commonwealth of Australia' BR.	£119.99
3920 Tango 02 Steam No. 3965 LNER w/steepled tender.	£156.99	R4853 Class 08 Diesel 08 673 'Piccadilly' Intercity.	£36.99	370-383A Class 66 Diesel No. 66 101 DB Schenker.	£106.95	2D-008-002 AA Steam 4498 'Sir Nigel Gresley' LNER Blue.	£124.99
3921 Tango 02 Steam No. 3965 LNER w/steepled tender.	£156.99	R4854 Class 08 Diesel 08 673 'Piccadilly' Intercity.	£36.99	370-384 Class 66 No. 66 209 EWS weathered.	£106.95	2D-008-004 AA Steam 60022 'Mallard' BR Blue.	£124.99
3922 Tango 02 Steam No. 3965 LNER w/steepled tender.	£156.99	R4855 Class 08 Diesel 08 673 'Piccadilly' Intercity.	£36.99	370-396 Class 66 No. 66 731 'Interurb' GBR.	£103.95	2D-008-004D AA Steam 60022 'Mallard' BR Blue DCC Fitted.	£139.99
3923 Tango 02 Steam No. 3965 LNER w/steepled tender.	£156.99	R4856 Class 08 Diesel 08 673 'Piccadilly' Intercity.	£36.99	370-397 Class 66 Diesel No. 66 434 DRS Plan Blue Compas.	£106.95	2D-008-005 AA Steam 60033 'Mallard' BR Green.	£124.99
3924 Tango 02 Steam No. 3965 LNER w/steepled tender.	£156.99	R4857 Class 08 Diesel 08 673 'Piccadilly' Intercity.	£36.99	370-456 Class 37/0 No. 37 133 BR Civil Engineers Dutch.	£103.95	2D-008-007 AA Steam 60032 'Mallard' BR Green.	£124.99
3925 Tango 02 Steam No. 3965 LNER w/steepled tender.	£156.99	R4858 Class 08 Diesel 08 673 'Piccadilly' Intercity.	£36.99	370-504 Class 101 2 Car DMU BR Green small yellow panels.	£148.95	2D-008-008 AA Steam No. 4468 'Mallard' LNER.	£128.99
3926 Tango 02 Steam No. 3965 LNER w/steepled tender.	£156.99	R4859 Class 08 Diesel 08 673 'Piccadilly' Intercity.	£36.99	370-505 Class 101 2 Car DMU No. L837 BR Network SouthEast.	£144.95	2D-008-008D AA Steam 4468 'Mallard' LNER DCC Fitted.	£128.99
3927 Tango 02 Steam No. 3965 LNER w/steepled tender.	£156.99	R4860 Class 08 Diesel 08 673 'Piccadilly' Intercity.	£36.99	370-604 Class 42 Warship Diesel D832 'Onslaught' BR.	£100.95	2D-008-010D AA Steam No. 4482 'Golden Eagle' LNER.	£128.99
3928 Tango 02 Steam No. 3965 LNER w/steepled tender.	£156.99	R4861 Class 08 Diesel 08 673 'Piccadilly' Intercity.	£36.99	370-651A Class 57/3 Diesel 57 308 'Left Train' GWR.	£116.95	2D-008-010D AA Steam 4482 'Golden Eagle' LNER.	£128.99
3929 Tango 02 Steam No. 3965 LNER w/steepled tender.	£156.99	R4862 Class 08 Diesel 08 673 'Piccadilly' Intercity.	£36.99	370-656 Class 57 Diesel No. 57 312 Network Rail Yellow.	£103.95	2D-008-009D AA Steam 4490 'Empire of India' LNER.	£128.99
3930 Tango 02 Steam No. 3965 LNER w/steepled tender.	£156.99	R4863 Class 08 Diesel 08 673 'Piccadilly' Intercity.	£36.99	370-701 Class 350/2 Desiro 4 Car EMU 350 233 London Midland.	£99.99	2D-008-009D AA Steam 4490 'Empire of India' DCC Fitted.	£146.99
3931 Tango 02 Steam No. 3965 LNER w/steepled tender.	£156.99	R4864 Class 08 Diesel 08 673 'Piccadilly' Intercity.	£36.99	370-702 Class 350/1 Desiro 4 Car EMU 350 101 London Midland.	£99.99	2D-008-012D AA Steam 4487 'Sea Eagle' LNER.	£128.99
3932 Tango 02 Steam No. 3965 LNER w/steepled tender.	£156.99	R4865 Class 08 Diesel 08 673 'Piccadilly' Intercity.	£36.99	370-825B Class 47/0 Diesel Loco No. D1572 BR Green.	£106.95	2D-008-012D AA Steam 4487 'Sea Eagle' DCC Fitted.	£146.99
3933 Tango 02 Steam No. 3965 LNER w/steepled tender.	£156.99	R4866 Class 08 Diesel 08 673 'Piccadilly' Intercity.	£36.99	370-828 Class 47/0 Diesel Loco No. 47 096 BR Blue.	£106.95	2D-009-005 38xx Class Steam No. 3819 GWR Green.	£119.99
3934 Tango 02 Steam No. 3965 LNER w/steepled tender.	£156.99	R4867 Class 08 Diesel 08 673 'Piccadilly' Intercity.	£36.99	370-876DS Class 108 2 Car DMU BR Blue DCC Digital Sound.	£229.95	2D-009-006 38xx Class Steam No. 3846 BR Black E/E.	£126.95
3935 Tango 02 Steam No. 3965 LNER w/steepled tender.	£156.99	R4868 Class 08 Diesel 08 673 'Piccadilly' Intercity.	£36.99	370-877A Class 108 2 Car DMU BR Blue & Grey.	£144.99	2D-009-006D 38xx Class Steam No. 3846 DCC Fitted.	£134.99
3936 Tango 02 Steam No. 3965 LNER w/steepled tender.	£156.99	R4869 Class 08 Diesel 08 673 'Piccadilly' Intercity.	£36.99	370-880 Class 108 2 Car DMU BR Blue & Grey.	£148.95	2D-009-007 38xx Class Steam No. 3822 BR Black L/C.	£119.99
3937 Tango 02 Steam No. 3965 LNER w/steepled tender.	£156.99	R4870 Class 08 Diesel 08 673 'Piccadilly' Intercity.	£36.99	370-985 Class 64xx 0-6-0 Pannier Tank No. 6407 GWR.	£80.95	2D-010-002 Hall Class 4914 'Cranmore Hall' BR Green L/C.	£109.99
3938 Tango 02 Steam No. 3965 LNER w/steepled tender.	£156.99	R4871 Class 08 Diesel 08 673 'Piccadilly' Intercity.	£36.99	370-986 Class 64xx 0-6-0 Pannier Tank No. 6412 BR E/E.	£80.95	2D-010-003 Hall Class 4958 'Priory Hall' GWR Green.	£119.95
3939 Tango 02 Steam No. 3965 LNER w/steepled tender.	£156.99	R4872 Class 08 Diesel 08 673 'Piccadilly' Intercity.	£36.99	370-987 Class 64xx 0-6-0 Pannier Tank No. 6417 BR E/E.	£80.95	2D-011-001 Flying Scotsman LNER Train Pack 4 Coaches.	£198.99
3940 Tango 02 Steam No. 3965 LNER w/steepled tender.	£156.99	R4873 Class 08 Diesel 08 673 'Piccadilly' Intercity.	£36.99	370-301 Castle Class No. 5044 'Earl of Dunraven' GWR.	£118.99	2D-011-001D Flying Scotsman Train Pack, as above, DCC Fitted.	£220.95
3941 Tango 02 Steam No. 3965 LNER w/steepled tender.	£156.99	R4874 Class 08 Diesel 08 673 'Piccadilly' Intercity.	£36.99	370-321 Castle Class Steam 5041 'Twicken Station' GWR.	£118.99	2D-011-002D Class A10 Steam 'Flying Scotsman' DCC Fitted.	£145.95
3942 Tango 02 Steam No. 3965 LNER w/steepled tender.	£156.99	R4875 Class 08 Diesel 08 673 'Piccadilly' Intercity.	£36.99	370-202 Castle Class No. 5047 'Sir Daniel Gooch' BR L/C.	£118.99	2D-011-003D Class A10 Steam 61013 'Flying Scotsman' BR E/E.	£124.95
3943 Tango 02 Steam No. 3965 LNER w/steepled tender.	£156.99	R4876 Class 08 Diesel 08 673 'Piccadilly' Intercity.	£36.99	370-202 Midland Class No. 47 'Sir Daniel Gooch' BR L/C.	£118.99	2D-011-003D Class A10 Steam 'Flying Scotsman' DCC Fitted.	£145.95
3944 Tango 02 Steam No. 3965 LNER w/steepled tender.	£156.99	R4877 Class 08 Diesel 08 673 'Piccadilly' Intercity.	£36.99	370-202 Midland Class No. 47 'Sir Daniel Gooch' BR L/C.	£118.99	2D-011-004D Flying Scotsman BR Green Train Pack.	£198.99
3945 Tango 02 Steam No. 3965 LNER w/steepled tender.	£156.99	R4878 Class 08 Diesel 08 673 'Piccadilly' Intercity.	£36.99	370-202 Midland Class No. 47 'Sir Daniel Gooch' BR L/C.	£118.99	2D-011-004D Flying Scotsman BR Green Train Pack DCC Fitted.	£220.95
3946 Tango 02 Steam No. 3965 LNER w/steepled tender.	£156.99	R4879 Class 08 Diesel 08 673 'Piccadilly' Intercity.	£36.99	370-202 Midland Class No. 47 'Sir Daniel Gooch' BR L/C.	£118.99	2D-011-005D Flying Scotsman LNER Train Pack 4 Coaches.	£198.99
3947 Tango 02 Steam No. 3965 LNER w/steepled tender.	£156.99	R4880 Class 08 Diesel 08 673 'Piccadilly' Intercity.	£36.99	370-202 Midland Class No. 47 'Sir Daniel Gooch' BR L/C.	£118.99	2D-011-005D Flying Scotsman LNER Train Pack DCC Fitted.	£220.95
3948 Tango 02 Steam No. 3965 LNER w/steepled tender.	£156.99	R4881 Class 08 Diesel 08 673 'Piccadilly' Intercity.	£36.99	370-202 Midland Class No. 47 'Sir Daniel Gooch' BR L/C.	£118.99	2D-012-001 Class A10 Steam 'Flying Scotsman' DCC Fitted.	£145.95
3949 Tango 02 Steam No. 3965 LNER w/steepled tender.	£156.99	R4882 Class 08 Diesel 08 673 'Piccadilly' Intercity.	£36.99	370-202 Midland Class No. 47 'Sir Daniel Gooch' BR L/C.	£118.99	2D-012-002 Class A10 Steam 'Flying Scotsman' DCC Fitted.	£145.95
3950 Tango 02 Steam No. 3965 LNER w/steepled tender.	£156.99	R4883 Class 08 Diesel 08 673 'Piccadilly' Intercity.	£36.99	370-202 Midland Class No. 47 'Sir Daniel Gooch' BR L/C.	£118.99	2D-012-003 Class A10 Steam 'Flying Scotsman' DCC Fitted.	£145.95
3951 Tango 02 Steam No. 3965 LNER w/steepled tender.	£156.99	R4884 Class 08 Diesel 08 673 'Piccadilly' Intercity.	£36.99	370-202 Midland Class No. 47 'Sir Daniel Gooch' BR L/C.	£118.99	2D-012-004 Class A10 Steam 'Flying Scotsman' DCC Fitted.	£145.95
3952 Tango 02 Steam No. 3965 LNER w/steepled tender.	£156.99	R4885 Class 08 Diesel 08 673 'Piccadilly' Intercity.	£36.99	370-202 Midland Class No. 47 'Sir Daniel Gooch' BR L/C.	£118.99	2D-012-005 Class A10 Steam 'Flying Scotsman' DCC Fitted.	£145.95
3953 Tango 02 Steam No. 3965 LNER w/steepled tender.	£156.99	R4886 Class 08 Diesel 08 673 'Piccadilly' Intercity.	£36.99	370-202 Midland Class No. 47 'Sir Daniel Gooch' BR L/C.	£118.99	2D-012-006 Class A10 Steam 'Flying Scotsman' DCC Fitted.	£145.95
3954 Tango 02 Steam No. 3965 LNER w/steepled tender.	£156.99	R4887 Class 08 Diesel 08 673 'Piccadilly' Intercity.	£36.99	370-202 Midland Class No. 47 'Sir Daniel Gooch' BR L/C.	£118.99	2D-012-007 Class A10 Steam 'Flying Scotsman' DCC Fitted.	£145.95
3955 Tango 02 Steam No. 3965 LNER w/steepled tender.	£156.99	R4888 Class 08 Diesel 08 673 'Piccadilly' Intercity.	£36.99	370-202 Midland Class No. 47 'Sir Daniel Gooch' BR L/C.	£118.99	2D-012-008 Class A10 Steam 'Flying Scotsman' DCC Fitted.	£145.95
3956 Tango 02 Steam No. 3965 LNER w/steepled tender.	£156.99	R4889 Class 08 Diesel 08 673 'Piccadilly' Intercity.	£36.99	370-202 Midland Class No. 47 'Sir Daniel Gooch' BR L/C.	£118.99	2D-012-009 Class A10 Steam 'Flying Scotsman' DCC Fitted.	£145.95
3957 Tango 02 Steam No. 3965 LNER w/steepled tender.	£156.99	R4890 Class 08 Diesel 08 673 'Piccadilly' Intercity.	£36.99	370-202 Midland Class No. 47 'Sir Daniel Gooch' BR L/C.	£118.99	2D-012-010 Class A10 Steam 'Flying Scotsman' DCC Fitted.	£145.95
3958 Tango 02 Steam No. 3965 LNER w/steepled tender.	£156.99	R4891 Class 08 Diesel 08 673 'Piccadilly' Intercity.	£36.99	370-202 Midland Class No. 47 'Sir Daniel Gooch' BR L/C.	£118.99	2D-012-011 Class A10 Steam 'Flying Scotsman' DCC Fitted.	£145.95
3959 Tango 02 Steam No. 3965 LNER w/steepled tender.	£156.99	R4892 Class 08 Diesel 08 673 'Piccadilly' Intercity.	£36.99	370-202 Midland Class No. 47 'Sir Daniel Gooch' BR L/C.	£118.99	2D-012-012 Class A10 Steam 'Flying Scotsman' DCC Fitted.	£145.95
3960 Tango 02 Steam No. 3965 LNER w/steepled tender.	£156.99	R4893 Class 08 Diesel 08 673 'Piccadilly' Intercity.	£36.99	370-202 Midland Class No. 47 'Sir Daniel Gooch' BR L/C.	£118.99	2D-012-013 Class A10 Steam 'Flying Scotsman' DCC Fitted.	£145.95
3961 Tango 02 Steam No. 3965 LNER w/steepled tender.	£156.99	R4894 Class 08 Diesel 08 673 'Piccadilly' Intercity.	£36.99	370-202 Midland Class No. 47 'Sir Daniel Gooch' BR L/C.	£118.99	2D-012-014 Class A10 Steam 'Flying Scotsman' DCC Fitted.	£145.95
3962 Tango 02 Steam No. 3965 LNER w/steepled tender.	£156.99	R4895 Class 08 Diesel 08 673 'Piccadilly' Intercity.	£36.99	370-202 Midland Class No			

'Merchant' cylinders need extending

CONGRATULATIONS to Tim Shackleton for his excellent article in August's HM122 on detailing the Hornby rebuilt 'Merchant Navy'.

Another modification is to extend the short cylinders provided. This involves removing the cylinder block saddle and cutting the assembly crossways through

the middle of the cylinders. A 2.5mm thick piece of Plasticard can then be grafted in. Once the glue has cured, this can be shaped to the cylinder profile. A new cover panel can be made from paper with the rivet detail lightly embossed. It's a small change, but it makes a difference.

Dave Townley, by e-mail.

HOW DO I MAKE A WEATHER SHEET?

I am writing in relation to the 'Merchant Navy' detailing feature in HM122 which had one omission from the parts list. The model after completion of detailing shows a weather sheet between the cab and tender. However, there is no

information given as to materials used or how it is fixed. Would it be possible to provide information on this in a future issue? This might be applicable to a detailing project for other models.

Colin Fishwick, by e-mail.

■ *Tim's weather sheet was made from 5thou plastic sheet, cut to size and glued to the inner face of the cab roof. You can use paper if you prefer, but the actual size comes down to the radius of the curves on your layout. HM.*

Waterloo Sunset 50

Hornby's new 2018 001 Class 2018 was one of the best of its class in traffic on July 19th 1967. The 2018 was built to mark the 50th anniversary of the British Pacific's first year using Hornby's 000 gauge model.



**£50
STAR
LETTER**



MAIL FROM THE...



MATCHING CARRIAGES TO ENGINES

FORUM



Read more at: www.hornby.com/uk-en/forum/matching-carriages-to-engines/

I play with trains - I don't model but I want my engines to pull the correct coaches. Currently I just put any coach with any engine depending on my tastes. But of late I felt I would like to be more correct with what pulls what. Is there an easy way to find which engine pulled what? I know that LNER 'A4s' pulled Teak coaches sometimes but what did others pull? Nothing too complicated please!
Hornby forum user debe45

IN RESPONSE:

■ *Hornby Magazine* has train formations articles with carriages in including the August edition. See if you can find previous copies over the last six months or so and the

answer will most likely be there.
Hornby forum user tyneside emu

■ Matching locomotives and coaches is a complex topic, mainly because there are very many possible permutations and combinations and will also change depending upon which era you are trying to represent. As already said the preservation era is perhaps the easiest because you can usually find a good excuse to run anything with anything else.

Properly matched trains can look smart, but then if there is a colour combination that takes your fancy, it is your layout, go for it!

Matching the type of locomotive to a train is also something worth considering.

Big locomotives look better on a long train of corridor coaches but a little tank engine better matches a couple of non-corridor coaches. Goods locomotives with eight or ten coupled driving wheels were used mostly on freight trains but could occasionally be called on to work a passenger train in an emergency.

Hornby forum user LC&DR

■ This is actually quite an interesting area because, while I don't take the hobby terribly seriously I have my own 'rules'. We all do, from those who strive for absolute accuracy right across the spectrum to where the only 'rule' is that there are no 'rules'!

Hornby forum user Rule 1 Applies

CROSSINGS CONTROLLED FROM HOUSES

In the article on crossings in HM122 you mention all level crossings except one type which is probably now user worked, but until at least the late 1960s some of these were indeed manned not by a regular box but from a house beside the line.

As a child, I lived in a former keeper's bungalow which had been originally built too low to see the line and the road. I do not know if it was the LNER or BR but

they had built a new house on the opposite side of the line for the keeper who kept in touch with the nearest signalboxes in both directions by a telephone connected only to them. The line was somewhere in East Yorkshire – I cannot remember the exact line as I was very young at the time, and only remember it through the fact of watching the trains go by.

Graham Reid, by e-mail.



SIMPLIFYING SPEED CALCULATIONS

In Hornby Post (HM121) there are admirably accurate calculations for scale speeds, but I suspect that answers to two decimal places is a precision somewhat better than the speedometer on a steam engine. All you need to know is that 60mph is 88ft per second, and scale accordingly. In 'OO', 4mm is a foot, so 60mph is 88 x 4mm per second, or 352mm, which is conveniently near enough the length of an R601 double straight (335mm). Better still, 50mph is just a tad under a foot per second at scale speed, so a steam-hauled goods train probably shouldn't be going at more than one foot every two seconds, about 25mph. To put it another way, an 8ft x 4ft oval is around 20ft of track, so if a steam hauled goods is going around it more than twice a minute (about 35mph) it's probably going too fast.

Daniel Goodrich, by e-mail.

CAN WE HAVE WRAPAROUND WINDOWS FOR THE '28'?

I see from HM121 that Heljan is to reintroduce the Class 28 Co-Bo diesel. I hope that this time they will model the all-green version with the correct windows. In the original model specification, it was stated that the all-green versions would have the correct wraparound windows, but when released they had the modified windows only.

When introduced, the Co-Bos had quite distinctive front windows which wrapped round the corners. Unfortunately, they had a tendency to fall out when on the move! When the entire class was withdrawn in 1961 to improve the engines, the opportunity was taken to modify the windows too. When the class was reintroduced to service they had also gained small yellow warning panels - certainly this is the case in all the photographs I have seen.

From 1958-1960, they were all-green with wraparound windows; from 1962 onwards, small yellow panels with modified windows. Incidentally, I have also never seen a photograph of a green Co-Bo with full yellow ends, so this may be another error in the original model. The only full yellow end I have seen is on the solitary example to gain blue livery.

As I model the late 1950s, a Co-Bo would be a nice addition to my fleet, but I would really want to see it with original pattern windows. Finally, I notice that the previous rendition of this class, the old Hornby-Dublo model, also had modified windows with all-green livery, and all the kits I have seen had modified windows. It is about time this situation was corrected!

Dave Kitson, by e-mail.

WHY AREN'T ALL HORNBY LOCOMOTIVES DCC READY?

Read more at: www.hornby.com/uk-en/forum/why-hornby-locos-dont-all-come-dcc-ready/

This is directed towards Hornby, but could anyone explain why all its new locomotives are not supplied DCC ready? I've seen the new 'Terrier' that is being released at £84.99 and I was surprised to find that it's not DCC ready. *Hornby forum user Lardenr*

IN RESPONSE:

■ The Terrier is a relatively old model and therefore to make it DCC ready a certain amount of re-tooling would be needed. Hornby has demonstrated that it can and will make small locomotives DCC ready. I presume that in time it may get an upgrade but in the meantime the conversion is possible by hardwiring one of the very small

decoders now available. It can be done by just unsoldering the motor wires and with no body modifications needed it would be simple and invisible to go back to DC control if needed in the future. *Hornby forum user SteveM6*

■ You make a good point, Lardenr - it is understandable that a few small 0-4-0Ts at a low price point will not be DCC ready but the Sentinel is DCC ready at £65 while the 'Terrier' has no provision for a DCC socket and a decoder. You can only just wire in the 4-pin X9659. *Hornby forum user bowman*

■ As has already been said, the 'Terrier' is an old model and it is re-released

periodically in a different livery. Many decoders can be hard wired, so whether it is 4, 6 or 8-pin doesn't really matter as you will not be using the plug/socket. If you remove the body, which takes a couple of minutes, Hornby's R8249 decoder can be fixed in place to the side of the motor and the body replaced. *Hornby forum user bulleidboy*

■ I would expect that if the 'Terrier' needs to be re-tooled it will be reissued DCC ready. *Hornby forum user ellocoloco*

● See more online at the Hornby Forum and the Engine Shed blog.

Little Aller JUNCTION

*Aller Junction, near Newton Abbot, was the inspiration for **CHRIS MORRIS'** 'N' gauge layout, set firmly in the diesel-hydraulic era in the summer of 1963.*

PHOTOGRAPHY, MIKE WILD



A maroon liveried
'Western' D1065
Western Consort thunders
through the junction with a
London-bound express as a
parcels takes the Torbay line.

SOMETIMES things just come together and take you where you don't expect them to. My main railway is a 'G' scale layout running around my garden but I found that it gets too cold to play outside in the winter - at my age I should have realised this - so I built a small 'N' gauge branch line layout to keep me occupied in the colder months. This is a nice compact layout which handles half a dozen short trains and provides lots of operational interest in a very small space. I was very happy, but then one day at an exhibition I saw the Osborn's Models limited edition of the first 'Western' diesel-hydraulic D1000 *Western Enterprise* in its striking desert sand livery. The next thing I knew I had bought one even though it was totally unsuitable for my little branch line.

At around the same time, I was working on new club layout ideas with fellow members and as part of my planning I

worked out a scheme to allow trains to go from quadruple track through a junction to two double tracks and then back to the storage road they started from.

Eventually, *Western Enterprise* and this drawing came together in the shape of a plan to build a representation of Aller Junction in Devon - a well-known location near Newton Abbot on the Great Western main line forming the junction where the Torbay line leaves that to Plymouth and Penzance. The plan was created using the dimensions of the load space in my car and the geometry of Peco pointwork as governing factors. It was clear that I didn't have space to make a scale model of Aller Junction so I decided to make it a caricature and call it Little Aller Junction.

The layout has the correct pointwork for the actual junction with quadruple track from Newton Abbot splitting into two double tracks to Torbay and to Plymouth. To the right of the junction there was a farm

overbridge to form a scenic break. To the left of the junction I had to build two tunnels that did not exist in the real location and there was not room on the layout to include the freight loop just past the junction.

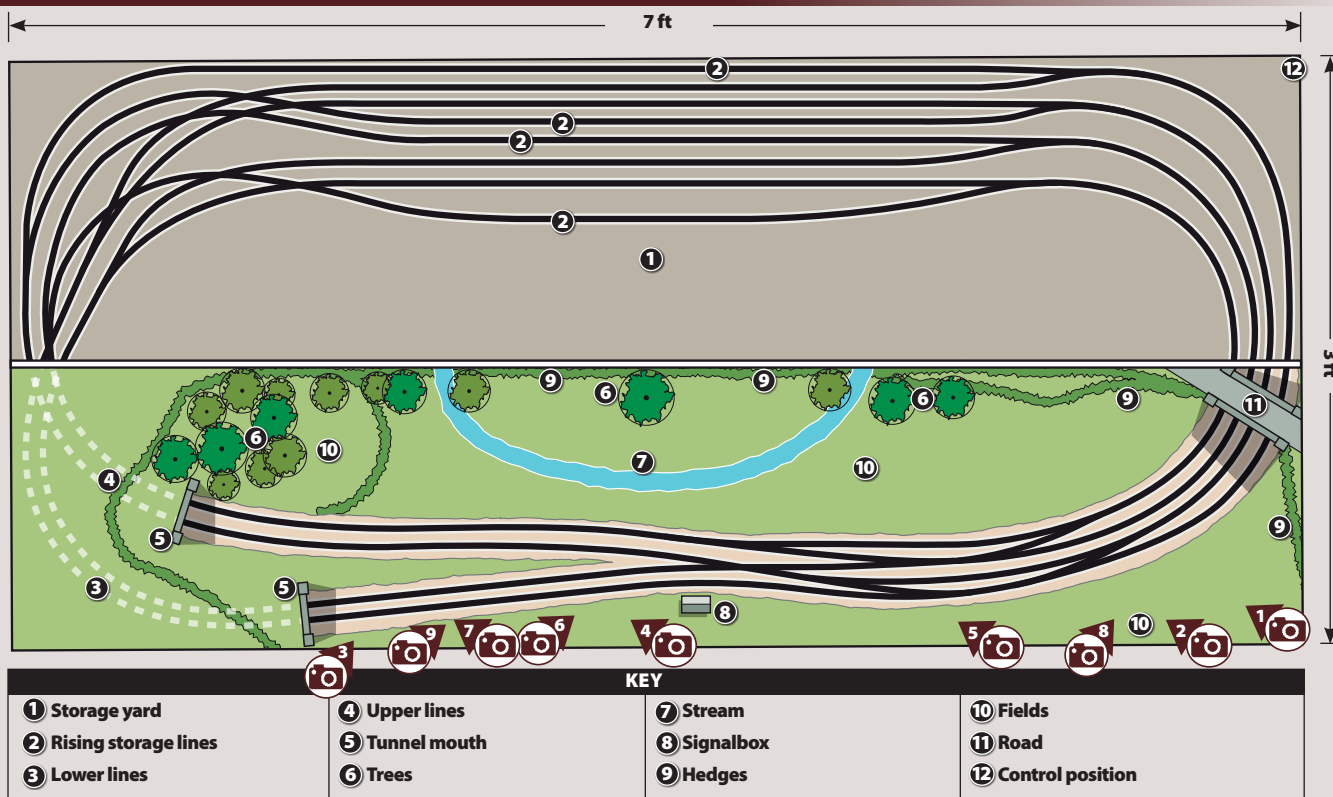
CONSTRUCTION

I used open baseboards when building this layout. I made an interlocking grid from plywood but did not attach the traditional baseboard top. The plywood was shaped so that it supported the trackbed where required and also formed the basic shape of the scenery. Plywood was then cut to the shape required to make just the trackbed - the rest of the baseboard being left open to form the scenic area.

This allowed the countryside surrounding the railway to flow and be below or above the height of the track as required. The aim was to create the look of a railway having been forged through the landscape. Construction then followed the usual »



LITTLE ALLER JUNCTION TRACK DIAGRAM (Not to scale)



pattern of laying track, wiring, testing, ballasting, testing and then building the scenery. I made some more plywood scenery formers and covered these in a metal mesh to form the rolling hill shape. This was then covered in plaster bandages followed by a thin layer of household filler. The filler was then painted over with PVA adhesive to seal it and two coats of earth coloured paint. The reason for two coats is that the first colour I chose didn't look right so I had to use a different one.

The open baseboard method also allowed greater flexibility of track levels. My layout is only 7ft long and to get the trains back to the right place in the storage sidings, some of the storage tracks on the Plymouth line had to go over some of the storage tracks on the Torbay line. The quadruple track and junction pointwork were set at a mid-height and after the junction the Torbay tracks drop while the Plymouth tracks rise. This allowed me to achieve the height difference between the two sets of tracks in half the distance that would have been required if I had used a traditional baseboard and wasn't able to lower the tracks for Torbay after the junction.

Right from the start, this was planned to be an exhibition layout so a lot of attention was given to how it would pack together for transportation at the planning stage. I also knew that I would require lighting for the layout as exhibition halls can have indifferent lighting. To keep this as easy to transport as possible I built a header board and attached a strip of super bright LED tape to the back. I built the lighting before I started the scenery so that I could build the scenery in the same lighting conditions as would exist when at an exhibition.

TESTING

Proper testing is really important at each stage of building a layout. When I wired this layout up and put a locomotive on, it worked fine and I was pleased with myself for doing a good job. I then carried out a full test with trains on every storage road and found that I had issues to resolve which only showed up with all tracks occupied. It took a couple of attempts to get everything working as I wanted. Fixing the problem was simple before ballast or scenery was added but would have been difficult if the problem had not been found until later.

RUNNING TRAINS

There are nine storage roads, one each for seven routes through the junction and two roads for the eighth route. Three of the storage sidings have been split into two so the layout can hold 12 trains but we usually exhibit with eleven trains.

The trains are correct for the summer of 1963 in South Devon except for a couple of interlopers in the shape of a maroon 'Warship' (1965 onwards) and a maroon Western with full yellow ends (1967) which make an occasional appearance. I prefer to run one train through the junction at »



 A Graham Farish Class 42 'Warship' leads a short freight through the junction as a 'Western' catches up with a fast for London.



A Class 22 has just been given the road after a 'Hymek' has crossed the junction with a long rake of vans.





04 Left: **D1038 Western Sovereign** leads a rake of loaded china clay wagons towards Newton Abbot.

05 Right: **D1015 Western Champion** passes through Little Aller Junction with a London-bound milk working.

06 Below: **The one which started it all: D1000 Western Enterprise** takes the route for Plymouth at Little Aller Junction. It is a Dapol model produced as a limited edition for Osbourn's Models.



a time as this provides a nice procession of the trains that would have been seen. Sometimes it is nice to run two through at the same time in the same direction either converging or diverging. This would have happened at the real junction and makes for an unusual sight on a model.

This type of operation was expected at the planning stage and the layout uses analogue power with two Gaugemaster controllers. It wasn't until the layout was nearly complete that we found it was possible to run four trains at once continuously going round and round. In reality, there would have to be a gap of some minutes between trains passing through the crossing in different directions so running four at once complete with near misses is "playing trains" but it is somehow entertaining to watch.

ADDED GIMMICKS

I have worked as well as I can to make this model a serious attempt at capturing the feel of the specific location at a certain point in time. It must however be acknowledged that model railway exhibitions need to entertain the paying visitors and so I have added a few gimmicks to provide a bit of fun.

So far, I have not been greatly impressed with sound fitted into 'N' gauge models. Yes it is improving and I think it works well if you have in your mind that you are the driver but this is a long way from what you hear if you are standing by the track watching trains go by. My low cost alternative (which works for this layout but is not suitable for all) is to use sound taken from recordings. I timed my various trains running through the scenic section of the layout. I then went through my videos of 'Westerns' and a few other preserved locomotives to find a suitable soundtrack.

I used software to create an mp3 file from the video and another to edit the sound file to fit the requirements of the layout by chopping it around and fading in and out to create a soundtrack of the correct length. »



107 Left: A BR green Graham Farish 'Warship' approaches from Torbay with a rake of Western Region chocolate and cream Mk 1s as unique Golden Ochre liveried 'Western' D1015 *Western Champion* – a repainted Dapol model – slows for a signal check with six-wheel milk tankers.

108 Right: A Brush Type 4 leads a parcels working towards Torbay as a freshly painted maroon 'Warship' heads east towards the capital.

109 Below: 'Grange' and 'Manor' 4-6-0s take charge of a heavily loaded summer Saturday express at Little Aller Junction in steam's final years.



These files are downloaded to my phone and then played through a reasonably powerful speaker under the layout. This gives a representation of a train passing and with the right speaker I can even make the ground vibrate as the train passes! You could use videos from YouTube as a start point for the sound files but I suggest you would need to obtain the video owner's permission to use it at exhibitions.


My second gimmick is the installation of a Broadway Limited thunderstorm module. This module controls two LED light strips which flash to create the effect of sheet lightning and also creates a lightning crack followed by a thunder sound effect. At the push of a button I can have just one lightning flash or a full thunderstorm complete with wind howling, gates slamming and dogs barking. I have installed a dimmer on the main layout lighting so I can dim the 'bright sunlight' when the storm starts. There is no actual rain, but in 'N' gauge it would be too small to see anyway. The thunder and lightning has proved to be popular with visitors and we see lots of smiles when we go through the storm sequence; especially from youngsters.

We have made one or two jump a bit so we let them press the button for the



thunder and they are then happy. The thunder does tend to reverberate around exhibition halls and it is possible that some fellow exhibitors aren't amused.

Building and exhibiting the layout

has been a good experience for me. I hope visitors enjoy it as well. That one spur of the moment decision to buy *Western Enterprise* has ended up being quite a big investment! 



FREE GIFT

When you take out a 2-year
or Direct Debit subscription

HORNBY
magazine



**3 EASY WAYS
TO ORDER**



ONLINE

Go to our website at...
www.hornbymagazine.com



PHONE

UK 01780 480404
OVERSEAS +44 1780 480404

FAX UK 01780 757812
OVERSEAS +44 1780 757812



POST

COMPLETE THE FORM AND POST TO:
HORNBY MAGAZINE,
KEY PUBLISHING LTD,
PO BOX 300, STAMFORD,
Lincs, PE9 1NA,
UNITED KINGDOM

Choose from...


HORNBY MAGAZINE YEARBOOK 9

Hornby Magazine Yearbook No. 9 features the latest layout build from the Hornby Magazine team to create a 1960s Western Region style city terminus with full digital command control, working signals and more. In this ninth edition of the Hornby Magazine Yearbook the new project layout introduces a variety of skills from making use of overseas buildings to detailing stations, locomotives and more. Hardback, 128 pages.
Hornby Magazine Editor Mike Wild.

TOP 20 PRODUCTS OF 2016 • PREVIEW: NEW MODELS FOR 2017

HORNBY

2017 magazine yearbook No. 9



INSPIRATION Favourite layouts from the pages of Hornby Magazine
CONSTRUCTION How to detail stations, locomotives and more
MODELLING

RRP
£17.99
128 pages, Hardback

RAILWAY SPECIALS BUNDLE

This collection of three of our best-selling railway special magazines is essential reading for any model railway enthusiast. Included are: Hornby Magazine Design Manual, Hornby Magazine Weathering Guide Vol. 2 and BR Steam Western Region!



BUNDLE RRP
£19.97

AMERICAN READERS

Readers in the USA may place orders by:
Telephone: Toll-free 800-428-3003 Fax: 757-428-6253
or by writing to: **Hornby Magazine, 3330 Pacific Ave, Ste 500, Virginia Beach, VA 23451-9828**
Alternatively, order online at
www.imsnews.com/hornbymag
quoting/entering code HM0917

SAVE EVEN MORE

When you pay by easy Direct Debit – just £9.99 quarterly or £37.99 annually
PLUS FREE GIFT

☒ **YES**, I would like to subscribe to Hornby Magazine

PAYER'S DETAILS

Title First name Surname

Address

Postcode Country

Email address

Please complete to receive news updates and offers from us by email.

Please send gift card ☐

DELIVERY DETAILS (IF DIFFERENT)

Title First name Surname

Address

Postcode Country

Email address

SPECIAL OFFER (PLEASE TICK)

GIFT CHOICE: ☐ HORNBY YEARBOOK 9 ☐ RAILWAY SPECIALS BUNDLE

12 FOR THE PRICE OF 10

BEST OFFER
24 FOR THE PRICE OF 19

UK	12 issues	<input type="checkbox"/> £43.99	24 issues	<input type="checkbox"/> £79.49
Europe	12 issues	<input type="checkbox"/> £53.99	24 issues	<input type="checkbox"/> £95.49
USA	12 issues	<input type="checkbox"/> £68.99	24 issues	<input type="checkbox"/> \$121.99
Rest of the World	12 issues	<input type="checkbox"/> £56.99	24 issues	<input type="checkbox"/> £99.99

PAYMENT DETAILS

I enclose a cheque for £/\$ made payable to Key Publishing Ltd

Please debit my Mastercard ☐ Visa ☐ for £/\$

Expiry date Security Code (3 digit code on reverse of card)

OFFER CLOSE DATE: 30 SEPTEMBER 2017 PLEASE QUOTE: HM0917

Signature Today's date

INSTRUCTION TO YOUR BANK OR BUILDING SOCIETY TO PAY BY DIRECT DEBIT

Please tick: ☐ UK Direct Debit ☐ Quarterly £9.99 ☐ Annually £37.99



Instruction to your bank or building society to pay by Direct Debit



Please fill in the form and send to:
Key Publishing Ltd, PO Box 300, Stamford, Lincolnshire, PE9 1NA, UK
Name and full postal address of your bank or building society

To: The Manager Bank/building society

Address

Postcode

Name(s) of account holder(s)

Branch sort code

Bank/building society account number

Service user number
6 5 8 9 6 0

Reference

Instruction to your bank or building society
Please pay Key Publishing Ltd. Company Direct Debits from the account detailed in this instruction subject to the safeguards assured by the Direct Debit Guarantee. I understand that this instruction may remain with Key Publishing Ltd. and, if so, details will be passed electronically to my bank/building society.

Signature(s)

Date

Banks and building societies may not accept Direct Debit Instructions for some types of account.

Direct Debit UK only. If paying by Direct Debit please send in form.

Payments are accepted by Direct Debit, cheque, Postal Order, Credit Card and US Dollar check. Payments by credit or debit card will be shown on your statement as Key Publishing Ltd. Key Publishing will hold your details to process and fulfil your subscription order. Occasionally we may wish to contact you to notify you of special offers on products or events. If you do not wish to receive this information please tick here ☐ or mention when calling. Gift subject to change. Any alternative gift will be of equal or higher value. Please note: Free gift is only available on Direct Debit with a minimum 2 year subscription. Should you cancel your subscription earlier than an invoice will be raised for the full price of the gift.

Kernow's 4-TC debuts

**FIRST
REVIEW**

Southern Region multiple units have gained much popularity since the introduction of the Bachmann 4-CEP in 2009, but now we have a go-anywhere unpowered 4-TC unit too. **MIKE WILD** takes a closer look at this surprisingly enticing and versatile offering.

SOUTHERN REGION multiple units have one major drawback – without the third-rail power system they can't go anywhere – but there is one type of unit which breaks the rules: the unpowered 4-TC (Trailer Control) units. Formed of four vehicles converted from locomotive hauled BR Mk 1 coaching stock, they were designed for the specific purpose during the Bournemouth electrification of allowing electric powered trains from London to be split at Bournemouth and for a portion to continue to Weymouth with a push-pull equipped Class 33/1 diesel locomotive to reach their final destination which wasn't electrified at the time.

On the outside they matched the profile of the second range of BR built electric multiple units for the Southern with Glass Reinforced Plastic (GRP) cab fronts as well as matching control gear which allowed them to be propelled from London by the powerful 4-REP units. In addition, they could be paired with Class 73s and Class 33/1s to operate in push-pull mode, such was their flexibility. Reality Check has the full story on the 4-TCs.

To see these unpowered units delivered as a ready-to-run model is nothing short of extraordinary. It was announced by Kernow

Model Rail Centre as an exclusive product in June 2016 at the Great Central Railway Model Event (HM110) and, as you might expect with our Southern interests in the *Hornby Magazine* office, we've been itching to get our hands on the final production model.

THE MODEL

First to arrive – six versions are being produced in total covering BR blue and grey, Network SouthEast and RTC liveries - is original condition unit 416 in the fleet's debut livery of plain BR blue with small yellow warning panels as applied for their 1967 introduction. This is just early enough to have been seen alongside the final steam services on the Southern (HM122) but equally suitable to operate with the very first of the BR blue locomotives including Class 73s in BR blue with grey solebars and small yellow warning panels.

Decoration of our sample is nothing short of superb throughout. The plain BR blue colour scheme is smoothly applied across all four vehicles, offset with subtle details such as unit numbers, BR double arrow crests, small yellow panels, handrails picked out in silver and black and finely finished door handles. Not so subtle, but equally accurate, are the orange curtains

modelled in the windows which add a welcome splash of colour. Importantly, the BR blue base colour wraps over the cab roof dome and around the outer gangway sides, just as it should. Also worthy of note is that the interior features colouring to the seats, tables and plain white partitions to complete the 'look' of these units.

Detailing is excellent too with the four-vehicle set reflecting those assembling the real trains accurately. In the box you get two Driving Trailer Second Opens (DTSO), a Trailer First Corridor (TFK) and a Trailer Brake Second Corridor (TBSK) to assemble the unit. These are fitted with four-pin power connecting couplings between vehicles which means it is difficult to get the order wrong. These couplings also mean the full train only requires a single 21-pin decoder to operate all of its lighting functions and, intriguingly, it is prepared for digital sound too with space for a 15mm x 10mm Zimo cube speaker designed into the seating of the TBSK.

Moving back to the details and you get superbly done jumper cables on the cab fronts, neat but unsprung oval buffers, plastic windscreen wipers and what is an impressively well done handrail under the cab windows - even though it is moulded. However, the vertical cab door handrails would, in our view, have benefitted from being separate rather than moulded items – as would those on the guard's door on the TBSK.

Still, there is much more to appreciate including separately fitted air horns on the roof, an elaborately detailed and complete underframe set between correct B4 pattern bogies together with intricate items such as metal footsteps hanging from one corner at each end and the step ladder below the guard's door. All in all this adds up to a highly realistic and detailed picture of a 4-TC for 'OO' gauge. »





The 4-TC is a multiple unit like no other - it has no onboard power systems and requires a locomotive or another unit to provide propulsion.


"We've been itching to get our hands on the final production model of the 4-TC."

MIKE WILD



Guard's compartment wall detailing is printed.

Power connecting couplings between vehicles.




PERFORMANCE

It might seem odd to talk about performance of an unpowered train, but actually the 4-TC has a number of features which are worthy of comment in this area. First in that list is the lighting. It features interior compartment lighting as well as directional headcode panel lights with the latter illuminating in white for the leading end and red for the trailing end and swapping direction with the unit's travel. Spare doors are included to allow the route

number to be changed for personal taste.

However, Bachmann has ensured that lighting control can be carried out in both analogue and digital formats. Three switches are positioned in the underframe of the TBSK, two of which allow the cab front lights to be permanently extinguished at each end

independently (for use in multiple formations or when coupled to a locomotive) while a third controls the interior lighting. With DCC a decoder can take over these functions.



THE DETAILS

Manufacturer:	www.kernowmodelrailcentre.com
Cat No:	32-640Z
Description:	4-TC (four-car trailer control) 416, BR blue
Scale:	'OO'
Price:	£289.95
Era:	5/6
DCC:	DCC ready, 21-pin socket
Couplings:	Small tension locks in NEM pockets at outer ends



Access to the DCC decoder socket is relatively straightforward, but could have been made simpler by using screws instead of clip fittings as it is difficult to find a position on the solebar to hold it securely while unclipping the body. Still, within a minute we had the TBSK body off and found ample space for a 21-pin decoder and the moulded speaker enclosure which requires the seat moulding to be released from the chassis for complete conversion to digital sound. It should also be noted that once the body is released a pair of wires connects to the roof lights, which need to be disconnected carefully before removing the body completely.

We tested the 4-TC with sustained running with a Class 33/1 in both push and pull modes. Even with the locomotive propelling the four-car train it ran smoothly and confidently through all point

formations on our test track without any suggestion that it might be unstable. The strong inter-coach couplings definitely help with that too.

OVERALL

Kernow Model Rail Centre has made a bold and welcome choice by creating the 4-TC as a ready-to-run model for 'OO' gauge and in partnering with Bachmann the result is a stand out product which will be highly appealing to all 1966 and onwards Southern Region modellers. It also brings new purpose to the Class 33/1s produced



by Heljan as well as Dapol's recent Class 73 for 'OO' gauge and with its impressive (for a Southern unit) sphere of operation – they were seen as far north as Birmingham and as far west as Cardiff on occasions – there are plenty of reasons to be excited by this new release.

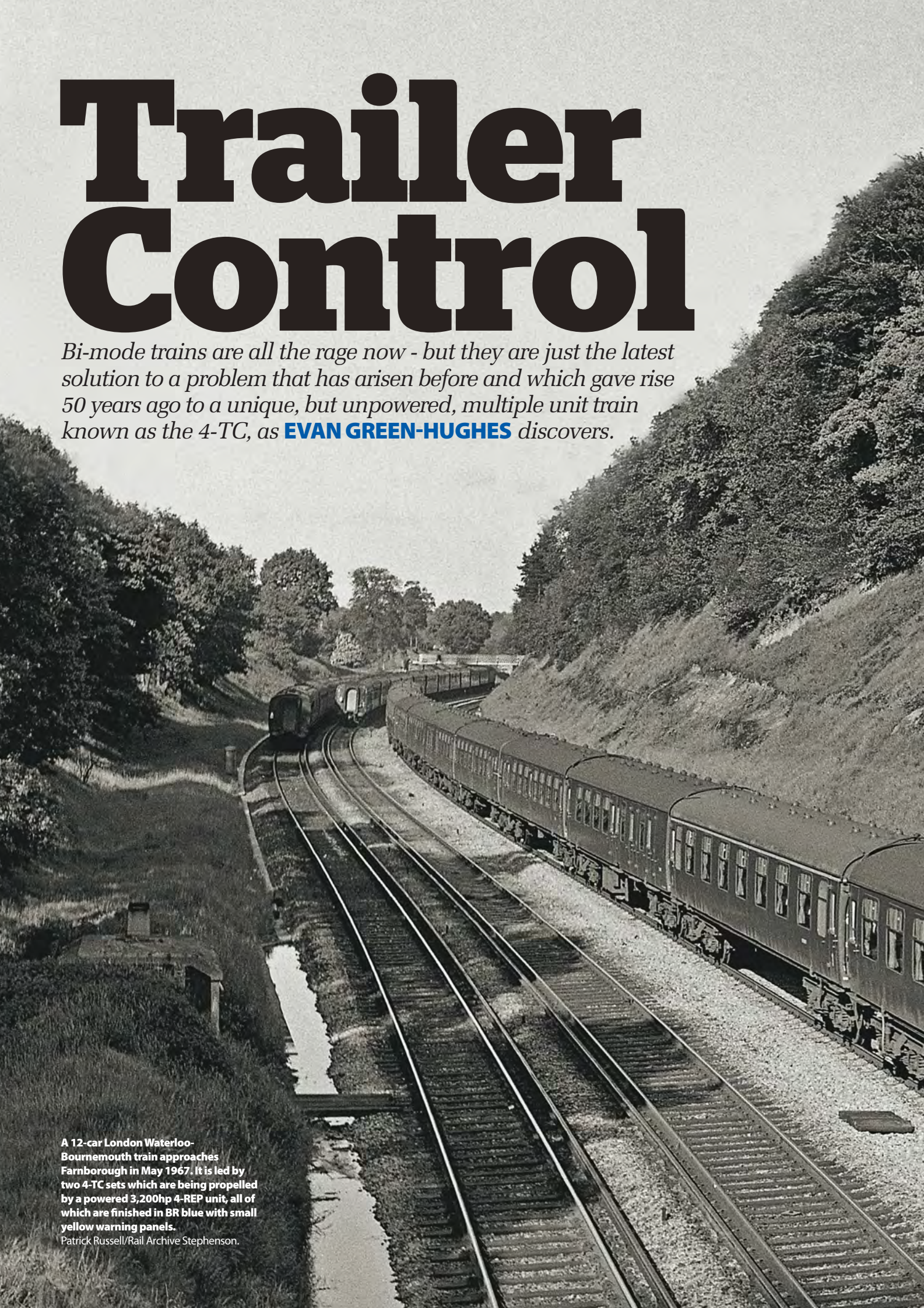
We are wholly impressed by Kernow's 4-TC and hope it will bring about the introduction of further Southern units from the 1960s including, maybe, the 4-CIG and 4-BIG electrics. We can but hope. (MW)

Trailer Control

*Bi-mode trains are all the rage now - but they are just the latest solution to a problem that has arisen before and which gave rise 50 years ago to a unique, but unpowered, multiple unit train known as the 4-TC, as **EVAN GREEN-HUGHES** discovers.*

A 12-car London Waterloo-Bournemouth train approaches Farnborough in May 1967. It is led by two 4-TC sets which are being propelled by a powered 3,200hp 4-REP unit, all of which are finished in BR blue with small yellow warning panels.

Patrick Russell/Rail Archive Stephenson.





4-TC set 407 is propelled by a Class 33/1 diesel past New Malden forming a Salisbury to Waterloo service in 1984. Brian Stephenson.



ELECTRIC TRAINS have many advantages over steam or diesel, with the major one being that they don't have to carry the means of creating energy with them and thus can be made much lighter and more efficient. The downside is that there are a lot of capital costs involved in electrifying a particular stretch of line and the numbers only really stack up when the route is intensively used. However, many trains need to carry on to destinations that are past the limit of electrification and for this reason we are currently seeing the introduction of new fleets of Hitachi trains that can work either from the electric supply or from their on-board diesel engines. In fact, the idea is becoming so popular that even 30-year-old Class 319 Electric Multiple Units (EMU) are being converted into this configuration to enable them to be more useful in the future.

In Southern England, electrification spread steadily from the turn of the 20th century, initially outwards from London, but by the 1950s was fast approaching the Kent coast and was spreading throughout Surrey and the Home Counties. In 1964, attention turned to the route from Pirbright Junction to Bournemouth which, when equipped with the third-rail, would enable expresses to work through from Waterloo on electric power and do away with steam.

Authorisation for the £15m scheme was given in September 1964 and work commenced immediately. However, there was no money available for electrification beyond Bournemouth and this presented the operating department with a problem as many trains ran through to destinations beyond, particularly to Weymouth which served the Channel Islands, and it was rightly assumed that passengers would not take kindly to having to change train part-way through their journey. »

A UNIQUE SOLUTION

The solution that was dreamed up to solve this problem was as ingenious as it was unique for this country. A working arrangement was devised in which a high-powered four-car EMU would propel another four-car unit (or two) from London to Bournemouth. The second unit would not contain any traction equipment whatsoever, but would still have a driving cab at each end.

On arrival at Bournemouth, the non-powered set would be coupled to a compatible diesel locomotive, leaving the powered set behind, and would then be hauled through to Weymouth. On the return journey the locomotive would push the non-powered set to Bournemouth where the process would be reversed, in each case enabling travellers from the coast to reach London without changing carriage.

Having decided on a method of solving this problem, British Railways was then faced with the dilemma of where the stock was to come from. Money was very tight indeed at the time and the government made it quite clear that there was not enough for all-new stock to be ordered. Once again, an ingenious solution was found as a design evolved which could be converted from existing locomotive hauled Mk 1 coaches, and these were to form the basis of the unpowered sets. They were to be known as the 3-TC and 4-TCs.

Following prototype work carried out at Eastleigh, conversions were undertaken on 123 locomotive-hauled coaches at York, which themselves were already between six and 15 years old. The Driving Trailers on the outside of each set were converted from standard Trailer Second Opens by having a cab fitted where the toilet compartments had formerly been at one end. An additional door was inserted into the nearby passenger accommodation so that the driver had his own access, there were minor changes to the window arrangements and the interior was upgraded. Below the solebar the buffers were removed between cars in favour of rubbing plates which aided operation when propelling and there were major changes to the wiring, heating and braking arrangements to make them compatible with electric units. The Trailer First Corridor, which formed one of the intermediate vehicles, remained much as built apart from mechanical and electrical modifications as did the Trailer Brake Second Corridor which formed the fourth vehicle.



On May 3 1990 73205 doubleheads with departmental former Class 33/1 33115, now numbered 83301, as they pass Pirbright with a Basingstoke-Woking test train in connection with the Eurostar units. John Chalcraft/Railphotoprints.co.uk

A pair of 4-TC sets led by 8006 and powered at the rear by Class 33/1 33113 climb past Wyke Champflower while forming the 10.30 Weymouth-Bristol on July 29 1989.

John Chalcraft/Railphotoprints.co.uk



A total of 28 four-car sets were constructed, numbered 401-428, and these were followed by three three-car sets, 301-303, with all being completed by 1967. Some were delivered well before the electrification scheme was completed and were therefore marshalled up as a conventional 12-coach locomotive-hauled set for a period. Sets entered service from October 1966 and were used on their intended duties alongside the high-powered 4-REP EMUs from April 3 1967. An hourly semi-fast and a two-hourly express service to Weymouth were provided, normally with an REP unit pushing a 4-TC as far as Bournemouth but sometimes with more units involved. From Bournemouth, specially-converted Class 33s took over, normally hauling towards Weymouth and propelling back, but it wasn't uncommon for two 4-TC sets to be employed, on some occasions with the locomotive in the middle of the train. The 4-TCs were almost exclusively used on services between Waterloo and Weymouth but did stray occasionally onto other duties, including working the Reading to Portsmouth route on Sundays as well as being used for special workings as required.

MORE CONVERSIONS

Increased traffic during the summer months in the late 1960s led to a requirement for additional sets and as a result a further

three 4-TC conversions were authorised in October 1972, these becoming 432-434. Set 432 included coach 70843 which had been converted in 1966 as part of the original scheme but which had always been a spare vehicle. At the same time, an additional coach was added into the existing 3-TCs which therefore became 4-TCs numbered 429-431 in the original order. This second batch of vehicles differed in having double-glazed windows and having the contemporary style of EMU seating fitted. Around the same time there was a change to set 417 when it acquired 76331, which had been built as a spare Driving Trailer, and which had been fitted with an updated interior incorporating Mk 2 coach-style seating as an experiment. From that date the displaced vehicle 76302 remained as the spare at Bournemouth depot.

With the full fleet now available the 4-TCs settled down to a humdrum existence and while they proved popular with the public there were issues with jerks or snatches when setting off, with the problem most marked when the 4-REPs were propelling the units.

When sufficient units were available, the class could often be seen throughout the South Western division of the Southern Region with one duty they often performed being the shuttle service between Kensington Olympia and Clapham Junction prior to that route's electrification. They also made appearances between Yeovil, Salisbury and London and between Reading and Portsmouth Harbour.

In January 1986, with the 4TCs now 19 years old, further electrification was authorised, which included the route from Bournemouth to Weymouth, and part of this scheme was the replacement of all the existing stock on these services. The situation was complicated in that some of the equipment from the 4-REPs was to be re-used in the new Class 442s and this led to some reformations of the 4-TCs as arrangements were made to cover for 4-REPs which had gone for cannibalisation.

FACTS AND FIGURES

Built:	1966-1974
Withdrawn (passenger service):	1988 onwards
Total built:	34 units
Formation:	Driving Trailer Second Open, Trailer First Corridor, Trailer Brake Second Corridor, Driving Trailer Second Open
Length per vehicle:	63ft 6in
Total length (4-TC):	267ft
Width:	9ft 3in
Height:	12ft 1/2in
Weight (total):	134tons
Electrical equipment:	GEC Traction
Multiple working:	Standard Southern Region
Maximum speed:	90mph
Seating capacity:	205

BATCHES AND NUMBERING

Converted	Builder	Class	Type	Number (early)	Numbers (late)
1966-1967	BR York	491	4-TC	401-428	8001-8028
1966-1967	BR York	492	3-TC	301-303	n/a
1974	BR York	491	4-TC	429-431 (ex-301-303)	8029-8031
1974	BR York	491	4-TC	432-434*	8032-8034

*432 included 70843, a spare vehicle converted in 1966.

Two 4-TCs lost their Trailer First Corridor coaches in summer 1986 in favour of buffet coaches from the 4-REP units and were renumbered 802/807 while the following December these two sets and four others acquired centre vehicles that had been modified to accommodate catering trolleys. These ran with numbers 101-106. In 1988, three sets ran in five-car formation by having buffet cars inserted into normal 4-TC formations, becoming 804/807/809. Other sets were known to have run in three-car form for periods.

Around this time the 4-TCs were renumbered into a new series, becoming Class 438s 8001-8034, but inevitably withdrawals began from May 1988 as new stock for the Weymouth route began to be available. During this period there were a lot of reformations as individual vehicles were swapped round to make the best of what still remained. One, Driving Trailer 76327, was also converted extensively as a concept vehicle and was fitted with

Class 319 suburban seating with modified windows in which form it saw brief use in set 8028, despite originally having been both a spare and used as part of 8030.

RARE SURVIVORS

Following withdrawal from passenger service, two complete sets were sold to London Underground where they were used for special train work on the Metropolitan Line where they were hauled by steam and vintage electric locomotives. 413 was made up from vehicles from four different sets while the other was 428. The latter, which is now fitted with centre door locking, has recently been on hire to the Swanage Railway and is working passenger services between Wareham and Swanage while set 413 was withdrawn in 2003 and is stored at the Midland Railway for eventual use at the Swanage Railway, although one of its vehicles is currently being restored under contract. Swanage also has Driving Trailer 76275, which started

life in 4-TC 404 but which was then used in a 4-VEP EMU after its normal service days were over. A third set, 417, was also saved in three-car form and operated for a short time on the North London Line on hire to Silverlink, but this was disbanded and sold on for static use in 2011.

Six former 4-TC vehicles were also used by Eurostar in 1994 to test third-rail pick-ups but were disposed of as soon as the tests were complete.

While the 4-TCs were only designed as a solution to a particular problem it says a great deal for the soundness of the original design that even today it is possible to ride on one on almost a daily basis on the main line, even if that is only the short distance between Wareham and the Swanage Railway. The concept of an unpowered four-car unit pulled or pushed by either a diesel locomotive or an electric unit was nothing but inspired and the engineers who thought it up should be greatly praised for their ingenuity. [Tfwm](#)

Freshly modified Class 33/1 D6521 departs from Southampton Central with a Bournemouth to Waterloo service formed of a pair of 4-TC sets on April 9 1967.
[Brian Stephenson](#)




To cover for the new 4-REP units Class 73 electro-diesels were used to haul the new 4-TC units too. In May 1967 E6037 approaches Winchfield with a Bournemouth to Waterloo train formed of three 4-TCs. [Patrick Russell/Rail Archive](#) [Stephenson](#).



Hornby marks D400's

- **Price:** £169.99
- **Cat No:** R3571
- **DCC:** DCC ready, 8-pin socket
- **Site:** www.hornby.com
- **Era:** 6



HORNBY'S highly regarded 'OO' gauge Class 50 Co-Co diesel returns in original condition as D400 to mark the class' 50th anniversary this year.

Introduced in the late 1960s for use primarily on the non-electrified section of the West Coast Main Line (WCML), 50 locomotives were constructed by English Electric (EE) with the first, D400, entering traffic in September 1967. As electrification of the WCML to Glasgow was completed, the EE Type 4 fleet was transferred south to BR's Western Region. D400 eventually became 50050 and was later named *Fearless*. Today, D400 remains in main line condition.

As with previous releases, D400 features separately applied details including handrails, grab handles, multiple working cables, windscreen wipers, lamp irons, static roof fan, opening cab doors and poseable bodyside louvres. Unfortunately, a few detail errors have crept in as the model also features a pair of grab handles above the multiple working sockets at each end, which the real D400 uniquely didn't have (and still doesn't), plus the scavenger fan mounting on the roof was a later modification.

On the positive side livery application is superb with a high quality BR blue paint finish, yellow ends, orange and black jumper cables and

yellow axle boxes. Printed elements are equally polished with crisp BR double arrows, numbers and overhead live wire warning flashes, although these flashes appear to be later versions of those actually carried at the time. A small representation of the bodyside leasing plaque is also included.

Illuminated headcode boxes operate in the direction of travel and feature 0T65 and 6L94 headcodes at respective ends. Performance of our example was exemplary, operating smoothly

Colas Rail Freight 60087 lands

- **Price:** £174.99
- **Cat No:** R3572
- **DCC:** DCC ready, 8-pin socket
- **Site:** www.hornby.com
- **Era:** 9

Hornby's highly-regarded 'OO' gauge Class 60 Co-Co diesel returns as 60087 *CLIC Sargent* in Colas Rail Freight livery.

Built at Brush Traction in the early 1990s, this latest release brings the story up-to-date in its colourful yellow, orange and black colour scheme. Previous names carried have included *Siloch* and *Barry Needham*, while its current name, *CLIC Sargent*, was unveiled at a ceremony in Long Marston in June 2014.

The Class 60 is one of Hornby's best diesel locomotives and this release remains impressively detailed with separate lamp irons, handrails, windscreen wipers, airhorns, fine sand pipes, sprung metal buffers, opening cab doors, cab interiors and a wealth of underframe engine components and etched metal grilles with see-through engine-room detail. However, it is the high-quality decoration on this model which really sets it apart, capturing the distinctive angles and lines of the livery elements, matching the prototype well, together with crisply printed



nameplates, Colas Rail branding, numbers and overhead live wire warning labels.

Running characteristics are excellent, ably assisted by its five-pole skew wound motor and heavy diecast chassis. Fitted with an 8-pin Digital Command Control (DCC) decoder socket and directional head and tail lights, the latter can also be alternated between day and night-time settings using the switch located

beneath the fuel tanks. Extra bufferbeam detailing parts are also included separately, together with a pair of small tension lock couplings for use with the fitted NEM pockets.

Another outstanding example of the Class 60 in an eye-catching contemporary livery. (MC)

50th anniversary

50
YEARS
OF THE
CLASS
50_s



and quietly straight from the box, aided by its heavy diecast chassis and five pole skew-wound motor. An 8-pin Digital Command Control (DCC) decoder socket is fitted, while small tension lock couplings feature in NEM coupling pockets. A small pack of detailing parts, snowploughs

and louvre operating tools is also included. Despite the small niggles, this is sure to be 'hoovered up' with fans celebrating half-a-century of this long-lived and popular workhorse as it is great looking locomotive. (MC)

● See **Railway Realism** on pages 102-105 for more on the Class 50 50th anniversary.

Hitachi IEP Class 66/7 moves new trains

- **Price:** £99.99
- **Cat No:** R3573
- **DCC:** DCC ready, 8-pin socket
- **Site:** www.hornby.com
- **Era:** 9

With more than 6,000 new vehicles due to enter service with British passenger operators by 2020, moving new trains for testing and delivery has become big business in recent years.

One of the largest contracts involves GB Railfreight (GBRf) and Hitachi Rail Europe's Class 800/801 Inter-City Express Programme (IEP) trains, which are currently going through the approval process ready to enter service later this year. GBRf provides crews for testing and locomotives to move the Class 800s and 801s around the network. Since 2015, 66751 has been modified to haul IEP sets as part of that deal and was named to mark the start of the contract.

Appropriately, given Hornby's impending release of Hitachi Class 800 models, including pre-series sets, it has chosen



66751 for its latest Class 66 model.

While the basic model may date back to the final years of Lima in the late 1990s, it has been subject to improvements including a better motor bogie and 8-pin DCC decoder interface. If you're a stickler for detail, there are compromises. In 2013, 66751 was one of several Class 66s imported from mainland Europe after a decade working open-access freight trains in the Netherlands and Germany. As a result

it has numerous detail differences from the early UK type Class 66 depicted by the ex-Lima tooling. Unfortunately, Hornby's model lacks the extended horn cover, distinctive 'Euro' headlights and rectangular European pattern buffers that mark 66751 out from its sisters delivered direct to the UK. Neither is there any representation of the subsequent and very obvious retractable coupler modifications which allow the locomotive to haul IEPs without barrier vehicles.

Overall, this is one purely for Class 66 completists or perhaps anyone looking for an interesting conversion project recreating 66751's part in the Hitachi IEP test programme. (BJ)

'Desirable, Desiro'

Bachmann's new third-rail only Class 450 'Desiro' has touched down, but how does it stack up for the modern day Southern Region modeller?

MARK CHIVERS gets up close and personal with this new 'OO' release.

**FIRST
REVIEW**

BACHMANN'S 'OO' gauge four-car 'Desiro' Electric Multiple Unit (EMU) makes a welcome return in a new guise as South West Trains (SWT) Class 450/0 450127 with a weathered finish. This is the first time the model has been available representing a purely 750V DC third-rail EMU – previous examples have covered the dual-voltage

25kV AC/750V DC Class 350/1 and 25kV AC Class 350/2 units fitted with overhead pantographs, but until now the Southern Region has had a short supply of suitable modern day units.

Built by German manufacturer Siemens, 100 four-car third-rail EMUs (450001-450100) formed the initial order for use on SWT services out of London Waterloo. A follow-on

order for ten more units (450101-450110) was quickly added, with the first 'Desiros' entering service in 2003. A subsequent batch of 17 four-car sets (450111-450127) was also commissioned, these appearing during 2006. The units are used on outer suburban routes from London to Alton and Basingstoke as well as longer distance including Poole and Portsmouth Harbour. All remain in service today having become one of the standard designs of the current third-rail scene south-west of London.


THE MODEL

Each four-car unit comprises two Driving Motor Standard Opens (DMSO), a Trailer Composite Open (TCO) and a Trailer Standard Open (TSO).



"This is the first time the model has been available representing a purely 750V DC third-rail EMU."

MARK CHIVERS



A 21-pin DCC decoder socket is located in the underframe equipment of the motorised car. It is simple to access and includes space for a 23mm round speaker.

THE DETAILS

Manufacturer:	www.bachmann.co.uk
Cat No:	31-041
Description:	Class 450/0 450127, SWT blue, orange and red
Scale:	'OO'
Price:	£349.95
Era:	9
DCC:	DCC ready, 21-pin socket
Couplings:	Small tension locks in NEM pockets for outer couplings.

Our review sample of the Class 450/0 was finished as last-of-the-class 450127 formed of DMSO 63917, TSO 66917, TCO 66937 and DMSO 63937 in weathered SWT blue, while a pristine model decorated as 450073 (Cat No. 31-040) is also available. Straight from the box the model appears striking in its SWT blue with orange and red 'swirls' radiating from the lower cab fronts, over the driver's cab doors and onto the roof – these embellishments representing the corporate colour style of SWT's parent company, Stagecoach Group.

Detailing is similar to previous Class 350 'Desiro'

releases (HM57) with tinted glazing, detailed cab interior, separately fitted windscreen wipers, roof-mounted air conditioning units, ventilators, integral buffers, distinctive diaphragm gangways, non-working central door locking (CDL) lights and exquisite underframe components. In addition, Bachmann has also developed new tooling for the Class 450/0 to apply detailing to the 'unused' pantograph well on the TSO and a mix of red 2+2 and 2+3 Standard Class and blue 2+2 First Class interior seating.

Whilst attention to detail has extended to >>



The full four-car unit looks impressive in operation and measures 1,075mm from cab to cab.

tables being included in the first class section, closer inspection reveals the Train Manager's Office immediately adjacent in the TCO appears to be missing. However, to be fair, this is hardly noticeable through the tinted glazing. One other visual difference is the (correct) omission of the AC electrical equipment modules beneath the TSO. As with the Class 350/1, the Class 450/0 also features third-rail pick-up gear as part of the bogie moulding on the DMSOs together with height limiting bars.

Application of the SWT livery is excellent, with a high-quality evenly-applied blue paint



finish, relieved with orange lower bodyside stripe, red sliding plug doors and the yellow bands either side. Door opening buttons are picked out in yellow while the superb red and orange SWT 'swirl' is well applied at each end. Black window surrounds are neatly printed as are No Smoking and First Class window signs, quiet zone lettering, bicycle signage, disabled access icons and numbers. Font styles and even the red dot above the 'i' in South West Trains is captured, while the Waterloo dot matrix destination


panels look the part on both DMSOs.

Cab ends feature black window surrounds which extend round and over the corridor connectors, while the lower half is finished in warning yellow and blue, along with a small yellow panel on the corridor connector itself. There is, however, a slight discrepancy with the yellow and blue extending ever so slightly from the cab front onto the lower edge of the corridor connection, whereas photographic evidence suggests this area should be black.

Whilst the SWT fleet of Class 450s are kept in fairly clean condition, this release aims to represent a weathered (or perhaps that should be weather-worn) finish, as the prototypes receive regular runs through carriage washer units strategically located around the company's network. This means most weathering tends to occur to the underframe where dirt and brake dust gather, while the roof area is subject to bleaching from exposure to the sun combined with remnants of cleaning chemicals. Bachmann has recognised this and mainly applied its brown weathering shades to the bogies and underframe, with just a hint along the lower tumblehome. The result is very good, highlighting the level of detail in this area well. On the roof, the company has recognised the weather-worn fading effects and attempted this in model form through different shades of the model's main colours. The resulting effect is commendable - especially the blue which appears to fade and take on a matt appearance on the prototype. The finishing touch sees the roof-mounted air-conditioning units decorated in pristine condition, as these are modular units which are removed and replaced during maintenance.

PERFORMANCE

On test, our sample proved smooth and quiet throughout the speed range with ample power available to move the four-car unit. As with the Class 350s, the motor and heavy metal weight occupies approximately one third of the TSO interior. For Digital Command



At the top is the Bachmann Class 350 'Desiro' power car showing the pantograph in place while below is the Class 450 version with the pantograph removed.

“Application of the faded South West Trains livery is excellent.”

MARK CHIVERS



Control (DCC) users, one of the underframe components on this vehicle provides access to the 21-pin decoder socket, while the component itself has been designed for digital sound installations, with space for a 23mm diameter speaker. Two solder pads are included for attaching speaker wires.

Directional lighting is also fitted and includes right-hand headlight, both sidelights and the roof marker light illuminated in the direction of travel, red marker lights at the rear and illuminated route destination panels at both ends. Cab lights are also operational, and can be turned off through a switch located beneath the cab roof air-conditioning unit, while working interior lights are also fitted in all vehicles.

Vehicles are labelled A, B, C and D to help couple them together in the correct way, and Bachmann's new-style instruction pamphlet also shows the correct orientation to ensure the model operates correctly. A pack of

two-pin power connecting bars is included to couple each vehicle together. These are a push-fit within the inter-vehicle NEM pockets. Small tension locks are fitted to the outer end NEM pockets, while a separate pack of detail parts including an air dam, cosmetic Dellner coupling and set of moulded plastic inter-car power cables are also supplied. These cable looms are intended for static display only.

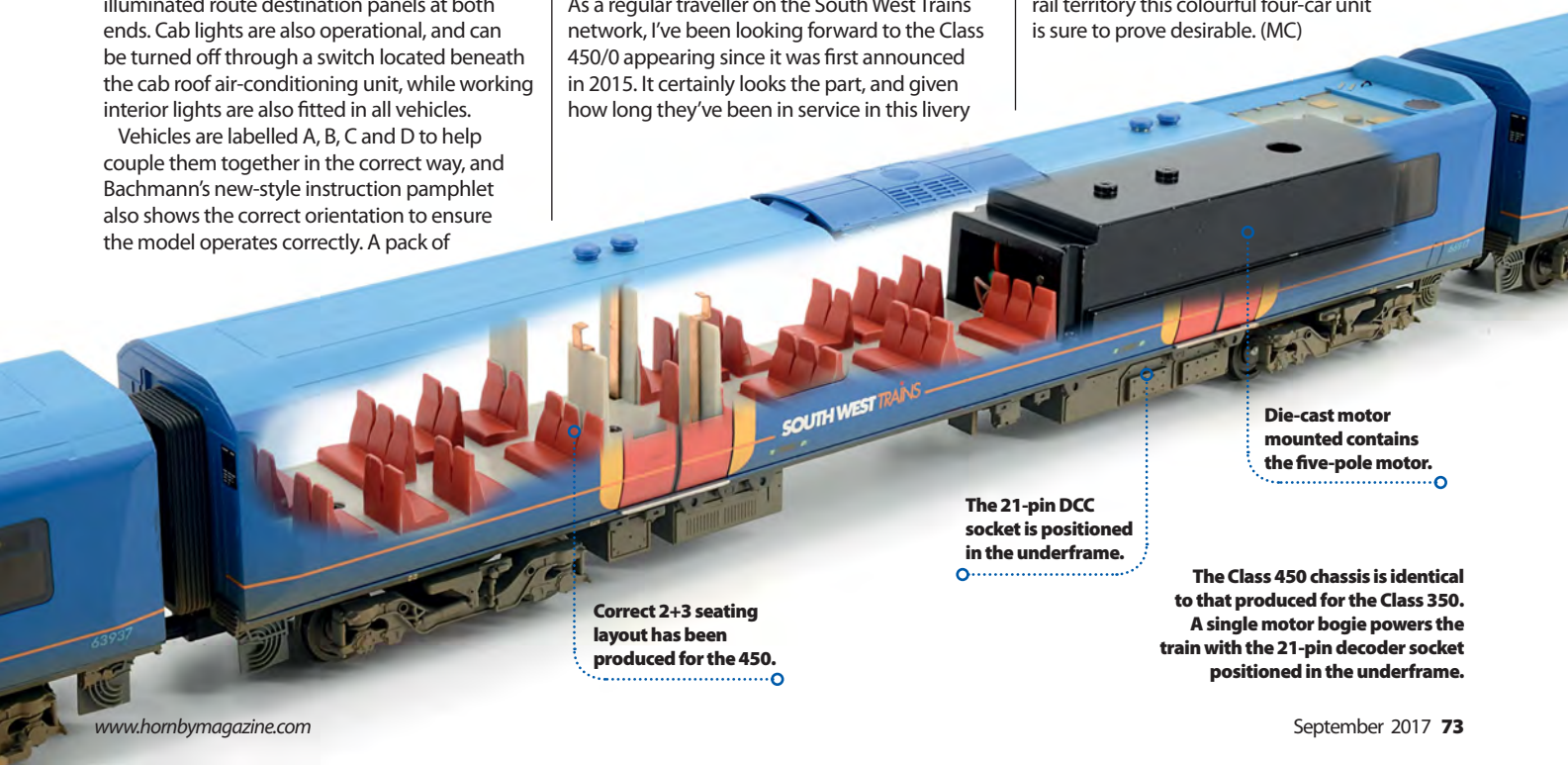
OVERALL

As a regular traveller on the South West Trains network, I've been looking forward to the Class 450/0 appearing since it was first announced in 2015. It certainly looks the part, and given how long they've been in service in this livery

(14 years), their appearance has remained in good condition, despite intensive daily use.

Bachmann's 'OO' Class 450/0 in SWT livery has certainly been a while coming, but it has definitely been worth the wait, providing a lasting reminder of this long-lived livery. Just how much longer the livery will exist remains to be seen, as First Group and MTR are due to take over the franchise in late August.

Whilst the price clocks in at £349.95, amongst fans of 'Southern Electric' third-rail territory this colourful four-car unit is sure to prove desirable. (MC)



Hornby launches all-new 'OO' GWR 'TOAD'

**FIRST
REVIEW**

● Price: £21.99 each ● Cat No: R6823/R6824 ● Site: www.hornby.com ● Era: 3 and 4/5



HORNBY'S gradual replacement of its wagon fleet with more up-to-date models continues with an all-new version of the familiar Great Western Railway (GWR) AA15 'Toad' 20ton goods brake van. It replaces an elderly model that can trace its origins back to the Airfix range of the late 1970s. Although Bachmann already produces a 'OO' gauge 'Toad' and Oxford Rail is working on two versions (four and six-wheel) of an older design of GWR brake van, these vehicles were so well-known and widely-used that they could be regarded as a 'must have' item for any range. Built to the same basic design, with many detail variations, over 23 diagrams between 1888 and the 1950s, they are one of the GWR's signature vehicles.

Immediately after the First World War, the GWR updated its characteristic single-ended AA11 'improved goods brake van' to the new AA15 diagram. This design differed from earlier vehicles by having GWR self-contained buffers and drawgear, single paned windows, steel sheeting on the lower body, an offset chimney, continuous handrails, 'J' type hangers and GWR axleboxes.

A total of 378 AA15 'Toads' was eventually built for the GWR, across six different lots, between 1918 and 1926. They lasted well into British Railways days with some continuing into the



1990s in departmental service. However, by the 1960s the type was largely withdrawn from revenue service, as the single verandah layout was increasingly regarded as more dangerous than BR type double-ended brake vans.

The GWR had a practice of allocating 'Toads' to fixed runs, allowing the rostered guards to build up their route knowledge and operate more safely. As a result, the vehicles often carried the name of their home depot on the side and, in BR days, the legend 'R.U.' for restricted use or 'Non Pool'.

Hornby's new AA15 van is available in GWR dark grey as 56686, allocated to Rogerstone in South

Wales, and BR unfitted grey W68571, a Cornish vehicle allocated to local duties around Par.

Both display an impressive level of fine detail, notably the bodyside handrails, verandah fittings, metal buffers and crisply moulded body with its characteristic mix of wooden planking and riveted steel sheet. Looks, shape and detail are a considerable advance on the model they replace. An excellent addition to the Hornby wagon roster. (BJ)



'D16/3' 4-4-0 returns in LNER lined black

● **Price:** £139.99 ● **Cat No:** R3521 ● **DCC:** DCC ready, 8-pin socket ● **Site:** www.hornby.com ● **Era:** 3 ● **Couplings:** Small tension locks in NEM pockets

Hornby's delightful 'OO' gauge LNER 'D16/3' 4-4-0 (HM101) makes a welcome return in pre-nationalisation form as 8802 in London and North Eastern Railway (LNER) lined black. Built under the Great Eastern Railway's (GER) auspices at Stratford Works in 1910, it emerged as 'D15' 4-4-0 1802. Following a Gresley rebuild in 1933, 8802 subsequently reappeared in 'D16/3' form. It was withdrawn in 1957.

This latest iteration of the 'D16/3' continues to display the high level of detail previously set with its large imposing driving wheels, exquisite

detailed cab interior and GER short wheelbase tender with impressive guard irons. Sprung metal buffers, separately applied metal handrails, smoke box door dart and fine lamp irons add to the finesse, together with safety valves, whistle, reversing lever and Westinghouse air pump. A glimpse of the cab interior reveals impressive decoration together with a plethora of gauges, controls and stand-out regulator handle.

Hornby's satin black paint finish is evenly applied and relieved with red boiler bands and fine red lining, together with crisp

LNER shaded lettering and numbers.

Fitted with an 8-pin Digital Command Control (DCC) decoder socket in the semi-permanently coupled tender, our review sample demonstrated smooth running characteristics throughout the speed range straight from the box.

Small tension lock couplings are provided to fit the NEM coupling pockets and a separate pack of detail parts includes front guard irons and brake rodding.

Another superb addition to the Great Eastern roster. (MC)

Miles Beevor is the latest 'A4'

● **Price:** £169.99
● **Cat No:** R3522
● **DCC:** DCC ready, 8-pin socket
● **Site:** www.hornby.com
● **Era:** 4



Gresley's 'A4' 4-6-2 60026 *Miles Beevor* in BR lined green with early crests, is amongst the latest 'OO' gauge arrivals from Hornby.

Built at Doncaster Works, the prototype entered service in 1937. Originally named *Kestrel*, it was renamed *Miles Beevor* after the London and North Eastern Railway's (LNER) chief legal advisor towards the end of 1947. Hornby's model represents 60026 whilst allocated to King's Cross (34A)

from 1952 to 1957, following its repaint into Brunswick green with orange and black lining and before fitment of its double chimney.

Adding to the beautiful streamlined casing, the model features a single chimney, fine wire handrails, cab doors, sliding cab roof ventilators, screw-link couplings and sprung metal buffers. It is paired with a 5,000 gallon streamlined non-corridor tender while it also boasts factory-fitted brake rodding, detailed cab interior and removable tender coal load. Application of the BR

lined green paintwork is excellent with crisp lining, early BR crests, 34A (King's Cross) shed plate, neatly printed numbers and nameplates.

As expected, the five-pole skew wound motor proved smooth and powerful throughout the speed range. An 8-pin Digital Command Control decoder socket is located within the tender which is semi-permanently coupled to the locomotive by means of Hornby's plug and socket arrangement, together with a metal drawbar. Space for a 28mm diameter round speaker is included in the tender for digital sound installations too.


A top-notch top-link locomotive. (MC)

'OO' GAUGE

Oxford Rail joins the 'Warwell' party

**FIRST
REVIEW**

- Price: £29.95
- Cat No: OR76WW001
- Site: www.oxfordrail.com
- Era: 3/4



LIKE THE PROVERBIAL LONDON BUSES, we've waited years for a 'OO' gauge model of a 'Warwell' and now two have arrived within weeks of each other.

Following on from the recently released Hatton's model (HM122), Oxford's initial releases cover the early years of these wartime wagons, which were built from 1942 to carry American Sherman tanks and others in the build-up to D-Day in June 1944. Supplied for review is Warwell No. 1 in Ministry of War (MoW) khaki green. White lettering on the substantial underframe reveals that the wagon is 'On loan to G.W.' – much of the fleet was loaned to the 'Big Four' railways.

Immediate impressions are that Oxford has done a very good job in capturing the shape

and heavy-duty character of the prototype. The extensive rivet detail is crisply executed, as is the steel plating on the sloping sections of the deck and ends. A moulded representation of the planked deck of the centre well is picked out in light brown to represent fresh timber.

The other immediate conclusion when handling the model is that it is considerably lighter than the Hatton's 'Warwell', which makes extensive use of die-cast metal to provide a robust 'core' and stability when running in heavy trains. However, on test in heavy goods trains we experienced no instability with the

lighter model, although adding an appropriate armoured vehicle load would clearly do no harm.

This MoW version includes four steel securing chains on the deck, a commendable touch as such items are often overlooked on ready-to-run wagons. It also has oval buffer heads (unsprung), diamond frame bogies and neat representations of the two screw-down stabilisers at each end. Oxford has also paid close attention to the underfloor equipment with separately fitted vacuum reservoirs, pipework, air tanks and brake rodding.

'OO' GAUGE

EWS treatment for SPA

- Price: £29.99
- Cat No: SB005E-H
- Site: www.kernowmodelrailcentre.com
- Era: 9

Kernow Model Rail Centre's (KMRC) 'OO' gauge BR 31.5ton SPA air-braked steel plate wagon sports English, Welsh & Scottish Railway's (EWS) maroon and gold colour scheme for its latest outing.

Four wagons appear in the freight operator's livery in this latest batch as 460023 (Cat No. SB005E), 460050 (SB005F), 460242 (SB005G) and 460880 (SB005H), with decoration differences between them including lettering styles and positioning, data panels, placement of overhead live wire warning flashes and decoration to the handbrake levers.

As with previous releases, each wagon features a chequer-plate style floor together with a removable brown plastic cradle. Metal disc wheels are fitted to the swivelling bogie mechanism together with small tension lock couplings in (non-standard) NEM-style pockets.

Another useful addition to the rolling stock fleet for contemporary modellers. (MC)



Kernow Model Rail Centre has received a new batch of SPA steel plate wagons in EWS maroon and gold.



'O' GAUGE


Figures go large

- Price: £10.95
- Cat No: 47-402 / 47-406
- Site: www.bachmann.co.uk
- Era: 9



A new range of 'O' gauge lineside figures are amongst the latest Bachmann Scenecraft items, including a pair of lineside workers (Cat No. 47-402) and a pair of sitting passengers (47-406). Ready painted figures have been a relatively scarce commodity for 7mm scale, but Bachmann is redressing the balance. Both sets received for review were well crafted and featured a high level

of hand applied colour detail. Additional packs in the series are also available and hopefully these will be the first of many to be produced – locomotive crews, steam and diesel, would be a fantastic choice for the future; hint, hint... These samples are perfect for a lineside engineering possession or platform bench, respectively. (MC)



In terms of detail, there's little to choose between the Oxford and Hatton's 'Warwell's' as both are excellent. In that situation, the choice comes from other factors, such as price, livery selection and features. While Hatton's wins with items such as sprung metal buffers and heft, thanks to that die-cast core, Oxford's model delivers slightly more detailed bogies and a lower price – £29.95 compared to the £33 of its competitor from Merseyside. (BJ)

'O' GAUGE

Lineside cabinets

- Price: £9.95
- Cat No: 47-560
- Site: www.bachmann.co.uk
- Era: 8/9



Dipping its toes into 7mm scale, Bachmann's Scenecraft accessory range has been expanded to include this pack of lineside cabinets as one of a handful of new releases for the larger scale which include station furniture and locomotive lifts too. Cast in resin, this pack includes one single and three double lineside cabinets. Each is

neatly detailed with handle and hinge detail to the doors and painted grey with a slightly weathered finish. In addition, the single cabinet also features a small yellow warning triangle, which is simple but effective. A useful addition for 'O' gauge modellers and an ideal accompaniment to signals or other lineside structures. (MC)



'OO' GAUGE

Oxford 7-plank coke wagon

- Price: £10.95
- Cat No: OR76CK7001
- Site: www.oxfordrail.com
- Era: 2/3

Reasonably priced with a steady flow of new releases, Oxford Rail's collection of private owner wagons has proved popular over the last 18 months. Expanding the range a little further is a new edition which adds coke rails to the standard seven-plank coal wagon. Coke is bulky but lighter than coal, and early railway companies soon realised that by adding barge boards around the top of standard open wagons, more volume could be carried.

Shown here is a wagon built by Hurst, Nelson in Motherwell for Dinnington Main Colliery, South Yorkshire in 1922. Wagon 253 carries the company's red oxide livery with white lettering shaded in black and black ironwork.



Decoration is neatly printed and matches contemporary images of Dinnington wagons, which were seen widely across Yorkshire and the Midlands, as well as much further south.

While not always an exact match for the vehicles they depict, Oxford's private owner wagons are more competitively priced than similar products and offer modellers an easy way to build up varied and colourful fleets of pre-nationalisation goods wagons. (BJ)

'OO' GAUGE

Twin Track Sound for

- **Price:** £89.99
- **Cat No:** R3592TTS
- **DCC:** DCC sound fitted
- **Site:** www.hornby.com
- **Era:** 5

HORNBY is expanding its Twin Track Sound collection with the arrival of this Class 31 in the RailRoad range - using the ex-Lima model as its basis - kitted out with the manufacturer's own brand sound decoder.

The subject choice meets with our approval being BR plain green livered D5551 which fits perfectly into the late 1950s-early 1960s steam to diesel transition era. The subject choice, D5551, was built in 1959 and later became 31113 in 1973 and 31450 in 1984 before withdrawal in 1998. Interestingly, this isn't the first model of D5551 on the former Lima model - it has been produced before as a limited edition for Mr&Me in the days of Lima in BR green with small yellow warning panels.

The Lima '31' has always been well regarded and it still looks good even today, although equally it is clearly a product of the early 1990s.



'OO' GAUGE

'Red Stripe' Doncaster Class 56

- **Price:** £169.99
- **Cat No:** R3473
- **DCC:** DCC ready, 8-pin socket
- **Site:** www.hornby.com
- **Era:** 8

The heavyweight BR Class 56 freight locomotive returns to the Hornby range in yet another previously unreleased

variation. Although the popular Railfreight 'red stripe' livery of the mid-1980s has been produced before, this is the first time it has been applied to one of the later Doncaster-built '56s'.

56108 is a close match to contemporary photographs of the original, which carried this livery from 1986 until at least 1993. The slightly unusual position of the cabside numbers, just under the windows, has been replicated, as has the smaller version of the BR

'large logo' used on this version of pre-October 1987 Railfreight grey. However, Hornby's red stripe is a shade darker than it should be. Strangely, a more accurate, vivid shade of rail red has been applied on the cutaway bufferbeams, which allows a direct and immediate comparison to be made. That aside, this is a very good representation of a late-1980s/early-1990s Class 56. The inclusion of radio aerials on the cab roofs points towards a period from 1989 onwards.

Hornby's Class 56 is an excellent model packed with features and more than capable of handling 1:76 scale versions of the heavy freight duties for which the original was designed. In the period modelled, 56108 was based in North East England working power station coal traffic, so it makes an ideal companion for Hornby's HAA 45ton coal hoppers. (BJ)



This is the first time Hornby's Doncaster-built Class 56 has been delivered in Railfreight 'red stripe' livery.

Hornby's Class 31



Happily it has been upgraded mechanically and has a smooth running mechanism and an 8-pin DCC decoder socket too. Externally, with attention to small areas of detail including headcode discs, bufferbeam fittings and careful weathering this model still buffs up well. The standard of finish on our sample was excellent throughout and whilst simplified for RailRoad it features bodyside lining, BR crests and cabside numbers.


Perhaps the most important element of this new release is how it sounds. The Twin Track

Sound (TTS) decoder has been well received and especially on the diesel front for its control options and quality recordings and this new decoder for the Class 31 is no different. Bespoke engine sounds for the A1A-A1A locomotives have been used (including the distinctive spool down) while the engine sounds themselves are nicely balanced – not too loud, not harsh and well 'proportioned' for a 'OO' gauge locomotive. Add to this a selection of 24 sound functions which includes six different horns, notch up and notch down, 'thrash' and coast options together with compressor sounds, fan,

engine primer, wagon buffering, coupling sounds, door slams and more it offers a high value package of operational potential.

For our ears some of the secondary sounds would benefit from being reduced in volume to be in keeping with the overall engine sounds but that is easily done as CV settings allow independent adjustment of every single sound output for ultimate customisation. A detailed instruction sheet explains all the sound and CV functions and is well worth keeping handy while you learn what this model is capable of. It also accepts four digit addresses.

The new TTS equipped Class 31 is an excellent addition to Hornby's sound fitted range and the abilities of the decoder belie its position in the RailRoad range. Its features far outstrip the modest price increase making this former Lima model a worthy choice and excellent value for money too. (MW)



**RECOMMENDED
READING**

CLASS 50

A PICTORIAL JOURNEY

Author: David Cable


Publisher: www.pen-and-sword.co.uk

Title: Class 50 – A Pictorial Journey

ISBN: 978-1-47386-441-2

Price: £25.00

Spec: 198 pages, hardback



AS BRITISH RAIL'S Class 50 Co-Co locomotives celebrate their 50th anniversary, *Class 50 – A Pictorial Journey* aims to reflect just some of the diverse traffic handled by the English Electric Type 4s.

As the title suggests, this is a pictorial volume featuring many images from the author's own collection together with vintage shots from selected photographers. Understandably there are many passenger services illustrated, along with double-headed operation, triple-headed light engine moves, short-formed passenger workings, long and short parcels trains and even single-vehicle freights – perfect for replicating in model form.

It is perhaps easy to forget the kaleidoscope of colour associated with the Class 50s, and many of these have been captured in this book from BR blue derivatives to Network SouthEast, GW150 green, Railfreight Distribution, departmental 'Dutch' yellow and blue, two-tone green and even a dalliance with Loadhaul orange and black!

Reproduction is generally very good throughout, with just a few images appearing grainy in places, while the captions are informative and act as a fascinating reminder of the changing rail scene. As such it is perfect for modellers wishing to recreate some of the colourful train formations illustrated. (MC)

'N' GAUGE

London Underground Class 20

NEW to Bachmann's Graham Farish range is this 'N' gauge Class 20 in London Underground (LU) livery.

Finished as 20227, the model carries the eye-catching red, white and blue corporate colour scheme, as applied to the prototype in 2013 ahead of LU's 150th anniversary celebrations.

Detailing includes neatly moulded domino-style headcode boxes, separately fitted metal handrails, etched fan grille, flush glazing, sandboxes and sand pipes. Due to limitations of the tooling, high-intensity headlights are not included, but the model does feature directional lighting.

Decoration is excellent, with crisp edges between colours and some impressively fine lining including cantrail line, white bogie pipe runs and silver cab window surrounds. Small details along the solebar together with battery box and underframe catches are highlighted too, as are the yellow axleboxes and white cab and bufferbeam steps.

Rapido couplings in NEM pockets are fitted to each end, while a pack of detailing parts



'N' GAUGE

Cornish clay favourites

CLASS 37

- **Price:** £129.95 ● **Cat No:** 371-465Z
- **DCC:** DCC ready, 6-pin socket
- **Site:** www.kernowmodelrailcentre.com ● **Era:** 7

CHINA CLAYS

- **Price:** £46.99 ● **Cat No:** 377-490Z
- **Site:** www.oxfordrail.com ● **Era:** 2/3



For obvious reasons, many of Kernow Model Rail Centre's (KMRC) exclusive limited editions tend to have a Cornish theme or a connection with the Duchy, and two new 'N' gauge models from Graham Farish continue that link.

BR blue Class 37/0s were generally fairly nondescript, but the early 1980s saw St Blazey depot embellish some of its dedicated china clay fleet with 'Cornish Railways' branding and an interesting variation on the BR double arrow logo. Best known of the small fleet was 37207, which received the name *William*

- **Price:** £119.95
- **Cat No:** 371-036
- **DCC:** DCC ready, 6-pin socket
- **Site:** www.bachmann.co.uk
- **Era:** 9



is also included containing a yellow plug-in snowplough and bufferbeam pipes.

Colourful and contemporary, although such is the pace of change on today's railway the livery has already been consigned to history. (MC)

Cookworthy in May 1982 in honour of the father of the Cornish china clay industry.

KMRC's limited edition model recalls the locomotive in its 1984 condition, which caused something of a stir at the time. Decoration includes the red BR logo with cartoon lizard entwined around it, Cornish Railways emblems and flags on the centre headcode panels and printed BR standard nameplates. It's an ideal partner for Kernow's BR grey china clay 'hood' wagons and a nice reminder of a time when Cornish national pride was allowed to disrupt the strict rules of the BR corporate blue. The model is limited to 512 pieces for release in August.

In stock now and also exclusive to KMRC is a smartly decorated pack of three 'N' gauge open wagons in English China Clays livery. Produced by Bachmann/Graham Farish specifically for the Cornish retailer, this latest version of the classic 12ton china clay wagon takes the model back to the pre-nationalisation era. All three wagons are branded 'English China Clays Ltd, St Austell' with the instruction 'Return to Drinnick Mill, GWR, Cornwall'. The wagons are suitable for use with GWR steam locomotives, including the Graham Farish '57XX' 0-6-0PT.

● Also in stock now, but this time without a direct Cornish link, is the 'N' gauge version of Kernow's exclusive BR Mk 1 General Utility Van (GUV) in late 1960s/early 1970s BR maroon with large 'PARCELS EXPRESS' branding and BR double arrow logos. This unusual hybrid livery was applied to GUVs dedicated to parcels traffic but not ready for a full repaint into BR blue after the introduction of the corporate image from 1965 onwards. KMRC's model is priced at £34.99 and limited to 512 pieces. (BJ)

'OO' GAUGE

BR Plant and Machinery TRAINING VEHICLE

- **Price:** £34.95
- **Cat No:** 38120
- **Site:** www.bachmann.co.uk
- **Era:** 8

Of special interest to railway modellers is this new 1:76 scale Bristol VRT double-deck bus in British Rail Engineering blue, red and yellow from Exclusive First Editions (EFE) by Bachmann. Representing ECW bodied AYG 941H, it was acquired by BR in the 1980s for a new role as a mobile staff classroom for plant and machinery training and appears to have carried a grey version of this colour scheme too.

Tooling limitations mean the windows are



painted rather than plated, and the subsequently added burglar alarm has been omitted, but otherwise decoration is superb throughout from the base colours to the intricate detail printing.

Colourful and different - perfect for parking within a depot of engineering works complex. (MC)

'OO' GAUGE

Kernow releases CORNISH COTTAGES

- **Price:** £39.95
- **Cat No:** 44-125Z
- **Site:** www.kernowmodelrailcentre.com
- **Era:** 3-9

These delightful Bachmann Scenecraft 'OO' gauge small terraced Cornish cottages are the latest scenic additions to Kernow Model Rail Centre's range of exclusive models. Measuring 113mm x 113mm x 98mm, they feature a weathered stone finish to three sides, dark grey tiled roof and white rendered rear section. Decoration is very good, with various shades of brown used for the ageing process to the stonework, while gutters and drainpipes are painted white, as are the metal framed windows. The stonework is well defined while terracotta chimney pots add the finishing touch to the exterior. All that's required are furnishings and curtains. Excellent and available now. (MC)



'OO' GAUGE

British Railways Bedford TK

- **Price:** £31.00
- **Cat No:** 23406
- **Site:** www.bachmann.co.uk
- **Era:** 5



Exclusive First Editions' (EFE) venerable 1:76 scale Bedford TK appears in two-axle flatbed form for its latest issue.

Finished in British Railways maroon and cream livery, it appears as 423 PRO carrying fleet number 5871 BO M and comes with a separate tarpaulin-covered load together with distinctive bull bar style bumper.

Livery application is excellent with legible British Railways lettering and numbering, indicators and lights picked out in appropriate colours, neatly printed Bedford radiator branding and badge. Perfect for goods yards, depots or street scenes. (MC)

PHONE/ORDER HOTLINE

(0114) 2551436

Open 9:00am - 5:00pm

24 Hr Answerphone service for orders



RAILS OF SHEFFIELD

SHOP OPENING HOURS:

9:30am - 5:00pm

Monday - Saturday

Free parking outside the door!

HORNBY

HORNBY

FULL RANGE STOCKED AT BARGAIN PRICES

R3261	Network Rail 0-6-0 Class 08 417 Diesel Shunter	£69.50
R3276	Railroad LMS 4-4-0 Compound with Fowler Tender	£44.50
R3285TTS	Railroad LNER Blue 4-6-2 Gwail A4 Class Loco with TTS Sound	£69.50
R3299	'Going Home' - 1945-2015: 70th Anniversary of the end of the Second World War Train Pack - Limited Edition	£195.00
R3326	BR Black 0-6-0T J50 Class Locomotive - Late BR	£69.50
R3335	LSWR 4-4-2T Adams Radial 415 Class - LSWR Preserved	£89.50
R3343	First Great Western Class 08 822 Diesel Shunter 'John'	£79.50
R3356	Railroad BR 2-10-0 Crossi Boiler 9F Class (early BR) Heavily Weathered	£89.50
R3371	Railroad LNER 4-6-2 'Mallard' A4 Class Locomotive	£64.50
R3382TTS	BR 4-6-2 'Holland-Afrika Line' 35023 Merchant Navy (Unrebuild) Early BR with TTS Sound	£169.50
R3383TTS	BR 4-6-0 'Earl of St Germans' 4073 Castle Class - BR Early with TTS Sound	£159.50
R3390TTS	Class 43 HST Virgin Rail East Coast with TTS Sound	£159.50
R3394TTS	Railroad Class 20 20163 Locomotive with TTS Sound	£84.50
R3395TTS	Railroad LNER 4-6-2 'Mallard' A4 Class Locomotive 4468 with TTS Sound	£79.50
R3400	Golden Arrow Last Steam Run Train Pack - Limited Edition	£245.00
R3402	LNER Queen of Scots Train Pack - Limited Edition	£249.50
R3404	BR 2-6-4T '42334' Fowler 4P Locomotive	£99.50
R3405	LNER 0-6-0T '585' J50 Locomotive	£74.50
R3422	SR 4-4-2T 3125 Adams Radial 415 Class Locomotive	£109.50
R3430	LNER 4-6-0 Holden B12 Class Locomotive	£142.50
R3431	BR 4-6-0 Holden B12 Class - BR Early Locomotive	£142.50
R3435	SR 4-6-2 'Royal Mail' 21213 'Merchant Navy Class (Unrebuild)	£169.50
R3441	LNER 4-6-2 'Sir Murrugh Wilson' A4 Class Warime Blk Loco	£99.50
R3445	BR 4-6-2 'Camelford' 34032 West Country Class - BR Early Air Smoothed	£129.50
R3447	LNER 4-6-0 'Kilnerstone Hall' B17 Class Locomotive	£89.50
R3448	BR 4-6-0 'Welbeck Abbey' B17 Class - Early BR	£89.50
R3458	SR 4-4-0 'Shrewsbury' Schools Class Locomotive	£114.50
R3451	BR 4-6-0 'Stembok' 61032 Thompson B1 Class Locomotive	£137.50
R3453	BR 4-6-0 45274 'Black 5' Class 5MT - Late BR	£114.50
R3454	GWR 4-4-0 'Dryslynn Castle' 4073 Castle Class	£124.50
R3455	GWR 4-6-0 'Knight of St Patrick' 4013 4000 Star Class	£119.50
R3456	BR 4-6-0 'Sir Hervey de Reville' N15 King Arthur Class	£109.50
R3458	SR Black 'Shrewsbury' 4-4-0 Schools Class Locomotive #921	£114.50
R3463	BR black (early) Class 52XX 2-8-0 tank locomotive 5231	£79.50
R3464	BR black (late) Class 72XX 2-8-2 tank locomotive 7224	£84.50
R3478	FGW Western Region 'The Corps of Royal Electrical and Mechanical Engineers' Class 43 HST pack	£189.50
R3484	BR 0-6-0 13363 Class 08 diesel shunter locomotive	£109.50
R3485	0-6-0 'Laura diesel depot' Class 08 diesel shunter	£109.50
R3486	Co-Co diesel 'DP World London Gateway' 66185 Cl. 66 loco	£59.50
R3487	Co-Co diesel 'James Nightgall' GCR 66079 Class 66 locomotive	£69.50
R3497	Railroad BR 'D9016' Class 55 diesel electric	£44.50
R3504TTS	Class 08 DB Schenker 08623 with TTS Sound	£134.50
R3507TTS	BR 4-6-0 30832 S15 Class, Early BR with TTS sound	£144.50
R3508TTS	BR 4-6-2 'Flying Scotsman' 60103 A3 Class, Brunswick green TTS sound	£179.50
R3509TTS	BR 4-6-2 'City of Birmingham' Princess Coronation Class (modified) with TTS sound	£169.50
R3515	'The final day' SR 4-6-2 'Xenley' Battle of Britain Class Air smoothed	£149.50
R3520	BR 4-6-2 'Coeur-de-Lyon' 30007 Britannia Class, Late BR	£144.50
R3521	LNER 4-4-0 8802 D16/3 Class	£109.50
R3522	BR 4-6-2 'Miles Beever' 60026, A4 Class, Early BR	£134.50
R3523	BR 4-6-0 'Leicester City' 61665, B17 Class, Early BR	£124.50
R3524	BR 4-6-2 'Trevone' 34096, West Country Class (Rebuild) Late	£134.50
R3525	BR 4-6-2 'Sir Archibald Sinclair' Battle Britain Class (Air Smoothed) Early BR	£134.50
R3528	W&A 0-6-0T '4' Stroudley Terrier Class	£67.50
R3531	BR 0-4-4T '30129' M7 Class, Late BR	£114.50
R3538	Wainwright H Class 0-4-4T SECR locomotive	£89.50
R3539	Wainwright H Class 0-4-4T Late Locomotive 31518	£89.50
R3540	Wainwright H Class 0-4-4T SR Locomotive 1324	£89.50
R3550	Pekett 0-4-0ST 883 Lillies Hall Co.	£74.50
R3553	LMS 4-6-2 Duchess of Athol Princess Coronation Class (modified)	£149.50
R3555	BR 4-6-2 'Sir William A. Stanier F.R.S.' Princess Coronation Class (modified) Late BR red	£149.50
R3557	LMS 4-6-0 'Royal Army Service Corps 6126 Royal Scot Class	£142.50
R3559	SR 0-6-0 'C24' Q1 Class	£89.50
R3568	BR Class 71 'ES018' BR Green	£134.50
R3569	BR Class 71 'ES005' BR Blue (Pre-TOPS)	£134.50
R3573	GBRF Class 66 66751 Inspiration Delivered - Hitachi Rail Europe	£75.90
R3583TTS	Co-Co '37040' Class 37 BR Railfreight with TTS Sound	£79.50
R3585	Railroad BR InterCity 90135 'Bo-Bo Class 90	£69.50
R3586	Railroad BR 4-4-0 Sevenoaks Schools Class, Early BR	£74.50

BACHMANN

BACHMANN

FULL RANGE STOCKED AT BARGAIN PRICES

31-014	Class 7F 58DJR Plain Black 2-8-0 Locomotive #89	£118.50
31-015	Class 7F LMS Plain Black 2-8-0 Steam Locomotive #13810	£118.50
31-040	Class 450 4 Car EMU 450073 South West Trains	£271.96
31-147	Class D11/1 'Mons' GCR Green 4-4-0 Locomotive #501	£148.71
31-187DS	Jubilee Class Kashmir LMS Crimson (Welded Stanier tender) 4-6-0 Loco 5588 (DCC Sound)	£203.95
31-190	Jubilee Class Madras Black BR Lined Blk (Riveted Stanier tender)	£140.20
31-204	Patriot Class 5330 Sir Frank Ree LMS Crimson	£131.50
31-214	Patriot Class 4-6-0 Giggleswick #45538 BR Green Early Emblem	£131.50
31-318A	Robinson Class J11 (GCR 9) LNER Plain Black 5954	£119.50
31-321DS	Robinson Class J11 (GCR 9) 64377 BR E/E DCC Snd & Wthrd	£191.50
31-379	2EPB 2 Car EMU 5771 BR Green Small Yellow Panel	£167.50
31-380	2EPB 2 Car EMU 6262 BR Blue & Grey Network SouthEast	£167.50
31-434	Midland Class IF 41803 British Railways Black	£76.50
31-435	Midland Class IF 41726 BR Black Early Emblem	£76.50
31-440	Ivatt Class 2MT 2-6-2 Tank #41293 BR Lined Black Early Emblem	£103.50
31-441DC	Ivatt Class 2MT 2-6-2 Tank #41291 BR Lined Blk L/C (DCC o/b)	£123.50
31-480	GZA 9376 LMS Black with Tender Back Cab	£95.50
31-481	Ivatt Class 2MT 2-6-2 Tank #41243 BR Lined Black Early Emblem	£103.50
31-590	Class 70 70015 Freightliner (Air Intake Modifications)	£144.46
31-591	Class 70 70805 Colas (Air Intake Modifications)	£144.46
31-614	Class Y3 Tank #67609 BR Black Late Crest Cranked Pipes	£103.50
31-615	Class Y3 Tank #67690 BR Lined Black Early Emblem	£103.50
31-627B	Class 3F 3520 LMS Black Deeley Tender	£91.50
31-635A	Class 64xx GWR Green 0-6-0 Panmier Tank Locomotive 6424	£76.50
31-636A	Class 64xx BR Black Early Emblem 0-6-0 Panmier Tank 6422	£76.50
31-648	Class 64xx BR Lined Green L/C 0-6-0 Panmier Tank 6919 Wthrd	£84.50
31-656	Class 47 47256 BR Green Full Yellow Ends (TOPS) Weathered	£119.50
31-661DS	Class 47 346 BR Dutch Livery Diesel Locomotive DCC Sound	£203.95
31-662	Class 47 359 BR Railfreight Grey (Metal Sector) Diesel Loco	£111.50
31-690	LMS Stanier Mogul Class #2955 LMS Lined Black	£119.50
31-691	LMS Stanier Mogul Class #42969 BR Lined Black Early Emblem	£119.50
31-692	LMS Stanier Mogul Class #42968 BR Lined Black Late Crest (Preserved)	£135.96
31-728	GWR 3700 Class 3708 Killarney Great Western Green	£111.50
31-783	Midland Class 4F 3848 Midland Black Crest	£91.50
31-884	Midland Class 4F 44044 BR Late Crest Weathered	£99.50
31-884	Class 20 20141 BR Green Full Yellow Ends Weathered	£99.50
31-884	Class 20 20124 BR Blue Indicator Disks - Weathered - SOUND	£179.50
31-884	Class 43 Warship Powerful BR Blue Diesel Locomotive D836	£119.50
31-884	Class 43 Warship Rapid BR Mm Pfls Ends Diesel Loco D838	£119.50
31-884	Class 08 631 Eagle Network South East Diesel Shunter Loco	£87.50
31-884	Southern N Class BR Lined Black Early Emblem Locomotive 31874	£131.71
31-884	Southern N Class SR Black 2-6-0 Locomotive 1406	£131.71
31-884	LMS Crab 42765 BR Lined Black Early Emblem	£115.50
31-884	LMS Crab 13174 LMS Lined Black Welded Tender	£115.50
31-884	WD Austerity 'Major-General Mc Hullen' LMR Loco 2-8-0 Loco	£135.96
31-884	WD Austerity LNER Plain Black 2-8-0 Locomotive 77003	£135.96
31-884	Class 101 BR Refurbished White and Blue 2 Car DMU	£159.50
31-884	Class 101 Network SouthEast 2 Car DMU DCC Sound	£214.50
31-884	Class 25/1 #25043 BR Green Full Yellow Ends - Weathered	£87.95
31-884	BR Standard Class 4MT 80135 BR Green (Preserved)	£99.50
31-884	BR Standard Class 4MT 80092 BR Black Early Emblem	£103.50
31-884	Class 37 422 Robert F Fairlie Regional RWs Diesel Loco Wthrd	£115.50
31-884	Class 37/4 37401 Mary Queen of Scots BR Blue Large Logo	£109.50
31-884	00 Scale Class 37/4 37421 Colas	£99.50
31-884	Class 40 97407 Aureol BR Blue Departmental Weathered	£123.50
31-884	Class 40 D338 BR Green Split Head Code Small Yellow Panel	£115.50
31-884	Class 40 BR 40159 BR Blue Centre Head Code Full Yellow Ends	£115.50
31-884	Class A1 60122 Curlew BR Express Blue Early Emblem	£143.50
31-884	Ivatt Class 4MT 3000 LMS Black	£99.50
31-884	Ivatt Class 4MT 43014 BR Late Crest Weathered	£99.50
31-884	Class 66 040 EWS Livery Diesel Locomotive DCC Sound	£208.21
31-884	Class 66 065 Ex-EWS (DBS Branding) Diesel Locomotive Weathered	£142.76
31-884	Class 66 711 'Sence' GBRF Aggregates Diesel Locomotive	£131.70
31-884	Class 57/6 57603 Tintagel Castle GWR New Livery Diesel Locomotive	£123.50
31-884	Class 57 305 Northern Princess Northern Belle Diesel Loco	£123.50
31-884	Class 37 041 BR Blue Split Headcode Diesel Locomotive	£109.50
31-884	Class 37 D6714 BR Green Split Headcode Diesel Locomotive	£109.50
31-884	Class 37 284 BR Blue Centre Panel Headcode Diesel Locomotive	£109.50
31-884	BR Standard Class 9F 92189 BR Black L/Crest IF Tender Wthrd	£103.50
31-884	Fairburn 2-6-4 Tank 2278 LMS Black Weathered	£103.95
31-884	Fairburn 2-6-4 Tank 42105 BR Lined Black E/Emblem Weathered	£107.50
31-884	Class 150/2 150236 Arriva Trains Wales 2013 Livery DCC Sound	£229.46
31-884	Class 66 66416 Freightliner Powerhaul	£123.50
31-884	Class 66 66434 BR Plain Blue Compass	£123.50
31-884	Wickham Type 27 Trolley Car BR Engineers yellow Wasp Strips	£59.50
31-884	LNWR Webb Coal Tank 1054 LNWR Plain Black 1054	£101.96
31-884	LNWR Webb Coal Tank 7841 LMS Black	£101.96
31-884	LNWR Webb Coal Tank 58900 BR Black Early Emblem	£101.96
31-884	Class 4 Southern Green 0-6-2 Tank Locomotive 2517	£101.96
31-884	Class 44 BR Lined Black Early Emblem 0-6-2 Tank Locomotive 32494	£101.96

GRAHAM FARISH

GRAHAM FARISH

FULL RANGE STOCKED AT BARGAIN PRICES

371-035	Class 20 Twin Pack Hunslet-Barclay	£159.50
371-036	Class 20 227 London Underground Diesel	£101.95
371-037	Class 20 205 BR Blue Diesel	£101.95
371-050C	Class D2283 BR Green Warning Stripes	£76.46
371-051C	Class 04 D2295 BR Blue with Wasp Stripes Diesel Shunter	£71.50
371-063	Class 03 D2383 BR Green Wasp Stripes Weathered	£84.96
371-064	Class 03 03170 BR Blue Wasp Stripes and Air Tanks Weathered	£75.95
371-085A	Class 25/1 D5177 BR Green Diesel Locomotive	£101.95
371-087A	Class 25 225 BR Blue Diesel Locomotive	£101.95
371-166	Class 37/4 #37406 'The Saltire Society' Railfreight Distribution Sector	£97.50
371-167	Class 37/5 #37514 Railfreight Metal Sector Diesel Locomotive	£97.50
371-170	Class 37/4 37422 'Robert F Fairlie' Regional Railways	£103.65
371-171	Class 37 421 Colas Diesel Locomotive	£103.65
371-180	Class 40 D211 Mauretania BR Green Indicator Discs	£118.96
371-181	Class 40 D369 BR Green Centre Head Code Small Yellow Panel	£118.96
371-329	Class 150/2 #150247 BR Sprinter - Weathered	£143.50
371-350A	Class 60 60035 EWS	£99.50
371-357	Class 60 60057 'Adam Smith' BR Coal Sector	£99.50
371-383A	Class 66 66101 DB Schenker	£99.50
371-384A	Class 66 111 EWS Livery Diesel Locomotive	£106.21
371-386	Class 66 66416 Freightliner	£106.21
371-387	Class 66/8 66846 Colas Rail Diesel Locomotive	£108.76
371-387	Class 47/0 47209 'Herbert Austin' Railfreight	£108.76
371-397	Class 66 66434 DBS Plain Blue Compass	£99.50
371-504	N Scale Class 101 2 Car DMU BR Green	£139.50
371-505	N Scale Class 101 2 Car DMU BR Network SouthEast	£139.50
371-604	Class 42 Warship 'Onslaught' # D832 BR Green	£94.50
371-650A	Class 57 306 'Jeff Tracy' Virgin Diesel	£106.21
371-651A	Class 57 008 Freightliner Explorer 'Freightliner Locomotive Weathered	£106.21
371-876DS	Class 108 2 Car DMU BR Blue	£219.50
371-877A	Class 108 2 Car DMU BR Blue & Grey	£139.50
371-880	Class 108 2 Car DMU BR Green Small Yellow Panel	£139.50
371-985	Class 64xx 0-6-0 Panmier Tank #6407 GWR Green	£75.50
371-986	Class 64xx 0-6-0 Panmier Tank #6403 BR Black Early Emblem	£75.50
371-987	Class 64xx 0-6-0 Panmier Tank #6400 BR Lined Green late Crest	£75.50
372-030	Castle Class 'Earl of Dunraven' #5044 GWR Lined Green	£118.96
372-031	Castle Class #5041 Tiverton Castle 'BR Green Early Emblem	£118.96
372-032	Castle Class # 5070 'Sir Daniel Gooch' BR Lined Green L/Crest	£118.96
372-032DS	Castle Class 'Nuntery Castle' GWR Preserved Livery Locomotive 5029 DCC Sound	£186.95
372-061	Midland Class 4F E3851 LMS Black Johnson Tender	£95.50
372-062	Midland Class 4F E43875 BR Black Early Emblem Johnson Tender	£95.50
372-138	Class 5 #5190 LMS Plain Black	£103.50
372-139	Class 5 #45206 BR Lined Black Early Emblem	£103.50
372-181A	Princess Coronation Class Queen Elizabeth BR Green E/E Loco 46221	£144.46
372-184A	Princess Coronation Class Duchess of Rutland BR Crimson L/C Loco 4622	£144.46
372-210A	Class 3F (Jinty) 7309 LMS Black	£80.71
372-211A	Class 3F (Jinty) 47314 BR Black Early Emblem	£80.71
372-212A	Class 3F (Jinty) 47500 BR Black Late Crest	£80.71
372-247	Distribution Class 47/4 47550 'University of Dundee' BR	£106.21
372-248	Intercity (Mainline)	£106.21
372-310	Merchant Navy Class #35024 'East Asiatic' Company BR Blue E/E	£135.50
372-311	Merchant Navy Class 35023 Holland-Afrika Line	£135.50
372-312	Merchant Navy Class #35028 'Clan Line' BR Green Late Crest	£135.50
372-313	Merchant Navy Class 35021 New Zealand Line	£135.50
372-330	BR Standard Class 3MT Tank #80208 BR Black L/C - Weathered	£106.21
372-331	BR Standard Class 3MT Tank #80209 BR Plain Green Late Crest	£97.71
372-536	Class 4MT Tank #80119 BR Lined Black Late Crest	£95.50
372-579	Rebuilt Royal Scot 'Royal Ulster Rifleman' #46122 BR Green Late Crest - Heavily Weathered	£119.95
372-628	Ivatt Class 2MT BR Lined Black Late Crest 2-6-0 Locomotive 46443	£110.46
372-629	Ivatt Class 2MT BR Early Emblem Weathered 2-6-0 Locomotive 46460	£118.96
372-653	BR Standard Class 4MT #76079 BR Lined Black Early Emblem	£103.50
372-931	N Class 2-6-0 #31844 BR Black Early Emblem	£103.50
372-932	N Class 2-6-0 #31811 BR Black Late Crest	£103.50
372-933	N Scale Class 2-6-0 810 SWCR Grey	£103.50
372-976A	Class 24 D501 BR Green Diesel Locomotive	£101.95
372-980	Class 24 97021 Experimental RTC Livery Weathered Locomotive	£101.45

See our website for full 2017 range.

UK POSTAL RATES: £4.00 (1st Class), £4.50 (1st Class Recorded), Special Delivery £8.50 next day delivery inc Saturdays by 1:00pm (orders must be placed before 2:00pm on date of despatch), £7.50 per parcel over 2kg sent via ParcelForce courier for next day delivery inc Saturdays (orders must be placed before 3:00pm on date of despatch). This excludes post codes: IV, HS, KA27-28, KW, ZE, PA20-78, PH17-50, BT, IM, TR21-25, JE-GY and PO31-41 which will be charged at £12.

WORLDWIDE POSTAL RATES: Postage charged at cost sent via Royal Mail Airmail under 2kg, ParcelForce over 2kg. (Air sure and international signed for available on request). Non EEC countries are VAT deductible.

New releases may be booked in advance.

All mail order or telephone orders despatched immediately with an immediate refund or follow-on option on 'Out of Stock' items. Please advise with your order.

All goods are either in stock or on order.

By Car: From M1 South, Junction 29, follow A617 to Chesterfield then A61 to Sheffield. From M1 North, Junction 33, follow

DAPOL DAPOL
AT BARGAIN PRICES

N GAUGE OO GAUGE O GAUGE

GOLD STAR STOCKISTS**FULL RANGE STOCKED**

Call us or see our website for more details and bargain prices

ESU Loksound
AT BARGAIN PRICES

V4.0 Steam Sound	Classes A4 Pacific, A1/A2 Pacific, A1 Pacific 'Tornado'	£94.50
Decoder with Speaker	GWR Pannier 57xx, GWR Manor 78xx, BR/LMS Mogul, 4MT Tank, Jubilee, BR/LMS Fairburn, Ivatt Class 4, 3F Jinty, Bulleid Pacific	
V4.0 Diesel Sound	Classes 03/08/20/24/25/31/37/40/43 HST/44/45	£94.50
Decoder with Speaker	47/50/52/55/57/66/67/108 DMU/158 Sprinter	
DCCSFFIT	Fitting service for all OO gauge	
	Steam Classes	£25.00
DCCDIFT	Fitting service for all OO gauge	
	Diesel Classes	£25.00

All sound decoders are available with either 8 or 21 pin connectors, several of the steam decoders are suitable for use in other locomotives. See our website for more details.

DJ MODELS
AT BARGAIN PRICES

Call us or see our website for more details and bargain prices

HELJAN HELJAN
AT BARGAIN PRICES

OO GAUGE O GAUGE

FULL RANGE STOCKED

Call us or see our website for more details and bargain prices

PHONE/ORDER HOTLINE**(0114) 2551436****Open 9:00am - 5:00pm****24 Hr Answerphone service for orders****HORNBY MEGA DEAL**
R3401 RRP: £304.99 - £149.50 **THE BRISTOLIAN PACK****GAUGEMASTER GAUGEMASTER**
AT BARGAIN PRICES

DCC01	Prodigy Express Package	£119.95
DCC02	Prodigy Advance Package	£209.50
DCC03	Prodigy Advance 2 Wireless Starter Set	£359.50
DCC13	Prodigy Advance 2 Wireless Walkaround	£149.50
DCC14	Prodigy Advance 2 Backlit Walkaround	£106.50
DCC23	6 Pin N Gauge Plug-in Decoder	£21.00
DCC27	OMNI 21 & 8 Pin Decoder	£15.95
DCC30	Accessory Decoder	£50.00
DCC40	Auto Reverse Module	£34.00
DCC51	Prodigy Wireless Conversion Set	£199.50
DCC55	Prodigy Advance Wired Computer Interface Cable	£47.95
Model D	Twin Track Controller	£67.50
Model Q	Four Track Controller	£129.50
PM1	Point Motor with Accessory Switch	£3.99
PM2	Point Motor	£3.50
PM4	Point Motor Self Latching with Switch	£4.95
I00M	Single Power Controller	£67.95

PECO PECO
AT BARGAIN PRICES**FULL RANGE STOCKED**
All Gauges Track and Accessories
Call us or see our website for more details and bargain prices**Gift Vouchers**

Why not treat someone to a Rails of Sheffield Gift Voucher. Purchase by phone or through our website.

FARISH FRENZY

371-110 Class 31 #5826 BR Green Full Yellow Ends...	£121.95	£69.50
371-285 Class 55 D9007 'Pinza' BR Green Deltic Loco...	£124.95	£67.50
371-605 Class 42 Warship 'Cockade' #810 BR Blue - Weathered...	£124.95	£64.50
371-700 Class 350-1 Desiro 4 Car EMU 350 111 'Apollo' Silverlink (Unbranded)...	£169.95	£89.50
371-701 Class 350-2 Desiro 4 Car EMU 350 238 London Midland...	£169.95	£89.50
371-702 Class 350-1 Desiro 4 Car EMU 350 101 London Midland...	£169.95	£89.50
372-243 Class 47/7 'Saint Andrew' #47701 BR Blue...	£124.95	£69.50
372-385 Class A2 'A H Peppercorn' #525 LNER Apple Green	£169.95	£79.50
372-386 Class A2 'Bachelors Button' #60537 BR Brunswick Green Early Emblem	£169.95	£79.50
372-387 Class A2 60527 'Sun Chariot' BR Lined Green Late Crest	£169.95	£79.50
372-481 'Eire' Jubilee Class #45572 BR Lined Green Late Crest - Weathered	£139.95	£79.50

SOUNDS LIKE A GREAT DEAL!

Hornby R3285TTS Railroad LNER Blue 4-6-2 Gadwall A4 Class Locomotive with TTS Sound	£110.00	£69.50
Hornby R3384TTS BR 4-6-0 King George I 6000 King Class Late BR with TTS Sound	£109.50	
Hornby R3388TTS Bo-Bo Class 67 Cairn Gorm 67004 Caledonian Sleeper with TTS Sound	£99.50	
Hornby R3390TTS Class 43 HST Virgin Rail East Coast with TTS Sound	£279.99	£159.50
Hornby R3395TTS RailRoad LNER 4-6-2 Mallard A4 Class Locomotive 4468 with TTS Sound	£132.99	£79.50
Hornby R3459TTS BR Black (Early) Fowler Class 2P 4-4-0 Locomotive 40626 with TTS Sound	£94.50	

SOUND CHIP OFFERS

Hornby R3285TTS chip Class A4 Steam Locomotive DCC TTS Sound Decoder and Speaker	£39.50
Hornby R3390TTS chips Pair of HST Class 43 Locomotive DCC TTS Sound Decoders and Speakers	£79.50

LATEST HORNBY AT GREAT PRICES!!

R3465 HORNBY LNER 0-6-2T '4765' N2 Class	£104.99	£59.50
R3486 Co-Co Diesel 'DP World London Gateway' 66185 Class 66 Locomotive	£90.99	£59.50
R3500 The Sir Nigel Gresley Collection	£549.99	£395.00
R3445 BR 4-6-2 Camelford 34032 West Country Class BR Early Air Smoothed	£129.50	
R3471 NSE Co-Co Diesel Electris 'Indomitable' 50026 Class 50 Diesel Loco	£170.49	£119.50
R3479 Class 60 066 Drax 'Powering Tomorrow' Co-Co Diesel Locomotive	£119.50	
R3487 Co-Co Diesel 'James Nightfall GC' 66079 EWS Class 66 Locomotive	£69.50	
R3276 RailRoad LMS 4-4-0 Compound with fowler Tender	£44.50	
R3356 railroad BR 2-10-0 Crosti Boiler 9F Class (early BR) Weathered 92021	£89.50	
R3371 RailRoad LNER 4-6-2 'Mallard' A4 Class Locomotive	£64.50	
R3497 RailRoad BR 'D9016' Class 55 Diesel Electric Locomotive	£44.50	
R3408 GWR 4-6-0 'King Edward V' 6000 King Class Locomotive #6016	£99.50	
R3409 BR 4-6-0 'King William IV' 6000 King Class Late BR Locomotive #6002	£181.99	£99.50
R3424 LNER 0-8-0 Raven Q6 Class Locomotive 3418	£99.50	
R3425 BR 0-8-0 Raven Q6 Class BR Early Locomotive 63443	£154.99	£99.50
R3426 BR 0-8-0 Raven Q6 Class Br Late Locomotive #63429	£99.50	
R3441 LNER 4-6-2 'Sir Murrough Wilson' A4 Class Wartime Black Loco 4499	£99.50	
R3444 BR 4-6-2 'Thomas Hardy' Britannia Class Early BR 4-6-2 Locomotive 70034	£174.99	£109.50
R3171 LNER Green 'Cock O' The North' P2 Class 2-8-2 Locomotive #2001	£64.50	
R3401 The Bristolian Trai Pack - Ltd Edition	£304.99	£149.50
R3261 Network Rail 0-6-0 Class 08 417 diesel Shunter Locomotive	£99.99	£69.50
R3343 First Great Western Class 08 822 Diesel Shunter Locomotive 'John'	£79.50	
R3390 Virgin Class 43 HST Pack DCC Ready (Non Sound)	£229.99	£89.50
R3501 Virgin East Coast Train Pack - Limited Edition	£124.50	

BACHMANN BARGAINS

25-2014 CL47 00 Gauge Class 47 164 BR Blue Union Jack Diesel Locomotive (split from set).....	£89.50
25-2014 JUB BR 'Green Silver Jubilee' Jubilee Class 4-6-0 Steam Locomotive 45552 (split from set).....	£89.50
30-049 Loco Class 20 088 BR Triple Grey Diesel Locomotive with DCC Sound (split from set).....	£139.50
30-049 Coaches Pair of Permanent Way Re-Railing Equipment Mk1 Coaches (split from set).....	£79.50
30-049 Controller 36-500 E-Z Command DCC Digital Control Centre Controller and Transformer (split from set).....	£49.50
31-575 Windhoff MPV Multi-Purpose Master and Slave Network Rail.....	£140.95 £79.50
31-535 Class 105 2 Car DMU BR Blue Yellow Ends (Power Twin Unit).....	£119.95 £74.50

HELJAN 'O' GAUGE STAR BUY!

5350 Heljan Class 53 D0280 FALCON in 'as-built' lime green and brown livery with original painted nameplates	£699.00	£495.00
5351 Heljan Class 53 D0280 FALCON in BR two-tone green livery with small yellow warning panels and etched nameplates	£699.00	£495.00
5352 Heljan Class 53 1200 FALCON in BR Blue livery with full yellow ends and etched nameplates	£699.00	£495.00
4203 Heljan Class 42 Warship D815 'DRUID' in Maroon with full yellow ends	£699.00	£495.00
4204 Heljan Class 42 Warship D866 'ZEBRA' in Blue with Full Yellow Ends and Double Arrow Symbols on the cabsides	£699.00	£495.00
4205 Heljan Class 42 Warship 829 'MAGPIE' in Blue with Full Yellow Ends and Centrally Placed Double Arrow Symbols	£699.00	£495.00



RAILS



Corporate members of



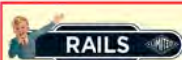
EXCLUSIVE MODELS FOR PRE-ORDER

WWW.RAILSOFSHEFFIELD.COM/EXCLUSIVE



DYNAMOMETER CAR
£125.00 EACH
PRE-ORDER £50 DEPOSIT

Version 1 - LNER Teak No.23591, as it was at 3 July 1938 for the Mallard world speed record breaking run
 Version 2 - LNER Teak No.902502, as it was post 1946-1948 British Railways locomotive exchange trails



1. Bachmann 32-384Y
2. Bachmann 32-979W
3. Bachmann 32-726X

Class 37 37425 'Sir Robert MacAlpine/Concrete Bob' BR Construction Sector.....£149.95
 Class 66 66727 'Maritime One' GBRF Maritime£169.95
 Class 66 66614 'Poppy' Freightliner£169.95



VISIT OUR **RAILS-SHEFFIELD** EBAY STORE
 SPECIALISING IN QUALITY NEW & SECOND-HAND MODEL TRAINS,
 DIECAST & OTHER RARE & HIGHLY SOUGHT-AFTER COLLECTIBLES

VISIT OUR **RAILS-VAULT** EBAY STORE
 SPECIALISING IN SECOND-HAND ACCESSORIES, DIECAST,
 RESTORATION PROJECTS, SCENICS & OTHER MISCELLANEOUS MODELS

ALSO STOCKED AT BARGAIN PRICES

In addition to full ranges from all the manufacturers featured here we also offer full ranges from:



WOODLAND SCENICS
 The World Leader in Model Scenery



and many more. If you can't find the product you are looking for on our website then please contact us and we can order it in for you.
 Check out our **ebay** stores to see what discontinued and rare items we have on offer and for your chance to pick up a second-hand bargain today.

Visit: <http://stores.ebay.co.uk/Rails-Of-Sheffield>

Visit: <http://stores.ebay.co.uk/The-Rails-of-Sheffield-Vault>

MODEL RAILWAYS BUY – SELL – EXCHANGE ANY GAUGE ANY AGE TOP PRICES PAID

www.railsofsheffield.com

OFFICIAL HORNBY
COLLECTORS CENTRE

Est 1975

FOR MORE SPECIAL OFFERS AND UP TO THE
MINUTE RELEASES VISIT OUR WEBSITE

TELEPHONE/ORDER
HOTLINE

(0114) 2551436

Open 9:00 am - 5:00 pm
24 Hr Answerphone service for orders



RAILS OF SHEFFIELD

SHOP OPENING HOURS:

9:30 am - 5:00 pm

Monday - Saturday

Free parking outside the door!

WANTED

CASH OR PART EXCHANGE

We urgently require collections of any size featuring products from the following manufacturers:



We are always on the lookout for all types of kit built models including Pro-Scale, Nu-Cast, Golden Age Models, Silver Fox Models, Comet Models, David Andrews and Japanese/Korean Brass in addition to all manufacturers above.

Please do contact us if you are at all unsure as to whether we would be interested in your collection.

We value your used models very highly and will pay top prices for all items offered.

We provide a fast, professional and friendly service from our family run business.

Distance is no object and anything is considered.

Please telephone us on 01142 551436, email secondhand@railsofsheffield.com, fax us on 01142 555982 or post your lists to the address at the bottom of the page quoting reference RM2013, all enquiries answered.

RAILS OF SHEFFIELD, 21/29 CHESTERFIELD ROAD, SHEFFIELD, S8 0RL. TEL(0114) 255 1436, 8 LINES. FAX (0114) 255 5982
PHONE/FAX/24 HR ANSWERPHONE FOR ORDERS OUTSIDE SHOP HOURS. EMAIL: info@railsofsheffield.com WEBSITE: <https://railsofsheffield.com> (E & OE)

FITTING SOUND to a HORNBY 'Hoover'

50
YEARS
OF THE
CLASS
50s

To celebrate 50 years of the Class 50s, **PAUL CHETTER** examines Hornby's DCC ready model of the 'Hoover' from different periods to explore options for installing sound.

THE 50th ANNIVERSARY of the English Electric Type 4, later designated Class 50, and my own recent sound recordings of 50035 *Ark Royal* courtesy of the Fifty Fund presented the perfect opportunity to look again at the Hornby model which first appeared in 2003/2004.

With opening cab doors, manually operated variable position radiator grille louvres and a working cooler group fan, the Hornby model was and remains something out of the ordinary. Both models featured were obtained as used examples, so they are well run-in if not in pristine cosmetic condition. The most recent models of the Class 50 are supplied without the working roof fan, although the plastic moulding is retained. This has led me to consider removing it altogether to provide speaker accommodation.

The model's internal design has changed since the original release: the ones depicted here were selected from the early type and the revised releases to illustrate what you may find inside your model. The factory fitted

sound version - released in 2011 as 50015 *Valiant* in BR 'Dutch' grey and yellow - have further revisions not covered in this feature.

All the variants included external lighting - though the circuitry has a common negative wiring scheme rather than the common positive usually employed. This makes changing the lighting arrangements more challenging than it might otherwise have been so I've left this alone to offer simple installations.

COMPONENT CHOICE

These models have an 8-pin DCC socket, though the early Printed Circuit Board (PCB) design has four additional pin positions adjacent. Do not use these additional positions.

The Zimo MX645R selected for this project is a 1.2A sound decoder with multiple Function Outputs (10) and is ideally suited to these conversions and there is ample space to house it inside the body. Importantly, it can be loaded with my latest Class 50 sound project with a new control feature, Speed Lock. Using this allows

the road speed to be temporarily fixed whilst the engine power sounds can be increased or decreased by using the throttle control.

Next a location for the speaker needs to be found. The model's underfloor fuel tanks are filled with metal casting for increased mass so there is no space available for any speaker there. Hornby's instructions show a 40mm x 20mm speaker fitted at the Number 2 end of the locomotive (the end without the large central roof mounted cooling fan), but I found the standard enclosure with these speakers too deep to fit the space. Low profile enclosures are available, but I decided to test some more recent solutions. Zimo produced a range of 3D printed speaker enclosures with single or twin drivers. Three types are available to fit in the standard 20mm x 40mm space, including one twin driver design.

Since these are integrated units, all that is required is to solder speaker wires from the decoder and electrically insulate as necessary. They can be held in place with double sided tape or adhesive putty. Removing the





Left: Showing the original condition of the Class 50s with four-character headcode blind, no front headlight and the distinctive cutout in the roof, 50014 departs London Paddington for Bristol in 1974 with distinctive roar of its English Electric 2,400hp engine. Peter Dobson/Railphotoprints.co.uk.

Below: The Class 50s were popular machines during their careers which saw them operate on the Midland, Western and Southern Regions of BR. Here 50020 *Revenge* leads a rake of Network SouthEast liveried Mk 2s through Twelve Trees Junction representing a late 1980s Exeter-Waterloo working.

working fan apparatus will create a much larger space usefully adjacent to the radiator fan grill and body side louvers. The longest of the Zimo 3D speaker range will fit this newly created space and I also tested a bass reflex speaker, which is a simple drop-in fit here.

INSTALLATION

The body and chassis are held together with four tabs so there are no screws to release. I found that the robust bodysides made these clips particularly tenacious.

One way of preventing the clips from re-engaging during the separation phase is to slip some thin plastic between the body and chassis sides. Credit cards are ideal strength and thickness for his task but I used thin styrene sheet off-cuts - Hornby's dismantling instructions show where these clips are situated. Gently prise outwards the lower edge of the bodysides and slip in the strips to prevent re-engagement of the clips. The body will now slide upwards and clear of the chassis.


The bodies of each type have almost identical construction. What variation is evident relates to the different prototypes modelled rather than construction methods, though this can have an impact upon what or how additional components may be accommodated.

The first real locomotives had a forced air filtration system which produced a distinctive sound resulting in the nick-name 'Hoover'. This was removed during refurbishment in the late 1970s/early 1980s. No existing Class 50 locomotives have the classic 'sucking' sound. As a result of these changes, the representation of early locomotives has a much greater intrusion into the roof space than those of the refurbished. This compromises the space Hornby suggest for speaker fitment. I found that the space could still be utilised provided the correct speaker choice

was made and that it was fitted asymmetrically.

One of the speaker options left enough free space in a non-modified model to accommodate a Zimo SC6800 supercapacitor, taking advantage of the MX645's in-built stay alive management circuitry and dedicated wires.

The Class 50s have always attracted a great following and Hornby's model does great credit to these powerful single engine Type 4s. Plus there is more to come for this class as the Little Loco Company and Heljan are both working on competing 'O' gauge models while Dapol has an 'N' gauge version in its list of projects.

For the 'OO' model the addition of sound brings a new dimension to its operation and by using the latest speaker designs and decoder software its capabilities are as advanced as the quality of its sound output. 



STEP BY STEP INSTALLING DCC SOUND IN HORNBY CLASS 50s



1 The body to chassis fastening clips are very secure. I found that it was necessary to slip in some strips of thin styrene sheet to stop them from re-engaging during the separation process. Credit/membership cards are a worthy substitute.



The air filtration system in the model of the original specification locomotive protrudes into the otherwise free space where a speaker would fit - top. During refurbishment this was replaced and the grille panel was plated over. The model of refurbished locomotives has more free headroom for speaker fitment - bottom.

WHAT WE USED


PRODUCT	SUPPLIER	PRICE
Zimo MX645R sound decoder	www.digitrains.co.uk	£95.00
Zimo LS 26mm x 20mm x 8mm	www.digitrains.co.uk	£11.00
Zimo LS 40mm x 20mm x 9mm	www.digitrains.co.uk	£12.00
Zimo LS 40mm x 22mm x 9mm (twin)	www.digitrains.co.uk	£18.00
Zimo LS 55mm x 20mm x 9mm (twin)	www.digitrains.co.uk	£20.00
Bass reflex 58mm x 20mm x 10mm	www.digitrains.co.uk	£9.00

NOTE:

Only one speaker is required per installation. We have listed full details and prices of all those trialled in this feature to show the options available.


TIP

Early variants of a model may differ from the most recent releases internally, so it is well worth inspecting them carefully before starting work.




3 Changes to the chassis and interior detail are more marked, however. In particular the Printed Circuit Board (PCB) has been redesigned as can be seen from this direct comparison. The early design is at the bottom of this image.


4 Lighting wires are no longer carried in tubes internally above the cab doors on the most recent version (50024, right), and there is no representation of the engine room bulkhead - this now being part of the cab moulding.



Hornby's Class 50 tooling caters for early and late locomotives. On the left is 50024 Vanguard (Cat No. R3263 - released 2015) in refurbished condition and on the right is 50013 Agincourt (R2486 - released 2005) in original format.



5 This overview shows the differences in PCB and chassis design. The later design (upper) shows individual board edge connections have been replaced with surface mounted multi-connectors and the DCC socket is now arranged longitudinally. The changes to the lighting wire routes are also evident. None of this, however, will impact on the installations in this guide.



Belt, pulley and drive shaft for the fan have been removed from later generation models at manufacture enhancing the running qualities of the locomotives. These mechanisms gained something of a reputation for spoiling the smooth slow speed running of these models.



The Zimo MX645R is an 8-pin wired sound decoder. Its powerful 1.2A continuous rating (2.5A peak) and 10 Function Outputs makes it an excellent choice for these models. On-board management of stay alive capacitors with dedicated circuitry and wiring as standard increase its desirability and usefulness. Also shown is a Zimo SC68, a 6800µF compact supercapacitor with simple two-wire connectivity to the decoder.




STEP BY STEP INSTALLING DCC SOUND IN HORNBY CLASS 50s

Beginner **SKILL LEVEL** Intermediate Advanced


8

A good speaker is required to get the best from any decoder and sound project. Many people are very happy with the standard Zimo cube speakers, but where space is more readily available a range of 3D printed speakers have been developed which really improve the output. Three of these will fit without modifying the model in any way - the longest and the Bass Reflex unit on the right require a simple modification.




9

The smallest, 26mm x 20mm x 8mm speaker is compact enough to fit with space left to house an SC68 stay alive capacitor. Note that the speaker must be fixed asymmetrically to clear the air filtration fans and grille moulding on reassembly in the case of the original (non-refurbished) locomotive. Central positioning will be fine for the models of refurbished locomotives.




10

The 40mm x 20mm x 9mm single driver features a larger enclosure for increased sound quality but any stay alive capacitors must be accommodated elsewhere. Note the off centre position to fit around the roof moulding of the early design locomotive.



11

Still within the same footprint category, the LS 40mm x 22mm x 9mm speaker increases output by doubling the number of speaker drivers fitted. This is a very good all-rounder which I use a lot where a 40mm x 20mm format is required.



12

The now non-operational fan remains supported by the bulky moulding which prevents using the space for something useful. Removing this item will have little detrimental impact on the model's aesthetics but will create a long free space in which several other speaker types may be housed.




13

This Bass Reflex speaker, recommended by Dapol in some of its most recent diesel models, fits neatly under the radiator fan grille in place of the fan moulding. This has the added advantage of being positioned where sound can pass to free air easily through the roof grille.




14

This 55mm x 22mm x 9mm twin driver unit is difficult to accommodate in many 4mm diesel models but if space is available its performance is top class. With the roof fan removed it will fit in the Class 50.



15

Replacement of the fan mechanism with any speaker releases ample space to accommodate one of a variety of types of stay alive capacitor. Although not shown here, there is space to the left of the speaker for a capacitor or alternatively the speaker could be moved to the left to make space on the right. The choice is yours.





OPEN
Mon to Sat:
9:30am - 5pm
Closed Sunday

**1000'S OF
 PRODUCTS
 IN STOCK**



We Buy & Sell
CULCHETH MODEL RAILWAYS - WARRINGTON
 Tel: 01925 899959

WE BUY / SELL / PART EXCHANGE
Most Gauges Stocked - Z/N/HO/OO/O/G/1

View/Buy our stock online in our eBay shop:
<http://stores.ebay.co.uk/Culcheth-Model-Railways>

Search us on **Google**
Culcheth Model Railways

FREE PARKING / DISABLED ACCESS

Credit / Debit Cards Accepted

Call: 01925 899959

Email: info@culchethmodelrailways.co.uk

**Culcheth Model Railways, CPS Shopping Centre,
 Common Lane, Culcheth, Warrington, WA3 4EH**

NORTH WEST MODEL SHOP

WARRINGTON CHESHIRE - WA3 4EH - OPEN 6 DAYS!

CELEBRATING THE STAR GUEST at the AUTUMN STEAM GALA 2017

Special Edition

**DCC
 READY**

Hornby Flying Scotsman in LNER Apple Green £145

**NOW
 £109**



Commemorating the **END OF STEAM** in the North East of England (Sept 1967)



**SPECIAL OFFER -
 HORNBY Q6 £154**

**ONLY
 £99**

**DCC
 READY**

PRE-ORDER...



NRM Approved
GWR Dean Goods
- No. 2516

Exclusive Edition

**DCC
 READY**

**Estimated delivery
 LATE SUMMER 2017**

**£125 DCC READY
 £225 WITH SOUND**

Locomotion
 THE NATIONAL RAILWAY MUSEUM AT SHILDON

— in the —
Museum's Collection Building
 — more than 70 vehicles
 from the National Collection
 on display

— Follow us —



Prices correct at
 time of going to press

www.locomotionmodels.com the NRM's online model shop Tel: 01904 685785

Locomotion: The National Railway Museum at Shildon, Shildon, County Durham DL4 2RE

**National
 Railway
 Museum**


Visit the Locomotion Museum Shop for:



Gowerton Parkway

Based on the busy and varied South Wales network in the first decade of this century, **MARCUS LAMBERT'S** 'OO' gauge layout captures the colour and vibrancy of the scene to grand effect.

PHOTOGRAPHY, TREVOR JONES

 A First Great Western HST set opens up as it passes through Gowerton Parkway passing an arriving stopping service formed of a Class 153. The station building is scratchbuilt.



FOR AS LONG AS I CAN remember, I have always been interested in model railways. Having moved into my first house in 2011, I finally had the space to build a layout. After a couple of little projects that I started in my spare room to practise some basic skills, the decision was made to take the trains into the loft. This offered me the opportunity of more space, and meant that the spare room could be used as a spare room again. The layout

is a fictional location in South Wales, and operates in a loose time span, running from about 2000 to 2007, although there are the odd interlopers from outside this period. The layout is fixed permanently in my loft and the scenic area measures 13ft x 8ft with further off scene storage in the form of eight sidings and a return loop. The layout began in 2013, and is my first real foray into building a large layout. The layout is Digital Command Control (DCC) operated, and makes use of a Roco Z21 system which gives me the flexibility to operate

the layout from my iPhone and iPad.

I immediately decided that I wanted to base the layout in South Wales, where I currently live.

This was for a combination of reasons. Firstly, modelling this area would give me the opportunity to run a good variety of my favourite rolling stock, and equally as important, basing the layout on local surroundings would also make researching the prototype relatively simple as it is on my doorstep, hopefully allowing me to create something convincing. »





A pair of Direct Rail Services Class 20/3s – modified Bachmann models – arrived at the nuclear terminal as a Fragonet Class 47/7 leads a Virgin Trains Cross Country service on the main line.



SET CRITERIA

When building the layout, I had several criteria. I wanted a freight yard, a Traction Maintenance Depot (TMD), a station, and a nuclear flask terminal. As far as planning the layout goes, this was about as far as it went. I knew I had a space of 26ft x 8ft to play with. Because this was the first proper layout I had built, I laid baseboards down to cover half of this space. I made this decision to give myself a fighting chance of getting it finished, as previously the largest area I had worked with was 8ft x 4ft when I was a young lad. As soon as the baseboards were up, I started laying track so I could run trains. The lack of planning at this stage is something I regret, as I have had to retrospectively adjust the track arrangement to improve operation. The baseboards were made of plywood

“I drew inspiration from Margam for the freight yard.”

MARCUS LAMBERT

topped framework to deal with the varying temperatures in the loft, and so far, it has stood the test of a couple of hot summers and cold winters. All the baseboards are different in size but the layout is made up primarily of 4ft x 2ft boards. The baseboards were built around the timber frame in the loft, which was challenging given the number of joists and beams I had to compete with. As a result, the layout is permanently fixed using the various beams in the loft to support the legs on which the layout stands. Sadly I have got no chance of getting the layout out of the loft, and a day will come when all my hard work will have to be taken up. Had I planned things better, I could have perhaps come up with a removable system, but given my relative inexperience with woodwork I just consider it a miracle

that I have sturdy, warp-free baseboards which have lasted four years so far.

All the track is Peco code 100, using dead frog points. The track has been ballasted with Gaugemaster ‘N’ gauge granite ballast and airbrush weathered using a combination of Railmatch paints. Whilst I know code 100 is by no means finescale, if ballasted and weathered properly I think it looks great. Currently all of the points are hand operated. There are holes drilled out to accommodate point motors but I must admit I’m struggling to summon up the motivation to spend hours on end upside down underneath the baseboards wiring them. I will get round to it one day I’m sure. As far as signalling goes, I have included a few DCC operated signals on the layout, but these are purely aesthetic, and no doubt in completely the wrong place. I am happy with the overall effect these give though.

Throughout the building process, the track plan has evolved, for both




operational reliability and interest reasons. The main elements of the evolution have involved removing the odd set of set track points here and there. Due to the length of trains I was looking to run, I found that the small radii of the set track points caused derailments. This was particularly evident in the freight yard throats, prompting me to switch everything to Streamline points, which has improved the running reliability no end. One of the key things I have learned throughout the process of building this layout is the value of a good track plan, as this would have negated the need for the retrospective action I had to take.

A CONVINCING LOOK


Having created a layout which runs around all four sides of the loft, the main problem I had was trying to make the scenery look convincing. To do this, I split the layout into three main sections - urban, rural and industrial. In the »



A Dennis fire engine passes through the town with its signature shops including Sainsbury's and Modelzone.



EWS motive power new and old fills the depot with 37114 standing with 66209. In the background a Loadhaul Class 56 passes with an MGR working.



EWS and DRS operated Class 37s fill Gowerton Parkway with 37114 in maroon and gold heading a spoil working and the 37/6 in charge of a test train.

Right: A Virgin Cross Country express hauled by a stand in Class 47/7 departs Gowerton Parkway as a railhead treatment train crosses the junction formation on the station approach.



Below: A Class 67 draws into the sidings with a parcels working while a Class 37/0 and Class 66/5 stand at the fuelling point.





**Preserved 'Western' D1015
Western Champion takes
fuel at the TMD alongside a Railfreight
Distribution liveried Class 37/0.**



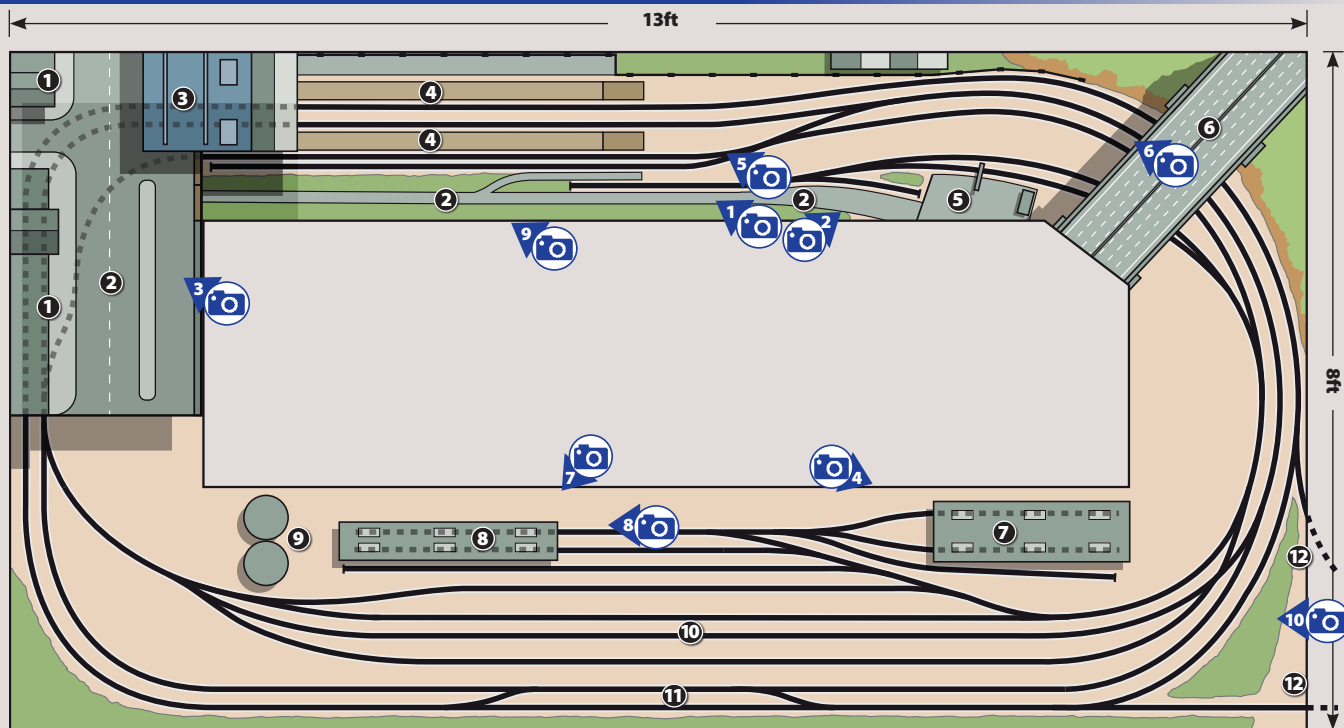
future I would definitely look at having a non-scenic storage yard so that I could create a more realistic track plan and appearance. The main problem with this layout is that it was primarily built to run trains, but has become a bit more of a serious undertaking as it has developed.

When creating the freight yard, TMD and fuelling point, I drew inspiration from Margam Knuckle yard. I have tried to replicate the desolate atmosphere of the prototype. Creating the various elements of this part of the layout relied heavily on research including visiting the yard to get a feel for it. The run down, overgrown feel was created by using a ground covering of fine sand, weathered by airbrush, topped with various lengths of static grass applied with a Noch Grasmaster which a friend kindly lent me. As the layout is primarily designed to indulge my interest in long freight trains, it was crucial that they had somewhere convincing to stable, and I feel that this has been achieved. I am particularly pleased with the way the fuelling point attached to the yard has turned out, and feel that all the little details which I have added in this area have really helped bring it to life.

The nuclear flask terminal is a bit of an odd inclusion for a South Wales based layout, given that there isn't a nuclear power station anywhere to be found in this part of the country. Nuclear flask traffic has always been something that interested me so I decided to include the terminal on the layout. As much as anything I wanted an excuse to run some Class 20s. The depot draws inspiration from the one found at Southminster in Essex near where I grew up.

Having not found any 'ready to plant' items that I fancied, the station area of the layout forced me to throw myself into having a go at scratchbuilding the platforms, station buildings and station canopy. This gave me the chance to create a station with a rather contemporary feel, and while it took me a couple of attempts to create something I was happy with, I have ended up with a model that holds its own well against the more convenient ready made offerings from Bachmann and Hornby. »

GOWERTON PARKWAY TRACK DIAGRAM (Not to scale)




KEY

① Shops	④ Platform	⑦ Engine shed	⑩ Sidings
② Road	⑤ Nuclear terminal	⑧ Fuelling point	⑪ Main lines
③ Station building	⑥ Motorway	⑨ Fuel storage	⑫ To storage yard

IN SERVICE

The layout runs purely diesel traction, with a variety of rolling stock covering examples of most classes found in the given era. The locomotives are a combination of Hornby, Bachmann, Heljan, ViTrains and Dapol. My chosen era gives me the opportunity to run locomotive-hauled cross-country services, and I have a decent fleet of Heljan Class 47s that I run on these trains. I also run a customised Hornby HST in First Great Western livery which is appropriate for the period and a couple of Diesel Multiple Units to complete the passenger fleet. My freight stock is primarily finished in EWS and sectorisation liveries, allowing me to run a colourful selection of Class 37s, 56s and 60s, on varying traffic, to represent the early 2000s. One of my favourite examples of stock is my Rail Head Treatment Train, as this provides the opportunity to run an impressive looking top-and-tailed rake to a prototypical length, which few people run on their layouts.

Originally the time span for the layout was a lot looser than 2000-2007, and I was running anything from about 1998 up until present day. I decided to change this approach as it detracted from the realism of the layout, and as much as anything became costly as I ended up wanting stock ranging from Rail Freight Distribution Class 37s up to the latest Direct Rail Services Class 68s. As I have developed the layout, I have begun to want locomotives in



liveries not produced ready to run by manufacturers, so have resprayed models to meet my requirements, which I have found to be a satisfying task.

LEARNING CURVE

I have developed my skills a lot while building Gowerton Parkway, but the key thing that I have learned is the importance of weathering scenery and stock to create a realistic appearance. I owe a massive thanks to my friend John Batley here as he has given me endless

advice on how to effectively weather locomotives in a subtle but prototypical fashion. Without the weathering that has been applied throughout, I don't think the layout would be anywhere near as convincing as it is now.

My next project is to build a small TMD layout that can be taken to exhibitions. It is something I've always fancied doing, and feel that I'm now at a standard that I could produce something I would be happy to show, and I have got plenty of people encouraging me to finally do it. [John](#)



With the sidings behind a Class 58 leads a block working of 100ton TEA tankers on the main line passing the junction to the off-scene storage yard.



DISCOUNT 'O' GAUGE

TOWER BRASS LOCOMOTIVES

R.T.R. in unpainted brass/factory painted
GWR/BR King.....£900.00
GWR/BR Railcar 19-33.....£550.00
GWR/BR Parcels Railcar No.34.....£550.00
GWR 1361 Early black chassis.....£525.00
GWR/BR 1361 Late black chassis.....£525.00
LYLMS/BR Pug black.....£450.00
LNER/BR J39 0-6-0 black.....£925.00
GWR/BR 8750 Pannier black chassis.....£525.00

TOWER BRASS COACHES

Fully assembled in unpainted brass
GWR/BR Collett D127 brake 3rd.....£235.00
FULLY FINISHED R-T-R LOCOS
L&Y/MS/BR Pug 0-4-0T.....£525.00
GWR/BR 1361 0-6-0ST.....£695.00
GWR/BR 8750 Pannier tank.....£695.00
GWR/BR King 4-6-0.....£1260.00
GWR/BR Razor Edge railcar.....£935.00
GWR/BR Parcels railcar.....£910.00
LNER/BR J39 0-6-0.....£1075.00
LMS/BR Original Patriot.....£1650.00
B.R. V2 2-6-2.....£1640.00
Over 100 R-T-R locos available off the shelf

GLADIATOR LOCO KITS

GTR18 LMS/BR de-streamlined Duchess £395.00
GTR19 LMS/BR non-streamlined Duchess £395.00
GTR20 LMS/BR Princess.....£395.00
GTR21 LMS/BR Rebuilt Royal Scot.....£345.00
GTR22 LMS/BR Original Patriot.....£345.00
GTR23 LMS/BR Rebuilt Patriot.....£345.00
GTR28 LMS/BR 2P 4-4-0.....£315.00
GTR31 LMS/BR Lemon 0-4-4T.....£235.00
GTR44 LNW/MS/BR Coal Tank 0-6-2T.....£225.00
GTR45 LNW/MS/BR Crane Tank.....£205.00
GTR50 LNER/BR Beyer Garratt 2-8-2.....£595.00
GTR53 LMS/BR 2-8-0 & riveted tender £345.00

JAVELIN LOCOMOTIVE KITS

JLK3 GWR/BR Dukedog 4-4-0.....£325.00
JLK5 SEC/RS/BR D Class 4-4-0.....£305.00
JLK6 G.W.R. Dean Goods 0-6-0.....£295.00
JLK7 SEC/RS/BR C Class 0-6-0.....£295.00
JLK11 LMS/BR Long Fire Box Black Five.....£345.00

MERCIAN LOCO KITS

SG5 LNER/BR J94 Austen 0-6-0ST.....£180.00
GW2 GWR/BR 14xx Autotank.....£175.00
ML11 M.R. Spinner 4-2-2.....£295.00

TOWER COLLECTION (D.J.H.) BEGINNERS KITS

Includes wheels, gears and motor
TC1 Class 02 0-4-0 Diesel Shunter.....£240.00
TC3 Andrew Barclay 0-4-0 Steam Shunter.....£240.00

TOWER COLLECTION LOCO KITS

Require wheels, gears and motor
TC2 LMS streamlined Coronation.....£525.00
TC4 LMS/BR non-streamlined Duchess.....£525.00
TC5 LMS/BR de-streamlined Duchess.....£525.00
TC6 LMS/BR Sir William Stainer.....£525.00
TC7 LMS/BR Black Five 4-6-0.....£525.00
TC14 LMS/BR Stainer 8F 2-8-0.....£525.00
TC16 LMS/BR Duchess with sloping firebox.....£525.00

D.J.H. LOCO KITS

K300 B.R. Standard 84xx 2-6-2T.....£345.00
K301 B.R. Standard 2MT 2-6-0.....£395.00
K302 LMS/BR Ivatt 2-6-2T.....£345.00
K303 LMS/BR Fairbairn 2-6-4 T.....£345.00
K310A LNER/BR A3 with Corridor tender.....£575.00
K317B BR Britannia with BR1/1A tender.....£575.00
K324B B.R. 9F 2-10-0 BR1B/BR1C.....£575.00
K326 B.R. Class 03 complete kit.....£395.00
K336 LNER/BR 10000 A2.....£535.00
K338 LNER/BR G5 0-4-0T.....£395.00
K340 B.R. Class 14 complete kit.....£395.00
K344 NEW LNER/BR Hunt Class 4-4-0.....£475.00
K345 NEW LNER/BR Thompson A2/1.....£550.00

PECO LINESIDE KITS

LK704 Wooden lineside hut kit.....£19.00
LK705 Brick lineside hut.....£19.00
LK709 Ground Level Signal Box.....£27.25
LK735 GWR Yard Crane.....£20.50
LK741 GWR spear fencing.....£10.50
LK742 GWR spear fencing ramps.....£10.50
LK743 Field fencing and gates.....£9.45
LK745 Telegraph Poles (4).....£6.00
LK748 Loading Gauges (2).....£11.85
LK750 Single track level crossing gates.....£19.25
LK758 Platelayers' tools.....£6.10
LK759 Platform lamps (4).....£9.35
LK760 Telephone boxes (2).....£8.35
LK761 GWR Station seats (4).....£7.90
LK762 M/NR station seats (4).....£7.90
LK763 SR/BR station seats.....£7.90
LK764 Bicycles (8).....£7.90
LK790 GWR home or distant signal.....£17.75

SLATERS BR WAGONS AND VANS

7062 B.R. 12ton Vanwide.....£37.50
7063 B.R. Standard Van.....£37.50
7064 B.R. 12ton Standard/Flat Van.....£37.50
7065 B.R. Meat Van.....£37.50
7066 B.R. Insulated Van.....£37.50
7067 B.R. 13 ton conflat 'A'.....£33.75
7069 B.R. Lowfit Wagon.....£33.25
7070 B.R. 12 ton Palvan.....£37.50
7071 B.R. 13 ton High Goods Wagon.....£33.25

PECO WAGON KITS

W601 GWR Toad brake can.....£38.75
W602 GWR Permanent Way brake.....£38.75
W603 GWR 6 wheel brake.....£40.50
W604 GWR 4 plank open.....£32.50
W605 GWR Steel Open.....£32.50
W606 GWR 10 ton Van.....£39.75
W607 BR 16 ton Mineral wagon.....£40.50
W608 BR 27 ton Iron Ore wagon.....£39.75
W609 BR 20 ton Pig Iron wagon.....£39.75

PECO 'O' GAUGE TRACKWORK

SLE766BH Curved R/H Point.....£52.25
SLE787BH Curved L/H Point.....£52.25
SLE700BH 12 yards flexitrack.....£76.95
SLE791BH Right Hand Point.....£41.95
SLE792BH Left Hand Point.....£41.95
SLE797BH Y Point.....£41.95
SLE790BH Double Slip.....£87.95
SL10 24 metal railjoiners.....£22.65
SL11 12 insulated railjoiners.....£22.65
SL740BH Buffer stop.....£22.65
TP1 Long Track pins (15mm).....£3.25
ST700 Box (6) 393mm straight.....£43.25
ST725 Half circle 1022mm radius curves.....£46.00
NEW Setrack R/H Point.....TBA
NEW Setrack L/H Point.....TBA

HELMSMAN CONTROLLERS

CF5A Sump Signal Controller.....£155.00
RMS Remote handset for above.....£40.00

H.M.R.S. TRANSFERS

H1 L.M.S. gold loco and coach.....£20.00
H2 L.M.S. yellow loco and coach.....£20.00
H2A L.M.S. black style/Crewie loco.....£20.00
H3 L.M.S. loco lining.....£20.00
H3A L.M.S. coach lining.....£20.00
H4 L.N.E.R. green loco and coach.....£20.00
H4A L.N.E.R. black loco and Gill Sands.....£20.00
H5 L.N.E.R. loco lining.....£20.00
H6 L.M.S. goods wagon lettering.....£18.50
H7 G.W.R. loco and coach lettering.....£20.00
H8 G.W.R. loco and coach lining.....£20.00
H9 S.R. Maunsell loco and coach lettering.....£20.00
H10 S.R. Bulleid loco and coach lettering.....£20.00
H11 L.N.E.R. goods wagon lettering.....£18.50
H12 L.N.E.R. goods wagon lettering.....£18.50
H13 S.R. goods wagon lettering.....£18.50
H14 BR steam loco and coach lettering.....£20.00
H15 BR blue diesel and coach lettering.....£18.50
H16 LNW/MS/BR loco and coach vgn.....£21.00
H17 LSR/MS/SD/LV/MCR gds lettering.....£20.00
H18 N.E.R. loco and coach lettering.....£21.00
H20 GB/MS/MS/MS/MS/MS/MS vgn lettering.....£20.00
H22 B.R. mixed traffic/L.N.W.R. loco lining.....£20.00
H24 MR/SD/RL/TSR/MGH loco and coach.....£21.00
H25 B.R. pre-TOPS wagon numbers etc.....£18.50
H26 B.R. pre-TOPS vgn instructions etc.....£18.50
H31 Pullman crests, names and numbers.....£21.00
H32 Pullman lining.....£18.50
H40 G.N.R. coach lettering.....£21.00

PARKSIDE WAGON KITS (SAVE 10-25%)

PS14 BR Grampus Ballast wagon.....£32.85
PS15 BR 21 Ton Mineral wagon.....£32.85
PS16 LNER Loco Coal wagon.....£32.85
PS17 BR 12 ton Pipe wagon.....£32.85
PS23 GWR/BR 13 ton open wagon.....£32.85
PS24 GWR/BR 12 ton unfitted van.....£32.85
PS25 BR 24.5 ton mineral wagon.....£32.85
PS26 GWR/BR 12 ton fitted van.....£32.85
PS27 GWR/BR 12 ton open with tarp bar.....£32.85
PS28 GWR/BR 12 ton plywood van.....£32.85
PS29 GWR/BR Fruit van.....£32.85
PS30 BR 16 ton mineral wagon.....£32.85
PS31 BR 16 ton slope sided mineral.....£32.85
PS32 BR 16 ton mineral (ex SNCF).....£32.85
PS33 BR 8 Plank wooden mineral.....£32.85
PS42 LMS/BR 12 ton open wagon.....£32.85
PS45 LNER/BR 12 ton goods van.....£32.85
PS46 LNER/BR 12 ton fruit van.....£32.85
PS49 GWR/BR Mica van.....£32.85
PS100 SR/BR Banana van.....£32.85
PS101 SR/BR Meat van.....£32.85
PS104 SR 21 ton coal hopper.....£32.85
PS106 SR/BR Cattle truck.....£32.85
PS112 GWR/BR Gunpowder van.....£32.85
PS114 LMS/BR Banana van.....£32.85
Any six for £164.50 saving 25% off RRP
BACHMANN SCENECRAFT BUILDINGS
47040 Diesel Refuelling Point.....£39.95
47047 Hampton Hill Platelayers Hut.....£24.95
47203 Low Relief Corner Shop.....£25.95
47004 Provender Store.....£30.00
47009 Single Engine Shed.....£60.00
47036 Sectional Lineside Hut.....£20.50

DAPOL R-T-R TERRIERS

G.W.R. green Portlisshead
L.B.S.C. Marsh umber Gipsyhill
S.R. green Fishbourne
BR late crest black 32636
RRP £225.00 OUR PRICE £180.00
Sound fitted RRP £410.70 OUR PRICE £345.00

LIONHEART SUBURBAN COACHES

Fully finished superb quality with interior details and lights.
Single cars (3 types) B.R. Maroon
RRP £265.00 OUR PRICE £225.00
2 car 'B' set G.W.R. or B.R. 6 types
RRP £470.50 OUR PRICE £399.99
4 car D set G.W.R. or B.R. 4 types
RRP £823.50 OUR PRICE £699.99

DAPOL (EX LIONHEART) PANNIERS

64XX and 74XX G.W.R. or B.R.
List Price £399.00 OUR PRICE £340.00
Available now

DAPOL (EX LIONHEART) AUTO COACHES

Choice of B.R. or G.W.R. liveries
RRP £200.00 OUR PRICE £170.00
Available now

NEW DAPOL 57XX LOW CAB PANNIER

Available in a range of G.W.R. and B.R. liveries plus London Transport red
RRP £235.00 OUR PRICE £199.75
Available late 2017 Reserve yours now

NEW DAPOL 10 FOOT W.B. WAGONS

B.R. Open Wagons (various)
RRP £45.00 OUR PRICE £38.50
B.R. VEA, VBA, MEAT, INSULATED AND STANDARD VANS (12 TYPES)
RRP £49.95 OUR PRICE £42.50

DAPOL R.T.R. WAGONS

A range of approx 100 private owner and company wagons 5, 7 and 8 plank
RRP £44.41 OUR PRICE £38.00
6 WHEEL MILK TANKERS 5 TYPES
RRP £80.60 OUR PRICE £70.00
S.R. / B.R. PILLBOX BRAKE VANS (4 Liveries)
RRP £80.60 OUR PRICE £70.00
See our website for details

NEW DAPOL JINTY

Early or late LMS S.D.J.R. British Railways or late B.R. available numbered or un-numbered
RRP £225.00 OUR PRICE £191.25
Any of the above sound fitted
RRP £400.00 OUR PRICE £340.00
Available late 2017. Reserve yours now

DAPOL (EX LIONHEART) 45XX PRAIRIE

Superb quality fully finished with diecast body and excellent detail. Choice of six liveries, numbered and un-numbered.
RRP £495.00 OUR PRICE £420.75
Sound fitted RRP £650.00 OUR PRICE £552.50
Available late 2017 Reserve yours now

IXION HUDSWELL CLARKE

R.T.R. 0-6-0 LOCO
Lined forest green
RRP £299.00 OUR PRICE £225.00
OR FITTED WITH DCC SOUND £375.00

IXION FOWLER

0-4-0 DIESEL SHUNTER
GWR No1 lined green
or private owner plain green
RRP £299.00 OUR PRICE £225.00

HELJAN CLASS 128 PARCELS RAILCAR

6 Versions
See website for details
RRP £579.00 OUR PRICE £460.00
Available late 2017. Reserve yours now

NEW HELJAN CLASS 121

Passenger Railcar
Available in a range of liveries from Cats Whiskers to N.S.E
RRP £579.00 OUR PRICE £460.00
Available late 2017. Reserve yours now.

NEW HELJAN CLASS 117

3 Car D.M.U.
Available in a range of liveries from Cats Whiskers to N.S.E
RRP £1100.00 OUR PRICE £875.00
Available late 2018. Reserve yours now.

NEW HELJAN CLASS 120

2 and 3 Car D.M.U.
Choice of blue or green liveries
2 car set RRP £800.00 OUR PRICE £640.00
3 car set RRP £1100.00 OUR PRICE £875.00
Available late 2018. Reserve yours now.

NEW HELJAN 61XX PRAIRIE TANK

HJ6100 6110 Great Western
HJ6101 6106 G.W.R.
HJ6102 6114 B.R. unlined black
HJ6103 6111 B.R. unlined green
HJ6104 6132 B.R. lined green
HJ6120 un-numbered Great Western
HJ6121 un-numbered B.R. unlined black
HJ6122 un-numbered B.R. unlined green
HJ6123 un-numbered B.R. lined green
HJ6124 5184 Great Western
HJ6125 4144 B.R. unlined black
HJ6126 5158 B.R. lined green
RRP £649.00 OUR PRICE £500.00
Available late 2017 Reserve yours now
See our website for full details

NEW HELJAN 43XX MOGUL

7 standard versions in G.W.R. and B.R. all un-numbered and 3 limited editions numbered
List Price £779.00 OUR PRICE £630.00
Available 2018 Reserve yours now

NEW HELJAN CLASS 45

6 versions from original green to later blue
RRP £699.00 OUR PRICE £550.00
Available now

NEW HELJAN CLASS 03

Several versions from original green to later blue
Price to be confirmed
See our website for details

NEW HELJAN CLASS 05

HJ2590 B.R. Plain Green
HJ2591 B.R. Green with chevrons early
HJ2592 B.R. Green with chevrons late
HJ2593 B.R. Blue with chevrons
HJ2594 CEGB Yellow
HJ2595 NCB Green
HJ2596 Industrial Maroon
RRP £395.00 OUR PRICE £315.00
Available mid 2017 Reserve yours now

HELJAN READY TO RUN WAGONS

Class B tankers 4 types
VAA vans 4 types
DAA open wagons 5 types
RRP £84.95 OUR PRICE £70.00
Mix and match any ten for £65.00 each

NEW HELJAN CLASS 37

CENTRE HEAD CODE VERSION
Green with yellow ends
Blue large logo
Dutch livery
Railfreight 3 versions
RRP £599.00 OUR PRICE £475.00

HELJAN CLASS 40

B.R. Blue with yellow ends
RRP £649.00 OUR PRICE £500.00
Last few

HELJAN DIESEL DEPOT

Two Road Shed RRP £80.00 OUR PRICE £75.00
Extension Pack RRP £39.00 OUR PRICE £35.25
Spare Ends (3) RRP £19.00 OUR PRICE £16.00
See website for details and sizes

HELJAN DELTIC

Green with yellow panels
Ltd Edition original green
RRP £599.99 OUR PRICE £475.00
Last few

HELJAN AC RAILBUS CLEARANCE

Light green with speed whiskers
Dark green with yellow panel
List Price £495.00
SPECIAL OFFER £299.95

NEW HELJAN CLASS 60

Railfreight Triple grey sector livery
E.W.S. or Loadhaul
RRP £649.00 OUR PRICE £510.00

NEW HELJAN FALCON

Lime green, green or blue
RRP £699.00 OUR PRICE £550.00

NEW HELJAN CLASS 25

Ltd Ed Plain Green
Green with yellow panel
Green full yellow ends
Blue with yellow front
RRP £599.00 OUR PRICE £475.00

HELJAN BR COACHES

SK second corridor
SO second open
FK first corridor
BSK brake second corridor
BG gangwayed brake (parcels)
GVV general utility van
Choice of liveries
RRP £325.00 OUR PRICE £250.00
4 or more pay only £240.00 each
All currently available types in stock

NEW HELJAN WAGONS

Heljan Dogfish & Catfish RRP £99.95
OUR PRICE £79.95 or
£75.00 for 5 or more
Heljan Cargo Waggon RRP £189.00
Our price £155.00 each or
£600.00 for any four

HELJAN CLASS 42

WARSHIP

Ltd Ed original green (no panel)
Green, yellow panel D827 'Kelly'
Maroon, yellow panel D869 'Zest'
Ltd Ed. Maroon, yellow panel un-numbered
Maroon, yellow front D815 'Druid'
Ltd Ed. Maroon, yellow front un-numbered
Blue, yellow ends pre-tops D866 Zebra
Ltd Ed. Blue, yellow ends, pre-tops, un-numbered
Blue, yellow ends post tops B29 'Maggie'
Ltd Ed. blue, yellow ends, post tops un-numbered
RRP £699.00 our price £550.00

SEND STAMPED S.A.E. AND ASK FOR FREE 40 PAGE 'O' GAUGE PRICE LIST.

TOWER MODELS, 44 Cookson St., Blackpool FY1 3ED

Email: sales@tower-models.com

TEL: 01253 623797 or 623799 FAX: 01253 623797

TEL/FAX CREDIT CARD ORDERS WELCOME. WORLDWIDE MAIL ORDER

Visit our well stocked shop, 200 yards from Talbot Rd. Bus Station (Blackpool North Railway Station 400 yards). Open Mon to Sat 9.30 to 5.00

Visit our website: www.tower-models.com

POSTAGE CHARGES

Orders up to £35.00 plus £2.50 p&p.
Orders £35.01 to £150.00 plus £6.00 p&p.
ORDERS OVER £150.00 POST FREE
Overseas orders postage charged at cost.

All prices include VAT @ 20%.
We reserve the right to alter prices without notice.

Opening Hours

10am - 5pm
Tuesday to Saturday
Closed Bank Holidays



Model Railways Direct Ltd

Retail Unit 2,
Phoenix Way
Portishead,
Bristol, BS20 7GP

Tel 01275 774 224

sales@modelrailwaysdirect.co.uk



MODEL RAILWAYS DIRECT

www.modelrailwaysdirect.co.uk

OO GAUGE



Track & Accessories



Straight Track

R600	Standard Straight	£1.99	£1.60
R601	Double Straight	£2.49	£2.00
R603	Long Straight	£3.99	£3.20
R610	Short Straight	£1.49	£1.20
R618	Isolating Track	£8.99	£7.20
R620	Re-railer & Uncoupler	£5.99	£4.80



Power

R602	Power Connecting Clip	£2.49	£2.12
R8242	Digital Connecting Kit	£3.99	£3.40
R8201	Track Link Wire Pack	£6.99	£5.95
R8206	Power Track	£6.99	£5.60
R8241	Digital Power Track	£6.99	£5.60



Curved Track

R604	1st Radius Curve	£2.49	£2.00
R605	1st Radius Double Curve	£2.99	£2.40
R606	2nd Radius Curve	£1.99	£1.60
R607	2nd Radius Double Curve	£2.99	£2.40
R643	2nd Radius Half Curve	£1.99	£1.60
R608	3rd Radius Curve	£2.49	£2.00
R609	3rd Radius Double Curve	£2.99	£2.40
R8261	4th Radius Curve	£2.49	£2.00
R8262	4th Radius Double Curve	£3.49	£2.80
R628	Curve for use with Y Point	£2.49	£2.00



Points & Crossings

R8072	Left Hand Point	£10.99	£8.80
R8073	Right Hand Point	£10.99	£8.80
R8074	Left Hand Curved Point	£16.99	£13.60
R8075	Right Hand Curved Point	£16.99	£13.60
R8076	Y Point	£11.99	£9.60
R8077	Left Hand Express Point	£16.99	£13.60
R8078	Right Hand Express Point	£16.99	£13.60
R614	Left Hand Diamond Crossing	£12.49	£10.00
R615	Right Hand Diamond Crossing	£12.49	£10.00



Flexible Track

R621	Flexible Track	£3.99	£3.20
R8090	Semi-Flexible Track	£4.49	£3.60



Track Accessories

R207	Track Pins	£2.99	£2.40
R617	Uncoupling Ramp	£3.49	£2.80
R8244	Uncoupler Unit	£3.49	£2.80
R910	Fishplates (12)	£2.99	£2.40
R920	Insulated Fishplates (12)	£1.99	£1.60




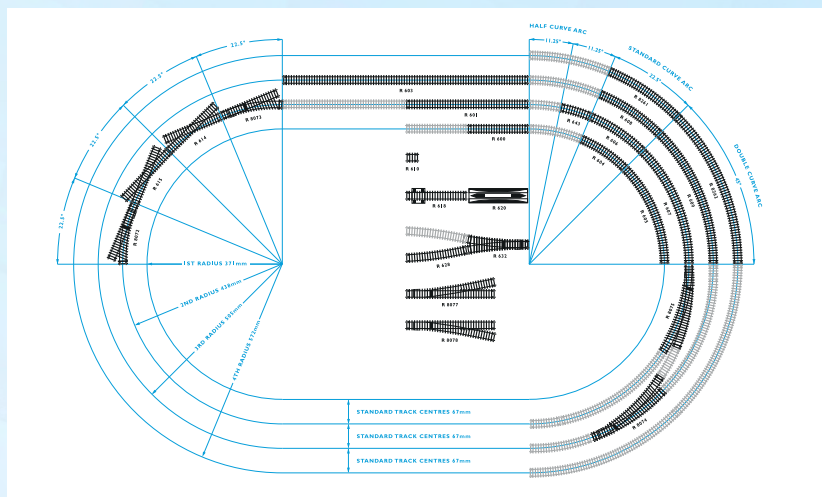
Inclines Limited Stock

R658	Incline Piers	£14.99
R659	High Level Piers	£6.99
R660	Trackside Wall Set	£26.99
R909	Elevated Track Support Set	£11.99



Viaducts

R499	River Bridge	£18.99	£15.20
------	--------------	--------	--------



Level Crossings

R636	Double Level Crossing	£25.99	£20.80
R645	Single Level Crossing	£16.99	£13.60



Accessories

R083	Buffer Stop	£2.49	£2.00
R394	Hydraulic Buffer Stop		£6.25
R574	Trackside Accessories		£15.45



Signals

R169	Home Junction Signal	£14.99	£12.00
R170	Distant Junction Signal	£14.99	£12.00
R171	Home Single Signal	£10.99	£8.80
R172	Distant Single Signal	£10.99	£8.80
R406	Colour Light Signal	£27.99	£22.40



Underlay

R626	Point Underlay Sheets (4)	£5.49	£4.40
R638	Underlay Roll (5m)	£13.99	£11.20




Hornby R8217

Hornby TrakMat
Does not include track, train or accessories
£13.60 £16.99
You Save 20%



Hornby R8221

Track Extension Pack A
£13.60 £16.99
You Save 20%




Hornby R8222

Track Extension Pack B
£24.00 £29.99
You Save 20%



Hornby R8223

Track Extension Pack C
£22.40 £27.99
You Save 20%



Hornby R8224

Track Extension Pack D
£36.00 £44.99
You Save 20%

Hornby R8225

Track Extension Pack E
£16.00 £19.99
You Save 20%

Hornby R8226

Track Extension Pack F
£22.40 £27.99
You Save 20%

Hornby R8227

Track Extension Pack G
£22.40 £27.99
You Save 20%

Hornby R8228

Track Extension Pack H
£22.40 £27.99
You Save 20%

Hornby R8229

Track Extension Pack I
£22.40 £27.99
You Save 20%

Hornby R8230

Track Extension Pack J
£22.40 £27.99
You Save 20%

Hornby R8231

Track Extension Pack K
£22.40 £27.99
You Save 20%

Hornby R8232

Track Extension Pack L
£22.40 £27.99
You Save 20%

Hornby R8233

Track Extension Pack M
£22.40 £27.99
You Save 20%

Hornby R8234

Track Extension Pack N
£22.40 £27.99
You Save 20%

Hornby R8235

Track Extension Pack O
£22.40 £27.99
You Save 20%

Hornby R8236

Track Extension Pack P
£22.40 £27.99
You Save 20%

Hornby R8237

Track Extension Pack Q
£22.40 £27.99
You Save 20%

Hornby R8238

Track Extension Pack R
£22.40 £27.99
You Save 20%

Hornby R8239

Track Extension Pack S
£22.40 £27.99
You Save 20%

Hornby R8240

Track Extension Pack T
£22.40 £27.99
You Save 20%

Hornby R8241

Track Extension Pack U
£22.40 £27.99
You Save 20%

Hornby R8242

Track Extension Pack V
£22.40 £27.99
You Save 20%

Hornby R8243

Track Extension Pack W
£22.40 £27.99
You Save 20%

Hornby R8244

Track Extension Pack X
£22.40 £27.99
You Save 20%

Hornby R8245

Track Extension Pack Y
£22.40 £27.99
You Save 20%

Hornby R8246

Track Extension Pack Z
£22.40 £27.99
You Save 20%

Hornby R8247

Track Extension Pack AA
£22.40 £27.99
You Save 20%

Hornby R8248

Track Extension Pack AB
£22.40 £27.99
You Save 20%

Hornby R8249

Track Extension Pack AC
£22.40 £27.99
You Save 20%

Hornby R8250

Track Extension Pack AD
£22.40 £27.99
You Save 20%

Hornby R8251

Track Extension Pack AE
£22.40 £27.99
You Save 20%

Hornby R8252

Track Extension Pack AF
£22.40 £27.99
You Save 20%

Hornby R8253

Track Extension Pack AG
£22.40 £27.99
You Save 20%

Hornby R8254

Track Extension Pack AH
£22.40 £27.99
You Save 20%

Hornby R8255

Track Extension Pack AI
£22.40 £27.99
You Save 20%

Hornby R8256

Track Extension Pack AJ
£22.40 £27.99
You Save 20%

Hornby R8257

Track Extension Pack AK
£22.40 £27.99
You Save 20%

Hornby R8258

Track Extension Pack AL
£22.40 £27.99
You Save 20%

Hornby R8259

Track Extension Pack AM
£22.40 £27.99
You Save 20%

Hornby R8260

Track Extension Pack AN
£22.40 £27.99
You Save 20%

Hornby R8261

Track Extension Pack AO
£22.40 £27.99
You Save 20%

Hornby R8262

Track Extension Pack AP
£22.40 £27.99
You Save 20%

Hornby R8263

Track Extension Pack AQ
£22.40 £27.99
You Save 20%

Hornby R8264

Track Extension Pack AR
£22.40 £27.99
You Save 20%

Hornby R8265

Track Extension Pack AS
£22.40 £27.99
You Save 20%

Hornby R8266

Track Extension Pack AT
£22.40 £27.99
You Save 20%

Hornby R8267

Track Extension Pack AU
£22.40 £27.99
You Save 20%

Hornby R8268

Track Extension Pack AV
£22.40 £27.99
You Save 20%

Hornby R8269

Track Extension Pack AW
£22.40 £27.99
You Save 20%

Hornby R8270

Track Extension Pack AX
£22.40 £27.99
You Save 20%

Hornby R8271

Track Extension Pack AY
£22.40 £27.99
You Save 20%

Hornby R8272

Track Extension Pack AZ
£22.40 £27.99
You Save 20%


Hornby R8273

Track Extension Pack BA
£22

50 years of the CLASS 50

50
YEARS
OF THE
CLASS
50s

*Once widely admired as the kings of the northern mountains, the Class 50s ended their days with a reputation for poor reliability. Nevertheless they were firm favourites with both enthusiasts and modellers, as **EVAN GREEN-HUGHES** relates.*



Right: Refurbished 'freight' Class 50/1 50149 *Defiance*, which was modified with regeared bogies and repainted in Railfreight general livery, stands at Upton Scudamore with a loaded test train from Westbury on October 18 1987. Railphotoprints.co.uk.

Below: Class 50 50037 *Illustrious* makes for a fine sight as it takes the Salisbury line at Battledown Flyover with the 2.37pm Basingstoke-Exeter service on March 30 1991. Brian Robbins/Railphotoprints.co.uk.



ON THE FACE OF IT, it is remarkable that the English Electric Class 50s ever existed at all. When they were introduced exactly 50 years ago in 1967 British Railways had already, after extensive experience, settled on the Brush/Sulzer Class 47 as its standard heavy-duty locomotive. That had been developed from the mechanical units used in the cumbersome 'Peaks' but married with a lighter integral bodyshell and was considered by many to have the optimum balance between adhesive weight and horsepower. As a result, hundreds had either already been delivered or were on order.

In the meantime, although there had been hopes that the electrification of the West Coast Main Line (WCML) would quickly be completed all the way to Glasgow, it was becoming apparent by the mid-1960s that the money was running out for large capital projects. As a result it was going to be some time before the wires stretched northwards from Crewe, leaving BR with the problem of how it was going to provide traction for trains on this challenging portion of the line threading through the northern fells. It would have been logical to go for more Class 47s, or Brush Type 4s as they were then known, but unfortunately the route contained some pretty arduous climbs over hostile terrain and so investigations were undertaken to see if Type 4s were the ideal answer or whether a fleet of 'Deltics' or similar might be a more practical option.

Rather surprisingly the authorities concluded that what the route needed was neither a fleet of standard Class 47s nor more 'Deltics' but a small number of locomotives based on the highly-successful English Electric DP2 prototype which had been made up of an uprated Class 40 power plant located in a 'Deltic' bodyshell. This seemed a strange decision given that the 'DP2' concept had been overlooked in favour of the Class 47 once before when BR made its decision to standardise on Type 4 power. However, at this time there were a lot of issues with the Class 47 - and with the Sulzer engine - meaning that the class was not turning in very good levels of reliability.

INCENTIVE SCHEME

There were some inducements offered by English Electric, which might have helped sway the decision. Not least amongst these was a promise that the new locomotives would be available for traffic for 84% of their time - quite an ambitious figure for that period - meaning that 42 out of a proposed fleet of 50 would always be available to haul trains. There was also the remarkable offer that EE would finance the locomotives itself and lease them to British Railways, an arrangement that was of great value to the accountants and which has been followed since by most forms of business.

It was at this point that what looked like a very neat arrangement began to go wrong. English Electric had intended to produce a fleet of DP2s but was soon forced to accept a whole range of modifications and upgrades which British Railways thought would mean that the class could form the prototype of a new standard type. This, they thought, would be a great advance over the Brush product.

The changes from DP2 were as numerous as they were complicated with the most noticeable being that the company was required to drop its traditional design which incorporated a prominent nose in front of the driver's cab. Several new body designs were proposed, including one that looked like a Class 47, before it was decided that the four-character headcode box had to be mounted on the roof. A flush style of bodyside with few grilles was specified, which led to all air being admitted to the engine compartment via roof-mounted intakes, a change that was to give problems in later life. Provision had also to be made for dual train brakes, electric train supply and rheostatic braking. While design work for all this was on the go there was a request that the locomotives should be equipped for multiple working in up to three units and fitted for slow speed working of 'Merry-go-Round' coal trains! These changes led to the control systems having to be modified so that they worked largely electronically, something that was then very new territory.

Inevitably what emerged from English Electric's Vulcan Foundry bore little resemblance to either DP2 or the locomotive that EE had intended to build when it set out »



Three day old Class 50 D400, fresh out of Vulcan Foundry, passes through Frodsham with the return working of a test train from Dalmarnock (Glasgow) to Stanlow formed of equally new 100ton bogie tankers on September 13 1967. Colin Whitfield/Railphotoprints.co.uk.

on the project. It seems as though there was no falling out over this though because both sides saw the class as a way that locomotive design could be moved forward and as such it might have attracted further orders.

FIRST STEPS

Prototype D400 ventured out onto the main line in September 1967, performing trials over Shap and Beattock and running at up to 100mph before being used for driver training. It was followed by others, although progress was very slow due to modifications that were required to the locomotive's control systems. Issues also

quickly arose with air flow due to the revised body design and it became necessary to fit baffles to separate the engine from the generator - later a bulkhead had to be provided - and there were also 'driver issues' arising from the complexity and unfamiliarity of the control systems.

All the above caused English Electric numerous problems and as a result achieving the promised reliability levels was an issue - and it is fair to say that the Class 50s cost the company dear and so when D449 became the 50th to be delivered in December 1968 there were to be no more built, with the Class 47 retaining its

crown as the standard of its power class.

Enthusiasts meanwhile warmed to the class almost from the beginning, especially as many of the WCML services were worked forward from Crewe from 1970 onwards by pairs of '50s' working in multiple in which form they produced performances that had previously never been imagined or achieved. With 5,400hp available at the drawbar, these pairs reduced the journey time between Crewe and Carlisle to two hours, with the climb to Shap being accomplished just as fast as the descent,



and when making up time were known to have breasted the summit at 65mph, a feat unimaginable some years previously.

In 1974, the long-awaited electrification of the line between Crewe and Carlisle was completed and the Class 50s lost their work to Class 87 electrics. Around this time, they were purchased outright by BR and transferred to the Western Region where they were used to replace diesel-hydraulics which were being removed from the network in a bid to standardise on diesel-electric traction. There they



Bearing BR's 'large logo' blue colour scheme, 50016 Barham approaches Exeter with the Cardiff - Paignton service on August 18 1984. John Chalcraft/Railphotoprints.co.uk.



On March 18 1978 50048 *Dauntless* and 50010 *Monarch* thunder through Kensington Olympia at the head of the RPPR 'Derby Double' railtour from Paddington to Derby and Matlock. The '50s' had been named earlier the same day in a ceremony at Paddington. Dave Cobb/Railphotoprints.co.uk.

worked passenger trains from Paddington to most destinations on the main line to the west, including as far away as Penzance until replaced by High Speed Trains from 1977 onwards. Cascaded once again, they then worked Waterloo to Salisbury, Exeter and Plymouth services as well as shorter-distance journeys over the former Great Western Main Line.

MAJOR REFURBISHMENT

Unfortunately, when the fleet was transferred to the Western it was by now ten years old and beginning to suffer reliability issues that were badly affecting availability figures. They proved to have more problems when used on services with frequent starts and stops, and their general condition was of concern to management which eventually ordered that modifications should be undertaken.

Consequently, the whole fleet was refurbished at Doncaster between 1979 and 1984 with the work including a simplification of the electronics and the removal of unused features such as the slow-speed control and the rheostatic brakes. An attempt was also made to tackle the long-standing issue of contamination reaching the generator from the engine by amending the intake arrangements, something which resulted in the locomotives emitting a loud 'sucking' noise which henceforth gave rise to their 'Hoover' nickname. Once updated, the locomotives were allocated to only two depots, Plymouth Laira and Old Oak Common in London where they resumed many of the duties they had previously performed.

Towards the end of the 1980s, demand for the locomotives on these services was reduced and consequently a few found their way into engineering use. In 1987 50049, by then named *Defiance*, was equipped with modified bogies with lower gearing, renumbered 50149 and painted in Railfreight colours for freight use but the project was not a success

and within two years the locomotive was returned to its original number and livery as a standard Class 50. Withdrawals began with 50011 *Centurion* in 1987, with two others following that year and a further five in 1988.

GRADUAL RUNDOWN

By this time the Class 50s had been pushed back to the West of England route where reliability continued to give cause for concern and therefore the decision was taken to replace them, at first with Class 47s but ultimately with Class 159 Diesel Multiple Units.

As the fleet was run down, some appeared in commemorative liveries, including 50050 *Fearless* which was the original D400 and which appeared in BR blue. The eight remaining in 1992 included three that were kept for special railtours with one particularly notable one being 50007 which was painted back into its GWR green colour scheme and renamed *Sir Edward Elgar*.

The Class 50s bowed out of main line service in March 1994 but remarkably 18 have made it into preservation. Of these a number have been certified to haul trains on the national network including 50031 and 50049 which were hired by Arriva Trains and used on Cardiff to Fishguard trains in 2005. Most recently, 50008 *Thunderer* has made a return to the main line and was lately used to haul a new rail grinding machine to Devon and back from Derby.

It is probably through their initial haulage feats and latterly their multiplicity of liveries that the Class 50s have become something of a legend - indeed to some it is perhaps nearer to a religion. They remain universally popular wherever they run and perhaps while they might not have been exactly what either British Railways or English Electric wanted them to be their enduring following means that they will be remembered with affection perhaps long after many other designs have been long forgotten. www.railphotoprints.co.uk

**OUR
PICK!**



▲ Chris Rosier has used the Bluebell Railway in Sussex as the inspiration for his layout. It models Kingscote station scene with Billinton 'E4' 0-6-2T 32473 in attendance.



▲ Ron Triggs has sent through images of his Hornby gloss BR lined green model of Gresley 'A3' 60103 Flying Scotsman on his home 'OO' layout. We'd love to see more of what looks like a fascinating railway.



▲ Roger Marler and friends have been busy building a modular British outline 'OO' gauge layout in Canada. A Class 04 sits outside the shed on one of the superbly detailed sections.




▼ Jonathan Tipper has added the new Hornby Twin Track Sound RailRoad Class 20 to his roster. Here it takes charge of an engineers train.





► Ian Pink has been busy detailing this atmospheric snow scene on his 'OO' gauge home layout.

▼ Shawhurst locomotive depot is the latest development on Tony Harris' almost completed Western and Southern Region 'OO' layout. Shawhurst.



▲ Glyn Hiscock has been modifying Bachmann's '64XX' 0-6-0PT to create '54XX' and '74XX' variants. This is 5416 posing at Wiveliscombe – this 'OO' layout featured back in HM11 in 2008.



▲ Dave Oliver has taken over his late father-in-law's 'OO' gauge model railway to bring it to completion. It was his ambition to see it showcased in the model railway press one day...

▼ Roger Giles is continuing the development of his highly detailed 'OO' gauge home layout with this farm scene.



▲ Colas Rail Freight Class 60 60087 is the latest addition to Robert Frowen's layout. Read our review of this striking new release in this issue's Reviews.



SHOW GUIDE

Welcome to the *Hornby Magazine* Show Guide – your guide to the exhibitions that are taking place throughout the country every weekend. This listing is a guide to events planned by model railway clubs and societies, and is updated each issue. Entries marked in blue are new shows to the listing. We recommend checking the society website or using the contact details provided to check a show or event is on before travelling. All information is provided in good faith, and *Hornby Magazine* cannot be held responsible for any changes that may take place following publication.

AUGUST

10 WELLING CHARITY MODEL FAIR

Hosts: Association of Bexley Charities '78
Location: Falconwood Community Centre, Falconwood Parade, The Green, Welling, Kent DA16 2PG
Times: 6pm-9.30pm
Prices: Adults £1, accompanied children free
Website: 020 8310 5018
Features: Trade tables, refreshments and parking.

12 BEXHILL MODEL RAILWAY EXHIBITION

Hosts: Bexhill Model Railway Club
Location: St Richard's Catholic College, Ashdown Road, Bexhill-On-Sea TN40 1SE
Times: 10am-5pm
Prices: Adults £4, children £2, family £10
Website: www.bexhillmrc.org.uk
Features: Layouts, trade support, refreshments and parking.

12 HEYWOOD MODEL RAILWAY GROUP OPEN DAY

Hosts: Heywood Model Railway Group
Location: Club Rooms, Unit 4, Park Works, River Street, Heywood, Lancashire OL10 4AB
Times: 10am-4pm
Prices: Free (donation to club appreciated)
Website: www.hmrg.co.uk
Features: Layouts, refreshments and parking.

12 SILVERFOX DCC MODEL RAILWAY EXHIBITION

Hosts: Silverfox DCC Model Railway Club
Location: Oakgrove School, Brickhill Street, Milton Keynes MK10 9JQ
Times: 10am-4pm
Prices: Adults £6, children £2
Contact: 01908 225249
Features: 30 layouts, trade support, outdoor rides, classic car display, refreshments, parking and disabled access.

12/13 ISLE OF PURBECK MODEL RAILWAY EXHIBITION

Hosts: Dakota Dibben
Location: Harmans Cross Village Hall, Haycrafts Lane, Swanage, Dorset BH19 3EB
Times: Sat 10am-4.30pm, Sun 10am-4.30pm
Prices: Adults £5, children £2, family £12
Contact: info@dakotadibben.co.uk
Features: Layouts and trade support.

12/13 MIDLAND RAILLEX 2017

Hosts: Midland Railway Trust
Location: Midland Railway – Butterley, Butterley Station, Ripley, Derbyshire DE5 3QZ
Times: Sat 10am-4.30pm, Sun 10am-4.30pm
Prices: Adults £15.50, concessions £14.50, children £7.75, family (2+3) £38.75
Website: www.midlandrailex.co.uk
Features: 20 layouts, trade support, refreshments, demos and parking. Ticket price includes unlimited standard gauge travel on day of issue.

12/13 RAILWELLS 2017 / SCALEFOUR SOUTHWEST

Hosts: Wells Railway Fraternity
Location: Town Hall, Market Place, Wells, Somerset BA5 2RB
Times: Sat 10.30am-5.30pm, Sun 10.30am-4.30pm
Prices: Adults £6, children 14+ £4, accompanied children under 14 free
Website: www.railwells.com
Contact: 01749 938362
Features: Layouts, trade support, demos, displays, refreshments, parking and disabled access.

12/13 SKIPTON MODEL RAILWAY EXHIBITION

Hosts: Skipton and District Railway Society
Location: Skipton Academy, Gargrave Road, Skipton, North Yorkshire BD23 1UQ
Times: Sat 10am-5pm, Sun 10am-4pm

Prices: Adults £5, children free
Website: www.skiptonrailsoc.org.uk
Contact: 07714 579015
Features: Layouts, trade support, demonstrations and refreshments.

13 BROADLAND MODEL RAILWAY CLUB OPEN DAY

Hosts: Broadland Model Railway Club
Location: Stalham Town Hall, High Street, Stalham, Norfolk NR12 9AH
Times: 10am-4pm
Prices: Adults £2, accompanied children under 12 free
Website: www.broadlandmodelrailwayclub.co.uk
Features: Club layouts, refreshments and disabled access.

16 TAUNTON MODEL RAILWAY GROUP - OPEN DAY

Hosts: Taunton Model Railway Group
Location: Platform One, Bishops Lydeard Station, West Somerset Railway TA4 3RU
Times: 10.30am-4.30pm
Prices: Adults £1.50, children 75p
Website: www.bathgreenpark.co.uk
Contact: 07879 852736
Features: 'OO' layout Tamerig on display and refreshments.

19 ASTOLAT MODEL RAILWAY CIRCLE OPEN DAY

Hosts: Astolat Model Railway Circle
Location: National Trust Dapdune Wharf, Wharf Road, Guildford, Surrey GU1 4RR
Times: 11am-5pm
Prices: Adults £3.95, children £2.30, family £11.50, National Trust members free
Website: www.astolatmrc.co.uk
Contact: 01483 722098
Features: Club and members' layouts, test tracks and meet club members.

19 BISHOPS STORTFORD MODEL RAILWAY EXHIBITION

Hosts: Bishops Stortford Railway Society
Location: Birchwood High School, Parsonage Lane, Bishops Stortford, Hertfordshire CM23 5NT
Times: 10.30am-4.30pm
Prices: Adults £5, children £2, family £10
Website: <http://bsrs.webplus.net>
Contact: 01279 503511
Features: 20 layouts, trade support, societies, children's activities, refreshments, parking, disabled access.

19 CRAVEN ARMS MODEL RAILWAY EXHIBITION

Hosts: Craven Arms and District Model Railway Club
Location: Ludlow Racecourse, Bromfield, Ludlow SY8 2BT
Times: 10am-4.30pm
Prices: Adults £3, concessions £2.50, children £2
Contact: 01588 672145
Features: 12 layouts, trade support, displays, refreshments, parking and disabled access.

19 NORTHAMPTON MODEL RAILWAY EXHIBITION

Hosts: Northampton and District Model Railway Club
Location: Cogenhoe Village Hall, York Avenue, Cogenhoe, Northampton NN7 1NB
Times: 10am-4.30pm
Prices: Adults £3, children £2, family (2+2) £8
Website: www.ndmrc.org
Contact: 01604 890275
Features: Layouts, trade support, societies, refreshments, parking and disabled access.

19 THE 'J50' GROUP MODEL RAILWAY EXHIBITION

Hosts: The 'J50' Group
Location: New Victory Hall, Street Hill, Neatishead, Norfolk NR12 8AD
Times: 10am-4pm
Prices: Adults £3, concessions £2.50, children £2
Website: www.thej50group.wixsite.com
Features: Layouts, trade support and refreshments.

19/20 CARNFORTH STATION MODEL RAILWAY WEEKEND

Hosts: Carnforth Heritage Centre
Location: Carnforth Heritage Centre, Warton Road, Carnforth, Lancashire LA5 9TR
Times: Sat 10am-4pm, Sun 10am-4pm
Prices: Adults £2, children free
Website: www.carnforthstation.co.uk
Contact: 07967 743126
Features: Seven layouts, trade support, parking and disabled access.

19/20 CRICH MODEL TRAM, BUS AND RAILWAY EXHIBITION

Hosts: National Tramway Museum
Location: National Tramway Museum, Crich Tramway Village, Crich, Derbyshire DE4 5DP
Times: Sat 10am-5pm, Sun 10am-5pm
Prices: Adults £16.50, concessions £12.50, children £9.50, family (2+3) £39.50
Website: www.tramway.co.uk
Features: Layouts, trade support, displays, museum exhibits, tram rides, refreshments, parking and disabled access.

19/20 SCARBOROUGH AND DISTRICT RAILWAY MODELLERS EXHIBITION

Hosts: Scarborough and District Railway Modellers
Location: The Memorial Hall, Potter Hill, Pickering, North Yorkshire YO18 8AA
Times: Sat 10am-5pm, Sun 10am-4pm
Prices: Adults £5, concessions £4.50, accompanied children free
Website: www.sdrmmweb.co.uk
Contact: 07788 713874
Features: Ten layouts, trade support, demonstrations and refreshments.

20 PORTHCAWL MODEL RAILWAY SHOW

Hosts: Porthcawl Railway Group
Location: Grand Pavilion, The Esplanade, Porthcawl CF36 3YW
Times: 10am-4pm
Prices: Adults £4, concessions £3, children £3, family (2+2) £10
Contact: 07923 095772
Features: Ten layouts, trade support, model boats, aeroplanes, refreshments and disabled access.

23 TAUNTON MODEL RAILWAY GROUP - OPEN DAY

Hosts: Taunton Model Railway Group
Location: Platform One, Bishops Lydeard Station, West Somerset Railway TA4 3RU
Times: 10.30am-4.30pm
Prices: Adults £1.50, children 75p
Website: www.bathgreenpark.co.uk
Contact: 07879 852736
Features: 'OO' layout Tamerig on display and refreshments.

26 BERTHA JAMES MODEL RAILWAY EXHIBITION

Hosts: Bertha James Day Centre
Location: Bertha James Day Centre, Masons Hill, Bromley, Kent BR2 9HJ
Times: 10am-5pm
Prices: Adults £4, children £1
Website: www.berthajamesmodelrailwayexhibition.weebly.com
Contact: 07941 934907
Features: 12 layouts, trade support, refreshments and disabled access.

26 BOURNVILLE MODEL RAILWAY CLUB EXHIBITION

Hosts: Bournville Model Railway Club
Location: The Hollymoor Centre, Manor Park Grove, Northfield, Birmingham B31 5EU
Times: 10am-4.30pm
Prices: Adults £4.50, concessions £3.50, children £1, family (2+2) £9

Website: www.bournvilemrc.co.uk
Features: 13 layouts, trade support, demonstrations, refreshments and parking.

26 BUDE MODEL RAILWAY EXHIBITION

Hosts: North Cornwall and Devon Model Railway Club
Location: The Parkhouse Centre, Bude, Cornwall EX23 8LD
Times: 10am-4pm
Prices: Adults £3, accompanied children free, unaccompanied children £1
Contact: 01409 221903
Features: 18 layouts, trade support, refreshments and disabled access.

26 HILLINGDON RAILWAY MODELLERS TEST TRACK OPEN DAY

Hosts: Hillingdon Railway Modellers
Location: Yiewsley Baptist Church Hall (side entrance), Colham Avenue, Yiewsley, Hillingdon, London UB7 8HF
Times: 10am-4pm
Prices: £4
Website: www.hillingdonrailwaymodellers.co.uk
Contact: 020 8368 4090
Features: Three club test tracks in 'O', 'OO' and 'N' available, DC and DCC, meet club members and refreshments.

26 WOODBRIDGE MODEL RAILWAY EXHIBITION

Hosts: Dakota Dibben
Location: Woodbridge School, Burkitt Road, Woodbridge, Suffolk IP12 4JH
Times: 10am-4.30pm
Prices: Adults £5, children £2, family £12
Contact: info@dakotadibben.co.uk
Features: Layouts and trade support.

26/27 BELFAST MODEL RAILWAY SHOW

Hosts: Ulster Model Railway Club
Location: Methodist College, Malone Road, Belfast BT9 6BY
Times: Sat 10am-5pm, Sun 12pm-5pm
Prices: Adults £4, concessions £3, children £2, family £10
Website: www.ulstermodelrailwayclub.co.uk
Contact: 028 9337 3774
Features: 20 layouts, trade support, societies, displays, parking and disabled access.

26/27 BORDER RAIL 2017

Hosts: Hawick and District Railway Society
Location: The Auld Baths, Bath Street, Hawick TD9 7DP
Times: Sat 10am-5pm, Sun 10am-4pm
Prices: Adults £4, concessions £3, children £2
Contact: 01450 374363
Features: Ten layouts, trade support, demonstrations, societies and refreshments.

26/27 HAYLE MODEL RAILWAY CLUB AND DUCHY RAILROADERS EXHIBITION

Hosts: Hayle Model Railway Club and Duchy Railroaders
Location: Hayle Day Care Centre, Commercial Road, Hayle, Cornwall TR27 4DE
Times: Sat 10am-5pm, Sun 10am-4pm
Prices: Adults £4, children £2, family (2+2) £9
Website: www.haylemrc.org.uk
Contact: 01209 712261
Features: 11 layouts, trade support, demonstrations, refreshments, parking and disabled access.

26/27 MACHYNLLETH MODEL RAILWAY EXHIBITION

Hosts: Corris Railway Society
Location: The Plas, Machynlleth, Powys, SY20 8ER
Times: Sat 10.30am-5pm, Sun 10.30am-5pm
Prices: Adults £4, concessions £3.50, children £2, family £10
Website: www.corris.co.uk
Features: Layouts, trade support, refreshments and parking. Corris Railway also operating all weekend.

26/27 SEDGEMOOR RAIL 2017

Hosts: Burnham and District Model Railway Club
Location: King Alfred School, Burnham Road, Highbridge, Somerset TA9 3EE
Times: Sat 10am-4.30pm, Sun 10am-4pm
Prices: Admission £4, accompanied children under 13 free
Website: www.burnhamanddmrc.co.uk
Features: Layouts, trade support, demonstrations, refreshments, parking and disabled access.

26-28 GAINSBOROUGH MODEL RAILWAY SOCIETY - OPEN DAYS

Hosts: Gainsborough Model Railway Society
Location: Florence Terrace, Gainsborough, Lincolnshire DN21 1BE
Times: Sat 1.30pm-6pm, Sun 1.30pm-6pm, Mon 10.30am-6pm
Prices: Adults £4, concessions £3, children £3, family (2+2) £10
Website: www.gainsboroughmodelrailway.co.uk
Contact: 01427 610475
Features: Showcasing the LNER in the heyday of steam, featuring dozens of 'O' gauge trains on the club's extensive East Coast layout.

26-28 JERSEY MODEL RAILWAY SHOW

Hosts: Jersey Model Railway Club
Location: St Peters Youth and Community Centre, St Peters, Jersey
Times: Sat 10am-5pm, Sun 10am-5pm, Mon 10am-5pm
Prices: Adults £4, concessions £3, children £2, family £10
Contact: 07797 837846
Features: Eight layouts, trade support, refreshments, parking and disabled access.

26-28 NEATH MODEL RAILWAY CLUB EXHIBITION

Hosts: Neath Model Railway Club
Location: Cefn Coed Colliery Museum, Neath Road, Crynant, Neath SA10 8SN
Times: Sat 10.30am-4.30pm, Sun 10.30am-4.30pm, Mon 10.30am-4.30pm
Prices: Free
Contact: 01639 750556
Features: Layouts, trade support and parking.

27 AIRE VALLEY RAILWAY MODELLERS CLUB OPEN DAY

Hosts: Aire Valley Railway Modellers Club
Location: Melbourne House, Dalton Lane, Keighley, West Yorkshire BD21 4LG
Times: 10am-4pm
Prices: Free
Website: www.avrmc.org.uk
Features: 12 layouts, trade support and refreshments.

27 HODDESDON MODEL AND RAILWAY CLUB EXHIBITION

Hosts: Hoddesdon Model and Railway Club
Location: The Old Mill, Mill Lane, Broxbourne, Hertfordshire, EN10 7AX
Times: 10am-4pm
Prices: Adults £2, children £1
Website: www.hoddesdonmrc.org.uk
Contact: 07542 560493
Features: Layouts, trade support, children's rides, fairground models, refreshments and parking.

28 HARROGATE MODEL RAILWAY CLUB EXHIBITION

Hosts: Harrogate Model Railway Club
Location: Bilton United Reformed Church, Woodfield Road, Harrogate, North Yorkshire HG1 4LN
Times: 10am-4pm
Prices: Adults £4, children £1, family (2+2) £8
Contact: 01423 521542
Features: Layouts, trade support, refreshments, parking and disabled access.

30 TAUNTON MODEL RAILWAY GROUP - OPEN DAY

Hosts: Taunton Model Railway Group
Location: Platform One, Bishops Lydeard Station, West Somerset Railway TA4 3RU
Times: 10.30am-4.30pm
Prices: Adults £1.50, children 75p
Website: www.bathgreenpark.co.uk
Contact: 07879 852736
Features: 'OO' layout Tamerion on display and refreshments.

SEPTEMBER

2 BURGESS HILL MODEL RAILWAY EXHIBITION

Hosts: Burgess Hill Model Railway Club
Location: Burgess Hill Girls School, Keymer Road, Burgess Hill, West Sussex RH15 0EG
Times: 10am-5pm
Prices: Adults £5, children £3, family (2+2) £13
Website: www.burgesshillmrc.org.uk
Contact: 01444 455215
Features: 15 layouts, trade support, demos, societies, refreshments, parking and disabled access.

2 OLNEY MODEL RAILWAY CLUB EXHIBITION

Hosts: Olney Model Railway Club
Location: Carlton House Club, High Street, Olney, Buckinghamshire MK46 4BB
Times: 10.30am-4.30pm
Prices: Adults £2.50, concessions £2, children £2, family (2+2) £5
Website: www.olneymrc.org.uk
Contact: 01234 241686
Features: Layouts, trade support, societies, refreshments and parking.

2/3 ALN VALLEY RAILWAY MODEL RAIL EXHIBITION

Hosts: Aln Valley Railway Trust
Location: Aln Valley Railway, Lionheart Station, Lionheart Business Park, Alnwick, Northumberland NE66 2EZ
Times: Sat 10.30am-4.30pm, Sun 10.30am-4.30pm
Prices: Adults £4, concessions £2, family £10
Website: www.alnvalleyrailway.co.uk
Contact: 01665 606168
Features: 20 layouts, trade support, demonstrations, displays, live steam, refreshments, parking and disabled access.

2/3 ANDOVER MODEL RAILWAY CLUB EXHIBITION

Hosts: Andover Model Railway Club
Location: John Hanson School, Floral Way, Andover, Hampshire SP10 3PB
Times: Sat 10am-5pm, Sun 10am-5pm
Prices: Adults £5, concessions £4.50, children £1
Contact: 07590 429643
Features: 20 layouts, trade support, demonstrations, refreshments, parking and disabled access.

2/3 BLACKBURN AND EAST LANCASHIRE MODEL RAILWAY EXHIBITION

Hosts: Blackburn and East Lancashire Model Railway Society
Location: Hyndburn Leisure Centre, Henry Street, Church, Accrington BB5 34EP
Times: Sat 10am-5pm, Sun 10am-5pm
Prices: Adults £7, accompanied children free
Website: www.belms.org
Contact: 01254 603965
Features: 15 layouts, trade support, demonstrations, displays, societies, refreshments and parking.

2/3 DARLINGTON MODEL RAILWAY EXHIBITION

Hosts: Darlington Model Railway Club
Location: Head of Steam Museum, North Road Station, Darlington DL3 6ST
Times: Sat 10am-4pm, Sun 10am-4pm
Prices: Adults £5.50, children £2.50, family (2+3) £12.50
Contact: 07795 688560
Features: 12 layouts, trade support, societies, visits to A1 Steam Locomotive Trust workshop, refreshments and parking. Ticket price includes entry to museum.

2/3 GUILDEX 2017

Hosts: Gauge O Guild
Location: International Centre, St Quentin Gate, Telford, Shropshire TF3 4JH
Times: Sat 10am-5pm, Sun 10am-4pm
Prices: Members £10, non-members £15 (ticket valid both days)
Website: www.gauge0guild.com
Features: Layouts, trade support, demos and displays.

2/3 LEIGH MODEL RAILWAY SOCIETY EXHIBITION

Hosts: Leigh Model Railway Society
Location: St Joseph's Hall, Chapel Street, Leigh, Lancashire WN7 2DA
Times: Sat 10am-5pm, Sun 10am-5pm
Prices: Adults £5, accompanied children under 15 free
Website: www.leighmodelrailwaysociety.wordpress.com
Contact: 01942 895030
Features: 11 layouts, trade support, refreshments, parking and disabled access.

2/3 LLANFAIR GARDEN RAILWAY SHOW

Hosts: Llanfair Garden Railway Show
Location: Llanfair Caereinion Leisure Centre, Llanfair, Welshpool SY21 0HW
Times: Sat 10am-4.30pm, Sun 10am-4pm
Prices: Adults £6.50, accompanied children free
Contact: 07796 863249
Features: G Scale and 16mm layouts, trade support, refreshments, and parking. Free bus between venue and Welshpool and Llanfair Railway gala.

2/3	MEDWAY MODEL RAILWAY SHOW
Hosts:	Medway Model Show Group
Location:	Fort Pitt Grammar School, Fort Pitt Hill, Chatham, Kent ME4 6TJ
Times:	Sat 10am-5pm, Sun 10am-4pm
Prices:	Adults £5, children £2, family (2+2) £12
Contact:	07821 254232
Features:	Layouts, trade support, societies, refreshments and parking.
2/3	SOAR VALLEY MODEL RAILWAY CLUB EXHIBITION
Hosts:	Soar Valley Model Railway Club
Location:	Loughborough Grammar School, Leicester Road, Loughborough, Leicestershire LE11 2AQ
Times:	Sat 10am-5pm, Sun 10am-4pm
Prices:	Adults £8, concessions £7, children £4, family (2+3) £20
Website:	www.svmrc.co.uk
Features:	Layouts, trade support, demonstrations, refreshments, parking and disabled access.
2/3	TAUNTON MODEL RAILWAY GROUP - OPEN DAYS
Hosts:	Taunton Model Railway Group
Location:	Platform One, Bishops Lydeard Station, West Somerset Railway TA4 3RU
Times:	Sat 10.30am-4.30pm, Sun 10.30am-4.30pm
Prices:	Adults £1.50, children 75p
Website:	www.bathgreenpark.co.uk
Contact:	07879 852736
Features:	'OO' layout Tamerig on display and refreshments.
3	BRESSINGHAM MODEL RAILWAY SHOW
Hosts:	Bressingham Steam Museum
Location:	Bressingham Steam Museum, Diss, Norfolk IP22 2AA
Times:	10.30am-5pm
Prices:	Admission £6
Website:	www.bressingham.co.uk
Features:	15 layouts, trade support, refreshments and parking.
3	MODELLERS OPEN DAY
Hosts:	Junction 72A Model Railway Club and Exeter and District Model Engineering Society
Location:	St. Katherine's Priory, St. Katherine's Road, Exeter EX4 7JY
Times:	10am-4pm
Prices:	Free
Contact:	07989 178741 / 07788 577662
Features:	Layouts, demonstrations, live steam, traction engine rides and refreshments.
9	BURY ST. EDMUNDS MODEL RAILWAY EXHIBITION
Hosts:	Bury St. Edmunds Model Railway Club
Location:	Thurston Sixth, Beyton Campus, Bury St. Edmunds, IP30 9AA
Times:	10am-4pm
Prices:	Adults £5, concessions £4, accompanied children free
Website:	www.burystedmundsmrc.com
Contact:	01284 811180
Features:	21 layouts, trade support, refreshments, parking and disabled access.
9	CUMBERNAULD MODEL RAILWAY GROUP OPEN DAY
Hosts:	Cumbernauld Model Railway Group
Location:	The Link Community Education Centre, Bron Way, Carbrain, Cumbernauld, Lanarkshire G67 1EW
Times:	10am-4pm
Prices:	Adults £1, accompanied children free
Website:	www.cumbernauldmrg.org.uk
Contact:	01236 612099
Features:	Layouts, trade support and refreshments.
9	HEYWOOD MODEL RAILWAY GROUP OPEN DAY
Hosts:	Heywood Model Railway Group
Location:	Club Rooms, Unit 4, Park Works, River Street, Heywood, Lancashire OL10 4AB
Times:	10am-4pm
Prices:	Free (donation to club appreciated)
Website:	www.hmrg.co.uk
Features:	Layouts, refreshments and parking.
9	HUDDERSFIELD RAILWAY MODELLERS 50TH ANNIVERSARY OPEN DAY
Hosts:	Huddersfield Railway Modellers
Location:	Club Rooms, Stonefield Mill, Tanyard Lane, Milnsbridge HD3 4NB
Times:	Sat 10am-4pm
Prices:	Free

Website: www.huddsrailwaymodellers.co.uk
Contact: 07516 456312
Features: Six layouts, refreshments and parking.

9/10 **EXPO EM AUTUMN SHOW**
Hosts: EM Gauge Society
Location: Partington Sports Village, Chapel Lane, Partington, Manchester, M31 4ES
Times: Sat 10.30am-5.30pm, Sun 10am-4.30pm
Prices: Members £7, visitors £8
Website: www.emgs.org
Contact: 0161 633 4227
Features: Layouts, trade support, demonstrations, societies, refreshments, parking and disabled access.

9/10 **FAVERSHAM MODEL RAILWAY EXHIBITION**
Hosts: Faversham Model Railway Club
Location: The Abbey School, London Road, Faversham, Kent ME13 8RZ
Times: Sat 10am-4.30pm, Sun 10am-4pm
Prices: Adults £5, children £3
Website: www.favershammrc.org.uk
Contact: 07931 589001
Features: 18 layouts, trade support, societies, outdoor rides, refreshments, parking and disabled access.

9/10 **INTERNATIONAL 'N' GAUGE SHOW**
Hosts: Meridienne Exhibitions
Location: Warwickshire Exhibition Centre, The Fosse, Fosse Way, Leamington Spa CV31 1XN
Times: Sat 10am-5pm, Sun 10am-4pm
Prices: Adults £10.50 (£10), concessions £9.50 (£9), children £5 (£4.50) - advance ticket prices in brackets
Website: www.ngaugeshow.co.uk
Features: 29 'N' gauge layouts, trade support, societies, displays, refreshments and parking.

9/10 **SWINDON RAILWAY FESTIVAL**
Hosts: STEAM - Museum of the Great Western Railway
Location: STEAM, Firefly Avenue, Swindon, Wiltshire SN2 2EY
Times: Sat 10am-5pm, Sun 10am-5pm
Prices: Adults £12, concessions £9, children £8, family (2+1) £28, family (2+2) £32
Website: www.steam-museum.org.uk
Features: 24 layouts, trade support, demonstrations, displays, societies, refreshments and disabled access.

9/10 **WOKING MODEL RAILWAY EXHIBITION**
Hosts: Railway Enthusiasts' Club
Location: Woking Leisure Centre, Woking Park, Kingfield Road, Woking GU22 9BA
Times: Sat 10.30am-5.30pm, Sun 10am-5pm
Prices: Adults £8, children £3 (one accompanied child admitted free, per adult)
Website: www.rec-famrborough.org.uk
Features: Layouts, trade support, demonstrations, refreshments, parking and disabled access.

10 **WESTON-SUPER-MARE MODEL RAILWAY SHOW**
Hosts: Keith Price
Location: The Campus, Highlands Lane, Locking Castle, Weston-super-Mare BS24 7DX
Times: 10am-4.30pm
Prices: Adults £6.50, concessions £6, children £2, family £15
Website: www.westonsupermaretrainshow.com
Contact: 01934 425075
Features: 31 layouts, trade support, refreshments, parking and disabled access.

16 **CULM VALLEY MODEL RAILWAY EXHIBITION**
Hosts: Culm Valley Model Railway Club
Location: Willand Village Hall, Cullompton, Devon EX15 2PL
Times: 10am-4.30pm
Prices: Adults £4, children £1.50
Website: www.cvmrc.co.uk
Contact: 01884 840369
Features: 15 layouts, trade support, refreshments, parking and disabled access.

16 **KETTERING AND DISTRICT MODEL RAILWAY SOCIETY EXHIBITION**
Hosts: Kettering and District Model Railway Society
Location: Wren Spinney School, Westover Road, Kettering, Northamptonshire NN15 7LB
Times: 10am-4pm
Prices: Adults £3, concessions £2
Website: www.kdmrs.org.uk

GET MORE ONLINE!
FOR MORE SHOWS AND THE VERY LATEST LISTINGS VISIT
WWW.HORNBYMAGAZINE.COM
FOR OUR ONLINE SHOW GUIDE

Features: Layouts, trade support, refreshments, parking and disabled access.

16 **LICHFIELD MODEL RAILWAY EXHIBITION**
Hosts: Trent Valley Model Railway Society
Location: The Life Church, Netherstowe, Lichfield, Staffordshire WS13 6TS
Times: 10am-4.30pm
Prices: Adults £4, concessions £3, children £3, family £11
Website: www.tvrms.org.uk
Features: 16 layouts, trade support, refreshments, parking and disabled access.

16 **MID ESSEX MODEL RAILWAY EXHIBITION**
Hosts: Mid Essex Model Railway Club
Location: Shenfield High School, Oliver Road, Shenfield, Essex CM15 8PX
Times: 10am-5pm
Prices: Adults £6, children £4
Website: www.MidEssexMRC.org
Contact: 01277 216098
Features: 26 layouts, trade support, demonstrations, societies, refreshments, parking and disabled access. Free bus shuttle between venue and Shenfield railway station.

16 **WADEBRIDGE MODEL RAILWAY SHOW**
Hosts: Wadebridge 34007 Locomotive Society
Location: Wadebridge School, Gonvenna Hill, Wadebridge, Cornwall PL27 6BU
Times: 10am-5pm
Prices: Adults £4, concessions £3, children £2, family (2+2) £10
Contact: vfgnsu@yahoo.co.uk
Features: Layouts, trade support, refreshments, parking and disabled access.

16/17 **AYR MODEL RAILWAY EXHIBITION**
Hosts: Ayr Model Railway Group
Location: Citadel Leisure Centre, South Harbour Street, Ayr KA7 1JB
Times: Sat 10am-5pm, Sun 10am-4pm
Prices: Adults £5, children £3, family (2+2) £13
Website: www.ayrmrg.co.uk
Features: Layouts, trade support, displays, societies, refreshments, parking and disabled access.

16/17 **BLACKPOOL AND NORTH FYLDE MODEL RAILWAY CLUB EXHIBITION**
Hosts: Blackpool and North Fylde Model Railway Club
Location: Cardinal Allen High School, Melbourne Avenue, Fleetwood, Lancashire FY7 8AY
Times: Sat 10am-5pm, Sun 10am-4pm
Prices: Adults £6, concessions £5, children £2.50, family (2+2) £14
Website: www.blackpoolandnorthfyldemrc.co.uk
Features: 20 layouts, trade support, refreshments, parking and disabled access.

16/17 **COVENTRY MODEL RAILWAY CLUB OPEN WEEKEND**
Hosts: Coventry Model Railway Club
Location: Coventry Canal Basin, Leicester Row, Coventry CV1 4LH
Times: Sat 10am-5pm, Sun 10am-4pm
Prices: Adults £2, accompanied children under 13 free
Website: www.coventrymodelrailwayclub.org.uk
Contact: 07411 438626
Features: Four layouts, demonstrations and refreshments.

PLANNING AN EXHIBITION?

● Hornby Magazine's Show Guide is a free listing which allows you to promote a forthcoming model railway show. Contact *Hornby Magazine* by calling 01780 755131 or e-mail: hornbymagazine@keypublishing.com. Please ensure you include appropriate contact details for the public as we are unable to publish the listing without this.

HORNBY®

STILL AVAILABLE



R3411
SR 4-6-0 '827'
Maunsell S15 Class
£154.99



R3408
GWR 4-6-0 'King Edward V' 6000 King Class
£181.99



R3409 BR 4-6-0 'King William IV'
6000 King Class - Late BR
£181.99



R3410 BR 4-6-0 'King Henry III'
6000 King Class - Early BR
£181.99



R3415
BR 0-6-0 '65477' J15 Class - Early BR
£126.49



R3416
BR 0-6-0 '65464' J15 Class - Late BR
£126.49



R3496
RailRoad 0-4-0 'Kelly & Son Paper Mill'
£32.99



R4656A
LMS Non-Corridor 57' Composite Coach
£44.99



R4657A
LMS Non-Corridor 57' Third Class Coach
£44.99



R4677B LMS Non-Corridor 57'
Third Class Brake Coach
£44.99

**TWO
RUNNING
NUMBERS
AVAILABLE**



R4677C LMS Non-Corridor 57'
Third Class Brake Coach
£44.99



R4689 BR Non-Corridor 57'
Composite Coach BR Maroon
£44.99



R4690 BR Non-Corridor 57'
Third Class Coach BR Maroon
£44.99



R4691 BR Non-Corridor 57'
Third Class Brake Coach BR Maroon
£44.99



R4691A BR Non-Corridor 57'
Third Class Brake Coach BR Maroon
£44.99

**TWO
RUNNING
NUMBERS
AVAILABLE**

**AVOID DISAPPOINTMENT
ORDER
TODAY!**

**HORNBY
HOBBIES**

TO SEE THESE AND THE REST OF THE HORNBY RANGE VISIT YOUR LOCAL MODEL SHOP

Visit **www.hornby.com** to locate our nearest Hornby stockist
or call us on **01843 233525**

Hatton's Exclusives

All Available To Pre-order Now

Hatton's OO Gauge Exclusives

ICI Hopper Wagons

Pre-order Pristine for £24 / Weathered for £25
www.hattons.co.uk/ICI
Produced in partnership with Oxford Rail



1936 to 1950s wagons:
ICI001A - 3203 in Mid Grey with black underframes & bogies
ICI001BW - 3254 in Mid grey with black underframes & bogies

1945 to 1950s wagons:

ICI002A - 3284 in mid grey
ICI002BW - 3302 in Mid Grey - weathered

1950s to 1973 wagons:

ICI003A - 3274 in Battleship Grey
ICI003B - 3301 in Battleship Grey
ICI003CW - 3215 in Battleship Grey - weathered
ICI003DW - 3299 in Battleship Grey - weathered
ICI003EW - 3222 in Battleship Grey - weathered

1973 to 1992 wagons with PHV TOPS panel (no backing):
ICI004A - 19093 in Battleship Grey
ICI004BW - 19033 in Battleship Grey - weathered

1973 to 1992 wagons with PHV TOPS panel (Black backing):
ICI005A - 19041 in Battleship Grey
ICI005B - 19090 in Battleship Grey

ICI005CW - 19116 in Battleship Grey - weathered
ICI005DW - 19058 in Battleship Grey - weathered
ICI005EW - 19011 in Battleship Grey - weathered

1992 to 1997 wagons with PHV TOPS panel (Black backing, no ICI lettering):

ICI006A - 19110 in Battleship Grey
ICI006BW - 19019 in Battleship Grey - weathered
ICI006CW - 19078 in Battleship Grey - weathered
ICI006DW - 19087 in Battleship Grey - weathered

Beilhack ZZA Snowplough

Pre-order for £43

Due in stock Q1 2018

www.hattons.co.uk/beilhack
Produced exclusively by Hatton's



Ex-Class 40 (British Rail) Beilhacks:

H4-BH-001 ZZAADB965576 in BR yellow
H4-BH-002 ZZAADB965577 in BR yellow
H4-BH-003 ZZAADB965578 in BR yellow

H4-BH-004 ZZAADB965579 in BR yellow "Stratford Shark"

Ex-Class 45 (British Rail) Beilhacks:

H4-BH-005 ZZAADB966098 in BR yellow with NSE Branding
H4-BH-006 ZZAADB966099 in BR yellow with NSE Branding

Ex-Class 40 (Railtrack/ Network Rail) Beilhacks:

H4-BH-007 ZZAADB965580 in Railtrack Black
H4-BH-008 ZZAADB965581 in Railtrack Black
H4-BH-009 ZZAADB965578 in Network Rail black
H4-BH-010 ZZAADB965579 in Network Rail black

Ex-Class 45 (Network Rail) Beilhacks:

H4-BH-011 ZZAADB966098 in Network Rail black
H4-BH-012 ZZAADB965599 in Network Rail black



Class 121 and 122 'Bubble Car'

Pre-order for £129.95

Due in stock Q3 2017

www.hattons.co.uk/hattonsbubble
Exclusive liveries produced in partnership with Dapol

4D-009-HAT01 120 in 'GWR 150' Chocolate & Cream livery
4D-009-HAT02 121032 in Arriva Trains Wales livery



4D-009-HAT03 960011 in Railtrack blue & green livery
4D-009-HAT04 121020 in Chiltern blue livery

4D-009-HAT05 55033 in Revised Network South East livery
4D-009-HAT06 960010 in Railtrack "coaching stock" maroon



4D-009-HAT07 55022 in Original Network South East livery



4D-015-HAT01 TDB975023 in Route Learning BR blue

Hatton's O Gauge Exclusives

Class A3 4-6-2

Pre-order for £750
Due in stock Q3 2018

www.hattons.co.uk/recordbreakers
Produced in partnership with Heljan



Unstreamlined Corridor Tender Variants:

H7-A3-001 2750 "Papyrus" in LNER Grass green
H7-A3-002 4472 "Flying Scotsman" in LNER Grass green
H7-A3-007 60103 "Flying Scotsman" in BR green with late crest

Unstreamlined Non-Corridor Tender Variants:

H7-A3-003 2745 "Captain Cuttle" in LNER black
H7-A3-004 60072 "Sunstar" in BR Express blue
H7-A3-005 60035 "Windsor Lad" in BR green with early crest
H7-A3-006 60077 "The White Knight" in BR green with late crest



Class A4 4-6-2

Pre-order for £750
Due in stock Q3 2018

www.hattons.co.uk/recordbreakers
Produced in partnership with Heljan



©Alan Wilson - Flickr

Streamlined Corridor Tender Variants:

H7-A4-001 2509 "Silver Link" in LNER silver
H7-A4-005 4464 "Bittern" in LNER Garter blue
H7-A4-007 60012 "Commonwealth of Australia" in BR green with early crest

Streamlined Non-Corridor Tender Variants:

H7-A4-002 4468 "Mallard" in LNER Garter blue (1938 condition)
H7-A4-003 4468 "Mallard" in LNER Garter blue (as preserved)
H7-A4-009 60008 "Dwight D Eisenhower" in BR green with late crest

Unstreamlined Corridor Tender Variants:

H7-A4-004 4489 "Dominion of Canada" in LNER Garter blue with steel numbers/letters
H7-A4-006 60007 "Sir Nigel Gresley" in BR express blue
H7-A4-008 60009 "Union of South Africa" in BR green with late crest

Warwell Wagons

Pre-order for £85
Due in stock Q1 2018

www.hattons.co.uk/warwell
Produced exclusively by Hatton's



Warwell Wagons with Diamond Frame Bogies:

H7-WW-701 - MS.1 in WD Livery (GWR registered)
H7-WW-702 - WW.55 in WD livery (LMS registered)
H7-WW-703 - WD livery (LNER registered)
H7-WW-704 - MODA95560 in MOD 1970s olive
H7-WW-705 - M360333 in BR Grey
H7-WW-706 - M360329 in BR Brown
H7-WW-707 - ADRW96501 in BR Engineers Yellow

Warwell Wagons with Gloucester GPS Bogies:

H7-WW-708 - MODA95511 in MOD 1970s Olive
H7-WW-709 - MODA95537 in MOD 1990s Olive
H7-WW-710 - MODA95536 in MOD 2000s Olive



View all of our exclusive items at: www.hattons.co.uk/exclusives

UK P&P £4 Tracked & Signed
£7 P&P Guaranteed Next Day

See all future releases at:

Tel: 0151 733 3655 info@hattons.co.uk

17 Montague Road, Widnes, WA8 8FZ

Phones: Mon - Sat 7:30am to 6pm Sun 9am to 5pm

Store: Mon - Sun 9am to 5pm

19,000+ items available on www.hattons.co.uk



Pre-order Bachmann OO Gauge items at: www.hattons.co.uk/bachmann2017

Class 1532 Johnson 1P 0-4-4T
Pre-order for £111 (estimated)



31-740 1273 in Midland Railway crimson lake
31-741 1303 in LMS black
31-742 58072 in BR black with early emblem

Class H2 'Atlantic' 4-4-2
Pre-order for £152.96
Due in stock Q4 2017



31-920 2426 "St Alban's Head" in SR olive green
31-921 32424 "Beachy Head" in BR black with early emblem

Class 20/3
Pre-order for £129 (estimated)



35-125 20306 in Direct Rail Services blue
35-126 20311 in Harry Needle Railroad Company orange
35-127 20312 in Direct Rail Services compass blue

Class 414 2-HAP EMU
Pre-order for £186.96 (estimated)



31-390 6061 in BR green
31-391 6062 in BR blue & grey
31-392 4322 in Network SouthEast livery

SECR 60' Birdcage Coaches
Pre-Order for £55.21
Due in stock Q3 2017



39-600 Brake Composite SECR Dark Lake
39-601 Brake Composite SR Olive Green
39-602 Brake Composite BR Vermillion
39-610 Composite SECR Dark Lake
39-611 Composite SR Olive Green
39-612 Composite BR Vermillion
39-620 Brake 3rd SECR Dark Lake
39-621 Brake 3rd SR Olive Green

Warflat Bogie Flat Wagon
Pre-Order for £42.46
Due in stock Q4 2017



38-725 WD Khaki Drab livery with tank
38-726 WD Bronze Green livery with tank
38-727 BR grey without tank

HORNBY

Pre-order Hornby OO items at: www.hattons.co.uk/hornby2017

Class 8P Princess Coronation 4-6-2
Pre-order for £161. TTS for £187
Due in stock Nov 2017



R3509TTS 46235 "City of Birmingham" in BR green - TTS Sound fitted
R3553 6231 "Duchess of Atholl" in LMS Crimson Lake
R3555 46256 "Sir William Stanier F.R.S." in BR Maroon

Class Q1 0-6-0
Pre-order for £93
Due in stock Dec 2017



R3559 C24 in Southern Railway wartime black
R3560 33032 in BR black with late crest

Wainwright Class H 0-4-4T
Pre-order for £157
Due in stock Dec 2017



R3512 31551 in BR black with late crest - Limited Edition train pack with Push/Pull coaches

Class 87 Electric
Pre-order for £144
Due in stock Jan 2018



R3580 87035 'Robert Burns' in BR Blue
R3582 87010 'King Arthur' in Intercity Swallow livery

Hitachi IEP Class 800
Pre-order for £319
Due in stock Dec 2017



R3514 800004 in GWR green (5-car set)
Mk1 BSO/FO coaches
Pre-order for £34
Due in stock Aug 2017



R4777 BSO brake second open W9353 in BR blue and grey
R4778 FO first open W3123 in BR blue and grey
R4788 BSO brake second open E9220 in BR maroon
R4789 FO first open E3050 in BR maroon



Oxford Rail OO Pre-Orders

LNOR N7 0-6-2T
Pre-order for £87
Due in stock Q4 2017



OR76N7001 1002 in Great Eastern Railway livery
OR76N7002 8011 in LNOR black
OR76N7003 E9621 in BRITISH RAILWAYS early black

Class A & B tank wagons
Pre-order for £16.50
Due in stock Q4 2017



OR76TKA001 Class 'A' tank in BRT - Staveley chemicals livery
OR76TKA002 Class 'A' tank 4022 in Esso livery with revised suspension
OR76TKA003 Class 'A' tank 4022 in Esso livery with original suspension
OR76TKB001 Class 'B' tank 3300 in Esso black with original suspension
OR76TKB002 Class 'B' tank 47792 in Esso black with revised suspension
OR76TKB003 Class 'B' tank 441 in Regent Oil livery with revised suspension

www.hattons.co.uk/preorder


Pre-orders accepted
via credit or debit card only
Pre-order prices subject to manufacturer RRP.


Welcome to our project update feature, with the latest status of forthcoming releases from all major manufacturers. Use it to see the progress of projects you are interested in. The web address in the "link" column can be used to view products online, and to place your preorders.


0151 733 3655


**17 Montague Road,
Widnes, WA8 8FZ**


Phone opening times Mon to Sat **7:30am-6pm**
Sun **9am-5pm**
Shop opening times Mon to Sun **9am-5pm**

	Link	Price	Date announced	CAD done	In Tooling	Seen 1st EP	Decorated samples	In production	On Board Ship	Released
Class 450	hattons.co.uk/cl450	from £271.96	Mar 2015							
SECR Birdcage Coaches	hattons.co.uk/bc	£55.21	Mar 2014							
Warflat Bogie Flat wagon	hattons.co.uk/warflat	£42.46	Mar 2013							
Class H2 Atlantic 4-4-2	hattons.co.uk/h2atlantic	£152.96	Mar 2013							
Baldwin Class 10-12-D 4-6-0	hattons.co.uk/baldwin460	£123.21	Jul 2014							

	Link	Price	Date announced	CAD done	In Tooling	Seen 1st EP	Decorated samples	In production	On Board Ship	Released
Class 121/122	hattons.co.uk/dapolbubble	£123.25	Dec 2012							
GWR Streamlined Railcar	hattons.co.uk/gwrrc	from £119.43	Jul 2014							
Class 59	hattons.co.uk/dapol59	from £121.13	Oct 2015							

	Link	Price	Date announced	CAD done	In Tooling	Seen 1st EP	Decorated samples	In production	On Board Ship	Released
OO Gauge 50t Warwell Wagon	hattons.co.uk/warwell	from £33	Oct 2016							
Golden Arrow Class 71	hattons.co.uk/goldenarrow	£139.95	Jun 2016							
ICI Hopper Wagon	hattons.co.uk/ici	from £24	Mar 2015							
O Gauge 50t Warwell Wagon	hattons.co.uk/warwell	from £85	Oct 2016							
Beilhack ZZA Snowplough	hattons.co.uk/beilhack	£43	Oct 2016							
O Gauge Class A3/A4	hattons.co.uk/recordbreakers	£750	Aug 2016							

	Link	Price	Date announced	CAD done	In Tooling	Seen 1st EP	Decorated samples	In production	On Board Ship	Released
O Gauge Class 05	hattons.co.uk/hel05	£315	May 2016							
Class 47xx 'Night Owl' 2-8-0	hattons.co.uk/47xx	£154	Nov 2014							
Class 07 Shunter	hattons.co.uk/cl07	from £111	Jan 2016							
O Gauge Class 50 (Refurbished)	hattons.co.uk/hel50	TBA	Apr 2017							

	Link	Price	Date announced	CAD done	In Tooling	Seen 1st EP	Decorated samples	In production	On Board Ship	Released
Merchant Navy 4-6-2	hattons.co.uk/mn	from £153	Mar 2015							
Class H Wainwright 0-4-4T	hattons.co.uk/hclass	from £90	Sep 2016							
Hitachi IEP Class 800	hattons.co.uk/IEP800	from £229.50	Nov 2016							
Class 8P Princess Coronation 4-6-2	hattons.co.uk/duchess	from £171	Nov 2016							
Class 87	hattons.co.uk/hornby87	£169.99	Nov 2016							

	Link	Price	Date announced	CAD done	In Tooling	Seen 1st EP	Decorated samples	In production	On Board Ship	Released
Class 2301 Dean Goods 0-6-0	hattons.co.uk/oxdgc	£95	Jan 2016							
60' Carflat Car Carrying Wagon	hattons.co.uk/oxcarflat	£25	May 2016							
YEC Janus 0-6-0 Shunter	hattons.co.uk/janus	£74	Nov 2015							
Mk3 Coaches	hattons.co.uk/oxmk3	£29	Jan 2016							

 Shows the stage the project is at based on the information available to us. CAD: Computer Aided Design. 1st EP: First Engineering Prototype. TBC: Price is yet To Be Confirmed (EST): Price is estimated.

You can view extended lists, preorder & comment on all of these projects at

www.hattons.co.uk/projectupdates

Information correct at the time of going to press on 26/07/17.

17 Montague Road, Widnes, WA8 8FZ
T: 0151 733 3655 E: info@hattons.co.uk

Est. 1946

OO Gauge (1:76 Scale)

Steam Locos

J9405 Austerity 0-6-OST "Hurricane" in NCB Bickershaw Colliery lined green - lightly weathered - Ltd Ed of 200 (DJ) £99
J9402 Austerity 0-6-OST 71515 Mech Navvies maroon - Ltd Ed of 200 (DJ) £99



R3525 Battle of Britain Class (Air Smoothed) 4-6-2 S21C159 "Sir Archibald Sinclair" in British Railways malachite green (Hor) £139.50



R3454 Castle Class 4-6-0 5076 "Dryslwyn Castle" in GWR Green (Hor) £140



31-933 Class 1000 Midland Compound 4-4-0 41157 in BR lined black late crest (Bac) (RRP £139.95) .. **BARGAIN** £79
1300 Class 1361 0-6-OST 1361 GWR photographic grey - Limited edition of 250 (Hel) £124



1304 Class 1361 0-6-OST 1363 in BR black late crest (Hel) £124



1301 Class 1361 0-6-OST 1363 in GWR green shirtbutton emblem (Hel) £124
1302 Class 1361 0-6-OST 1364 in GWR green (Hel) £124
1320 Class 1366 0-6-OST 1366 in GWR green shirtbutton (Hel) £124



H1406 Class 14xx 0-4-2T 1420 in GWR Unlined green G W R lettering (DJ) £99



H1415 Class 14xx 0-4-2T 1432 in BR Lined green late crest - Heavily weathered (DJ) £99



H1413 Class 14xx 0-4-2T 1444 in BR Lined green early emblem (DJ) £99



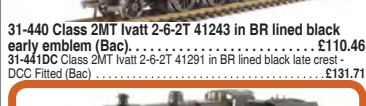
H1414 Class 14xx 0-4-2T 1450 in BR Lined green late crest (DJ) £99
H1409 Class 14xx 0-4-2T 1470 in BR Lined black early emblem (DJ) £99



H1412 Class 14xx 0-4-2T 1474 in BR Unlined black early emblem - Heavily weathered (DJ) £99
31-433 Class 1F 'Half-Cab' 0-6-OT 1739 in LMS black (Bac) £81.56



31-440 Class 2MT Ivatt 2-6-2T 41243 in BR lined black early emblem (Bac) £110.46
31-441DC Class 2MT Ivatt 2-6-2T 41291 in BR lined black late crest - DCC Fitted (Bac) £131.71



R3459TTS Class 2P Fowler 4-4-0 40626 in BR Black early emblem - TTS sound fitted (Hor) (RRP £154.99) **BARGAIN** £105



31-088 Class 32xx 4-4-0 Dukedog 9028 in BR black early emblem (Bac) (RRP £139.95) **BARGAIN** £88



31-728 Class 3700 City 4-4-0 3708 "Killarney" in Great Western green (Bac) £118.96



R3277 Class 38xx 4-4-0 "County Of Devon" in Great Western Railway green - Railroad range (Hor) (RRP £89.99) **BARGAIN** £60



R3498 Class 3F Jinty 0-6-OT 19 in S&DJR Blue - Railroad Range (Hor) (RRP £44.99) **BARGAIN** £25



R3455 Class 4000 "Star" 4-6-0 4013 "Knight of St Patrick" in GWR Green (Hor) £127



R383TTS Class 4073 Castle 4-6-0 5050 "Earl of St Germans" in BR Green early emblem - TTS sound fitted (Hor) £169



R3334 Class 415 Adams Radial 4-4-2T 30582 in BR black late crest (Hor) (RRP £119.99) **BARGAIN** £82
R3333 Class 415 Adams Radial 4-4-2T 30584 in BR black early emblem (Hor) (RRP £119.99) **BARGAIN** £82
R3462 Class 42xx 2-6-0 4287 BR Black early emblem (Hor) (RRP £139.99) **BARGAIN** £83



32-131 Class 45xx 2-6-2 Prairie tank 4539 in Great Western green (Bac) £93.46



H1401 Class 48xx 0-4-2T 4825 in GWR Unlined green Great Western lettering (DJ) £99



R3499 Class 49xx 4-6-0 6947 "Helmingsham Hall" in BR Green late crest - Railroad Range (Hor) (RRP £94.99) **BARGAIN** £57



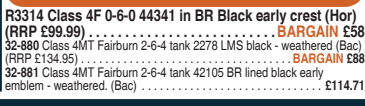
R3313 Class 4F 0-6-0 4323 in LMS Black (Hor) (RRP £99.99) **BARGAIN** £58



R3314 Class 4F 0-6-0 44341 in BR Black early crest (Hor) (RRP £99.99) **BARGAIN** £58
32-880 Class 4MT Fairburn 2-6-4 tank 2278 LMS black - weathered (Bac) (RRP £134.95) **BARGAIN** £88
32-881 Class 4MT Fairburn 2-6-4 tank 42105 BR lined black early emblem - weathered, (Bac) £114.71



R3314 Class 4F 0-6-0 44341 in BR Black early crest (Hor) (RRP £99.99) **BARGAIN** £58



R3314 Class 4F 0-6-0 44341 in BR Black early crest (Hor) (RRP £99.99) **BARGAIN** £58



R3276 Class 4P Compound 4-4-0 1072 in LMS Black Fowler tender - Railroad range (Hor) (RRP £84.99) **BARGAIN** £45



R3404 Class 4P Fowler 2-6-4T 42334 in BR Lined Black late crest (Hor) **NEW** £119
31-169 Class 5 L&YR 2-4-2T 50795 BR lined black early emblem (Bac) £93.46



R3463 Class 52xx 2-8-0 5231 in BR Black early emblem (Hor) (RRP £139.99) **BARGAIN** £83
H1402 Class 58xx 0-4-2T 5814 in GWR Unlined green Great Western lettering - Lightly weathered (DJ) £99
H1410 Class 58xx 0-4-2T 5819 in BR Unlined black early emblem (DJ) £99



31-692 Class 5P4F Stanier Mogul 2-6-0 42968 in BR lined black late crest (Bac) £135.96
31-691 Class 5P4F Stanier Mogul 2-6-0 42969 BR lined black early emblem (Bac) £135.96



31-190 Class 5XP Jubilee 4-6-0 45575 "Madras" in BR black (Bac) £144.46



31-187DS Class 5XP Jubilee 4-6-0 5588 "Kashmir" in LMS crimson welded Stanier tender - DCC sound fitted (Bac) £203.95



R3409 Class 6000 King 4-6-0 6002 "King William IV" in BR Green late crest (Hor) (RRP £181.99) **BARGAIN** £109




R3410 Class 6000 King 4-6-0 6025 "King Henry III" in BR Blue early emblem (Hor) (RRP £181.99) **BARGAIN** £109
31-638 Class 64xx 0-6-OT pannier tank 6419 in BR lined green late crest - weathered (Bac) £90.05



31-635A Class 64xx 0-6-OT pannier tank 6424 in GWR green (Bac) £81.55
31-214 Class 6P Patriot 4-6-0 45538 'Giggleswick' BR Green early emblem (Bac) £140.21



R3420 Class 700 "Black Motor" 0-6-0 30346 in BR Black late crest (Hor) (RRP £124.99) **BARGAIN** £69



R3421 Class 700 "Black Motor" 0-6-0 30698 in BR Black early emblem (Hor) (RRP £124.99) **BARGAIN** £69



R3419 Class 700 "Black Motor" 0-6-0 693 in Southern Railway black (Hor) (RRP £124.99) **BARGAIN** £69
31-015 Class 7F 2-8-0 13810 in LMS black (Bac) £125.76



31-014 Class 7F 2-8-0 89 in Somerset & Dorset Railway black (Bac) £125.76
R3520 Class 7MT 4-6-2 Britannia 70007 'Coeur-de-Lion' BR green late crest (Hor) £153
R3288 Class 9F 2-10-0 92220 "Evening Star" in BR Green late crest (Hor) £89



31-146 Class D11/1 4-4-0 62663 "Prince Albert" in BR black early emblem (Bac) £101.96
R3433 Class D168 4-4-0 Claud Hamer 1800 in LNER lined Apple Green (Hor) (RRP £139.99) **BARGAIN** £99



31-146 Class D11/1 4-4-0 62663 "Prince Albert" in BR black early emblem (Bac) £101.96



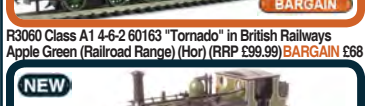
R3086 Class A1 4-6-2 4472 "Flying Scotsman" in LNER apple green - Railroad Range (Hor) (RRP £94.99) **BARGAIN** £55



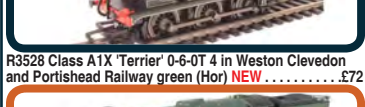
R3284TTS Class A1 4-6-2 4472 "Flying Scotsman" in LNER Green TTS Sound - Railroad range (Hor) (RRP £119.99) **BARGAIN** £85



R3060 Class A1 4-6-2 60163 "Tornado" in British Railways Apple Green (Railroad range) (Hor) (RRP £99.99) **BARGAIN** £68



R3528 Class A1X "Terrier" 0-6-OT 4 in Weston Clevedon and Portishead Railway green (Hor) **NEW** £72



R3312 Class A3 4-6-2 60062 "Minoru" in BR Green early emblem (Hor) (RRP £154.99) **BARGAIN** £94



R3371 Class A4 4-6-2 4468 "Mallard" in LNER garter blue - Railroad range (Hor) £74.06



R3285TTS Class A4 4-6-2 4469 "Sir Murreugh Wilson" in LNER wartime black (Hor) (RRP £164.99) **BARGAIN** £109



R3285TTS Class A4 4-6-2 4469 "Sir Murreugh Wilson" in LNER wartime black (Hor) (RRP £164.99) **BARGAIN** £109



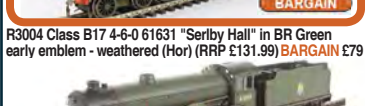
R3522 Class A4 4-6-2 60026 "Miles Beevor" in BR green early emblem (Hor) £144
R3338 Class B1 4-6-0 61310 BR Apple Green (Hor) (RRP £155.99) **BARGAIN** £87



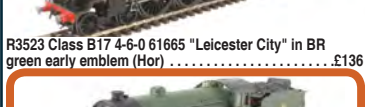
R3431 Class B12/3 4-6-0 61533 in BR black early emblem (Hor) £136



R3004 Class B17 4-6-0 61631 "Serlby Hall" in BR Green early emblem - weathered (Hor) (RRP £131.99) **BARGAIN** £79



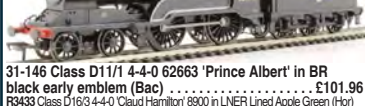
R3523 Class B17 4-6-0 61665 "Leicester City" in BR green early emblem (Hor) £136



R3318 Class B17/6 4-6-0 61646 "Gilwell Park" in BR Green early emblem (Hor) (RRP £131.99) **BARGAIN** £74



31-146 Class D11/1 4-4-0 62663 "Prince Albert" in BR black early emblem (Bac) £101.96



31-146 Class D11/1 4-4-0 62663 "Prince Albert" in BR black early emblem (Bac) £101.96

UK P&P £4 per order
£2 per single diecast item
£7 guaranteed Next Day delivery
 (Orders before 2pm)



35-076A Class E4 0-6-2T Brighton tank 2517 in Southern Railway green (Bac) £101.96
 35-078 Class E4 Brighton tank 0-6-2 32500 in BR black late crest (Bac) BARGAIN £80
 35-075 Class E4 Brighton tank 0-6-2 579 in LB & SCR umber (Bac) (RRP £109.95) BARGAIN £80



31-480 Class G2A Super D 0-8-0 9376 in LMS black tender back cab (Bac) £101.96
 31-321DS Class J11 0-6-0 94377 in BR black early emblem - weathered and DCC sound fitted (Bac) £203.96



31-320DC Class J11 Robinson (GCR 9J) 64325 in BR black late crest - DCC Fitted (Bac) (RRP £109.95) BARGAIN £62



R3415 Class J15 0-6-0 65477 in BR Black early emblem (Hor) (RRP £126.49) BARGAIN £75
 R3380 Class J15 0-6-0 7510 LNER Black (Hor) (RRP £109.99) BARGAIN £76



R3405 Class J50 0-6-0 585 in LNER Black (Hor) (RRP £93.49) BARGAIN £69



R3407 Class J50 0-6-0 68959 in BR Black early emblem (Hor) (RRP £93.49) BARGAIN £69



OOJ94-001 Class J94 Austerity 0-6-0ST 68023 in BR black early crest & tall coal bunker (DJ) (RRP £95.50) BARGAIN £69
 OOJ94-004 Class J94 Austerity 0-6-0ST 8023 in LNER black original bunker (DJ) (RRP £95.50) BARGAIN £72
 OOJ94-003 Class J94 Austerity 0-6-0ST 8064 in LNER black original bunker (DJ) (RRP £95.50) BARGAIN £72



R3242A Class K1 2-6-0 62032 in BR Black early emblem (Hor) (RRP £129.99) BARGAIN £82



R3243B Class K1 2-6-0 62064 in BR Black late crest (Hor) (RRP £129.99) BARGAIN £82



R3456 Class N15 King Arthur 4-6-0 30792 'Sir Hervey de Revel' in BR Lined Green early emblem (Hor) (RRP £159.99) BARGAIN £108



R3171 Class P2 2-8-2 2001 'Cock O' The North' in LNER Green (Railroad range) (Hor) (RRP £94.99) BARGAIN £68



R3426 Class Q6 Raven 0-8-0 63429 in BR Black late crest (Hor) (RRP £154.99) BARGAIN £105



R3413 Class S15 4-6-0 30831 in BR Black late crest (Hor) (RRP £154.99) BARGAIN £88



R3412 Class S15 4-6-0 30842 in BR Black early emblem (Hor) (RRP £154.99) BARGAIN £88



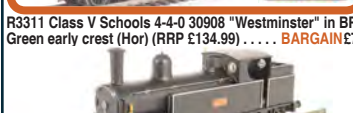
R3411 Class S15 4-6-0 827 in Southern Railway wartime black (Hor) (RRP £154.99) BARGAIN £88



R3457 Class T9 4-4-0 116 in Southern Railway olive green (Hor) (RRP £149.99) BARGAIN £89



R3311 Class V Schools 4-4-0 30908 'Westminster' in BR Green early crest (Hor) (RRP £134.99) BARGAIN £74



35-050 LNWR 0-6-2T Webb Coal tank 1054 in LNWR plain black (Bac) £101.96



35-052 LNWR 0-6-2T Webb Coal tank 58900 in BR black early emblem (Bac) £101.96



35-051 LNWR 0-6-2T Webb Coal tank 7841 in LMS black (Bac) £101.96



32-353 Standard Class 4MT 2-6-4T 80135 in BR green late crest (As Preserved) (Bac) £110.46



32-509 Standard class 5MT 73109 in BR lined black early emblem and BR1B tender (Bac) (RRP £129.95) BARGAIN £89



32-858 Standard Class 9F 2-10-0 92189 in BR black late crest & BR1F tender - weathered (Bac) £140.21



R3500 The Sir Nigel Gresley Collection (Hor) £480



R9287 Thomas and Friends - 2-6-0T No.1 Thomas the Tank Engine (Hor) (RRP £43.99) BARGAIN £31



R9290 Thomas and Friends - 2-6-0 No.5 James the red engine (Hor) (RRP £82.49) BARGAIN £55

Train packs



R3299 'Going Home' train pack - 70th Anniversary of the end of WWII Black 5 4-6-0 5156 in LMS Black and 3 x LMS Period 3 Coaches - Ltd Ed (Hor) (RRP £289.99) BARGAIN £150
 30-325 Ambulance Train No.40 Train Pack GWR Class 3700 No.3711 'City of Birmingham' in WWI khaki, 3 x coaches in olive green & 6 x WWI figures (Bac) £140.20
 30-425 Class 251 Midland Pullman train pack in Pullman lanking blue - Collectors Edition (Bac) £490



R3399 EWS freight train pack Class 67 in EWS and three MHA open wagons (Hor) (RRP £239.99) ... BARGAIN £139



R3402 Queen of Scots Train Pack Class A4 4-6-2 in LNER garter blue and three Pullman coaches - Ltd Ed of 1000 (Hor) £280
 30-575 The Railway Children Train Pack GWR 57xx Pannier in GNSR, 2 x GNSR Coaches & Sconeat Oakworth Station Building (Bac) (RRP £134.95) BARGAIN £89



R3501 Virgin Trains East Coast train pack Class 91 91124 & Mk4 DVT 82219 in VTEC - Ltd Ed of 1000 (Hor) (RRP £229.99) BARGAIN £145



R3300 Winston Churchill's Funeral Train Pack Battle of Britain class 4-6-2 34051 'Winston Churchill' in BR Green Late crest, 2 Pullman coaches & SR Baggage car - Ltd Ed (Hor) £222.21

Diesel locos



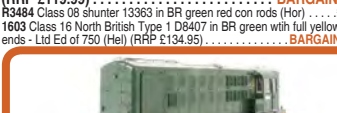
R3065 Class 06 Shunter 06008 in BR blue (Railroad Range) (Hor) (RRP £32.99) BARGAIN £19



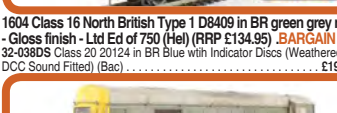
R3490 Class 08 08673 in InterCity - Railroad range (Hor) (RRP £44.99) BARGAIN £28



R3342 Class 08 shunter 08489 in BR blue (Hor) (RRP £119.99) BARGAIN £85



R3484 Class 08 shunter 13363 in BR green red con rods (Hor) £118



1604 Class 16 North British Type 1 D8409 in BR green grey roof - Gloss finish - Ltd Ed of 750 (Hel) (RRP £134.95) BARGAIN £72



32-038DS Class 20 20124 in BR Blue with Indicator Discs (Weathered & DCC Sound Fitted) (Bac) £195.46



32-034A Class 20 20141 in BR Green full yellow ends - weathered (Bac) (RRP £124.95) BARGAIN £69



2660 Class 26/0 diesel D5300 in BR green semi gloss finish (Hel) (RRP £119.95) BARGAIN £59



2661 Class 26/0 diesel D5301 in BR green (Hel) (RRP £119.95) BARGAIN £61



3522 Class 35 Hymek D7012 in BR two-tone green no yellow ends (Hel) £101



R3583TTS Class 37/0 37040 in Railfreight triple grey - Railroad Range - TTS Sound fitted (Hor) NEW £85



32-787 Class 37/0 D6714 in BR green no yellow ends (Bac) £117.26



32-377A Class 37/4 37401 'Mary Queen Of Scots' in BR large logo blue (Bac) £117.26



32-389 Class 37/4 37421 in Colas Rail (Bac) £117.26



32-391DS Class 37/7 37796 Railfreight coal sector (DCC Sound Fitted) (Bac) £203.96



32-484 Class 40 40159 in BR Blue (Bac) £123.21



R3392TTS Class 40 40164 in BR blue - TTS sound fitted - Railroad Range (Hor) (RRP £99.99) BARGAIN £74



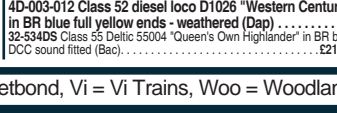
32-483 Class 40 D338 in BR Green small yellow panel (Bac) £118.96



R3491 Class 42 Warship D805 'Benbow' in BR green - Railroad Range (Hor) (RRP £64.99) BARGAIN £39



32-068 Class 43 Warship D836 'Rapid' BR maroon full yellow ends (Bac) £127.46



31-659 Class 47/0 47001 in BR Blue - weathered (Bac) £127.46

R3482 Class 4DH Sentinel DH16 in MSC (Manchester Ship Canal) (Hor) (RRP £65.99) BARGAIN £40

R3483 Class 4DH Sentinel Cressley and Evans (Hor) (RRP £65.99) BARGAIN £40

R3571 Class 50 D400 in BR blue - Class 50 is Fifty Presentation pack - Special edition (Hor) NEW £144

4D-003-004 Class 52 D1058 'Western Nobleman' BR blue full yellow panel (Dap) £126

4D-003-010 Class 52 diesel loco D1010 'Western Campaigner' in BR blue full yellow ends (Dap) £126

4D-003-012 Class 52 diesel loco D1026 'Western Centurion' in BR blue full yellow ends - weathered (Dap) £127

32-534DS Class 55 Deltic 55004 'Queen's Own Highlander' in BR blue - DCC sound fitted (Bac) £212.46

Visit

www.hattons.co.uk/new

for all new releases



32-533 Class 55 Deltic D9001 'St. Paddy' in BR green full yellow ends - weathered (Bac) £135.96



32-764 Class 57/3 57305 'Northern Princess' in DRS Northern Belle (Bac) £131.71
32-762DS Class 57/3 57312 'The Hood' in Virgin Trains Livery (Weathered & DCC Sound Fitted) (Bac) £203.96



R3572 Class 60 60087 'CLIC Sargent' in Colas Rail Freight orange/black (Hor) NEW £149



32-733DS Class 66 66040 in EWS - DCC sound fitted (Bac) NEW £208.21



32-737 Class 66 66065 in EWS DB Schenker branding - weathered (Bac) NEW £142.76



R3486 Class 66 66185 'DP World London Gateway' in DB Schenker (Hor) (RRP £98.99) BARGAIN £59
32-981 Class 66 66416 in Freightliner Powerhaul (Bac) £127.46



32-738 Class 66 66711 'Sence' in GBRF/Aggregate Industries (Bac) NEW £131.71
R3298 Class 67 67003 Arriva Trains Wales (Hor) (RRP £139.99) BARGAIN £99



R3388TTS Class 67 67004 'Cairn Gorm' in Caledonian Sleeper - TTS sound fitted (Hor) (RRP £184.99) BARGAIN £104



R3481 Class 67 67025 'Western Star' in EWS (Hor) (RRP £159.99) BARGAIN £99
4D-022-003 Class 68 68010 in Chiltern Railways (Dap) £123.72
4D-006-002 Class 73 electro-diesel 73124 in BR blue (Dap) £119.51
4D-006-003 Class 73 electro-diesel 73135 BR blue full yellow ends (Dap) £119.51

Electric locos



0071-004HAT Class 71 E5013 in BR Blue full Golden Arrow headboards, arrows and flags pre-fitted - Exclusive to Hatton's (DJ) NEW £139.95



0071-002HAT Class 71 E5015 in BR Southern Region light green full Golden Arrow headboards, arrows and flags pre-fitted - Exclusive to Hatton's (DJ) NEW £139.95



R3376 Class 71 E5022 in BR Green no yellow ends (Hor) £127.50
7702 Class 77 EM2 Woodhead electric 27004 'Juno' in BR electric blue - Ltd Ed for Olivias Trains (Hel) £165
7705 Class 77 EM2 Woodhead electric E27003 'Diana' in BR green half yellow panels - Ltd Ed for Olivias Trains (Hel) £165



32-928 Class 150/1 2-car DMU 150151 in BR Regional Railways Sprinter - weathered (Bac) £161.46
32-937 Class 150/2 2-car DMU 150202 in Centro blue stripe (Bac) (RRP £164.95) BARGAIN £114
8801 Railcar W79976 in BR light green speed whiskers. Matt finish (Hel) £94

EMUs



DEMUS



Track Maintenance vehicles

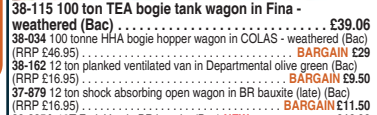
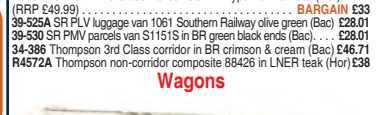
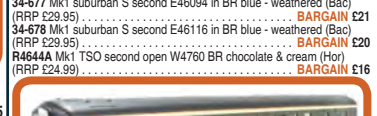
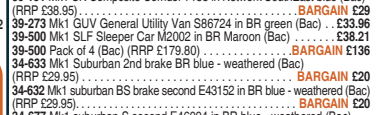


Train sets - DCC



Coaches

39-001 2x Mk1 coaches Works Test Train BR blue & grey - weathered (Bac) £76.46
39-460 57 ft Porthole Corridor Brake 3rd in BR crimson and cream (Bac) (RRP £39.95) BARGAIN £27
39-1276 BR Mk1 CK Composite Corridor Crimson & Cream Weathered (Bac) (RRP £39.95) BARGAIN £27
39-276 BR Mk1 GUV InterCity Motorail (Bac) (RRP £38.95) BARGAIN £26
39-501 BR Mk1 SLF Sleeper Car E2054 BR blue & grey (Bac) (RRP £42.95) BARGAIN £30
R4765 Collett corridor brake third (left hand) W4936W in BR maroon (Hor) £38
R4764 Collett corridor brake third (right hand) W4935W in BR maroon (Hor) £38
R4761 Collett corridor composite (left hand) 6530 GWR chocolate and cream (Hor) £38
R4762 Collett corridor composite (right hand) 6531 GWR chocolate and cream (Hor) £38
R4767 Collett corridor composite (right hand) W6137W in BR maroon (Hor) £38



R4790 GWR A30 autococh 191 in GWR chocolate and cream (Hor) NEW £28

R4791 GWR A30 autococh W190W in BR crimson and cream (Hor) NEW £28
38-578 Haworth Auto-trailer in W234W in BR crimson & cream (Bac) £59.46
39-465 LMS 57 ft Porthole Corridor 1st in BR crimson & cream (Bac) (RRP £39.95) BARGAIN £29
39-500 Mk1 SLF Sleeper Car M2002 in BR Maroon (Bac) £38.21
39-500 Pack of 4 (Bac) (RRP £179.80) BARGAIN £136
34-633 Mk1 Suburban 2nd brake BR blue - weathered (Bac) (RRP £29.95) BARGAIN £20
34-632 Mk1 suburban BS brake second E43132 in BR blue - weathered (Bac) (RRP £29.95) BARGAIN £

Prices valid until 13/09/17

All prices correct
when going to press.
Errors excepted.



37-537D 20 Ton Brake Van BR Bauxite (Late) - Weathered (Bac) (RRP £26.95) **BARGAIN** £15
37-533 20 ton brake van ZTO DB95767 in BR Dutch grey & yellow - weathered (Bac) (RRP £26.95) **BARGAIN** £15
38-272 22 ton Presslo in Rugby Cement (Bac) (RRP £28.95) **BARGAIN** £19
38-750 22 Ton STV Tube Wagon BR Bauxite (TOPS) Weathered (previously announced as BR grey) (Bac) (RRP £27.95) **BARGAIN** £16
4F-033-110 24-ton steel ore hopper 'Camforth Iron Company' 236 (Dap) **NEW** £10
4F-033-111 24-ton steel ore hopper 'Camforth Iron Company' 236 - weathered (Dap) **NEW** £11
37-275F 27 ton steel tippler wagon BR grey 'Iron Ore' (Bac) (RRP £14.95) **BARGAIN** £9
38-146 29 ton VDA sliding door box van in BR Civil Link - weathered (Bac) (RRP £25.95) **BARGAIN** £16
37-931 3 plank wagon BR Departmental olive green (Bac) **BARGAIN** £10
(RRP £13.95) **BARGAIN** £10
37-932 3 plank wagon in LMS bauxite (Bac) (RRP £13.95) **BARGAIN** £8.50
37-933 3 plank wagon in LMS grey (Bac) (RRP £13.95) **BARGAIN** £9.50



38-042A 31 tonne OBA open wagon in BR Plasmor Blockfreight (Bac) (RRP £22.95) **BARGAIN** £14
38-043 31 tonne ZBA Bass open wagon BR brown (Bac) (RRP £22.95) **BARGAIN** £14
4F-016-023 4-wheel banana van B881722 in BR red (Dap) **NEW** £3.50
4F-016-024 4-wheel banana van B881722 BR red - weathered (Dap) **NEW** £10.50
4F-016-029 4-wheel banana van B882128 BR bauxite Geest logo (Dap) **NEW** £9.50
4F-016-030 4-wheel banana van B882128 in BR bauxite Geest logo - weathered (Dap) **NEW** £10.50
37-587 45 T TTA tank wagon in Aviation Fuel green - weathered (Bac) £21.21



4F-054-001 45' IDA 'super low' container twin wagon (SL 45) 39 70 490 1000 - 2 in DRS (Dap) £37.36
4F-054-002 45' IDA 'super low' container twin wagon (SL 45) 39 70 490 1004 - 4 in DRS (Dap) £37.36
4F-054-003 45' IDA 'super low' container twin wagon (SL 45) 39 70 490 1005 - 1 in DRS (Dap) £37.36
4F-054-004 45' IDA 'super low' container twin wagon (SL 45) 39 70 490 1011 - 9 in DRS (Dap) £37.36
37-066 5 Plank Wagon Wooden Floor 'David Parsons & Son' (Bac) (RRP £14.95) **BARGAIN** £8.50



R6367 Coal train pack - pack of 3 open wagons in EWS - Railroad Range (Hor) (RRP £19.99) **BARGAIN** £14
R6724 Drax 102t biomass hopper in Drax 'bowdler' (Bac) - Produced for Drax power station - Limited to 1000 - Available only from Hatton's (Hor) £83
R6723 Drax 102t biomass hopper in Drax 'Swoosh' - Produced for Drax power station - Limited to 1000 - Available only from Hatton's (Hor) £83
38-679 GWR Shunters Truck BR Black Margam Jnr Weathered (Bac) (RRP £16.95) **BARGAIN** £11
38-675 GWR Shunters Truck GWR Grey 'Canons Marsh, Bristol' (Bac) (RRP £17.95) **BARGAIN** £9
38-677 GWR Shunters Truck GWR Grey 'Old Oak Common' (Bac) (RRP £17.95) **BARGAIN** £9
38-210B JJA auto ballaster outer generator wagon in ex-Railtrack - weathered (Bac) (RRP £54.95) **BARGAIN** £31



R6794 KFA container wagon in Tiphook Rail 1x 20' and 1x 40' container (Hor) £28



R6793 KFA container wagon in Tiphook Rail 1x 20' and 1x 40' container (Hor) £28
B910C KOA/KTA Pocket wagon & container (Dap) £26.50
38-052 MTA open box ballast wagon in EWS (Bac) (RRP £19.95) **BARGAIN** £12
37-983 Pack of 2 Conflat wagons in BR bauxite (Bac) £25.46
37-365 Pack of 3 13 ton steel sand tippler wagon in Taunton Concrete - weathered (Bac) (RRP £41.95) **BARGAIN** £28
R6473 Pack of 3 16 ton mineral wagons in BR bauxite - Railroad Range (Hor) (RRP £19.99) **BARGAIN** £15
4F-020-027 Pair of 4-wheel cattle wagons B893520 and B893320 BR bauxite (Dap) **NEW** £19
4F-020-028 Pair of 4-wheel cattle wagons B893520 and B893320 in BR bauxite - weathered (Dap) **NEW** £20.50



H4-WW-001 Warwell wagon 50t diamond frame bogies MS.1 in WD (GWR) (Hat) £33
H4-WW-001 Pack of 4 (Hat) £119



H4-WW-002 Warwell wagon 50t diamond frame bogies WW.55 in WD (LMS) (Hat) £33
H4-WW-002 Pack of 4 (Hat) £119

H4-WW-003 Warwell wagon 50t diamond frame bogies in WD (LNER) (Hat) £33
H4-WW-003 Pack of 4 (Hat) £119



H4-WW-004 Warwell wagon 50t diamond frame bogies MODA95560 in MOD 1970s olive (Hat) £33



H4-WW-005 Warwell wagon 50t diamond frame bogies MODA95534 in MOD 1970s olive (Hat) £33



H4-WW-006 Warwell wagon 50t diamond frame bogies M360333 in BR grey (Hat) £33



H4-WW-007 Warwell wagon 50t diamond frame bogies M360329 in BR Gulf Red (Hat) £33



H4-WW-008 Warwell wagon 50t diamond frame bogies KDE314159 in BR black S&T branding and steel/rail carriers (Hat) £33



H4-WW-009 Warwell wagon 50t diamond frame bogies DM721227 in BR Olive green ELECTRIFICATION branding and steel/rail carriers (Hat) £33



H4-WW-010 Warwell wagon 50t diamond frame bogies DW160819 in BR brown steel/rail carriers - weathered (Hat) £37



H4-WW-011 Warwell wagon 50t diamond frame bogies DM748343 in BR grey bolster deck conversion (Hat) £33



H4-WW-012 Warwell wagon 50t diamond frame bogies DM748316 in BR brown bolster deck conversion (Hat) £33



H4-WW-013 Warwell wagon 50t diamond frame bogies ADRW96501 in BR engineers yellow (Hat) £33



H4-WW-014 Warwell wagon 50t Gloucester GPS bogies MODA95511 in MOD 1970s olive (Hat) £33



H4-WW-015 Warwell wagon 50t Gloucester GPS bogies MODA95512 in MOD 1970s olive - weathered (Hat) £37



H4-WW-016 Warwell wagon 50t Gloucester GPS bogies MODA95539 in MOD 1990s olive (Hat) £33



H4-WW-017 Warwell wagon 50t Gloucester GPS bogies MODA95537 in MOD 1990s olive - weathered (Hat) £37



H4-WW-018 Warwell wagon 50t Gloucester GPS bogies MODA95536 in MOD 2000s olive (Hat) £33



H4-WW-019 Warwell wagon 50t Gloucester GPS bogies MODA95582 in MOD 2000s olive (Hat) £33



H4-WW-020 Warwell wagon 50t Gloucester GPS bogies MODA95524 in MOD 2000s olive - weathered (Hat) £37

DCC accessory decoders



R8247 DCC accessory decoder (for points and motors) (Hor) £40

R8014 Mark 2 Point Motor (Hor) £7.50



R8243 Surface Mounted point motor (Hor) £8

Lighting equipment

R8949 2 x double socket for Skale Lighting system (Hor) (RRP £4.99) **BARGAIN** £1.50
R8952 Bulbs for Skale Lighting system (x4) (Hor) (RRP £6.99) **BARGAIN** £2
R8947 Power Strip for Skale Lighting system (Hor) (RRP £9.99) **BARGAIN** £2
CL2 Standard Coach Lighting Strips - Warm White (Tra) £17

Accessories

4F-028-004 Pack of two 45' hi-cube containers 'Malcolm Logistics' (Dap) **NEW** £13.50
4F-028-012 Pack of two 45' hi-cube containers 'Malcolm Logistics' - weathered (Dap) **NEW** £13.50

Spares

SL-110 Finescale rail joiners/fishplates (for code 70, 75 & 83) for OO & HO gauge - Pack of 24 (Pec) £2
SL-11 Insulated rail joiners/fishplates (for OO, HO & O gauge code 100 rails incl. Hornby, Peco & Peco Streamline) - Pack of 12 (Pec) £2
SL-10 Metal rail joiners/fishplates (for code 100 rails incl. Hornby, Peco & Peco Streamline), for OO, HO & O gauge - Pack of 24 (Pec) £2.20
18KAD6E NEM362 Kadee coupling - Long (110.70mm) - Pack of four (Kad) £5
R8212 Spare rollers for rolling road (for use R8211) (Hor) (RRP £17.11) **BARGAIN** £3

Man-made scenic structure - railway-related



89121 21.5 metre (90ft) Motorised turntable - ready for installation. Upgraded 89111. For HO/OO scales. DCC ready (Hat) £199



LL-55 76ft Well type turntable (Pec) £39



R083 Box of 6 Buffer Stop (Hor) £9.50
R083 Single (Hor) £1.80
44-0054 Depot mess room and toilet (Bac) £33.11
R334 Double-track station platform canopy (Hor) £19



R070 Electrically Operated Turntable (Hor) £64
R460 Straight Platform (Hor) £5
R574 Trackside accessory pack (Hor) (RRP £15.45) **BARGAIN** £7

Signals

4L-001-003 Signal - Motorised, Round post GWR home (Dap) £25
4L-003-003 Signal - motorised, SR ladder home (Dap) £25

Buildings - general

R8757 Church Chapel - Low Relief (Hor) (RRP £22.99) **BARGAIN** £11
R8753 County Hall - Low Relief (Hor) (RRP £37.99) **BARGAIN** £18
44-040 Diesel fueling point - Sconcecraft range (162 x 37 x 36mm) (Bac) £13
R8856 Left-Hand Mid Terraced House - Based on R8621 (Hor) **NEW** £20
R9766 Maestro Market - Skaledale 'The Street' Collection (Hor) (RRP £32.99) **BARGAIN** £19
P0261 Pair of red brick terraced houses (Card Kit) (Met) £8
R8857 Right-hand Mid Terraced House - Based on R8622 (Hor) **NEW** £20
R8854 The Country Cottage - Based on R8876 (Hor) **NEW** £36
R8851 The Country Farm Dutch Barn - Based on R8784 (Hor) **NEW** £40
R8848 The Country Farm House - Based on R8782 (Hor) **NEW** £45
R8849 The Country Farm Outhouse - Based on R8783 (Hor) **NEW** £27
R8850 The Country Farm Tractor/Pough Shed - Based on R8785 (Hor) **NEW** £20
R8853 The Cricket Pavilion - Based on R8990 (Hor) **NEW** £36
R8855 The Village Garage - Based on R8650 (Hor) **NEW** £36
R8682 Victorian brick & glass greenhouse - Skaledale (Hor) (RRP £11.99) **BARGAIN** £8
R8761 Ye Olde Tea Shoppe - Low Relief (Hor) (RRP £22.99) **BARGAIN** £13

Man-made scenic structure - non-railway

R8762 Holiday Coach Access Steps (Hor) (RRP £12.99) **BARGAIN** £7

Bridges, Tunnels & Walls

R8539 Cotswold Wall Pack No.1 - Skaledale (Hor) (RRP £9.99) **BARGAIN** £5
R8757 Girder bridge (Hor) (RRP £12.99) **BARGAIN** £8
R8008 Grand suspension bridge (Hor) £39

People - civil



36-408 12 x Seated Coach Passengers (Bac) £11.50



36-047 Locomotive staff x 6 (Bac) £8.46

Track - Code 100 Setrack

36-871 Right-hand standard isolating point (Bac) **NEW** £8.46
ST-201 Setrack double straight (Pec) £2
ST-241 Setrack No.2 radius left handed point insulfrog (Pec) £9
ST-240 Setrack No.2 radius right handed point insulfrog (Pec) £9


Track - Code 100 Streamline



SL-100 Pack of 25 1 yard (91.5cm) length of Code 100 Wooden-sleeper nickel silver flexible track (Pec) £66
SL-100 Single (Pec) £3



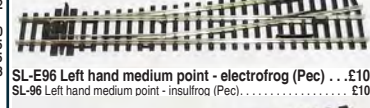
SL-102 Pack of 25 1 yard (91.5cm) length of Nickel Silver concrete-sleeper flexible track (Pec) £70
SL-102 Single (Pec) £3



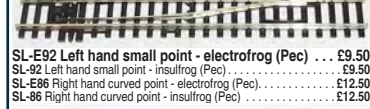
SL-99 3 way medium radius point - insulfrog (Pec) £26
SL-90 Double slip - insulfrog (Pec) £2
SL-87 Left hand curved point - insulfrog (Pec) £12.50



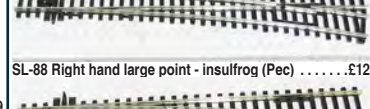
SL-89 Left hand large point - insulfrog (Pec) £12



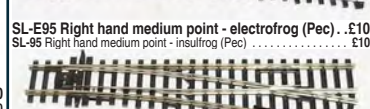
SL-E96 Left hand medium point - electrofrog (Pec) £10
SL-96 Left hand medium point - insulfrog (Pec) £10



SL-E92 Left hand small point - electrofrog (Pec) £9.50
SL-92 Left hand small point - insulfrog (Pec) £9.50
SL-E86 Right hand curved point - electrofrog (Pec) £12.50
SL-E86 Right hand curved point - insulfrog (Pec) £12.50



SL-88 Right hand large point - insulfrog (Pec) £12



SL-E95 Right hand medium point - electrofrog (Pec) £10
SL-95 Right hand medium point - insulfrog (Pec) £10



SL-E91 Right hand small point - electrofrog (Pec) £9.50
SL-91 Right hand small point - insulfrog (Pec) £9.50

Track - Code 75 Finescale

SL-108F 1 yard (91.5cm) length of Code 75 Wooden-sleeper nickel silver bullhead rail flexible track (Pec) £4.50
SL-108F Box of 25 (Pec) £100

SL-102F Pack of 25 1 yard (91.5cm) length of finescale Nickel Silver concrete-sleeper flexible track (Pec) £82
SL-102F Single (Pec) £3.25

Visit

www.hattons.co.uk/preorder

for all forthcoming releases



SL-100F Pack of 25 1 yard (91.5cm) length of Nickel Silver Finescale flexible track (Pec) £72
SL-100F Single (Pec) £3



SL-E199 3 way finescale medium radius point - electrofrog (Pec) £28
SL-E1096 Code 75 Medium Radius left hand Concrete sleeper turnout - electrofrog (Pec) £12.50



SL-E190 Finescale double slip - electrofrog (Pec) £37
SL-E187 Finescale left hand curved point - electrofrog (Pec) £12.50
SL-E189 Finescale left hand large point electrofrog (Pec) £12.50
SL-E192 Finescale left hand medium point - electrofrog (Pec) £11.50
SL-E191 Finescale left hand small point - electrofrog (Pec) £10
SL-E186 Finescale right hand curved point - electrofrog (Pec) £12.50
SL-E188 Finescale right hand large point - electrofrog (Pec) £12.50
SL-E195 Finescale right hand medium point - electrofrog (Pec) £11.50
SL-E191 Finescale right hand small point - electrofrog (Pec) £10

Track & Points

R8090 1 single yard length of Semi-Flexible Track (Hor) £3.50
R8090 Pack of 24 (Hor) £79
R605 1st radius double curve (8 make a circle) (Hor) £2.40
R605 Circle of 8 (Hor) £15
R607 2nd radius double curve track (8 make a circle) (Hor) £2.25
R607 Circle of 8 (Hor) £18
R609 3rd radius double curve track (8 make a circle) (Hor) £2.60
R609 Circle of 8 (Hor) £20
R8262 Double 4th radius curve (8 make a circle) (Hor) £3



R601 Box of 24 Double Straight (Hor) £47
R601 Single (Hor) £2.10
R8077 Left hand Express point (Hor) £14.50



R8072 Left Hand Standard Point (Hor) £9
R603 Long Straight - 670mm (Hor) £3
36-603 Long straight track nickel silver (same as R603) (Bac) £3
36-603 Box of 10 (Bac) (RRP £35) BARGAIN £24.80
R8075 Right hand curved point (Hor) £14
R8078 Right hand Express point (Hor) £14.50



R8073 Right Hand Standard Point (Hor) £9
R621 Single 970mm length of flexible track (Hor) £3
R621 Pack of 24 (Hor) £66



R600 Box of 24 Standard Straight (Hor) £31
R600 Single (Hor) £1.35

Track underlay

ST1474 24' Of OO/HO Gauge Track Underlay In A Continuous Roll - 5mm x 1.75 x 24' (Wool) £10



GM200 5 metres of realistic grey ballasted OO gauge underlay (Gau) £19.50
GM210 Brown ballasted underlay x 5 metres (Gau) £20
R638 Roll of track foam underlay Approx. 4880mm (16ft) (Hor) £9

Buses



76BI001 Beadle Integral East Kent (Oxf) £15.50
76MW6002 Bristol MW6G Hants & Dorset (Oxf) £15.50
76MW6001 Bristol MW6G Royal Blue (Oxf) £16



15808 Leyland PD1 'East Kent' - '66, Ramsgate Harbour' (EFE) NEW £29.71

NEW



36007 Leyland RTL - 'Barton Transport' - '18 to Chitwell' (EFE) NEW £29.71
76WFA006 Weymann Fanfare Birch Bros (Oxf) £15

NEW



76WFA005 Weymann Fanfare Greenslades (Oxf) NEW £15.50

NEW



OM46512A Wright Eclipse Gemini 2, Brighton & Hove, Mile Oak 1 (Cor) NEW £33
OM46512B Wright Eclipse Gemini 2, Brighton & Hove, White Hawk 1A (Cor) NEW £33

Cars

76SET600C 3 Piece VW Set Coca Cola (Oxf) NEW £14
76LJ005 Jaguar XJ Ultimate Black (Oxf) NEW £4.50
76LJ003 Lotus Elan Red and Silver (Oxf) NEW £4.50
76SET07B Pack of three Morris Minors (Oxf) NEW £14
76VW030CC Volkswagen Bay Window Coca Cola (Oxf) NEW £4.50
76VW009CC Volkswagen Beetle Coca Cola (Oxf) NEW £4.50
76VW026 VW Bay Window Van Light Grey (Oxf) NEW £4.50

Commercial vehicles

76ALB001CC Albion Box Van Coca Cola (Oxf) NEW £9
76FT030CC Ford Transit LWB High Coca Cola Xmas (Oxf) NEW £4.50
76FBB001 Fowler BB1 16hp Ploughing Engine No.15145 Rusty Dorset (Oxf) £14.50

NEW



76LRFCCG001 Land Rover FC GS 1974 Trans Sahara Expedition (Oxf) NEW £8.50
76TR014 Mobile Trailer Southdown (Oxf) £7

Military ground vehicles

NEW



76HST001 Humber Snipe Tourer Old Faithful General Montgomery Italy 1942 (Oxf) NEW £5.50

1:72 Scale

Aircraft - civil



72DG001 DH84 Dragon G-ECAN Railway Air Services (Oxf) £29

N Gauge

Steam locos

372-031 Class 4073 Castle 4-6-0 5041 'Tiverton Castle' in BR green early emblem (Gra) £118.96



372-030 Class 4073 Castle 4-6-0 5044 'Earl of Dunraven' in GWR lined green (Gra) £118.96
372-080 Class 4F 0-6-0 43024 BR Black late crest & Fowler tender (Gra) £93.46
372-653 Class 4MT Standard 2-6-0 76079 in BR lined black early emblem (as preserved) (Gra) £110.46
372-635 Class 4MT Standard 2-6-0 80027 BR lined black early emblem (Gra) £101.96
372-138 Class 54-6-0 45206 BR Lined Black Early Emblem (Gra) REDUCED £110.46
25-007-012D Class 57xx Pannier 0-6-0 5764 Great Western green - DCC Fitted (Dap) £92
25-007-013D Class 57xx Pannier 0-6-0 9744 British Railways green - DCC fitted (Dap) £88



372-030 Class 4073 Castle 4-6-0 5044 'Earl of Dunraven' in GWR lined green (Gra) £118.96
372-080 Class 4F 0-6-0 43024 BR Black late crest & Fowler tender (Gra) £93.46
372-653 Class 4MT Standard 2-6-0 76079 in BR lined black early emblem (as preserved) (Gra) £110.46
372-635 Class 4MT Standard 2-6-0 80027 BR lined black early emblem (Gra) £101.96
372-138 Class 54-6-0 45206 BR Lined Black Early Emblem (Gra) REDUCED £110.46
25-007-012D Class 57xx Pannier 0-6-0 5764 Great Western green - DCC Fitted (Dap) £92
25-007-013D Class 57xx Pannier 0-6-0 9744 British Railways green - DCC fitted (Dap) £88



372-138 Class 5MT Black Five 4-6-0 5190 in LMS Black (Gra) (RRP £129.95) BARGAIN £76



371-987 Class 64xx 0-6-0 Pannier Tank 6412 in BR Lined Green late crest (Gra) £80.71
371-986 Class 64xx 0-6-0 Pannier Tank 6417 BR Black early emblem (Gra) £80.71
25-017-002D Class 7MT Britannia 4-6-2 70009 'Alfred the Great' in BR green late crest. DCC Fitted (Dap) £119



371-987 Class 64xx 0-6-0 Pannier Tank 6412 in BR Lined Green late crest (Gra) £80.71
371-986 Class 64xx 0-6-0 Pannier Tank 6417 BR Black early emblem (Gra) £80.71
25-017-002D Class 7MT Britannia 4-6-2 70009 'Alfred the Great' in BR green late crest. DCC Fitted (Dap) £119

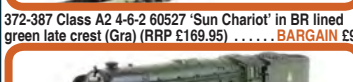
371-987 Class 64xx 0-6-0 Pannier Tank 6412 in BR Lined Green late crest (Gra) £80.71
371-986 Class 64xx 0-6-0 Pannier Tank 6417 BR Black early emblem (Gra) £80.71
25-017-002D Class 7MT Britannia 4-6-2 70009 'Alfred the Great' in BR green late crest. DCC Fitted (Dap) £119



372-385 Class A2 4-6-2 525 'A H Peppercorn' LNER Apple green (Gra) (RRP £169.95) BARGAIN £94



372-387 Class A2 4-6-2 60527 'Sun Chariot' in BR lined green late crest (Gra) (RRP £169.95) BARGAIN £94



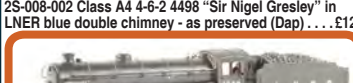
25-008-012B Class A4 4-6-2 4487 'Sea Eagle' in LNER garter blue valances - DCC Fitted (Dap) £150.57



372-386 Class A2 4-6-2 60537 'Bachelors Button' BR Brunswick green early emblem (Gra) (RRP £169.95) BARGAIN £94



25-008-012B Class A4 4-6-2 4487 'Sea Eagle' in LNER garter blue valances - DCC Fitted (Dap) £150.57



25-008-002 Class A4 4-6-2 4498 'Sir Nigel Gresley' in LNER blue double chimney - as preserved (Dap) £122



372-079 Class B1 4-6-0 1040 'Roedder' in LNER lined black (Gra) (RRP £129.95) BARGAIN £84



372-932 Class N 2-6-0 31811 in BR black late crest (Gra) £106.21
25-002-004D Class V Schools 4-4-0 910 'Merchant Taylors' in Southern Railway olive green - DCC fitted (Dap) £142.50

Train packs

370-430 'Capital Connection' Network SouthEast train pack (Gra) £178.46
25-011-001 Class A1 4-6-2 4472 'Flying Scotsman' in LNER apple green four Gresley teak coaches - light bars fitted (Dap) £198.90



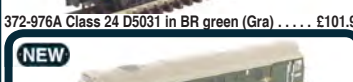
370-400 Longmoor Military Railway Train Pack WD Austerity 2-8-0 No.400 'Sir Guy Williams' & 3 x Mk1 suburban brake end coaches in LMR blue (Gra) (RRP £139.95) BARGAIN £99

Diesel locos

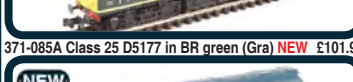
371-051C Class 04 Shunter D2295 BR Blue Wasp Stripes (Gra) (RRP £94.95) BARGAIN £59
371-035 Class 20 Twin Pack 20904 'Nancy' & 20906 Hunslet-Barclay Livery (Gra) £178.08



371-051C Class 04 Shunter D2295 BR Blue Wasp Stripes (Gra) (RRP £94.95) BARGAIN £59
371-035 Class 20 Twin Pack 20904 'Nancy' & 20906 Hunslet-Barclay Livery (Gra) £178.08



372-976A Class 24 D5031 in BR green (Gra) £101.96



371-085A Class 25 D5177 in BR green (Gra) NEW £101.96



371-087A Class 25/2 25225 in BR blue (Gra) NEW £101.96
2D-001-001 Class 33/0 D6571 in BR green no yellow panel (Dap) £108.82



2D-018-009 Class 35 'Hymek' D7007 in BR blue small yellow panels (Dap) NEW £98.29
2D-018-009D Class 35 'Hymek' D7007 in BR blue small yellow panels - DCC fitted (Dap) NEW £120.05



2D-018-009D Class 35 'Hymek' D7007 in BR blue small yellow panels - DCC fitted (Dap) NEW £120.05



2D-018-010 Class 35 'Hymek' D7036 in BR blue small yellow panels (Dap) NEW £98.29
2D-018-010D Class 35 'Hymek' D7036 in BR blue small yellow panels - DCC fitted (Dap) NEW £120.05




371-456 Class 37/0 37133 in Engineers Dutch Livery (Gra) (RRP £121.95) BARGAIN £72



371-170 Class 37/4 37422 'Robert F. Fairlie' in Regional Railways (Gra) £103.66
371-168 Class 37/5 37506 Railfreight Red Stripe Livery (Gra) £89.21



371-605 Class 42 Warship 810 'Cockade' in BR Blue - weathered (Gra) (RRP £124.95) BARGAIN £72



372-243 Class 47/7 47701 'Saint Andrew' in BR Blue (Gra) (RRP £124.95) BARGAIN £79



2D-010-005D Class 67 67010 in Caledonian Sleeper blue - DCC fitted (Dap) £126.42

DMUs



371-504 Class 101 2-car DMU in BR green small yellow panel (Gra) £144.46

EMUs



371-702 Class 350/1 Desiro 4 Car EMU 350 101 in London Midland (Gra) (RRP £169.95) BARGAIN £89



371-701 Class 350/2 Desiro 4-car EMU 350 238 in London Midland (Gra) (RRP £169.95) BARGAIN £89

Train sets - analogue



370-130 'The Night Mail' train set Class 47 and Mk1 post coaches (Gra) £169.96



GMKS006 Class 373 Eurostar starter train set - oval of Kato track (Gau) £185

Coaches

374-131A BR Mark 1 GUV in BR green (Gra) NEW £25.46
374-135 BR Mk1 GUV Satlink (Gra) NEW £26.31



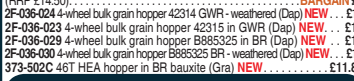
374-131A BR Mark 1 GUV in BR green (Gra) NEW £25.46
374-135 BR Mk1 GUV Satlink (Gra) NEW £26.31



374-710A BR Mk2A TSO Tourist Second Open in blue & grey (Gra) £25.46
374-017 Mk1 TSO second open in Regional Railways (Gra) £25.46

Wagons

377-254A 16 Ton Steel Mineral Wagon in BR grey - weathered (Gra) (RRP £15.95) BARGAIN £10
377-225D 16 Ton Steel Mineral Wagon With Top Flap Doors BR Grey (Gra) (RRP £14.50) BARGAIN £9
2F-036-024 4-wheel bulk grain hopper 42314 GWR - weathered (Dap) NEW £14
2F-036-023 4-wheel bulk grain hopper 42315 in GWR (Dap) NEW £13
2F-036-028 4-wheel bulk grain hopper B885325 in BR (Dap) NEW £13
2F-036-030 4-wheel bulk grain hopper B885325 BR - weathered (Dap) NEW £14
373-502C 46T HEA hopper in BR bauxite (Gra) NEW £11.86



377-254A 16 Ton Steel Mineral Wagon in BR grey - weathered (Gra) (RRP £15.95) BARGAIN £10
377-225D 16 Ton Steel Mineral Wagon With Top Flap Doors BR Grey (Gra) (RRP £14.50) BARGAIN £9
2F-036-024 4-wheel bulk grain hopper 42314 GWR - weathered (Dap) NEW £14
2F-036-023 4-wheel bulk grain hopper 42315 in GWR (Dap) NEW £13
2F-036-028 4-wheel bulk grain hopper B885325 in BR (Dap) NEW £13
2F-036-030 4-wheel bulk grain hopper B885325 BR - weathered (Dap) NEW £14
373-502C 46T HEA hopper in BR bauxite (Gra) NEW £11.86



373-507A 46T HEA hopper in BR Railfreight red and grey (Gra) NEW £11.86
373-575B 46T POA mineral wagon in Tiger grey (Gra) NEW £16.11
373-576B 46T POA mineral wagon in Tiger - weathered (Gra) NEW £16.11
2F-071-038 7-plank open wagon 'War Department Naval Stores' (Dap) NEW £9
2F-071-039 7-plank open wagon 'War Department Naval Stores' - weathered (Dap) NEW £10
377-100B 90T GLW bogie hopper in RMC - weathered (Gra)

Want it DCC fitted?

www.hattons.co.uk/dccfitting

for more details

Spares

SL-311 Insulated Rail Joiners/Fishplates for N & O09 gauge (12 per pack) (Pec) £1.75
 SL-310 Rail Joiners/Fishplates for N & O09 gauge (24 per pack) (Pec) £2

Buildings - general

42-297 Low Relief Cooling Tower (105x210x280mm) (Gra) £59.46
 PN830 Pack of four market stalls - laser cut kit (Met) **NEW** £5.50
 PN810 Pack of four picnic tables - laser cut kit (Met) **NEW** £5.50

Track - Code 80 Setrack

ST-11 Double straight track (Pec) £1.50
 ST-15 No.2 radius double curve (Pec) £1.50
 ST-6 Setrack left hand point insulfrog (Pec) £8.50
 ST-5 Setrack right hand point insulfrog (Pec) £8.50



ST-300 Starter Track Set (Pec) £46
Track - Code 80 Streamline



SL-300 Pack of 25 1 yard (91.5cm) length of Wooden-Sleeper Nickel Silver Flexible track (Pec) £64
 SL-300 Single (Pec) £3
 SL-E396 Left hand medium point electrofrog (Pec) £9
 SL-396 Left hand medium point insulfrog (Pec) £9.50
 SL-E395 Right hand medium point electrofrog (Pec) £9
 SL-395 Right hand medium point insulfrog (Pec) £9.50

Track - Code 55 Finescale




SL-300F Pack of 30 1 yard (91.5cm) length of Finescale Nickel Silver flexible Wooden Sleeper track (Pec) £84
 SL-300F Single (Pec) £3
 SL-E399F 3-way finescale turnout (Pec) £28
 SL-E387F Finescale curved double radius left hand point electrofrog (Pec) £11
 SL-E386F Finescale curved double radius right hand point electrofrog (Pec) £11



SL-E390F Finescale double slip electrofrog (Pec) £35



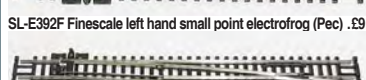
SL-E389F Finescale left hand large point electrofrog (Pec) £11



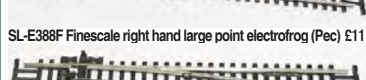
SL-E396F Finescale left hand medium point electrofrog (Pec) £10



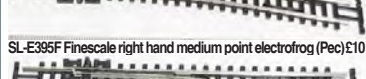
SL-E392F Finescale left hand small point electrofrog (Pec) £9



SL-E388F Finescale right hand large point electrofrog (Pec) £11



SL-E395F Finescale right hand medium point electrofrog (Pec) £10



SL-E391F Finescale right hand small point electrofrog (Pec) £9



SL-E383F Finescale scissors crossover electrofrog (Pec) £61

Buses



NMR004CC New Routemaster London United/Coca Cola (Oxf) **NEW** £7.50

Commercial vehicles

NFG007 Foden FG 8 Wheel Flatbed Blue Circle (Oxf) **NEW** £5
 NFG012 Foden FG Oval Tanker Isherwoods (Oxf) **NEW** £5
 NFG008 Foden FG Round Tanker John Houston (Oxf) **NEW** £5

O Gauge (1:43 Scale)

Steam locos



7S-010-010 Class A1X Terrier 0-6-0T W9 'Fishbourne' in Southern Railway green (Dap) £191.25

7S-010-010D Class A1X Terrier 0-6-0T W9 'Fishbourne' in Southern Railway green - DCC Sound Fitted (Dap) £340



7S-010-011 Class A1X Terrier 0-6-0T 32636 in BR black late crest (Dap) £191.25



7S-010-009 Class A1X Terrier 0-6-0T 643 'Gipsyhill' in LB&SCR marsh umber brown (Dap) £191.25

Diesel locos



7D-008-002 Class 08 shunter D3045 in BR blue wasp stripes (Dap) £199.95



2551 Class 25/1 in BR green small yellow warning panels (unnumbered) (Hel) £470
 8000 Class 60 diesel in Railfreight triple grey (Supplied un-numbered separate waterside numbers, sector emblems and, a selection of nameplates.) (Hel) £499

Wagons

7F-059-002 14-ton Type B tank wagon in Esso black (Dap) £42.46

Man-made scenic structure - railway-related

47-567 Coolant Trolley (Bac) **NEW** £10.15
 47-042 Pack of four Lifting Jacks (Bac) **NEW** £22.91
 47-560 Pack of four inside cabinets (Bac) **NEW** £8.50
 47-539 Pack of two Platform tractor units (Bac) **NEW** £13.56



47-502 Station Modernisation detailing pack (Bac) **NEW** £16.96

47-548 Station signage set (Bac) **NEW** £6.80

People - civil

47-411 Pair of 1970s station staff - Pack A (Bac) **NEW** £9.50
 47-412 Pair of 1970s station staff - Pack B (Bac) **NEW** £9.50
 47-401 Pair of lineside track workers - Pack A (Bac) **NEW** £9.50
 47-402 Pair of lineside track workers - Pack B (Bac) **NEW** £9.50
 47-403 Pair of lineside track workers - Pack C (Bac) **NEW** £9.50
 47-404 Pair of sitting passengers - Pack A (Bac) **NEW** £9.50
 47-405 Pair of sitting passengers - Pack B (Bac) **NEW** £9.50
 47-406 Pair of sitting passengers - Pack C (Bac) **NEW** £9.50
 47-408 Pair of standing passengers - Pack A (Bac) **NEW** £9.50
 47-409 Pair of standing passengers - Pack B (Bac) **NEW** £9.50
 47-410 Pair of standing passengers - Pack C (Bac) **NEW** £9.50
 47-407 Policeman and policewoman (Bac) **NEW** £9.50

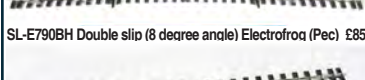
Track - Code 124 Bullhead Streamline



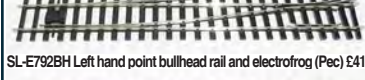
SL-700BH Box of 12 1 Yard O Gauge Flexible Nickel Silver Track (Bullhead Nickel Silver Rail) (Pec) £75
 SL-700BH Single (Pec) £6.50



SL-E790BH Double slip (8 degree angle) Electrofrog (Pec) £85

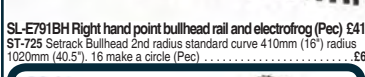


SL-E792BH Left hand point bullhead rail and electrofrog (Pec) £41



SL-E791BH Right hand point bullhead rail and electrofrog (Pec) £41

ST-725 Setrack Bullhead 2nd radius standard curve 410mm (16") radius 1020mm (40.5") 16 make a circle (Pec) £6



ST-U751 Setrack second radius Unifrog left hand point (Pec) **NEW** £43



ST-U750 Setrack second radius Unifrog right hand point (Pec) **NEW** £43

Cars

43AMV001 Aston Martin V12 Vantage S Volcano Red (Oxf) **NEW** £20
 43EMP001 Rolls Royce Silver Cloud/Hooper Empress Brown/Cream (Oxf) £21



43RSD001 Rolls Royce Silver Dawn/Std Steel Maroon/Black (Oxf) **NEW** £21

Military ground vehicles

43LRL003 Land Rover 1/2 Ton Lightweight RAF (Red Arrows) (Oxf) **NEW** £14

G Scale

Train sets - analogue

90068 Thomas Annie & Clarabel train set (loco moving eyes & Steel Track) Thomas the Tank range (Bac) £249

Analogue controllers



10LGB Single Track Cased Controller for G Scale (Gau) £79

Any or Multiple Scales

Analogue controllers



COMBI Combi 12v 1Amp Single Track Controller Transformer (Gau) £30

P9300 Digital 15V 4A Multi-purpose Transformer (Hor) £37

D5 Double power controller brake simulator (Gau) £130



D Double/Twin track power controller (Gau) £69



Q Quadruple 4 circuit power controller (Gau) £140

Analogue point control

CDU Capacitor Discharge Unit (Gau) £11

PLS-100 SmartSwitch Set for 4 servo control & operation, switches, control board & digital readout for Analogue operation (Pec) £57


DCC decoders



DCR-21PIN-Direct Box of 10 21-pin 4-function 1.1Amp direct plug decoder back EMF (Hat) £110

DCR-21PIN-Direct Single (Hat) £12

DCR-21PIN-Direct Box of 5 (Hat) £57



36-557 Pack of 5 21-pin E-Z Command 4-function 1A decoder back EMF (Bac) (RRP £92.50) **BARGAIN** £70

36-557 Single (Bac) £15.73

X9659 4-pin DCC decoder for Sentinels and Peckett locos (Hor) £12



36-568 6 pin DCC decoder Back EMF and Railcom (Bac) £24.60



DCC23 6-pin 2-function 1A (2A peak) decoder (suitable for N gauge) (Gau) £24

8PDC27 6 & 21-pin 4-function 1A (1.6A peak) small OMNI decoder (measures 23x x 27x x 10d mm) x 5 (Gau) £71



DCR-8PIN-Harness Box of 10 8-pin (harness) 4-function 1.1Amp decoder back EMF (Hat) £94

DCR-8PIN-Harness Single (Hat) £10

DCR-8PIN-Harness Box of 5 (Hat) £48

36-553 8-pin 3-function 0.75A decoder back EMF (Bac) £15.50



R8249 Box of 6 8-pin 4-function 2-sided 0.5A (1A peak) decoder (Hor) £92

R8249 Single (Hor) £16



DCR-8PIN-Direct Box of 10 8-pin compact direct 4-function 1.1Amp decoder back EMF (Hat) £105

DCR-8PIN-Direct Single (Hat) £13

DCR-8PIN-Direct Box of 5 (Hat) £59

DC28 OMNI 6 Pin Decoder Harness (Gau) £17.50

DCC controllers



36-504RC Dynamis Ultima@DCC System Trial copy RailController Software (Bac) £240



524-042 NCE Power Cab 2 Amp DCC controller (NCE) £140



DCC04 Prodigy "Advance 2" Wireless starter DCC controller package (Gau) £369



DCC01 Prodigy Express Package. Can be extended the DCC13 Walkaround or DCC51 Wireless (Gau) £129

DCC51 Prodigy Wireless Conversion Set (Gau) £200

524-037 SB5 Smart Booster Entry level 5A DCC system for use Power Cab controller (NCE) £150

DCC accessories

BPDC80 Pack of three DCC autofrog polarity reversal switches - for electrofrog points (Gau) £14

BPPM20 Pack of five Surface mounted seep point motors (Gau) £36

PL-10E Point Motor (Switch Machine) (Pec) £5

PL-10 Bag of 6 (Pec) £34

Point motors

PL-10E Bag of 6 Point Motor Extended Pin (use PL-9) (Pec) £34

PL-10E Single (Pec) £5

PM-2 Seep point motor (Gau) £3.50



PM-1 Seep point motor accessory switch (Gau) £4.50



PL-11 Side/surface mounted point motor (Pec) £7.50



HAT-PM-01 Pack of 6 Solenoid point motor including pin extension and 2-way arm for use points and signals. Exclusive to Hatton's (Hat) £35

HAT-PM-01 Single (Hat) £6.50

Switches & Levers

PL-13 Accessory Switch for fitting to turnout motor PL10 (Pec) £3

PL-26B Passing Contact Switch - Black Lever (Pec) £5.50

Lighting equipment

WJP5700 Lights and Hub set - Just Plug lighting system (Woo) £15.50

Spares

TT4550 Tidy Track Rail Tracker Cleaning Kit (Woo) £25

Track underlay

JCS18L Cork Sheet - 1/8" Thick - 24" x 36" (Jav) £9



SELL YOUR SECONDHAND LOCOS & ROLLING STOCK FOR CASH

• Trade in with Hatton's for immediate payment on the day that we receive your goods! •

Get cash for your items in just four easy steps...



“An excellent service everytime without fault. I honestly cannot think of anything which could be improved.”

Mr A Manning, Ipswich

“Excellent service, fair offer. I will not hesitate to use their service again and recommend it. Thank you.”

Mr P Shaddock, Portsmouth

“Very simple to trade-in. Beforehand I had thoughts of problems with couriers and the like, but all very easy.”

Mr D Spottiswoode, Kilmarnock

ALL brands purchased including:



Sell yours today at www.hattons.co.uk/preowned

Call us on 0151 305 1755 or email preowned@hattons.co.uk

17 Montague Road, Widnes WA8 8FZ

Phone opening times: Mon to Sun 9am-5pm.

KS Laser Designs Ltd

All our kits are Laser Cut in England from MDF, PLY, acrylic and card detailing

www.kslaserdesigns.com

Kevin: 07866073194

Stephen: 07958372872

Cable Drums: OO & O Gauge

KS51-01-03	O	5ft Cable Drums + Stand	£6.75
KS51-02-02	OO	7ft Cable Drums + Stand	£5.55

Platforms and Pits: N OO & O Gauge

KS19-01-03	O	Inspection Pit	£16.75
KS25-01-01	N	Stabling Platform	£6.00
KS25-01-02	OO	Stabling Platform	£5.00
KS25-02-03	O	DMU/Carriage Stabling	£10.75
KS25-03-02	OO	Station Platform End 50mm	£3.50
KS25-04-02	OO	Station Platform 50mm	£6.50
KS25-05-02	OO	Station Platform End 75mm	£4.50
KS25-06-02	OO	Station Platform 75mm	£7.50

Fencing: OO & O Gauge

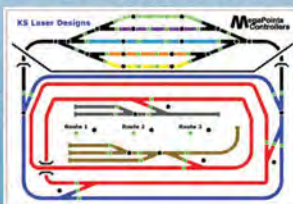
KS32-01-02	OO	Security Fencing	£9.00
KS32-01-03	O	Security Fencing	£10.50
KS33-01-02	OO	Security Double Gates	£2.50
KS33-01-03	O	Security Double Gates	£8.00
KS33-02-03	O	Single Personnel Gate	£2.50



Mimic Control Panels and Boxes Made To Order

Working with

MegaPoints Controllers



Building Kits: N OO & O Gauge

KIT04-01-02	OO	Pitched Roof Goods Shed	£30.00
KIT05-01-02	OO	Pitched Roof Engine Shed	£30.00
KIT05-02-01	N	Pitched Roof Engine Shed	£30.00
KIT01-01-L	N	North Light Goods Shed	£15.00
KS29-01-03	O	12ft x 8ft Shed	£9.40
KS29-03-03	O	Wooden Café	£12.00
KS29-10-03	O	Platelayers Hut	£12.00
KS36-02-01	N	3 Bay bus Depot	£6.00
KS36-03-01	N	3 Bay Engine Shed	£6.00
KS36-03-02	OO	3 Bay Engine Shed	£15.00
KS70-01-02	OO	Fire Station Training Tower	£6.00
KS70-02-02	OO	Small Fire Station	£30.00

Walls, Support and Arched: OO & O Gauge

KIT02-01-02	OO	Support Wall	£9.75
KIT06-01-03R	O	North Light Low Relief	£19.80
KS26-05-02	OO	Low Relief Arches with Door	£12.50
KS26-01-03	O	Single Low Relief Arch	£13.50
KS27-01-02L	OO	5ft Brick Wall	£3.85
KS27-01-03	O	8ft Brick Wall	£11.00
KS27-02-03	O	5ft Brick Wall	£9.50

Bridge Kits: N, OO & O Gauge

KS44-02-01	N	Swanage Triple Lane Bridge	£25.00
KS44-03-02	OO	Triple Lane Bridge	£36.00
KS44-05-03	O	Double Brick Bridge	£75.00

MegaPoints Controllers

Awesome mimic panel control system

Have us *design and build* your *mimic panel* for you. Professionally cut and *expertly assembled*. We take care of all the details, *one supplier for everything*. Available with or without enclosure (*flat or angled options*). Use our LEDs and buttons (*preferred*) or your own.

Plug and play wiring - *absolutely no soldering*, just plug in cables. Easy, *detachable wipe clean panel*, nothing attaches directly to fascia. Only power and a signal cable connect the whole enclosure to your layout. Feedback data *displays block occupancy* and *points position*, built right in. *Works with analogue (DC) and digital (DCC)* - at the same time! Use to drive traditional *solenoid motors*, *stall motors*, *servos* or *relays*.

Kato points option coming soon.

Extensive *how-to video library* shows you how. Telephone and email support for *advice and guidance*.

Our website has *many examples of our work*. Maximum single panel size 600mm x 350mm (*multiple panels snap together*).




Multiple enclosure styles

No soldering!
Plug-n-play
panel wiring.



Locating holes for LEDs and buttons clearly marked.



LEDs push into rear panel.



Buttons attach from the rear, held with screws (supplied).

Website & details: megapointscontrollers.com

MegaPoints Controllers
Waverley, Warrington Road,
Cuddington, Cheshire, CW8 2LW
Tel: 07846 409320
Email: info@megapointscontrollers.com

Opening Hours

10am - 5pm
Tuesday to Saturday
Closed Bank Holidays



Model Railways Direct Ltd

Retail Unit 2,
Phoenix Way
Portishead,
Bristol, BS20 7GP

Tel 01275 774 224

sales@modelrailwaysdirect.co.uk



MODEL RAILWAYS DIRECT


www.modelrailwaysdirect.co.uk

ANY SCALE



Fine Ballast £4.21 £4.95

WB70 Fine Ballast Iron Ore
WB71 Fine Ballast Dark Brown
WB72 Fine Ballast Brown
WB73 Fine Ballast Buff
WB74 Fine Ballast Light Grey
WB75 Fine Ballast Grey
WB76 Fine Ballast Cinders



Medium Ballast £4.21 £4.95

WB77 Medium Ballast Iron Ore
WB78 Medium Ballast Dark Brown
WB79 Medium Ballast Brown
WB80 Medium Ballast Buff
WB81 Medium Ballast Light Grey
WB82 Medium Ballast Grey
WB83 Medium Ballast Cinders
WB94 Medium Ballast Grey Blend £8.75




Coarse Ballast £4.21 £4.95

WB84 Coarse Ballast Iron Ore
WB85 Coarse Ballast Dark Brown
WB86 Coarse Ballast Brown
WB87 Coarse Ballast Buff
WB88 Coarse Ballast Light Grey
WB89 Coarse Ballast Grey
WB90 Coarse Ballast Cinders



Earth Colours Undercoat £7.44 £8.75
WC1228 Liquid Pigment Undercoat Green
WC1229 Liquid Pigment Undercoat Earth




Earth Colours £5.95 £7.00

WC1216 Liquid Pigment White
WC1217 Liquid Pigment Concrete
WC1218 Liquid Pigment Stone Grey
WC1219 Liquid Pigment Slate Grey
WC1220 Liquid Pigment Black
WC1221 Liquid Pigment Raw Umber
WC1222 Liquid Pigment Burnt Umber
WC1223 Liquid Pigment Yellow Ochre



Coal £3.83 £4.50

WB92 Coal Mine Run
WB93 Coal Lump



Fine Turf £2.98 £3.50

WT41 Fine Turf Soil
WT42 Fine Turf Earth
WT43 Fine Turf Yellow Grass
WT44 Fine Turf Burnt Grass
WT45 Fine Turf Green Grass
WT46 Fine Turf Weeds




Coarse Turf £2.98 £3.50

WT60 Coarse Turf Earth
WT61 Coarse Turf Yellow Grass
WT62 Coarse Turf Burnt Grass
WT63 Coarse Turf Light Green
WT64 Coarse Turf Medium Green
WT65 Coarse Turf Dark Green




Blended Turf £5.95 £7.00

WT49 Blended Turf Green Blend
WT50 Blended Turf Earth Blend



Underbrush £4.47 £5.25

WFC134 Underbrush Olive Green
WFC135 Underbrush Light Green
WFC136 Underbrush Medium Green
WFC137 Underbrush Dark Green
WFC138 Underbrush Forest Green
WFC139 Underbrush Forest Blend




Bushes £4.47 £5.25

WFC144 Bushes Olive Green
WFC145 Bushes Light Green
WFC146 Bushes Medium Green
WFC147 Bushes Dark Green
WFC148 Bushes Forest Green
WFC149 Bushes Forest Blend




Clump Foliage £5.95 £7.00

WFC682 Clump Foliage Light Green
WFC683 Clump Foliage Medium Green
WFC684 Clump Foliage Dark Green




Foliage £4.47 £5.25

WF51 Foliage Light Green
WF52 Foliage Medium Green
WF53 Foliage Dark Green
WF54 Foliage Conifer Green
WF55 Foliage Early Fall Mix
WF56 Foliage Late Fall Mix




Foliage Clusters £8.08 £9.50

WFC57 Foliage Clusters Light Green
WFC58 Foliage Clusters Medium Green
WFC59 Foliage Clusters Dark Green




Fine Leaf Foliage £14.67 £17.25

WFI130 Fine Leaf Foliage Dark Green
WFI131 Fine Leaf Foliage Medium Green
WFI132 Fine Leaf Foliage Light Green
WFI133 Fine Leaf Foliage Olive Green
WFI134 Fine Leaf Foliage Dead Foliage
WFI135 Fine Leaf Foliage Fall Mix



Tree Armatures £12.54 £14.75

WTR1120 Deciduous Trees 3/4" to 2"
WTR1121 Deciduous Trees 2" to 3"
WTR1122 Deciduous Trees 3" to 5"
WTR1123 Deciduous Trees 5" to 7"
WTR1124 Pine Trees 2.5" to 4"
WTR1125 Pine Trees 4" to 6"



Realistic Tree Kits £11.69 £13.75

WTR1111 Deciduous 3/4" to 3" Med Green
WTR1112 Deciduous 3" to 7" Med Green
WTR1113 Pine 2 1/2" to 6" Forest Green




Earth Colour Kit £14.67 £17.25

WC1215 Earth Colour Kit




Water

WC1206 E-Z Water £11.69 £13.75
WC1211 Realistic Water £18.92 £22.25
WC1212 Water Effects £13.18 £15.50




Lichen £8.93 £10.50

WL161 Lichen Spring Green
WL162 Lichen Light Green
WL163 Lichen Medium Green
WL164 Lichen Dark Green
WL165 Lichen Autumn Mix
WL166 Lichen Natural



Field Grass £3.83 £4.50

WFG171 Field Grass Natural Straw
WFG172 Field Grass Harvest Gold
WFG173 Field Grass Light Green
WFG174 Field Grass Medium Green




Flowering Foliage £3.83 £4.50

WF176 Flowering Foliage Yellow
WF177 Flowering Foliage Purple



Adhesives & Accessories

WS190 Scenic Glue £6.59 £7.75
WS191 Scenic Cement £7.44 £8.75
WS192 Scenic Sprayer £3.83 £4.50
WS194 Canister Shaker £3.83 £4.50
WS195 Hob-e-Tac Adhesive £5.32 £6.25



WC1203 Plaster Cloth £8.93 £10.50

EXPORTS
VAT
FREE

FOR DELIVERIES OUTSIDE THE EU
WE WILL AUTOMATICALLY DEDUCT
VAT (20%) AND CALCULATE POSTAGE
CHARGES AT CHECKOUT.

Prices valid for 28 days from magazine publication date and are valid for pre-orders made on or before this date, all items are subject to availability. All items are in stock or on order at time of producing advertisement, payment (except PayPal) will not be taken until items are dispatched. We regret that we are not able to accept cheques. Prices shown include VAT at 20%. Errors excepted.



UK POSTAGE £3.99 FAST, SECURE DELIVERY

Next Day delivery £7.95. Highlands, Islands are subject to a surcharge for large items and parcels over 1.8kg. Some oversize items may have to be shipped by courier. Postage charges are per shipment.

*Free UK Delivery excludes some areas including NI, Highlands & Islands



LIVE
STOCK
INFO

MINI KITS



00 GWR BENCHES
00 CODE PO501 - £5.75



00 PLATFORM BENCHES
00 CODE PO502 - £5.75



00 PARK BENCHES
00 CODE PO503 - £5.50



PICNIC TABLES
00 CODE PO510 - £5.50
N CODE PN810 - £5.50

00 SHOW JUMPS
00 CODE PO511 - £5.50



MARKET STALLS
00 CODE PO530 - £6.50
N CODE PN830 - £5.50



00 STATION CLOCKS
00 CODE PO515 - £5.50



PLATFORM KIOSK
00 CODE PO517 - £5.75
N CODE PN817 - £5.50

MAKE GLUING EASY!

ULTRA FINE TIP GLUE
APPLICATORS
CODE MT907 - **£3.75**

Please note: glue not
included.

HIGH STREET



**00 LOW-RELIEF TIMBER
FRAMED SHOP FRONT**



**N LOW-RELIEF TIMBER
FRAMED SHOP FRONTS**



LOW-RELIEF BANK AND SHOP
00 CODE PO271 - £11.50



LOW-RELIEF CINEMA
00 CODE PO206 - £9.20
N CODE PN170 - £6.50

LOW-RELIEF TIMBER FRAMED SHOP FRONTS

PLEASE NOTE: N VERSION
(ABOVE) CONTAINS TWO
BUILDINGS. 00 VERSION (LEFT)
CONTAINS ONE BUILDING.

00 CODE PO421 - £8.00
N CODE PN190 - £8.50



LOW-RELIEF PUB & SHOPS
00 CODE PO205 - £9.20



**00 LOW-RELIEF
DEPARTMENT STORE**
00 CODE PO279 - £13.99



**N LOW-RELIEF
DEPARTMENT STORE**
N CODE PN179 - £11.99


MAINLINE



MAINLINE BOOKING HALL
00 CODE PO320 - £22.99
N CODE PN920 - £20.00



00/N FOOTBRIDGE
00 CODE PO236 - £10.35
N CODE PN136 - £9.50



00/N STONE PLATFORM
00 CODE PO235 - £11.99
N CODE PN135 - £8.25



**PARCEL OFFICE & WAITING
ROOM**
00 CODE PO321 - £21.00
N CODE PN921 - £15.00



**00 ISLAND PLATFORM
BUILDING**
CODE PO322 - £19.99



PLATFORM CANOPY
00 CODE PO340 - £14.99
N CODE PN940 - £16.50



WALL BACKED CANOPY
00 CODE PO341 - £15.99
N CODE PN941 - £10.50

COMING SOON:

N PLATFORM BUILDING
CODE PN921

N VILLAGE SCHOOL
CODE PN153

PLEASE NOTE: SOME N-SCALE KITS MAY VARY FROM THE 00 VERSIONS SHOWN

METCALFE

Card Construction Kits

SHOP ONLINE NOW: WWW.METCALFEMODELS.COM

METCALFE MODELS & TOYS LTD, BELL BUSK, SKIPTON, N. YORKS, BD23 4DU | T: 01729 830072

POSTAGE: £2.50 FOR ORDERS UP TO £19.99 | £4.50 THEREAFTER

TRADE ORDERS WELCOME: TRADEACCOUNT@METCALFEMODELS.COM



COUNTRY



00/N PARISH CHURCH
00 CODE PO226 - £15.99
NEW: N CODE PN926 - £10.99



00/N MANOR FARM HOUSE
00 CODE PO250 - £9.50
N CODE PN150 - £8.25



00 MANOR FARM BARN
CODE PO251 - £9.50



00 MANOR FARM BUILDINGS
CODE PO252 - £10.50



COACHING INN
00 CODE PO228 - £9.50
N CODE PN128 - £10.00



VILLAGE SCHOOL
00 CODE PO253 - £9.99
N CODE PN153 - COMING SOON



VILLAGE SHOP & CAFE
00 CODE PO254 - £11.50
N CODE PN154 - £8.99



00/N WORKERS COTTAGES
00 CODE PO255 - £11.50
N CODE PN155 - £9.99

NEW KITS



N PARCEL OFFICE & WAITING ROOM
N CODE PN921 - £15.00



THE LATEST ADDITIONS TO THE N-SCALE MAINLINE STATION RANGE.
THESE BEAUTIFUL KITS ARE DESIGNED TO STAND ALONGSIDE THE N BOOKING HALL PN920.

THE LONG AWAITED N-SCALE COACHING INN. PERFECT FOR TOWN OR COUNTRY SCENES.



N COACHING INN
N CODE PN128 - £10.00



N WALL BACKED CANOPY
N CODE PN941 - £10.50

See us at Warley 2017!

METCALFE - STAND A12

25th-26th November.

Buy from our selected range plus show offers to be announced.



4D modelshop



For landscaping and scratch building materials

www.modelshop.co.uk

The Arches 120 Leman St London E1 8EU

020 7264 1288

Tower Hill / Aldgate Stations

ANDY LOWE Electronics

All your electronic components at LOWE prices

REPAIRS TO DC CONTROLLERS £35.00

www.andylowelectronics.co.uk

GRAIN OF WHEAT/RICE BULBS with built in

12v resistors in rd, gn, amber, yell, clear
GWB 3mm dia x 10mm, 80ma
120mm insulated leads
GRB 1.8mm dia 30ma

each 1+ 20+

40p 35p
80p 75p



LED'S Black Mounting Clips

LD14 12v LED 3mm, rd, gn, yl
LD32 As above in white
LD15 12v LED 5mm, rd, gn, yl
LD1 1.8mm LED rd, gn, yl, amber
LD31 As above in white

8p each

40p 30p
40p 30p
40p 30p
30p 25p
70p 60p

SNAPLOCK/SPLICE CONNECTORS

For solder free wire connection

Red 0.8mm - 2.0mm 15p each
Blue 1.0mm - 1.5mm 15p each

CTB6 12-way Plug & Socket 6amp £3.95

CTB10 As above, but 10amp £4.95

CTB4 Screw Terminal Block 3amp 80p

CTB5 As above, but 5amp 95p

SPRICAL CABLE WRAP FROM 7.16 RM63

CT6 6mm dia x 10m £2.50

P&P FREE FOR AUGUST

EQUIPMENT WIRE

Cols: rd, yl, bl, bk, wh, gn, pu,
or, gy, pk, br

EW07/0.2 Multistrand wire 1.4amp

7 strands of 0.2mm wire in plastic

sleeving: ideal N & 00

EW07/0.2 as above in bi-colour [striped]

EW16/0.2 Multistrand wire 3amp

16 strands of 0.2mm wire, ideal 0 & 00

EW24/0.2 Multistrand wire 5amp

24 strands of 0.2mm wire, ideal 0 & DCC

EW32/0.2 Multistrand wire 6amp

32 strands of 0.2mm wire,
ideal DCC rd, bk



10m 100m

£1.50 £8.40

£2.00 £15.99

£2.25 £15.95

£2.80 £25.50

£3.50 £34.00

MIN TOGGLE SWITCHES

SP/DP-single/double pole,

ST/DT-single/double throw

CC5 Connectors to fit below

(saves soldering) 8p each

SMT1 on / off SPST

SMT2 on / off SPDT

SMT3 on-off SPDT

SMT4 on/off DPDT

SMT5 on-off-on DPDT

SMT 6 [on]-off-[on] SPDT for points

SMT7 [on]-off-[on] DPDT

Lever covers for identification and grip

Rd,yell,bl,bk,gn,wh,gray



each 1+20+

£1.20 £1.10

£1.20 £1.10

£1.25 £1.15

£1.30 £1.20

£1.40 £1.30

£1.60 £1.50

£1.90 £1.80

18p each

**MODEL RAILWAY
EXHIBITION**
August 19th /20th
Ross-on-Wye

T: 01981 540366

E: andy@andylowelectronics.co.uk

Hillcrest Cottage, Little Birch, Hereford HR2 8AY



Cheq: Andy Lowe P&P: £2.99



**TRACKSIDE
WAY**

00 Scale

4GROUND

TRACKSIDE AND WATERWAYS

DESIGNED &
MADE IN THE
UK

Fully featured laser cut
kits with pre-painted parts
as standard.



www.4groundtrackside.com

HAVE YOU ASKED YOUR LOCAL MODEL SHOP IF THEY STOCK 4GROUND

THE HEREFORD MODEL CENTRE

EMAIL US ON SALES@HEREFORDMODELS.CO.UK
www.herefordmodels.com

SALES LINE
01432 352809

4 COMMERCIAL ROAD, HEREFORD, HEREFORDSHIRE, HR1 2BB
SHOP OPEN MON-SAT 9.00am-5.30pm

NEW RELEASES

R3525	BoB Archibald Sinclair	£131.99
R3394TTS	BR Class 20 Sound	£84.45
R3404	BR Fowler 4P	£99.45
R3583TTS	BR Class 37 Sound	£79.45
R3528	W C & P LR Terrier	£67.45
R3571	50th Ann. Class 50	£134.45
R3572	COLAS Class 60	£139.45
GV2012	NCB Janus	£79.50
OR76DG001	GWR Dean Goods	£88.95

OXFORD / HELJAN / DJM

OR76AR005	Adams East Kent	£84.45
OR76AR006	Adams SR	£84.45
H1300	1361 Photo Grey	£122.45
H1301	1361 GWR s.button	£122.45
H1302	1361 GWR	£122.45
H1303	1361 BR Early	£122.45
H1304	1361 BR Late	£122.45
DJM00J94-SPI	NCB J94	£99.75

HORNBY Steam Locomotives

R2784X	Mallard	£85.00
R3003	B17/6 Barnsley	£116.45
R3003X	B17/6 Barnsley DCC	£121.95
R3004	Serby Hall	£116.45
R3004X	Serby Hall	£133.45
R3017X	BR Patriot	£119.00
R3229	BR British Monarch	£119.25
R3235	D16/3 British Railways	£100.95
R3242A	K1 BR Early	£116.95
R3243B	K1 BR Late	£116.95
R3311	BR Schools	£119.45
R3316	Fowler 2P SDJR	£87.45
R3318	B17/6 BR Gilwell	£116.45
R3325	J50 BR Early	£69.45
R3326	J50 BR Late	£69.45
R3327	SR S15	£123.99
R3328	S15 BR Early	£123.99
R3329	BR Late S15	£123.99
R3333	BR Early Adams Radial	£107.95
R3334	BR Late Adams Radial	£107.95
R3335	LSWR Adams Radial	£107.95
R3356	9F Crosti weathered	£104.45
R3380	J15 LNER	£96.90
R3381	J15 BR Early	£96.90
R3384TTS	King Class BR Late	£164.45
R3395TTS	A4 Mallard	£102.25
R3405	LNER J50	£78.50
R3406	BR Departmental J50	£78.50
R3407	BR J50	£78.50
R3408	GWR King class	£142.25
R3409	BR King class	£142.25
R3411	S.R. S15	£125.95
R3412	S15 Early	£119.45
R3413	S15 Late	£119.45
R3415	J15 BR Early	£99.45
R3416	J15 BR Late	£99.45
R3417	K1 BR Late	£114.45
R3418	K1 BR Early	£114.45
R3419	SR 700 CLASS	£99.45
R3420	BR/L 700 CLASS	£99.45
R3421	BR/E 700 CLASS	£99.45
R3422	Adams SR	£109.45
R3423	Adams BR	£109.45
R3424	LNER Q6	£125.45
R3425	BR EARLY Q6	£125.45
R3426	BR Late Q6	£125.45
R3431	B12 BR Early	£127.95
R3432	B12 BR Late	£127.95
R3445	West Country Camelford	£147.50
R3448	B17 BR	£124.45
R3455	GWR Star Class	£119.45
R3456	N15 BR	£137.45
R3457	SR Class T9	£116.45
R3461	LNER L1	£125.50
R3463	52XX BR	£106.45
R3465	LNER Class N2	£82.95
R3468	BoB 603 Sqn	£144.45
R3496	KELLY & SON 0-4-OT	£26.45

R3499	Hall Class BR Late	£72.45
R3586	BR Schools Class	£75.99
R3454	GWR 'Drysllwyn Castle'	£134.95
R3522	BR A4 'Miles Beevor'	£134.45
R3520	BR Britannia 'Coeur-de-lion'	£144.45

TRAIN PACKS/SETS

R1180	Postal Express	£124.45
R2986	A Date With The Duchy	£179.80
R3059	Tornado Express	£128.45
R3093	Tornado Pullman	£134.95
R3192	Heritage Rail Express	£135.95
R3220	The Tyseley Connection	£179.25
R3299	1945 Going Home	£259.45
R3302	Return from Dunkirk	£229.75
R3397	LMS Suburban Train pack	£220.25
R3401	The Bristolian	£234.45
R3400	Golden Arrow Pack	£244.95
R3402	LNER Queen of Scots Pack	£263.99
30-165	The Thanet Flyer Set	£152.95
30-285	The Midlander	£178.45

HORNBY Diesel Electric Locomotives

R3161B	SR 2 BIL Green	£120.60
R3180	Tarmac Sentinel	£44.95
R3261	Network Class 08	£84.45
R3267XS	Class 60 Transrail w/Sound	£217.75
R3268	Class 67 Arriva	£122.90
R3283	Bagnall Shunter	£25.75
R3290A	BR 2 HAL Green	£113.90
R3340	BR Green 2-Hal	£119.75
R3341A	BR Blue 2 HAL	£115.95
R3346	Class 92 DB Schenker	£70.45
R3353	Sentinel Balfour Beatty	£49.45
R3343	FGW Class 08	£104.45
R3342	BR Class 08	£104.45
R3373	NRM Class 71	£134.95
R3374	BR Blue Class 71	£134.95
R3376	BR Green Class 71	£134.95
R3471	Class 50 NSE	£129.45
R3477	Class 153 Regional Railways	£86.45
R3483	Sentinel Crossley	£51.45
R3484	Class 08 BR Green	£109.45
R3485	Class 08 Laira Blue	£109.45
R3486	Class 66 DB Schenker	£77.45

HORNBY TRACK

R083	Buffer Stop	£1.65
R207	Track Fixing Pins	£2.50
R600	Straight	£1.15
R601	Double Straight	£1.85
R604	Curve 1st Rad.	£1.65
R605	Double Curve 1st Rad.	£2.05
R606	Curve 2nd Rad.	£1.40
R607	Double Curve 2nd Rad.	£1.95
R608	Curve 3rd Rad.	£1.65
R609	Double Curve 3rd Rad.	£2.25
R610	Short Straight	£1.10
R614	LH Diamond Crossing	£9.25
R615	RH Diamond Crossing	£9.25
R617	Uncoupling Ramp	£2.60
R618	Double Isolating Rail	£6.85
R620	Railer Uncoupler	£4.35
R628	Half Curve 3rd Rad.	£1.80
R643	Half Curve 2nd Rad.	£1.20
R8206	Power Track	£5.95
R8072	LH Point	£7.95
R8073	RH Point	£7.95
R8074	LH Curved Point	£12.60
R8075	RH Curved Point	£12.60
R8076	Y Point	£8.95
R8077	LH Express Point	£12.60
R8078	RH Express Point	£12.60

HORNBY Track Accessories

R076	Footbridge	£15.10
R169	Junction Home Signal	£10.35
R170	Junction Distant Signal	£10.35
R171	Single Home Signal	£7.95

R172	Single Distant Signal	£7.95
R189	Single Brick Bridge	£7.95
R406	Colour Light Signal	£19.00
R626	Point Underlay	£4.20
R636	Double Level Crossing	£20.15
R638	Track Underlay	£10.55
R645	Single Level Crossing	£12.45
R657	Girder Bridge	£13.50
R658	Inclined Pier Set	£12.65
R659	High Level Pier Set	£6.95
R660	Elevated Track Side Walls	£18.95
R909	Track Supports	£8.65

HORNBY TRACKSIDE

R460	Straight Platform	£3.45
R462	Large Curve Platform	£3.45
R463	Small Curve Platform	£3.45
R464	Platform Ramp	£3.45
R495	Platform Subway	£3.45
R510	Platform Shelter	£10.95
R514	Platform Canopies	£11.95
R8001	Waiting Room	£17.95
R8003	Water Tower	£13.55
R8004	Engine Shed	£18.35
R8007	Booking Hall	£24.99

HORNBY Control Equipment

R044	Point Switch	£8.45
R046	Two Way Switch	£8.45
R047	On/Off Switch	£8.45
R602	Power Connecting Clip	£1.65
R8014	Point Motor	£6.75
R8015	Point Motor Housing	£3.99

BACHMANN Steam Locomotives

31-014	Class 7F SDJR Black	£125.75
31-015	Class 7F LMS Black	£125.75
31-001	Robinson BR Late Crest	£94.99
31-003	Robinson LNER	£94.99
31-004A	Robinson BR Early	£118.95
31-088	BR Black Earl	£118.95
31-089	GWR Earl	£118.95
31-119	BR 4mt V/crest	£135.95
31-127	Class 3000 BR Early ROD	£118.45
31-128	BR ROD Weathered	£102.45
31-136DC	D11/2	£115.9
31-213DS	Patriot BR Late	£201.45
31-318A	LNER J11	£127.45
31-440	Ivatt 2mt BR Early	£110.45
31-691	BR Early Stanier Mogul	£135.95
31-690	LMS Stanier Mogul	£135.95
31-614	V3 BR Late	£110.45
31-615	V3 BR Early	£110.45
31-465	C Class BR	£93.46
31-626A	3F BR	£71.25
31-782	Thirlestaine Hall BR	£114.70
31-783	Fountains Hall BR	£114.70
31-932DC	BR Compound	£127.75
31-933	BR Compound Late Crest	£112.88
31-980	BR 3MT Green	£110.45
31-981	BR 3MT Black Early	£101.95
32-085	Class 56XX BR	£76.45
32-954	4MT Black BR Early	£87.50
31-528A	A2 Pearl Diver	£144.45
32-227B	LMS 3F Jinty	£72.20
32-235	BR 3F Jinty	£80.70
32-279A	K3 LNER Black	£118.95
32-281	K3 BR Early	£118.95
32-882	Fairburn BR Late	£106.20
31-461A	C Class SR Black	£106.20
31-462A	C Class BR Early	£106.20
31-003A	Robinson LNER	£110.45
31-435	1F BR Early	£81.55
32-178A	LMS Crab	£123.20
32-176	BR Crab	£123.20
31-480	G2 LMS	£101.95
31-481	G2A BR Early weathered	£114.70
31-531	Class A2 Trimbush	£144.45

32-129A	Class 45xx BR Black	£72.20
32-575A	LMS Ivatt 4MT	£114.70
32-353	4MT BR Green	£110.45
32-359A	4MT BR Early	£110.45
32-360A	4MT BR Late	£110.45
31-635A	64xx GWR	£81.55
31-636A	64xx BR Black	£81.55
31-638	64xx BR Green withd	£90.05
35-050	LNWR Coal tank	£101.95
35-051	LMS Coal Tank	£101.95
35-052	BR Early Coal Tank	£101.95

BACHMANN Diesel/Electric Locomotives

31-266	MLV with yellow panel	£62.45
31-268	MLV NSE	£83.26
31-269	MLV Jaffa Cake	£83.26
31-364	Class 03 BR Green withd	£76.95
31-365	Class 03 BR Blue withd	£70.50
31-366	Class 03 BR Green	£70.50
31-575	Windhoff MPV NWR	£108.00
31-677	CL85 BR Blue	£85.99
31-679	Class 85 Electric Blue	£118.95
32-034A	Class 20 BR Grn withd	£97.70
32-044	Class 20 BR Green	£93.45
32-065	Class 43 Zealous	£118.95
32-066	Class 43 Pegasus	£118.95
32-067	Class 43 Royal Oak	£118.95
32-109	Class 08 NSE Eagle	£84.95
32-376A	Class 37 Regional Railways	£123.20
32-377A	Class 37 Large Logo	£117.25
32-389	Class 37 COLAS	£117.25
32-680	Class 45 Blue	£101.95
32-784	Class 37 Mainline	£106.20
32-786	Class 37 EWS	£106.20
32-928	Class 150 Sprinter	£135.95
32-937	Class 150 Centro	£127.45
32-762DS	Virgin Class 57 Hood	£203.95
32-390	Class 37 Petroleum Sector	£101.95
32-992	Wickhams Trolley Yellow	£67.95
32-068	Class 43 BR Maroon	£127.45
32-069	Class 43 BR Green	£127.45
32-993	Wickhams Trolley Yellow	£67.95

0 Gauge Locomotives

7D-008-000D	08 BR Green (Sound)	£345
-------------	---------------------	------

**LARGE RANGE OF
PECO PRODUCTS
ALWAYS IN
STOCK**
See website for details

MAIL ORDER SERVICE

ALL PRICES VALID UNTIL 30.09.17

You must state these prices when ordering

POSTAGE & PACKING RATES PER ORDER:

UK Standard Postage	£3.95p
UK Insured Postage and Packing Rate	£7.10p
UK Courier Transport and Packing Rate	£9.00p
Worldwide at cost. VAT free to non EC.	

****Train Sets/Packs and Controllers/Handsets
Postage charged at cost****

PRICES SUBJECT TO CHANGE WITHOUT NOTICE


*****Please allow 7 days for clearance when paying by cheque*****

PLEASE QUOTE OUR SPECIAL PRICES WHEN YOU VISIT US.

Credit Cards Welcome - Visa, Mastercard, Maestro
Please state expiry date



TRACK BUILDING MATERIALS FROM C & L FINESCALE AND EXACTOSCALE



**Ranges in 4MM OO, EM P4,
and 7MM O Gauge**

For current exhibition listing please check our website.

Office hours 9.30am to 16.00pm Monday to Friday

Telephone **01372 748490**
www.finescale.org.uk

C & L Finescale Track Building Systems Ltd
125 Reaver House, 12 East Street, Epsom KT17 1HX

CR Signals

**N Gauge Locomotives
DCC Sound conversions
Wagon & Coach conversions**



**Lights
Signals**

Trackside

DCC Control

07908-814059

info@ersignals.com

Follow us on Facebook

www.ersignals.com

DCC Supplies

Excellence in model control

E-Mail: info@dccsupplies.com **Website:** www.dccsupplies.com
Telephone: 0845 224 1601 **OR** 01905 621 999

- We take the time to find the product for you.
 - Our own range of innovative products.
 - We stock everything you will need.
 - DCC installations for any gauge.
 - Expert friendly customer support.
 - Informative DCC workshops.
 - Teaching you the facts since 2006.
- Visit us at our shop and try the demo facilities.

Shop Opening Times:

Mon - Wed 10am - 6pm
Thursday 12pm - 6pm
Friday 10am - 5pm
Saturday 10am - 4pm
Visitors Welcome.


Phone Opening Times:

Mon - Thurs 10am - 6pm
Friday 10am - 5pm



The
Complete
Digital
Service

Unit 17A, Top Barn Business Centre, Holt Heath, Worcestershire, WR6 6NH



TRACK LOADS OF FUN

**FOR OPENING TIMES SEE
WEBSITE OR LEAFLETS**

TEL: 01884 855671

www.devonrailwaycentre.co.uk

BICKLEIGH • TIVERTON • DEVON • EX16 8RG

Selling your model railways?

Warwick and Warwick have an expanding requirement for early to modern collections of British and Foreign trains and train sets from large accumulations to items of individual value. Our customer base is increasing dramatically and we need an ever larger supply of quality material to keep pace with demand. The market has never been stronger and if you are considering the sale of your collection, now is the time to act.



FREE VALUATIONS - We will provide a free, professional valuation of your collection, without obligation on your part to proceed. Either we will make you a fair, binding private treaty offer, or we will recommend inclusion of your property in our next public auction.

FREE TRANSPORTATION - We can arrange insured transportation of your collection to our Warwick offices completely free of charge. If you decline our offer, we ask you to cover the return carriage costs only.

FREE VISITS - Visits by our valuers are possible anywhere in the country or abroad, usually within 48 hours, in order to value large collections. Please phone for details.

ADVISORY DAYS - We are staging a series of advisory days and will be visiting the following towns within the next few weeks: **Burnley, Oldham, Runcorn, Northwich, Staines, Belfast, Galashiels, Dunfermline, Hamilton, Cirencester, Sudbury, Braintree, Ruislip, Isle of Man, Telford, Dundee, Edinburgh, Dumbarton and Honiton.** Please visit our website or telephone for further details.

EXCELLENT PRICES - Because of the strength of our customer base we are in a position to offer prices that we feel sure will exceed your expectations.

ACT NOW - Telephone or email Richard Beale today with details of your property.



Get the experts on your side!



Warwick & Warwick

AUCTIONEERS AND VALUERS
www.warwickandwarwick.com

Warwick & Warwick Ltd., Chalon House, Scar Bank,
Millers Road, Warwick CV34 5DB England

Tel: (01926) 499031 • Fax: (01926) 491906
Email: richard.beale@warwickandwarwick.com



CARRIAGE & WAGON MODELS

**Custom Made Bulleid Pacific's
(Renamed Renumbered, weathered).**



**NEW LIMITED EDITION WAGON
EXCLUSIVE TO US BY DAPOL**

On sale at:

**MEDWAY 2nd & 3rd September
FAVERSHAM 9th & 10th September
Model Railway Exhibitions**

See our website for details

NEW HORNBY PRE OWNED MAKES INC BACHMANN

Greg TEL: 01233 633295 • MOB: 07757 342525

Email: Carriagew@yahoo.co.uk

www.carriageandwagonmodels.co.uk

Fully tested
and guaranteed
for 5 years

MORLEY CONTROLLERS

Experience the ultimate in controller technology!

VANGUARD ZERO ONE

- 2 x 5mtr hand held controllers
- 1 x 12V DC accessory
- 0 gauge

£120
PLUS £6.90 P&P



VESTA ZERO TWO

- 2 x 2.5mtr hand held controllers
- 1 x 12V DC accessory
- N gauge

£75
PLUS £4.80 P&P



VECTOR ZERO TWO

- 2 x 2.5mtr hand held controllers
- 1 x 12V DC accessory
- 00/HO/N/009 gauge (1 amp per track)

£75
PLUS £4.80 P&P



VORTRAK ZERO TWO

- 2 x 2.5mtr hand held controllers
- 00/HO/N/009 gauge (1 amp per track)
- 2 x 12V DC accessories

£135
PLUS £6.90 P&P



Each controller has state-of-the-art design, offering very best performance capability. Slow and fast speeds are superb. Internal separate transformers for each track from 220/240 AC mains and on-board CDU for point motors.

www.morleycontrollers.com

(Secure order site)



01704 533 116

(Overseas enquiries +44 1704 533 116)



jet@morleycontrollers.com



PO Box 501, Southport, PR9 9ZL

Also at PO Box 1230, Wangara BC, Perth, Western Australia 6947

Tel: 0421 359 487. <http://aus.morleycontrollers.com>



Ellis Clark Trains
Unit 1 Toller Court, Shortbank Road
Skipton, North Yorkshire BD23 2HG



**Top prices paid for your collections
of model railways, diecast & tinplate**
For more info call Ellis on 07799 554491

WANTED

- ✓ Call, email or post a list
- ✓ All makes, gauges and ages considered
- ✓ British, Continental and American
- ✓ All gauges of kit/scratch built and live steam
- ✓ Diecast and tinplate cars, lorries, buses, planes, soldiers
- ✓ Payment in your preferred method
- ✓ Happy to travel nationwide and view or collect
- ✓ Large collections a speciality
- ✓ Friendly and professional service



**BUY
ONLINE
at our new
WEBSITE**

T 01756 701451 M 07799 554491

E ellis@ellisclarktrains.com






W ellisclarktrains.com

Book Law Publications






Santona / Foxline & Runpast Publishing.
382 Carlton Hill, Nottingham. NG4 1JA.
Tele 0115 961 1066 / Fax 01623 792704

Secure online orders - www.booklaw.co.uk

SHOP OPEN :- Mon-Sat :- 10-00 - 15-30



Longsite Motive Power Depot	£9.95
London's East End Steam	£23.99
London's Engine Sheds Vol 1	£19.99
London's Engine Sheds Vol 2	£19.99
Northumberland Branch Lines 1	£9.99
Northumberland Branch Lines 2	£9.99
Tyne Dock-Consett	£9.99
London's East End Diesels	£19.99
Nottinghamshire Engine Sheds	£9.99
Derbyshire Engine Sheds	£9.99
Scottish Region Sheds 60 -60E	£9.99
D For Diesels Part 12	£9.99
Steam In The North West	£9.99
Locomotives In Close Up SEPT	TBA
Tyneside Electrics 1 & 2 Each	£9.99
5 Routes To Trent	£19.99



WIGAN 2017

MODEL RAILWAY EXHIBITION Incorporating the NORTH WEST FESTIVAL OF DIESEL & ELECTRIC LAYOUTS



COPPELL OO by Furness Model Railway Club.

Photograph by Ian Edwards, courtesy of Furness Model Railway Club.

AT ROBIN PARK SPORTS & TENNIS CENTRE
LOIRE DRIVE, WIGAN, WN5 0UH

Saturday 30th September 10am to 5.30pm

Sunday 1st October 10am to 4.30pm

**FREE VINTAGE BUS SERVICE FROM
WIGAN NORTH WESTERN RAILWAY STATION**

**ADULT ADMISSION £10 (INCLUDING FREE GUIDEBOOK)
ACCOMPANIED CHILDREN UNDER 16 FREE**

**DISCOUNTED ADVANCE TICKETS AVAILABLE
FROM OUR WEBSITE**



THE EXHIBITION IS
SPONSORED BY



KEEP UP TO DATE BY
VISITING OUR WEBSITE AT
www.wiganfrm.com

VISIT FOX

EVERONE'S FAVOURITE DESTINATION



LATEST ADDITIONS.....



LMS

1234567890

1920S STYLE SERIF LETTERING & NUMBERING FOR COACHING STOCK (INCLUDING DOOR CLASSIFICATIONS)

GWR 1870-1912
INTERTWINED MONOGRAM
FOR LOCOMOTIVES
AND CARRIAGES





FOX TRANSFERS LTD
TEL +44 (0)116 319 4950 (QUOTING HQ)
 Dept HQ, Unit 5, Priory Business Park, Wistow Road,
 Kibworth, Leicestershire LE8 0RX, ENGLAND
 email: sales@fox-transfers.co.uk web: www.fox-transfers.co.uk





Sig-naTrak®

Model railway electronics by GFB Designs

Our DCC controller - now even better!



- ★ Up to 9999 train and 2044 accessory addresses
- ★ Trains and accessories can be named
- ★ Easy to use - elegant, clearly-labelled touch keys - clear, colour graphical display
- ★ Drive from the touch panel, or optional handsets
- ★ Generous 3.5A or 5A output!
- ★ USB interface now built in as standard!

The ACE-2
 NMRA-compliant DCC controller with full decoder programming and reading functions.
 Compact: only 220x150x45mm!

The IMP (part no: DSI1001)
 Servo controller - DCC or DC.

The GEM (part no: DPD2001)
 Point motor - DCC or DC.


£192.00 DCS2044 - 3.5A

£204.00 DCS2044H - 5A

and for accessories..... £14.00

£28.00

£17.00

See website or send large-letter SAE for more details. (prices inc. VAT, p+p extra)
GFB Designs - WE put YOU in control!

Layout control modules - DCC or LocoNet™

DAC20 Accessory Decoder - 8 outputs, built-in CDU

SIGM20 Colour-light Signal Controller - 6 or 8 outputs

DTM30 Digital Tower Master - 30 inputs & outputs

DSS1 Loco Shuttle - automatic train running sequences

TXC1 Turntable Controller - automatic indexing

MSC8 Scenery Animator - control lights, motors & servos

£65.00

£54.00

£63.00

£60.00

£80.00

£30.00

67 Boddens Hill Road, Stockport, SK4 2DG
 Tel: 0161 883 2022; fax: 0161 883 2077
 (Callers by appointment only, please.)
 Email: info@signatrak.co.uk; Web: www.signatrak.co.uk

MegaPoints Controllers

Awesome layout control system

Control your model railway from one or more tactile control panels

- NO SOLDERING! *It's all plug and play!* ✓
- Only uses a single cable between each control board.
- Includes **feedback channel display** option for:-
 - Block & section track occupancy ✓
 - Points position indication ✓
- Optional **bespoke professional mimic panel design** and build.
- Control servos, traditional solenoids, stall motors and relays.
- Works with **analogue and digital** layouts.

See website videos and product pages for more information.
 Our single MultiPanel control board does it all! →

A single cable connects each control board together and operates in BOTH directions for feedback display.

Plug-and-play, NO Soldering for control panel hookup. Cables and buttons available pre-wired with plugs attached. See our new website for details.



Your bespoke mimic panel



Size 8cm x 10cm

1. Plug in LED cables
2. Plug in switch cables
3. Connect to control boards
4. Press buttons, start using!



Designed and built in Great Britain

Web & details: megapointscontrollers.com

Rev 17-04

WE WANT YOUR Model Railways



We will buy
almost any Railway
Collection, large or small.
All gauges will be taken, in any
condition. We always give an honest
price and will collect and dismantle any layout.

Telephone: **01302 371623**

Mobile: **07526 768178**

or email: anoraksanonymous@googlemail.com

LARGE TREES - PRICES POLLARDED!



LS005 - Ash Tree 350mm Tall
£25ea or 3 for only £35 +P&P



LS006 - Sycamore Tree 350mm Tall
£25ea or 3 for only £35 +P&P

Gift sets
available from
'N' £10.00 or
'OO' £15.00

W: themodeltreeshop.co.uk E: sales@themodeltreeshop.co.uk
The Model Tree Shop, 4 David Hume View, Chirnside, Duns, TD11 3SX
This offer is only available to UK & Web customers

My Hermes
From £3.95 P&P
Royal Mail
From £5.95 P&P

www.modelrailshop.co.uk

Tel: 01274 747447

E-mail: shop@fmrdirect.co.uk

FMR
FRIZINGHALL MODELS & RAILWAYS

THE MODELLER'S CHOICE since 1950

Unit 8A Sapper Jordan Rossi Park
Otley Road, Baildon, BD17 7AX

'OO' CLEARANCE

A010A - FODEN FLATBED £4.50 (was £8.49)

A012B - COMMER TANKER £4.50 (was £7.49)

D85 - FG BREAD VAN £3.99 (was £7.99)

NB001 - Duple Dominant National Travel £4.99 (was £7.99)

A013A - FODEN & TRAILER - £4.99 (was £12.49)

A013B - FODEN & TRAILER - £4.99 (was £12.49)

B105A or B - BRISTOL WEST RIDING £12.99 (was £21.99)

B107A - BRISTOL WESTERN SMT £12.99 (was £21.99)

B107B - BRISTOL WESTERN SMT £12.99 (was £21.99)

B108B - BRISTOL BRISTOL £12.99 (was £21.99)

B109A - BRISTOL WYORKS £12.99 (was £21.99)

B109B - BRISTOL WYORKS £12.99 (was £21.99)

DA11 - LEYLAND & PAVING STONES £3.99 (was £8.99)

DA15 - ALBION VAN 'B.R. MILLS' £3.99 (was £7.99)

DA18 - FODEN BOUTS TILLOTSON £4.50 (was £7.99)

DA11 - LEYLAND MOBILE LIBRARY - WEST RIDING £3.99 (was £8.99)

DA23 - LEYLAND & STEEL LOAD 'DIXON BOUL' £4.99 (was £9.99)

B-T Models

D85 - FG BREAD VAN £3.99 (was £7.99)

NB001 - Duple Dominant National Travel £4.99 (was £7.99)

NB002 - Duple Dominant National Travel £3.50 (was £5.49)

NB011 - Karrier Bantam Fibred BRS Parcels £3.50 (was £5.49)

NB020 - Commer Low Loaded Pickfords £4.50 (was £9.99)

NB030 - Albion HD57 Fuel Tanker £3.50 (was £5.49)

NB005 - Karrier Bantam Van £2.99 (was £4.49)

NB003 - Duple Dominant Ribble £4.99 (was £7.99)

NB002 - Leyland FG Van £2.99 (was £4.49)

NB035 - Leyland Beaver Low Loader £3.50 (was £5.49)

'N' GAUGE CLEARANCE

NB001 - Duple Dominant National Travel £4.99 (was £7.99)

NB002 - Duple Dominant National Travel £3.50 (was £5.49)

NB011 - Karrier Bantam Fibred BRS Parcels £3.50 (was £5.49)

NB020 - Commer Low Loaded Pickfords £4.50 (was £9.99)

NB030 - Albion HD57 Fuel Tanker £3.50 (was £5.49)

NB005 - Karrier Bantam Van £2.99 (was £4.49)

NB003 - Duple Dominant Ribble £4.99 (was £7.99)

NB002 - Leyland FG Van £2.99 (was £4.49)

NB035 - Leyland Beaver Low Loader £3.50 (was £5.49)

Model-IT

ALL 'OO' LIGHTS ARE NOW 'LED'

Curved Street or Platform Lamp (Red, Green or Blue) £2.39 'OO' (45mm high)

Yard Lamp £6.99 'OO' (110mm high)

ALL LIGHTS REQUIRE 12-16V SUPPLY POWER TRANSFORMER (12V @ 1 amp) supplied with socket connector £17.50

COLOUR LIGHT SIGNALS 'OO' Two Aspect Home £6.99 Three Aspect Home/Distant £7.99

BACHMANN BRANCH-LINE

31-528A Class A2 60529 'Pearl Diver' BR Lined Green Late Crest £139.99 (was £179.95)

31-169 L&YR 2-4-2 Tank 50705 BR Lined Black Early Emblem £89.99 (was £109.95)

32-034A Class 20 20141 BR Green Full Yellow Ends Weathered £99.99 (was £124.95)

32-880 Fairburn 2-6-4 Tank 2278 LMS Black Weathered £99.99 (was £134.95)

32-287 Class 101 2 Car DMU BR Blue & Grey £119.99 (was £159.95)

38-340 Triple Pack 13 Ton High sided Steel Wagons BR Bauxite £29.99 (was £49.95)

32-286 Class 101 2 Car DMU BR Green with Yellow warning Panel £119.99 (was £159.95)

38-465 LMS 60th Porthole Corridor Composite BR Brimmon & Cream £33.99 (was £39.95)

36-151 Plasterer OWB 10 with Crane Motorised £39.99 (was £59.99)

38-151 BR Mk1 FK 1st Class Corridor Maroon £33.99 (was £39.95)

38-700 12 Ton Pipe Wagon BR Bauxite £18.99 (was £23.95)

FMR MODEL SERVICES

Weathering - DCC Sound
DCC Decoder Fitting
Rename/Renumber

Want to personalise your loco?
We offer a range of services.
Quality workmanship by our experienced staff

POSTAGE Up to £25 order value is £2.99
Over £25 order value is £4.99

WE HAVE MOVED!
Visit our new shop premises at:
Unit 8A, Sapper Jordan Rossi Park
(off Otley Road)
Baildon, West Yorks. BD17 7AX

Baildon Station is 5 mins walk away
If your sat-nav doesn't recognise us,
use BD17 7PY which gets you to
the Halfway House pub nearby.

Heki
nach dem Vorbild der Natur

FULL RANGE OF
SCENIC PRODUCTS
NOW IN STOCK

OXFORD RAIL
HUGE RANGE OF
OXFORD RAIL &
DIECAST IN STOCK

Find us on Facebook

A GREAT DAY OUT FOR ALL RAILWAY MODELLERS

Large scale...big show GUILDEX2017



Telford International Centre

St. Quentin Gate, TELFORD, Shropshire TF3 4JH

Saturday 2nd September 10.00 – 16.30

Sunday 3rd September 10.00 – 16.00

ADMISSION : MEMBERS £10 • NON MEMBERS £15

ALL TICKETS ARE FAMILY TICKETS & ADMIT PARTNER & CHILDREN U16 VALID BOTH DAYS

- Trade Stands
- Layouts
- Test Track
- Demonstrators
- Competition
- Two Halls

The biggest and best in
7mm railway modelling



Advance tickets from: Alan Jones, 8 Upper Coltbridge Terrace, Murrayfield, Edinburgh EH12 6AD

More info at www.gauge0guild.com

SHIPLEY 2017

39th Model Railway Show

Three Floors of Top Quality Layouts

Refreshments and Free Car Parking Website: www.shipleymrs.org.uk

Including:

BECKINDALE (00)

CANALSIDE IRONWORKS (9MM)

DETTINGEN (H0)

FARINGDON (P4)

GLAISDEN (EM)

MILLSBRIDGE (2FS/N)

ST. JAMES (O)

BAILDON RECREATION CENTRE
SHIPLEY WEST YORKSHIRE BD17 5JH

Sponsored by Frizinghall Models & Railways



Saturday 16th September 10am to 5pm
Sunday 17th September 10am to 4.30pm

GRIMY TIMES MODEL RAILWAYS

www.grimytimes.co.uk

187 Orford Lane, Warrington, Cheshire WA2 7BA

Open daily 10am-5.00pm Closed Sundays & Mondays 01925 632209
07921 830484



The Home of Grimy Times Weathering

- Excellent range of products and very competitive prices.
- Weathering, Renumbering & Renaming Service.
- Displays of pre-weathered locomotives for sale.
- Advice from professional railway modellers.
- DCC fitting service / Repairs & Servicing.



HORNBY

PECO

METCALFE

GRAHAM FARISH
by BACHMANN

**Sankey
Scenics**

Over 800 different packs of
Quality Signage & Titled Trains

NEW
ITEMS

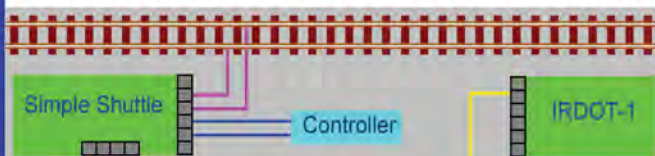
COACH DESTINATION BOARDS



www.sankeyscenics.co.uk

www.heathcote-electronics.co.uk

The **SIMPLE SHUTTLE** controls a train running backwards and forwards. Trains pause for an adjustable delay at each end of the line. The Simple Shuttle has built in infra red train detection. An IRDOT-1 provides detection at the other end of the line. Advantages include: works in light or dark and no modifications to track or rolling stock.



Wiring is simple. Apart from connections to a 12 to 16 volt (AC or DC) power supply the diagram shows all the wiring. The Simple Shuttle can also be used where there are sidings at one end of the line. A train arrives in one siding, the points automatically change and a different train departs after the delay. This uses a simple shuttle and an IRDOT-P at the end of every siding. Track power is obtained from a conventional controller.

Special offer, valid for this issue:

Simple Shuttle plus IRDOT-1 £31.50 including post

For fast trains where gradual slowing and acceleration are required we have a range of controls for shuttles with and without sidings, station stops, passing loops, automatic storage sidings etc.

We also have a range of infra red train detectors and signal controls for semaphore and colour light signals.

See our informative website for information about all our products

www.heathcote-electronics.co.uk

email: cah@heathcote-electronics.co.uk phone: 01538 756800
Heathcote Electronics, 1 Haydock Close, Cheadle, Staffs, ST10 1UE

THE JUNCTION BOX WANTED - WANTED - MODEL RAILWAYS



Top prices paid for
N and OO gauge collections
or individual items, such as

- Airfix • Bachmann • Graham Farish
 - Hornby • Lima • Mainline • Peco
- or any other makes.

Will travel to collect.

FORTHCOMING EXHIBITION DATES

AUGUST 19TH/20TH. CARNFORTH • SEPTEMBER 2ND/3RD. BLACKBURN
SEPTEMBER 16TH/17TH. AYR • SEPTEMBER 23RD/24TH. HALIFAX

Please forward your list of items by E-mail to: ian@ihunter10.plus.com

Or send to: The Junction Box, 15, Shepherd Terrace, Haltwhistle, Northumberland NE49 9LS

Or contact Ian 07763 806306 / 01434 320328

Please visit our online shop for all your model railway requirements at:

www.thejunctionbox.net

MAC'S MODEL



RAILROADING

4-8 REFORM STREET, KIRRIEMUIR, SCOTLAND DD8 4BS

TEL: 01575 572397

WWW.MACSMODELS.CO.UK

WWW.ECSCENICS.CO.UK

EMAIL: SALES@ECSCENICS.CO.UK



VISIT MY FACEBOOK PAGE -

WWW.FACEBOOK.COM/MACSMODELRAILROADING

OPEN: 10.30AM - 4.00PM

BRITISH, AMERICAN AND CONTINENTAL
OUTLINE STOCKED
COMPREHENSIVE WOODLANDS
SCENIC SELECTION

Model Rail Baseboards

**Manufacturers of bespoke
modular baseboard systems**

- Custom made baseboards, Helix, Storage systems • Point control systems
- Complete layout service



CHECK OUT OUR NEW WEBSITE WHERE YOU WILL
FIND OUR NEW RANGE OF LIGHTING, COMPONENTS,
POWER SUPPLIES + MUCH MORE..

www.modelrailbaseboards.com

sales@modelrailbaseboards.com

00 353 (0)87 6555 052



The Revolutionary Fiddle Yard

- Store up to 20, N Gauge trains or 12, OO trains.
- Keep your trains in a safe, dust free environment.
- Display your collection while operating your layout.
- Independent control of two running lines.
- End to end operation or tail chasers.
- Operate multiple level layouts.
- Electronically controlled. DC/DCC compatible.
- Plug and Play. No soldering!
- Simple to install and fun to use.
- Interchangeable. Move from layout to layout.
- Compatible with UK, US and European outline.

N Gauge, OO Gauge, EM, P4 & S4



Come and see us this year at:

The International N Gauge Show

Warwick, 9th & 10th September

The National Festival of Railway Modelling

Peterborough, 14th & 15th October

Warley National Model Railway Show

NEC, 25th & 26th November

&

The London Festival of Railway Modelling

Alexandra Palace, 24th & 25th March 2018

email: info@Nelevation.com

www.Nelevation.com

Tel. 01487 825317

A Fiddle Yard For Life!

Ray Heard Model Railways
DORSET MODEL RAILWAY EXHIBITION
Incorporating Narrow Gauge World

**SATURDAY 23rd - SUNDAY 24th
 SEPTEMBER, 2017**

**Queen Elizabeth School, Blandford Road,
 Wimborne, Dorset BH21 4DT**

OPENING TIMES

Saturday 10.00am - 4.30pm • Sunday 10.00am - 4.00pm

ADMISSION: Adults £6.00

The Dorset Model Railway show is one of the largest Exhibitions in the South of England, with over 40 layouts and more than 25 traders, in a large and bright venue.

This year we are incorporating Narrow Gauge World, which brings together all aspects of the narrow gauge world of railway modelling. Layouts from around the country will be on show, supported by the best in trade support.

Demonstrations and advice on all aspects of modelling, together with club and association information.

Excellent Refreshments • Free Car Parking
 This year additional car parking will be provided.

CONTACT: 01823 480097

REDDITCH MODEL RAILWAY EXHIBITION



**Join us in 2017
 to celebrate our 50th Anniversary**
Saturday 16th Sept Sunday 17th Sept
 (10am - 5pm) (10am - 4.30pm)

TRINITY HIGH SCHOOL
 Town Centre, Ring Road Access 1, B98 8AH



Admission: Adults £5.50, Senior Citizens £5, Children £2, Family £14


**Over 30 stands with at least
 16 quality layouts to entertain you**
 see our website for full listings

www.redditch-mrc.com


Olivia's Trains of Sheffield

'OO' Gauge UK DCC Sound Specialists. **HORNBY** 25a Mansfield Rd, Intake, S12 2AE
 Extensive UK sound library utilising the Loksound decoders.
 DCC/ Sound Fitting Whilst You Wait.

 Heljan Class 58's Available Now.
 Bachmann Class 66 111 Available Now!

 Heljan EM2 Class 77 / EM1 Class 76 - Available Now.

 Heljan "Falcon" 4 Versions.
 Heljan "Kestrel" Available Now.

 Dapol Class 73's Available Now.

 Gibson 73200


Coming 2016 - Class 73 In EW&S, Fragonset & Network Rail.
 pre-order now!

For More details on the above & all our stock visit:

www.oliviastrains.com

Tel: 0114 3216 160 Tel: 0114 2647 449 Mob: 0755 7126 651

e-mail: oliviastrains@blueyonder.co.uk

ESU



PETER'S SPARES

MODEL RAILWAYS LIMITED
MAIL ORDER & REPAIR SPECIALISTS



- ❖ New & Used Hornby Spare Parts
- ❖ Our own spare parts made in China
- ❖ Locomotives and Rolling Stock
- ❖ Plastic Kits, Paints, Tools & Glues
- ❖ Digital Decoders & Controllers
- ❖ Locomotive Detailing parts
- ❖ Mega Steam Smoke Fluid
- ❖ Tracks & Train Sets
- ❖ We have it all at Peters Spares

NEED HORNBY SPARES?

Talk to Peter's Spares
Over 2000 Different Hornby Spares
in Stock

DON'T FORGET WE SELL:

Locomotives, Rolling Stock, Scenics
and much more!



NEW & USED MODEL RAILWAYS

Specialists in Model Trains since 1994 - Servicing, Repairs & DCC Decoder Fitting
 2J Brighthouse Business Village, Riverside Park, Middlesbrough, Cleveland TS2 1RT



Tel: 01642 909794

Open Mon-Sat 10am-5pm



Web: www.petersspares.com

Email: sales@petersspares.com



GAUGEMASTER

NEW Harburn Exclusive Commissions

'00' size
£24.95
'N' size
PECO
£12.25



"McEwan's for Quality - brewed in Edinburgh for bottling in Glasgow by William McEwan & Co Ltd Fountain Brewery Edinburgh"

McEwan's Brewery was founded in 1856. A Royal Warrant of Appointment to supply the Royal Household was first granted to the company in 1925. They had six private sidings, connected to the Edinburgh/Glasgow line. (note: Sean Connery was born around the corner in Fountainbridge!)

00 scale Bachmann McEwan's Tanker - £24.95

N scale PECO McEwan's Tanker - £12.25

UK P&P - please add £3.00 per order

McEwan's Tankers in N and 00...it's your round!

P&P
£3.00
per order
please

Harburn Hobbies, 67 Elm Row, Edinburgh EH7 4AQ
0131 556 3233



www.harburns.co.uk



Vectis
AUCTIONS LTD
COLLECTABLE TOY SPECIALISTS

**Friday 29th
September 2017**

Model Train Sale - 10.30am, Thornaby Auction Rooms
Includes a collection of Hornby (China)
and Bachmann Locomotives

Tel: Thornaby 01642 750616 - Oxford office 01993 709424

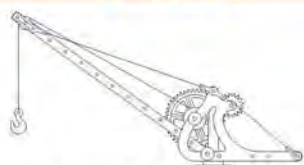
www.vectis.co.uk :: admin@vectis.co.uk



Vectis Auctions, Fleck Way, Thornaby, Stockton-on-Tees, TS17 9JZ
Oxford Office, Unit 5A, West End Industrial Estate, Witney, Oxon, OX28 1UB

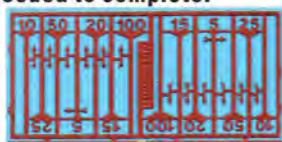
Constantly Achieving Excellent Prices

'N' Kits & 'N' Parts



YARD CRANE KITS

GWR 6ton Yard Crane £11.50
GWR Travelling Crane £8.50
Midland Yard Crane £12.80
Highland Yard Crane £8.00
Midland and Highland went
to the LMS then BR and can
be made as travelling
cranes. Other items are
needed to complete.



Lineside Speed Signs x 14 £2

Ladders x 8 £3.60

Relay cabinets x 4 £3.20

To see these and all our other kits visit these shows or our website

International N Gauge Show, 9 & 10 Sept, The Fosse, CV31 1XN.

Wigan Finescale, 30 Sep, 1 Oct, Robin Park Sports, WN5 0UH.

BRM Peterborough, 14&15 Oct, East of England Show Ground, PE2 6XE.

Warley National MRE, 25&26 Nov, NEC Birmingham.

www.nbrasslocos.co.uk

32 Crendon Rd, Rowley Regis, W. Mids. B65 8LE.
01384 250478



N LOCO PARTS

Buffers oval loco x 4 £2.70

Vacuum pipes 1 pr £1.60

Westinghouse pump £2.20

Buffers round loco x 4 £2.70

Coupling hook x 2 £1.60

Screwlink coupling x 4 £1.60

Loco injector £1.60

Cab steps 1 pr £1.60

Chimneys, 35 different ones

Domes, 18 different ones

Buffers, 33 different types



Railings - roadside, station,
hoop top, spiked, 11 types.

NEW!

FULLY AUTOMATIC SIGNALS!

SENSOR SIGNAL - BUILT IN SENSOR - DC & DCC!

For 00/HO



- Signals sense the train and change automatically!
- Use singly or link with 1 wire for automatic block signalling
- All completely self contained in signal - no separate sensor
- Sensor Signals slide into DCC track or just wire to DC supply
- Can link to mimic switch for occupancy and signal display
- 2, 3 or 4 aspect signals with feathers or theatres from £40

ALL IN OUR **NEW FREE BROCHURE** - JUST EMAIL OR CALL



Train-Tech
Model Technology Made Easy

DCP Express, Bryon Court, Bow Street,
Great Ellingham, Norfolk, NR17 1JB.
www.dcpexpress.com

sales@dcpmicro.com / 01953 457800

£4 UK P&P - this month quote HBY917 for £2 off postage!



The Railway Enthusiasts' Club

2017 MODEL RAILWAY EXHIBITION



Over 50 Traders and Layouts Plus Societies and Demonstrations

Saturday 9th September 2017 10:30am to 5:30pm
Sunday 10th September 2017 10:00am to 5:00pm

WOKING LEISURE CENTRE
WOKING PARK, KINGFIELD ROAD, WOKING. GU22 9BA



Admission: Adults £8.00; Children £3.00
(One accompanied child free with an adult)

The Railway Enthusiasts' Club, PO Box 73, Farnborough, Hampshire GU14 8JG
For further information please telephone 01252 542 574
Website: www.rec-farnborough.org.uk
(Details correct at time of publication)

The Locoshed

48 Bury Old Road, Whitefield,
Manchester, M45 6TL



Bachmann		Hornby	
31-010	Class 7F 53806 BR Black Early Emblem£115	R2204	Merchant Navy Class Bibby Line£110
31-930NRM	4P LMS Midland Compound No 1000£139	R2205	Coronation Class 6228 City of Birmingham in LMS crimson£110
31-996	LMS 10000 in BR green with orange lining£105	R2272	7MT Britannia Class 70025 western Star£89
32-255A	Class WD '7199' in WW2 Desert Sand Limited Edition (Unboxed)£125	R2310	Merchant Navy Class 35016 Elders Flyttes£125
31-060	Virgin Voyager 3 car set£149.00	R2897XS	Early BR Castle Class Locomotive '4098 Kidwelly Castle' With Sound£219
32-754	Class 57011 in DRS livery£149.00	R3310	Merchant Navy Class 34006 Bude£129
32-928	Class 150 DMU in Central Trains£149.00	R3115	Royal Scot 46115 Scots Guardsman£119.00
32-733	Class 66 EMD 66068 in EWS£95.00	R3140	Class 142 Pacer DMU in Northern£139.00
31-996 A4	Class 60008 Dwight D Eisenhower£125.00	R3021	Class 31233 in Network Rail£149.00

We are getting collections and quality single items every week now with stock changing regularly, many of which never get a mention in these adverts due to space restraints, so please either call in our high street shop or make contact with your wants list we may be able to help. Please read our reviews on Google and UK Model Shop Directory.

NEW DEMONSTRATION LAYOUT, REFRESHMENTS & CUSTOMER TOILETS.

We stock: • Gaugemaster • Javis • Woodland scenics • Cork and grass rolls • Slaters plasticard and Mek pack • Javis plasticard and foam card sheet • Balsawood all the glues • Humbrol paints • All Dapol plastic kits • The full Metcalfe range • Hornby and Bachmann scenecraft buildings • Oxford diecast • Pocketbond • Base toys. We also have a good stock of **NEW & PRE-OWNED TRACK** OO and N gauge plus buildings and accessories.

We offer impartial DCC help and advice and we do understand DCC operation and its pros and cons. Please see our latest News page of our website for any show and special events news which is updated daily.

All the above models are in near mint boxed condition unless otherwise stated. All major debit and credit cards accepted as well as Paypal. Mail order Cheques payable to the Locoshed Please All parcels sent out via Royal Mail 1st Class signed for at £3.95 per loco, discounts for multiple purchases.

Open Tuesday to Saturday 10am - 5.45pm, Thursdays until 7pm, Closed Sundays as normally at Toyfairs or model rail shows, we are closed Mondays

WE ARE INTERESTED IN BUYING QUALITY MODELS SINGLE ITEMS OR COLLECTION ANY GAUGE. WE CAN ALSO UPLIFT AND REMOVE LAYOUTS IF REQUIRED. REPAIRS AND DCC FITTING / ADVICE SERVICE AVAILABLE. WE ARE ALSO HAPPY TO SWAP OR TAKE PART EXCHANGE ON ANY ITEM

Tel: 0161 772 0103 Mobile: 075904 13177 email: thelocoshed4@aol.com
Or visit our new website: www.thelocoshedmc.co.uk



EXCLUSIVE
N gauge
Shepherd
Neame
van No.1
from Peco
in stock
NOW



and much more...

Opening hours: Tuesday to Saturday 9.30 am to 5.00 pm

TRY OUR SAME-DAY DESPATCH MAIL ORDER SERVICE.
ALL MAJOR CREDIT/DEBIT CARDS ACCEPTED.

World of Model Railways MEVAGISSEY - Cornwall

£1 off per person with this advert
Under 5s go free - see Hornby Thomas!



Permanent exhibition & model shop

Operating Sundays to Fridays

till 1st October, 10 a.m. to 5 p.m.

Last entries ½ hour before closing time

SATNAV for main village car park: PL26 6SB

www.model-railway.co.uk

Meadow Street, Mevagissey, St. Austell, Cornwall, PL26 6UL

SouthWest digital Distributor for the UK **ESU** Trade welcome

Photos: Chris Perkins



As real as it gets!

New **YouTube** channel, see website for details
ALL products come with a 2 year warranty and FREE return postage

Close your eyes and you're there!

UDRIVE
responsive sound algorithm
The highest quality sounds in all gauges. A wide range of responsive steam and diesel sounds developed for the all new **UDRIVE**



Crystal clear digital sound

Test drive the latest loco sounds with stunning clarity at SWD – call now for more info

T: 01934 515382 info@swd4esu.co.uk
www.southwestdigital.co.uk

THE SWINDON RAILWAY FESTIVAL

STEAM MUSEUM - SWINDON
1927 - 2017

Sat 9 and Sun 10 September 2017
10.00am - 5.00pm
At STEAM Museum

Enjoy the UK'S finest model railway layouts and many more attractions!

Admission: Adults: £12.00
Senior (Over 60): £9.00
Children (3-15 yrs): £8.00
Family tickets: £28.00 (2 adults, 1 child)
£32.00 (2 adults, 2 children)

STEAM Museum of the Great Western Railway
Fire Fly Avenue, Swindon SN2 2EY
www.steam-museum.org.uk

PECO RAILWAY MODELLER

Association of Large Scale Railway Modellers



SALE SALE SALE SALE SALE SALE SALE SALE

HORNBY:
R2844 30934 BR Early£91.00
R3230 7524 LNER Blk£100.00
R3235 E2524 Brit Rail£100.00
R3242 62015 BR Early£115.60

BACHMANN:
31-167DC 50795 Black (W)£84.00
31-933 41157 BR Late£102.50

FARISH:
372-185 46236 BR Black£118.00
372-244 47711 Large Logo£92.50
372-245 47715 NSE£92.50
372-427 90201 BR Late (W)£105.00
377-802 Nuclear Flask£22.00

HELJAN:
1600 D8400 BR Green£105.00
1601 D8401 BR Green SYP£105.00
2302 D5908 Green Full Yel£90.00
2322 D5905 BR Green£101.00
2323 D5909 Green (W)£109.00
2724 D5353 BR Green£78.00

All subject to availability
UK P&P from £4.10 per order

We also stock 00 & N gauge from Bachmann, Base Toys, Britbus, Classix, Dapol, Dornaplas, EFE, Farish, Gaugemaster, Heljan, Hornby, Humbrol, Kestrel, Metcalfe, Modelscene, Oxford Diecast, P.Dundas (N), Peco, Plastruct, Ratio, Superquick, Wills, Woodland Scenic & Deluxe Materials.

ONLINE SHOP www.churchstreetmodels.co.uk
Mon-Sat 09.30-17.30 • Closed 10-19 Aug, Tues & Bank Hols
Church Street Models, 10A, Church Street, Basingstoke, Hants, RG21 7QE
01256 358060 • Mail Order Welcome

A C Models
Tel: 02380 610100 www.acmodelseastleigh.co.uk

We have now expanded to number 9 High Street
and our Spares Department & Games Workshop at number 7 is now open
Visit us at www.acmodelsspares.co.uk.
New R/C Dept now open

Your one stop shop for the model enthusiast, selling brand new and near new model trains, slotcars, sets, and diecast toys at very special prices direct from our website or our shop in Eastleigh.

Stockists of

SCALEXTRIC **HORNBY** **PECO** **ATLFX** **SPECTRUM**

and much more

VISA PayPal MasterCard

7/9 High Street, Eastleigh, Hants SO50 5LF
email: info@acmodelseastleigh.co.uk Closed Weds, Sun.

Call Andy Harris for advice on DCC that you can trust



Call Andy; he solves problems for modellers and fits DCC in 0 and 00, and other scales. He'll guide you in the confusing world of DCC. Independent FREE advice on what to do . . . and not to do.

NEW layout visits and advisory service (chargeable).

Top-quality Sound and Lighting
Reliable, fully-guaranteed
Prompt fitting—No long waits

We supply market-leading ECoS controllers and install **decoders, sound and lighting** using components from all main manufacturers, including ESU LokSound equipment.
Don't pay full price for obsolete components.

DCC Fitting Limited
01934 510262
8.30 am to 9 pm, Monday to Saturday
12 Hanover Close, Weston-super-Mare BS22 7UJ
www.dccfitting.co.uk E-mail mail@dccfitting.co.uk

YouChoos

DCC Sound

LET'S MAKE SOME NOISE!

experience our most realistic and driveable sounds yet...

immersive Drive

- Active braking
- Dynamic & exponential inertia
- Consistent function keys
- Smoothed transitions
- More sounds
- Realistic shunt mode
- Light-engine for steam
- Auto & manual notching for diesel
- Mute (fade in/out)
- Volume controls and more...

Go online for more information & complete sound database

0844 7725052
www.YouChoos.co.uk john@youchoos.co.uk

Possibly Hampshire's Largest Stockist of Model Railways, Diecast, Books, Magazines, Scalextric and much more...

Full range of model railway products from the leading manufacturers including:

- Hornby, Bachmann, Dapol, DJ Models, Graham Farish, Heljan, Oxford Rail, Peco, Dapol, Ratio, Wills, Superquick, Metcalfe, Gaugemaster, Parkside, Railmatch, South Eastern Finecast, Woodland Scenics and many, many more.

DCC equipment from DCC Concepts, ESU, Gaugemaster, Hornby and Bachmann. Sound decoders from South West Digital.

Also stockists of Die cast models including: Corgi, EFE, Oxford Die-Cast, Base Toys & Classix.

Modelling materials & tools.

NEW! Now stocking Vallejo Model Colour AK pigments and washes

Wide selection of books, DVDs, videos and magazines.

ALTON MODEL CENTRE

Monday: Closed
Tuesday to Saturday: 9.00am to 5.00pm
Sunday: See website / call
Tel: 01420 542244
altonmodelcentre.co.uk
7a Normandy Street, Alton Hants, GU34 1DD

BACHMANN * HORNBY * FARISH * PECO * RATIO * WILLS * METCALFE *
Aspire Gifts & Models
OPENING TIMES: Mon 2pm-5pm Tues, Wed, Thurs 10am-5pm

The Model Shop for Modellers, Run by a Modeller

Suppliers of all Major Railway Brands, We Chip, Service and Repair Engines.

Layouts built from Track to finished item.
THOUSANDS OF ITEMS AVAILABLE ON OUR WEBSITE CREDIT CARDS WELCOME

Come and see the progress on our new 30' x 30' OO Gauge layout Unit 4, Court Farm Business Park, Buckland Newton, Dorset. DT2 7BT
Telephone: 01300 345355 email: edward.aspire@btinternet.com
Website: www.aspiregiftsandmodels.co.uk

WOODLAND SCENICS * KNIGHTWING * SUPERQUICK * WILLS * BASE

ADM TURNTABLES
INDEXING DRIVE SYSTEM MANUFACTURERS
www.admturntables.co.uk

The ultimate Indexing Turntable for OO and N Gauge; plus Drive Systems for other gauge sizes

- N & OO gauge - based on a popular turntable
- Single or Multiple Use
- Unique Belt Driven Solution
- Quiet Running System
- Bridge Live Through 360°
- Up to 100 Indexable Positions
- Suitable for DCC or Analogue
- DCC controllable
- Simple to use Controller
- Easy to Programme
- Full Two Line Digital Display
- Fully Assembled & Tested
- Easy to Install and Operate

Designed and built in the UK

ADM Turntables Tel: 01933 411127 Mobile 07770 977867
Email: alastair@admturntables.co.uk Website: www.admturntables.co.uk

BRESSINGHAM Model Railway Show
Layouts / Stalls / Museum / Steam Railways

Sun 3rd September
10:30-17:00
Entry £6

www.bressingham.co.uk Tel: 01379 686900
Bressingham Steam Museum, Diss, Norfolk, IP22 2AA

Bespoke and trade enquiries please call Nigel Julian on 07971 741478 or 01332 781795
email: nigel@airframed.co.uk

AirFramed
Bespoke Glass Display Cases
www.airframed.co.uk

OO gauge loco & tender cases with mirrored or clear back wall (14" x 3" x 3") £35.00 plus p&p
Bespoke sizes made to order. Prices on application.

'TEA'
You only get an 'OO' with **Revolution N** trains

Available upon release from **C&M Models**

1 Crosby Street
Carlisle CA1 1DQ
Tel: 01228 514689

Web: www.candmmodels.co.uk
E-mail: sales@candmmodels.co.uk

Models shown are 'N' gauge except for Fay.

CM3MODELS
Call: 07766 697708

LAYOUT BUILDING SUPPLIES

Seafoam trees, Foliage / Lichen and Scatters
 25 & 50mm Rubberised Horsehair
 Teddy Bear Fur for grass and embankments
 Plaster Bandage
 LaisDcc Decoders

Wire, Connectors, Switches for both DCC & Conventional wiring
 Modelling Card compatible with Scalescenes Kits
 Styrene / Brass tubes & sections

LaisDcc Chips **NEW Scatters Range**

www.cm3models.co.uk
 Email: sales@cm3models.co.uk

OSBORN'S MODELS

SHUNTERS TRUCK **N GAUGE** **GWR** **OSBORN'S MODELS**

DOING 'N' SCALE OR A BIG SCALE

7 HONESTONE ST, BIDEFORD, N. DEVON, EX39 2DL 01237 423453
www.osbornsmodels.com

Durham Trains of Stanley

"more than just a model shop"

Opening hours: Mon 09.30-17.00, Tue 09.30-17.00 Wed Closed,
 Thu 11.00-19.00, Fri 09.30-17.00, Sat 09.30-17.00, Sun Closed
 6 Station Road, Stanley, Co. Durham, DH9 0JL
 Tel: 01207 232545
www.durhamtrainsofstanley.co.uk
 Email: sales@durhamtrainsofstanley.co.uk

FLAIR RAIL

**STOCKISTS OF MODEL RAILWAY EQUIPMENT
 SECONDHAND BOUGHT AND SOLD**

FIND US ON FACEBOOK **f**
WWW.FLAIR-RAIL.CO.UK
 FLAIR RAIL, UNIT 7, SPRINGFIELDS, NURSERY
 ESTATE, BURNHAM ON CROUCH. CMO 8TA
 T: 01621 786198
 E: ROGER@FLAIR-RAIL.CO.UK
 OPEN: MONDAY TO Saturday 10.00 - 3.00

Plastruct **Plastruct** **Plastruct**

Please ask your model shop for genuine
 Plastruct fineline Styrene structural shapes.

Range contains over 70 shapes
 including: Angles, I-Beams,
 Channels, Columns, Deep Channels,
 Tees and Z Sections, Round,
 Rectangular and Square Tubing,
 Plastic Strips and Sheeting,
 Scale Ladders, Stairs and
 Railings, Open Web Trusses.

Essential for all scratch
 model makers.
www.plastruct.co.uk

TOWNSCENE
 BACKGROUNDS OF DISTINCTION

This scene: Sky background with elements
 from 'OO' sheets 1, 2, 3, 4 & 10
 Approx 1m x 30cm in 'OO'

A5 SAE for colour brochure or visit **www.freestonemodel.co.uk**

'OO' Sheets **All sheets £3.00 ea.** **'N' sheets**
 BS1: Shops & houses BS8: School & houses NA: Town roofscape
 BS2: Roofscape-1 BS9: Industrial buildings NB: Town buildings
 BS3: Roofscape-2 BS10: High Street shops NC: Country
 BS4: Town buildings BS11: Dense Woodland ND: Dock & industrial
 BS5: Country, town l. BS12: Country-3 NE: Town buildings
 BS6: Country, town r. BS13: Village NF: Country & village
 BS7: Dockside Sky paper rolls (32ft long) x 10" high £10, x 20" high £20.00

**New: Selected sheets now available to order for
 'Z', 'O', and 'G' scales. Call for information.**

FREESTONE MODEL ACCESSORIES 28 Newland Mill Tel: 01993 775979 UK P&P
 Witney OX28 3HH e: sales@freestonemodel.co.uk £3.00

www.expressmodels.co.uk

LIGHTING SPECIALISTS

Let our lighting scenic effects bring your layout to life. Our range
 includes: Flashing Neon Signs, Arc Welding Simulators, Flickering
 Fires, Working Belisha Beacons, Party Garlands & Flashing
 Beacons for Emergency and Maintenance Vehicles. We also stock
 a comprehensive range of Knightwing Products & the excellent ID
 Photographic Backscenes.

Visit our website which has secure online shopping.

**EXPRESS MODELS, 65 CONWAY DRIVE, SHEPSHED,
 LOUGHBOROUGH, LEICS. LE12 9PP**
 Tel: 01509 829008 Fax: 01509 560878
 Email: express.models@ntlworld.com

www.gascupboard.co.uk **MODEL RAILWAYS** **GAS CUPBOARD MODELS**

What worries me, is when
 I'm gone my wife will sell
 my Model Railway for what
 I told her I paid for it...!

Gas Cupboard Models
 6 St Georges Works, Silver Street,
 TROWBRIDGE. BA14 8AA
01225 777888

THE GREAT ELECTRIC TRAIN SHOW

SAVE

ON THE ENTRY PRICE WHEN YOU BOOK ADVANCE TICKETS TODAY!

BRITISH MOTOR MUSEUM,
WARWICKSHIRE CV35 0BJ



Billingham - 'OO' Gauge

**SAVE £s WHEN BOOKING
IN ADVANCE**

ADULT £9 **Save £3***
CHILD (5-16 yrs) £7 **Save £2***

Children under 16 must be accompanied by an adult at all times. *Savings against BMM on-the-day ticket prices. Deadline for advance ticket orders 29 September 2017.

OCTOBER 7/8 2017

25+ WORKING LAYOUTS

in the major scales, gauges and eras, including:

Billingham - 'OO', Eastern Region, 1960s

Elmfield - 'N', Western Region, 1950s

Gold Lane - 'OO', Midland Region, 1990s

Seven Ash - 'OO', Western Region, 1970s

Wick End - 'O', Scottish Region, 1970s

Practical demonstrations for hands-on advice and inspiration as well as a wide selection of top quality traders and manufacturers

TICKET PRICE WILL INCLUDE:

FREE ACCESS TO BRITISH MOTOR MUSEUM

FREE ON-SITE PARKING

FREE COURTESY BUS FROM LEAMINGTON SPA TRAIN STATION
(Saturday Only)

Check website for full list of layouts, demonstrations and exhibitors

SEE PAGE 10 FOR
THE LATEST
SHOW DETAILS

Advance ticket holders: Express lanes in operation. Entry from 9.30am.

220/17

Opening times: **Saturday October 7:** 10am to 5pm

AND Sunday October 8: 10am to 4pm.

To purchase advance tickets visit:

www.greatelectrictrainshow.com
or call: 01780 480 404

Brought to you by

KEY
EVENTS

HORNBY
magazine

BRITISH
MOTOR
MUSEUM

ON THE DAY PRICES:

- Adult: £12
- Child (5-16 yrs): £9
- Children under 5: FREE
- Family (2 adults, 3 children): £34

0 GAUGE

OPEN WAGONS

Both BR EX LIONHEART & Dapol private owner
ALL £37.50



DAPOL 0 GAUGE TANK WAGONS



CLASS A (SILVER/GREY)

058 001 ESSO, 002 Shell BP 003 Regent
004 Shell Motor Spirit 005 Lobitos

CLASS B BLACK

059 001 Shell BP, 002 Esso, 003 Shell BP,
004 Esso, 005 Berry Wiggins ALL £42.50

COACHES EX LIONHEART

GW & B R B set 2 car £399.00

GW & B R 4 car B set £699.00

Single composite carriages £225.00



Pennine Models at Haworth

NOW STOCKING

Gaugemaster Controls Dc & DCC
and Accessories
Roco & Peco 009 & HOe -
Locos, wagons, track etc



West Yorkshire Area Buses £11 each
or 5 different ones post free

Huge range of Hornby products all at
discount prices. If you are looking for
something try us first.

A LARGE VARIETY OF NEW PLASTIC KITS, MANY NOW SOUGHT AFTER

Also paints, glue, K&S metals,
Deluxe Materials - glues, Evergreen,
Balsawood etc.

Everything in shop to make a trainset
into a model railway.

Wednesday to Sunday 11am-5pm



33/35 Mill Hey, Haworth, Keighley BD22 8NQ

Tel. 01535 642367

penninemodels@gmail.com

CLASS 68

Scotrail Daring 68006, Valiant 68007 £135

Chiltern 68010 & 68014 £135

Large range of 4 wheel wagons at discount prices

DAPOL class 122, 5 liveries dcc ready £122.95
fitted £139.00

GVH JANUS N.C.B DCC ready £79.49
Others £89 as available

OXFORD Dean Goods DCC ready £89.95
Sound £168.00

- Carflats £23.95 • Warwells £23.95
- Coke & Cattle Wagons £8.95



Complete range of Peco Track, G, 0, 00, N GAUGES
Tillig Elite Track in 00/HO & 009/HOe
& Interlaced HO/HOe



Full range of Gaugemaster controllers
at mega discount prices

Full range of Hornby track at discount prices

• REPAIRS DONE • CUSTOMERS WANTED!... With an eye for a bargain • DCC DECODERS FITTED •

GHOST-SIGNS.COM

Realistic faded street advertising in miniature



Add a little extra character and individuality to your
layout's towns and villages with our authentic replica
faded 'ghost sign' adverts. Ideal for card, plastic or resin
buildings, in a choice of paper or water-slide transfer.

- OO and N Gauge
- Free UK delivery
- Personalised options

NOT ONLINE? CALL 07970 977 628 FOR AN ILLUSTRATED PRICE LIST



Unit 38 Market Village South Parade Sutton Coldfield B72 1QU

Tel: 07981 757023

Monday - Friday 10.30 till 4.30 • Saturday 9.00 till 4.30

Bachmann, Dapol, Gaugemaster, Peco, etc.
Gauges N to 0. Modelling tools and materials
Locomotive repair and decoder fitting service

www.GoldenValleyHobbies.com

THE NEW JANUS DIESEL IS ARRIVING!

GV2012	NCB Janus 0-6-0 Diesel	£89.95
GV2012XS	NCB Janus with DCC ESU Sound Fitted	£199.95
GV6012	3 pack NCB 7 plank open coal wagon	£29.95
GVCOAL	3 pack wagon filler and real coal load - kit	£13.99

See our website for stockists or to order. Trade Enquiries welcome. **01981 241237**
GVH, Unit 1, Pontrilas Business Park, Pontrilas, Hereford HR2 0AZ

MAD ABOUT TRAINS

- www.madabouttrains.co.uk -

106 Trinity Street,
Gainsborough, DN21 1HS

• T: 01427 811040
• E: sales@madabouttrains.co.uk

Mad About Trains is a well-stocked shop selling Bachmann, Graham, Farrish, Hornby, Dapol, Gaugemaster, Peco, Metcalfe, Ratio, Modelscene, Wills etc. An extensive range of scenic materials and accessories are always available including lights, infra-red signals, Belisha Beacons, grounds signals etc. We stock a range of paints, weathering powders, glues, track cleaner, liquid flux, model oil and smoke oil together with smoke generators etc.

As DCC Specialists we offer an advisory and information service, onsite repairs, weathering, DCC Decoder and sound fitting service, plus our unique extra function sound decoders. See us at the shop, at exhibitions or give us a call to discuss your requirements.

We offer a bespoke layout design and construction service and have a large layout in the shop where customers can hear the sound locos and get an idea regarding scenery etc.

THE COLLECTORS CELLAR

Specialist retailers in die-cast models and model railways

Excellent range of Die-cast and Railway New and Pre-owned stock always available.

11 Hencotes, Hexham, Northumberland

Tel: 01434 601392

Email: sales@collectorscellar.co.uk

Open: Mon to Sat. 9.15am - 4.00pm



Stockists of metal railway figures available in O, OO & N Gauge, manufactured by

NORTHUMBRIAN PAINTING SERVICES

Weathering service available on locos and rolling stock and Die-cast

Email: paintinghistory@live.co.uk

PARKSIDE RAILWAYS


www.parksiderailways.co.uk 01282 613646

Southfield St, Nelson, Lancs, BB9 0LD

Stock and custom layouts designed and built from scratch to any level required. Baseboards, track, wiring, scenic accessories, right up to complete scenic exhibition quality finish.

Supplier of wires, connectors, transformers, stock and custom power supplies for any requirement.

In house designed CDUs for low power consumption and high power output as well as British designed and made selectable feedback hand controllers.



Fence & Railings

N - 2mm - 1:148

Various fence and railing photo etch sets.

Brass etch available in OO - 4mm scale



Peedie Models

Resin and brass etch kits
www.peediemodels.com

Tel: 01856 252510

PERSEVERANCE ETCHED BRASS 4MM SCALE LOCOMOTIVE CHASSIS KITS

The kits offered are produced from the original Rod Neep Designs and etching art work. The kits are suitable to convert most mass produced OO model locomotives to Fine scale running. In the OO, EM or P4 track gauge. All kits are supplied with detailed instructions and drawings, and a dedicated help service is available by email for chassis kit construction queries to customers of Perseverance Kits. The kits can be supplied with parts to make rigid or compensated chassis. Further details of these kits together with the vast range of scale parts from Westward Detailing Range.

NEW FOR 2017 - A large range of Markits/Romford Driving wheels and parts are now in stock - can be seen at:

www.perseverancekits.co.uk

A current parts stocklist and price list is available as a pdf file to download as is the perseverance chassis guide. A printed A4 size 9 sided price list is available by post on receipt of £1.00 in stamps.

A printed A4 Size 22 page guide to chassis kits and construction details at £2.50 post free

Perseverance Model Railway Products, Eskdale, Grosmont, Whitby, YO22 5PT
Tel: 01947 895676 Mob: 07391 539531 Email: chrisparrish@hotmail.co.uk

Pooleys Puffers

Model Railway Supplies, New & Second Hand Bought & Sold



Partnership: David & Anne Poole
Diecast Models Kits & Accessories

Tel: 0191 4910202/4106386 Mobile: 07976 519178
www.pooleyspuffers.com e-mail: pooleyspuffers@btopenworld.com

382a Jedburgh Court, Team Valley Trading Estate, Gateshead, Tyne & Wear. NE11 0BQ

Mon - Sat 10am - 5pm

When attending weekend exhibitions shop will be closed.

Please phone FRI/SAT for opening times.

Sunday - Closed

All major cards accepted. Part exchange welcome

PECO HORNBY GAUGE MASTER DAPOL JAVIS METCALFE SUPERQUICK WILLS RATIO

Roxey
MOULDINGS

58 Dudley Road, Walton-on-Thames, Surrey KT12 2JU Tel: 01932 245439

Online Shop: roxeymouldings.co.uk

VISA/Mastercard/Maestro/Switch accepted

<p>GWR AA1/AA3 Toad Kit</p>	<p>Platform Barrows 15 Designs</p>	<p>Loco Kits in 4mm & 7mm Scales</p>
<p>Point Levers 7 Designs</p>	<p>Coach Kits in 4mm & 7mm Scales</p>	<p>Wagon Kits in 4mm & 7mm Scales</p>
<p>Stop-Me-and-Buy-One Trike</p>	<p>Wheels & Accessories in 4mm & 7mm</p>	<p>Mashima Motors & Gearboxes for 4mm & 7mm</p>
<p>Southwark Bridge Models 4mm/00 & 7mm/0 Carriage & Wagon kits for LSWR/SR/GWR, Bikes, Point Levers, Platform Seats, Luggage Barrows, Wheelbarrows & Deckchairs</p>	<p>Tenshodo Motor Bogies & Motors</p>	<p>Markits/Romford Wheels & Accessories</p>

Alan Gibson Accessories
List A5 SAE

LX124-00 Modern Bicycle Shelters

Laser Cut Kits & Accessories in OO / 1:76



Only £4.99 + P&P

Supplied unpainted

scalemodelscenery
.co.uk

Order online or call 01530 456952

Visit → scalescenery.com

Download → Print → Build

The home of quality downloadable card model railway kits since 2005

ALL NEW Stone Warehouse/Mill

A sturdy structure full of character ONLY £4.99

Card kits that pass closer inspection

Includes interior detail and signs

Buy once unlimited prints



View our large range of N and OO kits and texture sheets

Optional gauge height doors, variable position on walls

scale scenes
.com

Shady Lane Models
Model Railways

Open: Mon to Sat 9.30-5.00
SHADY LANE MODELS
11 Grenville Street, Bideford
Devon EX39 2EA
www.shadylanemodels.co.uk
Email: shadylane@live.co.uk
Call: 01237 238872
Mac McAllister

RETAILERS OF BACHMANN, SCALEXTRIC,
PECO, HORNBY, WOODLAND SCENICS,
METCALFE, AIRFIX, HUMBROL, & MANY
OTHER PRODUCTS & ACCESSORIES.

WE ARE SERVICE/WARRANTY AGENTS
FOR HORNBY BUT CAN SERVICE/
REPAIR MANY OTHER MAKES
& SCALES OF MODELS.

WE CAN SUPPLY DCC PRODUCTS & FIT
DCC DECODERS TO ROLLING STOCK.

WE CAN HELP IN THE DESIGN OF
YOUR LAYOUT. WE CAN ALSO MAKE
HOUSE CALLS TO ADVISE OR WORK
ON YOUR LAYOUT DESIGN/ELECTRICS.

LLANFAIR

GARDEN RAILWAY SHOW 2017

At Llanfair Caereinion Leisure Centre, SY21 0HW
Saturday 2nd (10.00am-4.30pm)
& Sunday 3rd September
(10.00am-4.00pm)

Admission £6.50
(Accompanied under 16 free)

- Layouts in 16mm and G Scale
- 40+ Traders
- Refreshments
- FREE Parking
- FREE BUS LINK between show & Welshpool & Llanfair Railway Gala

Tel: 07796 863249 for further information

TRAIN TIMES

The Eastbourne Models and Collector's Centre

Eastbourne's longest serving model shop is now **OPEN** again.

Stocking lines from Airfix, Bachmann, Deluxe Materials, Gaugemaster, Hornby, Humbrol, Tamiya Oxford Diecast, PECO and more.

find us online at 37 seaside, Eastbourne, BN22 7NB
www.traintimesmodelshop.co.uk
(01323) 722026 - traintimestoo@gmail.com
Open 9am-5pm Tuesday to Saturday, open late on Friday (7pm)

West London Models

Est 1975

HORNBY SPECIALISTS - CHECK ONLINE FOR OUR BEST PRICES

020 8897 2326

www.westlondonmodels.com
Email: shop@westlondonmodels.com
214 High Street, Harlington, Middlesex UB3 5DS

Wickness Models

SOUNDSCAPE with RealDrive

www.marks-trains.co.uk

Introducing Soundscape with RealDrive
'putting you, the user, in the driving seat'
Available on all ESU LokSound v4 decoders.

Soundscape with RealDrive projects on Zimo sound decoders coming soon!

Available to order from: www.wicknessmodels.co.uk (fitting also available)

www.marks-trains.co.uk (fitting also available) 07515 436 396 (telephone orders and enquiries)

Wickness Models

DCC Conversions, DCC Equipment

www.marks-trains.co.uk

Bespoke DCC and Sound conversion service in N, OO/HO & G scales.
Servicing and repairs, including electrical repairs.

SOUTH EASTERN FINECAST

NEW
GWR 517 CLASS
AVAILABLE NOW

Price:
F212 Loco & Chassis Kit £89.50
FC212 N/S Chassis Kit £32.50

Whitemetal body complete with etched N/S chassis. Can be built in either OO, EM or P4. Fully compensation compatible. The kit includes name & number plates for 'Fair Rosamund' with number plates for five others. Chassis has options to build inside or outside bearing trailing wheel versions. (Includes brake and pull rod options).

Don't forget our range of:-
VAC formed Building Sheets in 2, 4, 7 & 10mm scales - Flushglaze Window packs
1/24 & 1/34 CAR KITS - 1/32 TRACTION ENGINE KITS
4mm LOCOMOTIVE KITS including the NUCAST PARTNERS range

Email or SAE for Price List
GLENN HOUSE, HARTFIELD ROAD, FOREST ROW EAST SUSSEX RH18 5DZ
Tel: 01342 824711 email: dave@sefinecast.co.uk
www.sefinecast.co.uk

www.YorkModelrail.com

Online shop selling

- **Precision laser cut** architectural detailing, kits, tools and materials. High quality products, as reviewed and recommended by the railway journals
- **Bespoke laser cutting service**
An affordable way to create perfect results
email: laser@yorkmodelrail.com or post information to us for a free quote
- NEW "How to" videos on our website
- If you need a printed N, OO or G scale price list please send an A4 size SAE with a LARGE size stamp

York's Magnetic Mates - sizes suitable for all model scales

York Modelmaking Here to help you build your models
Unit 13, Bull Centre, Stockton-on-the-Forest, York, YO32 9LE 01904 400358

www.wicormodels.com

7 West Street, Portchester, Hampshire PO16 9XB
Tel: 023 9235 1160
email: mail@wicor-models.co.uk

Stockists of a range of products from: Hornby, Bachmann, Dapol, Gaugemaster, Graham Farish, Parkside Dundas, Peco, Corgi, EFE, Oxford Diecast, Scalextric, Airfix, Humbrol, Expo Tools and many others.

Tues to Sat 09:00 to 17:00 CLOSED Sun & Mon

SPALDING MODEL RAILWAY EXHIBITION

SATURDAY 11TH & SUNDAY 12TH NOVEMBER 2017

SAT: 10AM - 5PM & SUN: 10AM - 4:30PM

9:30AM - 10AM WHEELCHAIR & DISABLED VISITORS ONLY

SPRINGFIELDS EVENTS CENTRE, CAMEL GATE, SPALDING, PE12 6ET.
(NEXT TO SPRINGFIELDS OUTLET SHOPPING CENTRE)

ADMISSION: ADULTS - £8.00 | OAP's - £7.00 | ACCOMPANIED CHILDREN FREE



30+ LAYOUTS | TRADERS | DEMONSTRATIONS
FREE SHOW GUIDE | FREE PARKING | RESTAURANT
www.spaldingmrc.co.uk

EAST OF ENGLAND'S PREMIER MODEL RAILWAY EXHIBITION

EXHIBITION SPONSORS



Tel: +44 (0)1780 480404
www.hornbymagazine.com



Tel: 01243 842424
www.squirestools.com



Tel: 01733 513222
www.fenland-solar.co.uk



Tel: 01242 523117
www.cheltenhammodelcentre.com

From DC Kits
High Quality Sounds
from LEGOMANBIFFO



Tel: 0113 256 3415
www.dckits-devideos.co.uk

ATTRACTIONS

Strawberry line Miniature Railway

Come and visit us at the West Country's longest ground level 5" gauge railway and ride behind our scale diesel and steam locomotives through the grounds of Avon Valley Country Park. *There's much more to do as well*



Now Open: Tuesday-Sunday 10am to 5pm
(Open Mondays in school holidays and Bank Holidays)

Email: info@strawberryminirail.co.uk
Phone: 0117 9860124 Mobile: 07960 151286

Britannia House, Avon Valley Country Park,
Pixash Lane, Keynsham, Bristol BS31 1TS

BOOKS

NICK TOZER

RAILWAY BOOKS BOUGHT & SOLD

Free Railway Booksearch Service

155 Church Street, Paddock, Huddersfield, HD1 4UJ

SHOP: Tue/Wed 11:00-17:00 + Thur 14:00-20:00

www.railwaybook.com nick@railwaybook.com

Tel: 01484 518159

Railways
Buses

DEREK'S TRANSPORT BOOKS
All Transport Subjects Covered
www.derekstransportbooks.com
Over 8000 Books in Stock on-line
Based in the New Forest
Est. 1995

Aviation
Canals

Shipping
Commercial

Motoring
Vehicles

DISPLAY/LAYOUTS

BOXFILE DIORAMAS

Tel: 01689 855074 Mob: 07956 086767 E-mail: chrisue@btinternet.com
"Displays and Layouts"

Chris White runs a home based business constructing small scenic displays and working layouts, in all the popular scales. The 'N' gauge layouts can be made to fit into boxfiles, and oblong plastic storage boxes. Chris can carry out scenery restoration work to existing railway layouts in any scale and can also do commissions to build layouts and displays.

Model Layout Services

Layout Building - Custom Buildings
Bespoke Baseboards - Scenery

www.modellayoutservices.co.uk
Tel: 01337 830007

Platform 3 Models

Layouts designed and built From
N to Garden railways based
in the south west
All loco Servicing & Repairs and
DCC decoder installation
for N & OO

Contact **Tom Hussey**
Tel: 07811 903231

Email:
platform3models@hotmail.co.uk
Web: platform3models.co.uk

EVENTS

NEWTON ABBOT TRAINS & TOY FAIR, Sunday September 17th 2017, at Newton Abbot, The Racecourse, Devon TQ12 3AF 10.00am to 3.30pm Admission £2.00 120+ tables. Contact Ray Heard 01823 480097 or email rayheard66@btinternet.com

EXETER MATFORD CENTRE TRAIN & TOY FAIR, Saturday August 19th 2017, The Matford Centre, Matford Park Road, Exeter EX2 8FD 10.00am to 3.30pm Admission £2.00 150+ tables. contact Ray Heard 01823 480097 email: rayheard66@btinternet.com

BUS/RAILWAY COLLECTORS FAIR

Plus free vintage bus rides
PUDSEY CIVIC HALL, LEEDS

SATURDAY 14th OCTOBER 2017

• Over 100 stalls • 10am to 3pm
• Admission £1.00

Enquiries to Barry Rennison 0113 236 3695
Email: rennison@cc-email.co.uk
www.samuelledgardsociety.org.uk

ACCESSORIES

Skytrex Model Railways

Unit 1 Charnwood Business Park, North Rd,
Loughborough, Leics LE11 1LE

tel: 01509 213789

For OO Gauge

www.skytrexmodelrailways.com

For O Gauge

www.ogauge.co.uk

Free subscription to newsletters!
Details on websites

P & D Marsh

Whitemetal kits, hand painted models and
laser cut wooden structures in N & OO.

Painted signals available in N and OO.

Free price list available.

48 Elm High Road, Wisbech PE14 0DQ

Tel: 07730 202270

www.pdmarshmodels.com

Use any one of our 6 designs of
W-irons with suspension plates,
assembled with the re-usable jig, to fit
working springs to your wagons...

www.emardee.org.uk

EVENTS

DORSET MODEL RAILWAY EXHIBITION

September 23rd & 24th 2017, Queen Elizabeth School, Blandford Road, Wimborne, Dorset. BH21 4DT Time Sat 10.00-16.30, Sun 10.00-16.00. Adults £6.00, Children Free. Tel Ray Heard 01823 480097 or 07717 278420.

KITS & COMPONENTS

Wizard Models



Over 2,200 kits and parts mainly in 4 & 7mm scales covering:
semaphore signalling; Sprat & Winkle and D.G. autocouplings;
51L and Comet locomotive, carriage and wagon kits and components.

Order on line at www.wizardmodels.ltd

UK P&P: £3.90 per order, overseas at cost, price list 5x1st class stamps.

24hr Phone 01652 635885 Mobile 0778 894 0312

Wizard Models Limited, PO Box 70, Barton upon Humber DN18 5XY

MODEL RAILWAY SHOPS

JOHN DUTFIELD CHELMSFORD

Wards Yard, 133 Springfield Park Road, Chelmsford, CM2 6EE
PECO, HORNBY, BACHMANN, FARISH, DAPOL, HELJAN etc
and lots more for the railway modeller.

Opening times: 9 till 5.30 Closed Weds Suns & Bank hols

Tel: 01245 494455

email: heatherwilkinson@btconnect.com
www.johndutfieldmodelrailways.co.uk

EXTREME ETCHINGS
2 Upper Dunstead Road
Langley Mill Nottingham
NG16 4GR
email: brian@shawplan.com
Specialist suppliers of the finest quality
nameplates and detailing components
for the Diesel and Electric era
in 2, 4 and 7mm scales.
01773 718648
www.shawplan.com

- 0 Gauge Kits -

CONNOISSEUR MODELS

- Quality Etched & Cast Metal Kits -
- Locos, Carriages & Wagons -

www.jimmcgeown.com

or Send S.A.E. For Printed Catalogue
1 Newton Cottages, Nr Weobley, HR4 8QX

3DK Downloadable Model
Railway Card Kits

www.3dk.ca

BRANCH LINES

Mashima, Hanzono, Canon motors.
Gears, gearboxes, bearings, drive
shafts, wheels, crankpins, etc.
Black Beetle, Tenshodo motor bogies

4mm loco and chassis kits and detailing
parts and accessories.

4 and 7mm narrow gauge loco,
coach and wagon kits, chopper
couplings

4mm etched coach and PBV kits
(MR/LMS, LBSCR, SECR, SR, TVR)
7mm Ford T Railbus, coach kits.

P.O. BOX, WESTBURY, BA13 9AA
Tel/Fax: 01373 822231
E-mail: sales@branchlines.com

Catalogues: e-mail or SSAE + £1 in stamps or
£2.50 C/card and PLEASE STATE INTERESTS

DCC & ACCESSORIES

Taunton Controls Ltd.

TEST DRIVE THE 611 DCC Controller
HELPLINE 01823 327155

Open 9am to 9pm closed WEDNESDAYS
Website - www.tauntoncontrols.co.uk



611 DCC unit can be used with N gauge up to G, has
28 functions, 300 routes, simple 4 digit numbering,
built in computer interface, and is NMRA compatible
Designed and built in the UK.



MODEL RAILWAY SHOPS

THE HOBBY GOBLIN
STOKE-ON-TRENT
 54 Hamil Road, Burslem ST6 1AU
 Bachmann, Farish, Scenecraft, Woodland Scenics,
 Hornby, PECO, Dapol, Gauguemaster,
 Lenz, Metcalfe and much more!
T: 01782 818433
 e: thehobbygoblin-uk@hotmail.com
www.thehobbygoblin.co.uk

JACKSONS MODELS
 33 NEW STREET, WIGTON, CA7 9AL
Tel: 01697 342 557
www.jacksonsmodels.co.uk
 Hornby, Bachmann, Peco, Dapol, Scenics,
 Javis, Woodland Scenics, Gauguemaster,
 Patronics, Wills, Ratio, Metcalfe, Superquick, etc.
 Opening Times: Mon, Tues, Fri 9-5,
 Thurs 9-6, Sat 9-1, Closed Wed & Sun

Redcar Models & Hobbies
 130 High Street,
 Redcar, Cleveland
 Stocking a wide range of 'OO'
 railways by Bachmann, Hornby,
 Peco and Gauguemaster
Tel: 01642 494 912
sales@redcarmodels.co.uk

MODEL JUNCTION
The Best Model Shop in Suffolk
 Peco
 Hornby
 Bachmann
 Gauguemaster
 Metcalfe Models
 And So Much More
Whiting St. Bury St. Edmunds IP33 1NX
www.modeljunction.com
 Open Mon - Sat 9.00 - 5.00 **01284 753456**

Haslington Models
 134 Crewe Road Haslington CW11 5RQ
Tel/Fax 01270 589079
 Appointed Stockist of
Hornby, Bachmann, Farish, Dapol,
Vi-Trains, Peco, Gauguemaster, Heljan,
Metcalfe, Ratio, Wills etc
 Thursday/Friday/Saturday only
 10.00 until 16.00

Millennium Models
 Hornby Bachmann Peco Gauguemaster
 New and Second Hand Stock
 Javis Dapol Metcalfe Corgi Oxford
67 Queen Street, Morley, Leeds
LS27 8EB Tel: 0113 2189 286

MODEL MANIA
 All leading brands stocked
 Mail order service
 13 Clouds Hill Road, St. Georges,
 Bristol BS57LD
 Open Tues - Fri 09.30 - 17.00, Sat 09.00 - 17.00
Tel: 0117 9559819
 email: modelmaniaemail@aol.com

CAISTOR LOCO
 8 Market Place, Caistor, Unics LN7 6TW
Tel: 01472 859990
For all your Model Railway Needs
 Opening Hours: Mon, Tue, Thurs 10 till 3
 Fri 10 till 3 & 5 till 7 Sat 10 till 5
 Hornby • Parkside • Smiths • Peco • Cambrian
 Metcalfe • Bachmann • Coopers • Mail Coach
 Wills • Farish • Springside • Ratio • Railmatch Point
 • Knightwing • Faller • Knoch • Javis • Woodlands
 Kadec • P.D. Marsh and many more
 Mail order welcome

RHUDDLAN
MODELS
 • Model Railways
 • Games Workshop
 • Die Cast Models
 Corgie - Dinky - Matchbox
 • Plastic Kits
 Airfix - Revel - Etc
NEW AND USED ITEMS
BOUGHT AND SOLD
HIGH ST, RHUDDLAN
01745 590048
www.rhuddlanmodels.co.uk

PAIGNTON
MODEL SHOP
 Stockist of:
 Hornby, Bachmann, Peco,
 Woodland Scenics, Metcalfe,
 Superquick, Airfix, Scalextric, Ratio,
 Wills & Scenerama
 N Gauge stockist for Farish
 Loco Weathering Service Available
60 Hyde Road, Paignton,
Devon TQ4 5BY
Tel: 01803 555882
 Email: **paigntonmodels@hotmail.co.uk**
 Website: **www.paigntonmodelshop.com**

AGR MODEL RAILWAY STORE
NOW buying your unwanted
model railway collections
NOW STOCKING A WIDE SELECTION OF PRE-OWNED
MODEL & NEW RAILWAY COLLECTIONS ONLINE &
INSTORE
www.agrmodelrailwaystore.co.uk
Monday - Friday 9am-5pm Saturday 9am-4pm
 AGR Model Railway Store
 9 High Street Mews,
 28 High Street,
 Leighton Buzzard
 Bedfordshire, LU7 1EA
 01525 854788
sales@agrmodelrailwaystore.co.uk

Kent Garden Railways
16mm and G Scale Specialists
 LGB ♦ Bachmann ♦ Aristocraft ♦ Accucraft ♦ Peco ♦ Piko ♦ Pola ♦ Roundhouse etc
 OO and N from leading suppliers ♦ Hornby ♦ Bachmann ♦ Farish ♦ Heljan ♦ Peco
 66 High Street, St Mary Cray, Orpington, Kent, BR5 3NH Tel: 01689 891668
Shop Open Mon - Sat 09.00 - 17.00 www.kgrmodels.com

H&A MODELS
 Tel: 01933 355531
 Mobile: 07969 535 699
 19 Keats Way, Higham Ferrers,
 Northants. NN10 8DQ
 Email: **sales@hamodels.net**
Coach & Wagon Kits, Wheels, Decals, Wagon Loads, Paint & Sundries
 Parkside Dundas, Cambrian, Genesis, Slaters & Ian Kirk 7mm, Dapol, Precision Paints, Kadec,
 Modelmaster & Old Time Workshop Decals, Labelle Oils, Alan Gibson & Romford Wheels
 Order on line at: **www.hamodels.net** or ring us (same day or next day despatch)
 Precision Paint - pre order and pick up at exhibitions (minimum two weeks notice)
 September Exhibitions - 2nd/3rd Soar Valley LE11 2DU, 16th Mid Essex CM15 8RY, 30th/1st Wigan WN5 0UH

LORD AND BUTLER CARDIFF
 2000 sq ft model railway showroom CAFE & FREE PARKING
LORD AND BUTLER
 The Old Warehouse The Pumping Station
 Penarth Rd Cardiff CF11 8TT
OPEN Mon - Sat 10-5.30 Sunday CLOSED
029 2066 7225
info@lordandbutler.com lordandbutler.com

WALTONSMODELS.CO.UK
Where Will Your Hobby Take You Today?
 Figures from £5.20
 Peco Accessories from £2.75
 Hornby DCC NMRA
 decoder only £13.75
 Crosfield Chemicals
 Limited Edition
 3 x Wagons
 £29.95
info@waltonsmodels.co.uk 0161 928 5940
30 Stamford Street, Altrincham, Cheshire, WA14 1EY
HORNBY **GENESIS** **GRAHAM FARISH** **PECO** **FLEISCHMANN** **Roco**

RON LINES
LARGE STOCKS OF PRE-OWNED RAILWAYS,
A SELECTION OF WHICH IS ON OUR WEBSITE.
 We stock new Hornby, Bachmann, Graham Farish, PECO,
 Expo Tools, Electrical components & much more!
 We also purchase your unwanted railways, whether it's a
 single item or collection - anything considered.
 Whether you're a novice or an expert we are always happy
 to help! So why not visit us today or give us a ring!
Tel: 02380 772 681
342 Shirley Road, Southampton, SO15 3HJ
Open: Mon to Fri 10am-5pm & Sat 9am-4pm
www.ronlines.com

MODEL RAILWAY SHOPS

TRIDENT TRAINS

www.tridenttrains.co.uk
01270 842 400

We stock
HORNBY-BACHMANN-GRAHAM FARISH-DAPOL OO & N
PECO-RATIO-WILLS-RAILMATCH-PAINTS-HUMBROL
PLASTIC-JAVIS-WOODLAND-SCENIC-OXFORD DIECAST
METCALFE OO & N-SUPERQUICK-TCS DECODERS-LENZ DCC
GAUGEMASTER-TRACKSETTA OO & N + MUCH MORE.
WEDNESDAY - SUNDAY 10.00 TIL 5.00

No10, The Craft Arcade, Dagfields Craft Centre
Crewe Road, Waltherton, Nantwich,
Cheshire, CW5 7LG

EDDIE STOBART LTD
EXPRESS ROAD HAULAGE SPECIALIST

www.BestsModeller.co.uk
0781 4751547

We at BESTSMODELLER sell all Die-Cast Models, Hornby, Lima, Bachmann Railways, Eddie Stobart products, Corgi Buses and have many other products to sell. You can also purchase online at our website.

MODEL SHOPS

THE MODEL SHOP

Specialist Model Railway Stockist
4 St David's Hill, Exeter EX4 3RG
(just off the old Iron Bridge)
Now agents for NCE DCC systems
www.trainsandtrack.co.uk
Tel: 01392 421906
shop open Tue/Sat 9.30-5.00pm
Now taking orders for New Releases

Visiting the Isle of Wight?

Two floors of
locomotives, wagons, coaches, buildings,
scenery, electrics, figures, cars and more!

N/009/HO/00/On30/G

UPSTAIRS DOWNSTAIRS
Pier Street - Sandown - PO36 8JR
01983 406 616 - www.udiw.com

The Model Shop
www.marketmodels.co.uk

Trains, boats, planes,
cars, vans, lorries
Unit 7a Ground Floor
The Octagon Centre
New Street, Burton On Trent,
Staffordshire, DE14 3TN
07939544527
Bob, Liz, Ashley

THE MODEL SHOP

MON-SAT 9.00 - 5.30
OPEN SUNDAYS 10.00 - 2.00

117 New Road, Portsmouth PO2 7QS
Tel No. 023 9265 3100
Email. modelshop117@gmail.com

mike's models
- THE MODELLERS MODEL SHOP -

Contact us on:
3-5 Brockwell Rd, Birmingham B44 9PF
01213 604 521
Email: info@mikes-models.co.uk
www.mikes-models.co.uk

Over 11,000 products
in stock covering
all aspects of model
making.
Great after sales
support.
From ready to go
train sets to materials
for your layout or
anything in between.

MODEL SHOPS

Trains4U.com 27 St. David's Square, Fengate,
Gillingham, Peterborough, PE1 5QA
Open Tues-Fri 9:30-5:00, Sat 9:00-5:00, Sunday 10:30-3:30, closed Monday

Huge range of Models in N, OO & O. Used items bought & sold. Free parking

- Models detailed & weathered to your specification
- DCC & Sound Fitting
- Repairs & Servicing

Tel: 01733 895989 e-mail: Trains4U@BTConnect.com

ONLINE MODEL SHOP

14 Woodsage Drive,
Dorset SP8 4UF

RAILWAYSCENICS 01747 826269
Secure online ordering

Online model shop supplying a wide range of tools, scenics, materials, electrical parts and components.
Kits and downloadable products to model railway enthusiasts.

www.railwayscenics.com • sales@railwayscenics.com

PAINTS

PHOENIX PRECISION
PRECISION PAINTS & CHERRY PAINTS
The Original and still the best

CHURCHWARD MODELS
DMR
Products

Etched Brass Steam Locomotive Kits and Fittings
Steam Locomotive Name and
Number Plates.
& Kits and bits from
No Nonsense Kits

www.phoenix-paints.co.uk sales@phoenix-paints.co.uk
01268 730549

TOY & TRAIN FAIRS

ALFRETON LEISURE CENTRE, TOY AND TRAIN FAIR: DE55 7BD Friday 8th September, 7pm - 9pm, refreshments available. Perfect start to the weekend
Contact Malc: 07951 072790

RUGBY VINTAGE OLD TOY & TRAIN COLLECTORS FAIR, The Benn Hall, Newbold Road, Rugby, Warwickshire, CV21 2LN Saturday 2nd September 2017 10.30am-3pm Adults £3.50 Seniors £3 Children £1 (under 5s free) www.bpfairs.com Tel 01604 846688.

COVENTRY TOY & TRAIN FAIR, The Connexion Leisure Club, Leamington Rd, Ryton-on-Dunsmore, Coventry, CV8 3FL Sunday 10th September 2017 10.30am-3pm more than 150 stalls Adults £3 Seniors £2.50 Children £1 (under 5s free) FREE PARKING www.bpfairs.com Tel: 01604846688

ASHFIELD TOY & TRAIN FAIR, Festival Hall NG17 7DJ. Sunday 17th September 10am-2pm. Good access, refreshments, free parking. Contact Malc: 07951 072790

KIDDERMINSTER TOYFAIR, Gilt Edge Leisure Centre, Zortech Avenue, Kidderminster. DY11 7DY (off A451). Sunday 24th September 10.30am-2.00pm, £1.50 entry, Tony Oakes Fairs 01270 652773

WANTED

Tri-angman
Specialist in Model Railway
Tri-ang, Hornby, Bachmann, Wrenn, Minic, etc

BUY & SELL HARD TO FIND ITEMS & COLLECTABLES

Find me on www.tri-angman.co.uk
Tel: 07966 333605 Email: laurence@tri-angman.co.uk

NAMEPLATES & ETCHING

247 DEVELOPMENTS

For your 4mm Loco plates & Loco detailing parts

247 Developments
1 Pen Y Bant, Seven Sisters
Neath, SA10 9AB
01639 701583
Email: info@247developments.co.uk
Web Site 247developments.co.uk

TOY & TRAIN FAIRS

MACRON STADIUM TOY FAIR (Formerly Reebok Stadium) The Premier Suite, Macron Stadium, De Havilland Way, Horwich, Bolton, Lancashire, BL6 6SF Sunday 24th September 2017 10.30am-3pm 280 stalls Adults £3.50 Seniors £3 Children £1 (under 5s free) FREE PARKING www.bpfairs.com Tel: 01604846688

RUGBY EVENING TOY & TRAIN COLLECTORS FAIR, The Benn Hall, Newbold Road, Rugby, Warwickshire, CV21 2LN Tuesday 12th September 2017 8pm - 9pm Adults £1.50 Seniors £1.20 Children 50p (under 5s free) www.bpfairs.com Tel 01604 846688
Parking is FREE from 7pm onwards

SANDOWN PARK TOY & TRAIN COLLECTORS FAIR Europe's No1 Toy Collectors Fair Sandown Exhibition Centre, Sandown Park Racecourse, Portsmouth Rd, Esher, Surrey, KT10 9AJ Saturday 16th September 2017 10.30am-3pm Adults £6 Seniors £5.50 Children £2 (under 5s free) FREE PARKING www.bpfairs.com Tel 01604846688

TRAIN & TOY COLLECTORS FAIR - Wirral Sunday 3rd September 2017, 10.30am - 2.30pm Hulme Hall, Port Sunlight, Wirral CH62 5DH, Up to 65 tables, Admission Adults £2.00 Children 50p. Contact: Barry Stockton on 0151 334 3362

TOY & TRAIN COLLECTORS FAIR Gateshead International Stadium Neilson Road, Gateshead NE10 0EF (Just off Felling-by-pass, A184) Saturday 9th September 2017 10:00am - 3:00pm Adults £3, Children & Senior Citizens £2 Tel: 07504 035955 Email jim_corr73@hotmail.co.uk Like us on Facebook Northernmtoyfairs

see the full range of
kits and building papers at...

www.superquick.co.uk



C6 Victorian Terrace House Fronts



DIE-CUT CARD KITS

A5 Locomotive Shed (double track)



A16 Stone Bridge/Tunnel Entrance



**OUT
NOW**



A15 Blue Brick Bridge/Tunnel Entrance
(road bridge arrangement)



C01 Restaurant, Offis & Hotel



B24 Farmhouse



A14 Red Brick
Bridge/Tunnel Entrance

**NO PRINTING
REQUIRED**



C5 Victorian Terrace House Backs



A13 Ash Plant

Fine 00/100 detail from...

SUPERQUICK
MODEL KITS

Available from all good model shops & online NOW!

SQUIRES MODEL & CRAFT TOOLS

100 London Rd, Bognor Regis, West Sussex PO21 1DD

Tel: 01243 842424 Fax: 01243 842525

Email: sales@squirestools.com www.squirestools.com

Squires will be exhibiting at the following shows in 2017

Diary updated as bookings are confirmed

Aug 12 - BEXHILL Model Railway Exhibition, St. Richards Catholic College, Ashdown Road, Bexhill-on-Sea, East Sussex, TN40 1SE Sat 10-5. Plenty of FREE Parking on site.
Aug 12/13 - SKIPTON M/Railway Exh, Skipton Academy (Formerly Aireville School) Gargrave Rd, Skipton, BD23 1UQ, Sat 10-5, Sun 10-4. www.skiptonrailsoc.org.uk
Sept 2/3 - TELFORD GUILDEX 2017, O Gauge Exhibition & Trade Show, The Telford Exhibition Centre, St. Quentin Gate, Telford, TF3 4JH, Sat 10-5, Sun 10-4. **Coming to Telford??? - Why not try Sunday???**
- the show is less busy - see more of the layouts AND a lot easier to get to our stand!! :-)
Sept 9/10 - SWINDON Model Railway Festival, STEAM, Museum of the Great Western Railway, Fire Fly Ave, Swindon, SN2 2EY Sat/Sun 10-5 Tel 01793 466646, Email enquiries: steammuseum@swindon.gov.uk
Sept 16/17 - AYR Model Railway Exhibition The Citadel Leisure Centre, Ayr. KA7 1JB. *Modern Venue with easy access & FREE car parking.* Sat 10-5/Sun 10-4

SEPT 16/17 - SHILDON AUTUMN STEAM GALA

Locomotion Museum, Shildon DL4 1PQ Sat/Sun 10 - 5pm.

*Free Car Parking and Free Entry to Museum and Exhibition

- Yes that's Free Entry!!!!* :-)

MAIN ATTRACTION - come and see LNER Class A3 4472 Flying Scotsman

Sept 23/24 - HALIFAX M/Rail Exh, North Bridge Leisure Centre, Halifax, HX1 1XH. Sat/Sun 10 - 5.
Sept 23/24 - WORTHING Model Railway Exhibition, Durrington High School, The Boulevard, Durrington, Worthing, West Sussex. BN13 1LA Sat 10-5, Sun 10-4 *Plenty of FREE Parking*
Oct 7/8 - SHILDON, Model Railway Exhibition, Locomotion Museum, Shildon DL4 1PQ Sat/Sun 10 - 5pm. *Free Car Parking & Free Entry to Museum & Exhibition - Yes that's Free Entry!!!!* :-)
Oct 7/8 - FAREHAM Fareham & District Model Railway Exhibition, Fareham Leisure Centre, Park Lane, Fareham, Hampshire, PO16 7JU. Saturday 10-5.30, Sunday 10.00 - 16.30.
Oct 7/8 - FOLKESTONE Folkestone, Hythe & District M/Railway Exh, The Leas Cliff Hall, Folkestone, Kent. CT20 2DZ. Sat 10-5.30, Sun 10-5.
Oct 7/8 - SWANSEA Model Railway Exhibition, Swansea Leisure Centre, Oystermouth Rd, Maritime Quarter, Swansea SA1 3ST Sat 10-5, Sun10-4.
Oct 14/15 - ALDERSHOT Farnham Model Railway Club Exhibition, Connaught Leisure Centre, Tongham Road, Aldershot, Hants. GU12 4AS. Sat 10-5, Sun 10 - 4.30
Oct 21 - CHICHESTER M/Rail Ex, Boy's H/Sch, Kingsham Rd, Chichester, W.Sussex. PO19 8AE.10-5.
Oct 21/22 - UCKFIELD M/Rail Ex, Uckfield Civic Centre, Uckfield. TN22 1AE Sat/Sun 10 - 5.
Oct 28/29 - STOCKPORT Hazel Grove & District Model Railway Society Exhibition, Hazel Grove Recreation Centre, Jacksons Lane, Hazel Grove, Stockport, Cheshire, SK7 5JX Sat 10 -5, Sun 10-4.
Oct 28/29 - LEEDS The Leeds Model Railway Society, Model Railway Exhibition, The Grammar School, Alwoodley Gates, Harrogate Road, Leeds, LS17 8GS Sat 10-5, Sun 10-4.30
Oct 28/29 - ABERDEEN Model Railway Exhibition, Hallmark Hotel, Aberdeen Airport, Aberdeen, AB21 7DW Sat 10-5/Sun 10-4. **New Venue - www.facebook.com/AberdeenModelRailwayclub**
Nov 4 - HIGH WYCOMBE - WYCRAIL 17 M/Rail Ex, Cressex Community Sch, Cressex Rd, High Wycombe, Bucks, HP12 4UD. Sat 10-5.
Nov 4/5 - ANGMERING W.Sussex Area Group N Gauge Society Model Railway Exh, The Angmering School, Greenwood Drive, Station Rd, Angmering, BN16 4HH, Sat 10-5 Sun 10-4 *Now 2 Day Show
Nov 11/12 - SPALDING Model Railway Exhibition, Springfield Event Centre, Camelgate, Spalding, PE12 6ET, Sat 10-5/Sun 9.30-4.30.
Nov 11/12 - TELFORD IPMS SCALE MODEL WORLD 2017 The Telford Exhibition Centre, St. Quentin Gate, Telford, TF3 4JH, Sat 10 - 6, Sun 10 - 4.00 Free Entry for IPMS Members. **Coming to IPMS Telford? Why not try Sunday? The show is less busy AND a lot easier to get to our stand!! :-)**
Nov 17-20 - WAKEFIELD 56th Model Railway Exhibition, Thornes Park Athletics Stadium, Horbury Road, Wakefield, WF2 8TY Friday 5.30-9. Saturday 10-5.30. Sunday 10-4.30
Nov 18 - PORTSMOUTH South Hants Model Railway Exhibition ,Admiral Lord Nelson School , Dundas Lane, Portsmouth, Hants PO3 5XT. Saturday 10-5 ***Plenty of Free Parking***
Nov 18/19 - WORKINGTON Model Rail Show, University of Cumbria, Energen Building, Blackwood Rd, Lillyhall Estate, Workington, Cumbria, CA14 4JW. Sat 10 - 5, Sun 10 - 4.
Nov 25/26 - BIRMINGHAM Warley National Model Railway Exhibition Hall 5, NEC Birmingham 40 1NT. Sat 9.45-6pm, Sun 9.45-5pm. **50th Exhibition** Advance Ticket Holders gain entry 9.15am both days.
Coming to Warley? Why not come on the Sunday?? The show is much quieter - See more of the layouts - and it is a lot easier to get to our stand! Centre Piece Locomotive Attraction & Junior Modeller Sponsored by Squires

EXHIBITIONS & SHOWS IN 2018

Jan 13/14 - BOGNOR REGIS Model Railway Exhibition, Felpham Community College Felpham Way, Felpham, Bognor Regis, West Sussex PO22 8EL Sat 10-5, Sun 10-4.30 *Plenty of Free Parking*
Jan 21 GUILDFORD - Astolat Model Railway Exhibition, The Surrey Sports Park, University of Surrey, Richard Meyjes Road, Guildford, Surrey, GU2 7AD. Sunday 10-5. www.astolatmrc.co.uk
Jan 27/28 KENDAL M/Railway Exhibition Leisure Centre, Burton Rd, Kendal, LA9 7HX Sat/Sun 10-5
Jan 28 BRISTOL - Bristol 'O' Gauge Group Exhibition University of the West of England (UWE Bristol), Conference & Exhibition Centre, Filton Road, Bristol, BS34 8QZ. Sun 10 - 4.00pm.
Feb 3/4 ALTON - FebEx 2018 Alton Model Railway Group Exhibition Eggars School, Anstey Road, Alton, Hants, GU34 4EQ. Saturday 10.30 - 5. Sunday 10.30 - 4.00.
Feb 18 - MANCHESTER ALSRM O Gauge Show, Woodhouse Park Lifestyle Centre, Portway, Wythenshawe, Manchester, M22 1QW 10-4. Free Parking, Test Track, 16 'O' Gauge layouts. *Free entry ALSRM Members*
Feb 23-25 GLASGOW Model Rail Scotland Scottish Exhibition Centre, Glasgow, G3 8YW. Friday 10.30 - 6, Saturday 9.30 - 6, Sunday 9.30 - 5. www.modelrail-scotland.co.uk
Mar 3/4 - PRESTON Preston & District Model Railway Exhibition, Sports Hall, Preston College, St Vincents Road, Fullwood, Preston, Lancashire, PR2 8UR. Sat/Sun 10 - 5pm.
Mar 10/11 - KEIGHLEY Model Railway Exhibition, University Academy Keighley (UAK), Green Head Road, Utley, Keighley, BD20 6EB. Sat/Sun 10-5.

New Tools Shop Extension Now Open.

New Printed Mail Order Catalogue to be published soon - reserve your copy now.

Exhibition Invitations always welcomed.

NEXT ISSUE

DIGITAL SPECIAL

For our digital special the *Hornby Magazine* team is assembling more than 30 pages of material to help you get the most from this ever-developing form of model railway control. Next issue we bring you up-to-date with the latest digital products, assess the best control systems in the £200+ price bracket, explain how Hornby's new solo Twin Track Sound decoders can be installed in a range of models, offer our 20 top tips for locomotive control and much more. **Don't miss it!**

Poulton-le-Fylde

Greig Mackenzie set out to model a small slice of North West railway operation in the early 2000s and Poulton-le-Fylde on the route to Blackpool North was his chosen location. Discover the full story behind this digital controlled 'OO' gauge layout next month.



REALISTIC WOOD

Nigel Burkin goes in search of the perfect technique to recreate realistic wood effects in miniature. Follow his step-by-step guide in the October issue to find out more.



ST MICHAEL'S BRIDGE

Chelmsford and District Model Railway Club's 'O' gauge group set out to build a brand new layout and this time it offers continuous running as well as the potential to operate it with both analogue and digital control.



THE NEXT ISSUE OF
HORNBY
magazine

is on sale September 14 2017

DON'T MISS IT!

PLUS

We'll be reviewing all the latest models, reporting the latest news, showcasing your layouts in Showcase, answering your questions in the Enquiry Office and taking you behind the scenes at the *Hornby Magazine* workshop to help you get the most out of your modelling projects.

dapol

model railway company

Dapol Limited, Gledrid Industrial Park, Chirk, Wrexham, LL14 5DG

Tel: 01691 774455
Fax: 01691 778866
e-mail: sales@dapol.co.uk


www.dapol.co.uk

August releases

Jinty

NEW!

Class 08



This is a 1st Decorated Sample Copyright Dapol Ltd.

- 7S-026-001/D/U/UD - Jinty 3F 0-6-0 16564 LMS Early Crest/DCC/U/UDCC
- 7S-026-002/D/U/UD - Jinty 3F 0-6-0 16554 Late LMS/DCC/U/UDCC
- 7S-026-003/D/U/UD - Jinty 3F 0-6-0 No 23 S & D Blue/DCC/U/UDCC
- 7S-026-004/D/U/UD - Jinty 3F 0-6-0 47673 BR Late Crest/DCC/U/UDCC
- 7S-026-005/D/U/UD - Jinty 3F 0-6-0 47501 British Railways/DCC/U/UDCC
- 7S-026-007/D - Jinty 3F 0-6-0 7480 LMS Late Push Pull/DCC



This is a 1st Decorated Sample Copyright Dapol Ltd.

- 7D-008-007/D/U/UD - Class 08 BR Black 13003/DCC/U/UDCC
- 7D-008-008/D/U/UD - Class 08 BR Green D3305 Early Crest Wasp Stripes/DCC/U/UDCC
- 7D-008-009/D/U/UD - Class 08 Green D3002 Late Crest Wasp Stripes/DCC/U/UDCC
- 7D-008-010/D/U/UD - Class 08 Blue D3316 no ladder/DCC/U/UDCC
- 7D-008-011/D/U/UD - Class 08 Blue 08173 no ladder/DCC/U/UDCC



7F-071-037
7 Plank
Black Park Chirk 2028

7F-071-038
7 Plank
Black Park Ruabon 328



7F-071-037W
7 Plank
Black Park Chirk 2028
Weathered

7F-071-038W
7 Plank
Black Park Ruabon 328
Weathered



- 2F-028-005 - 45Ft Container Curtain Sided Less CO2 450004-3 + 450002-2
- 2F-028-007 - 45Ft Container Curtain Sided Less CO2 450012-5 + 450013-0



- 2F-028-006 - 45Ft Container Curtain Sided Less CO2 450004-3 + 450002-2 Weathered
- 2F-028-008 - 45Ft Container Curtain Sided Less CO2 450012-5 + 450013-0 Weathered



- 4F-028-003 - 45Ft Container High Cube Malcolm Logistics 450033-3 + 450029-3
- 4F-028-011 - 45Ft Container High Cube Malcolm Logistics 450012-2 + 450049-9



- 4F-028-004 - 45Ft Container High Cube Malcolm Logistics 450033-3 + 450029-3 Weathered
- 4F-028-012 - 45Ft Container High Cube Malcolm Logistics 450012-2 + 450049-9 Weathered



4F-012-013 - Ventilated Van - BR B768115



4F-012-014 - Ventilated Van - BR B768115 Weathered



4F-016-104 - Banana Van - BR Bauxite B881915



4F-016-105 - Banana Van - BR Bauxite B881915 Weathered



4F-021-011 - Box Van - SR 44620



4F-021-012 - Box Van - SR 44620 Weathered



4F-071-112 - 7 Plank - Newcastle 786



4F-071-113 - 7 Plank - Newcastle 786 Weathered

All product release dates correct at time of going to press

Product Scale Key

O Gauge

OO Gauge

N Gauge

dapol

collectors
club

15% DISCOUNT ON ALL DAPOL PRODUCTS PURCHASED THROUGH DAPOL

ANNUAL OPEN DAY

4 NEWSLETTERS PER YEAR

ONLY £25 PER YEAR

IN GAUGES 'N' 'OO' & 'O'

FOR MORE INFORMATION CONTACT ANDREA / NEIL ON 01691 774455 OPTION 1 OR EMAIL club@dapol.co.uk

SPECIAL COMMISSION WAGONS

- YOUR CHOICE OF DAPOL BODY
- YOUR CHOICE OF LIVERY
- TURN AROUND IN JUST 3 MONTHS
- FROM JUST 100 IDENTICAL MODELS IN 'OO' OR 'N' 25 IN 'O'
- FOR MORE DETAILS CONTACT CLAIRE ON 01691 774455 OPTION 1 OR EMAIL studio@dapol.co.uk

We've got the Power

These N Scale Power Station model buildings are fully painted and decorated to be sited on your layout straight from the box.



42-198- Power Station Chimney
30 x 30 x 340 mm




42-298- Low Relief Boiler House
186 x 28 x 157 mm



42-197- Coal Distribution Building
91 x 55 x 88 mm



42-297- Low Relief Cooling Tower
105 x 210 x 280 mm



42-299- Low Relief Turbine Hall
230 x 45 x 107 mm



42-196- Rail Interchange Shed
135 x 73 x 43 mm

