

# CATALOGUE 2018



[www.migjimenez.com](http://www.migjimenez.com)







# THE AMMUNITION FOR MODELLING

*La munición para el modelista*



The difference between an average modeller and excellent modeller is not based on the tools used by each of them, nor is it based on the airbrush, paints, or models that they purchase. What really makes a modeller different from the others is their "experience". The experience is not limited to models, but includes all things in life. Experience makes us evolve, improve, move forward, discover new worlds, and take aim at new targets. In short, our experiences make us better in all aspects of life. Everything a modeller needs to make better models can be discovered through experience. Unfortunately for modelers, experience is always linked to time and time is the most limited resource in our lives.

AMMO of Mig Jimenez is now, without a doubt, the most experienced company in the world in weathering products and modeling effects. All of this experience is now within your reach, in the most comprehensive collection of modeling products available, created and perfected over many years through the hard work and experiences of a modeller: Mig Jimenez.

A lifetime dedicated to the development of techniques for modeling, teaching, and disseminating many techniques and tricks, has resulted in a number of products that have been perfected through natural selection. From the creation of his first company the experience gained through the many years of product development has resulted in the final collection, AMMO: of Mig Jimenez. Here each product is a refinement of the above, where all of the details have been improved, where formulas have been adjusted for maximum quality, performance, and efficiency to meet the demands of even the most experienced and talented modelers.

Only with AMMO you can cover all of your needs, from primers and accurate base colors to more realistic and stunning weathering. You no longer need to waste time looking for mixtures, mixing ratios, or problem solving. You can absorb and utilize all the experience of decades instantly, leaving you free to concentrate on creating your models. And this is what all creative modellers seek in the end: the fastest route between the idea and the final model. AMMO is the highway that connects your ideas to excellent final results.

So the entire AMMO team is proud to bring you only the best, the top of the pyramid, the most powerful ammunition for the most accurate results.

We are the ammunition of modeling and we will be in the field with you now – as we have been in the past - bringing your imagination and your models together.



*La diferencia entre un modelista normal y un modelista excelente no está basada en las herramientas usadas por cada uno de ellos. Tampoco en las habilidades, ni en el aerógrafo que use cada uno, ni en las pinturas, ni en la marca de maquetas que cada uno compra. Lo que realmente hace diferente a un modelista es la "experiencia". Pero la experiencia no es sólo propia del modelismo, sino de todas las cosas en la vida. La experiencia nos hace evolucionar, ser mejores, avanzar, descubrir nuevos mundos, nuevas metas. En definitiva, la experiencia nos hace mejores en la vida. Todo lo que un modelista necesita para hacer mejores maquetas es experiencia. Pero la experiencia siempre va unida al tiempo y el tiempo es el elemento más escaso en nuestra vida.*

AMMO of Mig Jimenez es ahora mismo, sin ninguna duda, la empresa más experimentada del mundo en productos para envejecido y efectos en el modelismo. Y toda esa experiencia está ahora a tu alcance, en la colección más perfecta de productos para modelismo creada a lo largo de muchos años de esfuerzo y experiencia por un sólo modelista: Mig Jimenez.

*Toda una vida dedicada a desarrollar técnicas para modelismo, a enseñar y divulgar multitud de técnicas y trucos, han dado como resultado una serie de productos que han pasado por una selección natural. Desde los orígenes de la creación de su primera empresa el resultado de todos esos años de desarrollo de productos ha desembocado en su colección definitiva, AMMO, donde cada uno de los productos es un refinamiento de todo lo anterior, donde se han cuidado todos los detalles, se han mejorado las fórmulas y se han ajustado todos los aspectos de calidad, producción y eficacia para satisfacer a los modelistas más exigentes.*

*Solamente con AMMO, podrás cubrir todas tus necesidades, desde las imprimaciones y colores base hasta los acabados más realistas e impresionantes. Ya no necesitarás perder tiempo buscando o haciendo mezclas o solucionando problemas. Podrás absorber toda la experiencia de décadas al instante, para que te puedas concentrar en crear. Y esa creación es lo que todos los modelistas buscan en definitiva, el camino más rápido entre la idea y el modelo final. Y AMMO es la autopista que los une.*

*Por eso, todo el equipo de AMMO está orgulloso de ofrecerte sólo lo mejor, la punta de la pirámide, la munición más exclusiva para un tirador de élite como tú.*

*Somos la munición del modelismo y estaremos en el campo de batalla junto a ti. Aunque en realidad siempre hemos estado.*

Mig Jimenez



# EVERYTHING YOU NEED AT

[www.migjimenez.com](http://www.migjimenez.com)



PROCESSED  
IN 24 HOURS



ONE  
CLICK!



DISCOUNTS  
& promotions



FREE\*  
SHIPPING



SECURE  
payment

PayPal

Redsys



All orders are processed in 24 hrs. | All you need for your projects  
in one click | Exclusive discounts and promotions | Order your  
plastic models together with your paints and publications | Free  
shipping\*

We bring the store to your door because...

*you are part of Ammo*



Order  
with confidence  
thanks to our  
secure payment  
system

\*Free shipping for European Union (EU) only



# INDEX / Índice



**4 /** 1945 KING TIGER  
*1945 King Tiger*

**5 /** MODERN GAS STATION  
*Gasolinera Moderna*

**6 /** ACRYLICS  
*Acrílicos*

**30 /** SCI-FI  
*Ciencia Ficción*

**36 /** Oilbrushers  
*Oilbrushers*

**40 /** WEATHERING  
*Weathering*

**70 /** AIRPLANES  
*Airplanes*

**82 /** ALCLAD METAL II  
*Alclad Metal II*

**83 /** ENCYCLOPEDIA OF AIRCRAFT  
*Enciclopedia de Aviación*

**84 /** PUBLICATIONS  
*Publicaciones*

**102 /** AUXILIARY PRODUCTS  
*Productos Auxiliares*

**103 /** BURNISHING PRODUCTS  
*Productos para Metales*

**104 /** Vegetation  
*Vegetación*

**109 /** ACCESSORIES  
*Accesorios*

**120 /** MERCHANDISING  
*Merchandising*

**122 /** COLABORATIONS  
*Colaboraciones*



Model by Mig Jimenez

# 1945 King Tiger

Panzerkampfwagen Tiger Ausf. B. Henschel Turret

A.MIG-8500

**2 in 1**

March 1945 Last version  
July 1945 Project



March 1945 model - Last version

This version incorporated the last improvements that entered production with the turret completed by Wegmann in March 1945:

- Deleted ring on the commander's cupola.
- Simplified rear turret hatch.
- New holders for the spare links model Kgs 73/800/152 (18-tooth drive sprockets).
- Five D-loops welded to the turret sides to help attach foliage as camouflage.


The following modifications were added to the hull rear:

- Deleted jack and wooden jack block.
- Cooling air louvers on the rear engine deck to replace the large grille openings.
- Two new locks for the driver and assistant driver/hull machine-gunner.
- Internal mechanical changes

Proposed model July 1945 (What If) - Mit Infrarot-Scheinwerfer (FG 1250) and Em. 1.6. m R (PZ)

This version would have entered production in July 1945, including many improvements compared to the previous models:

- New Entfernungsmesser 1.6 m R (PZ) range finder, exclusively designed for the new modified turret of the Tiger B.
- Three-piece engine access hatch.
- New radiator system (heating).
- A Sturmgewehr 44 instead of a MG 34 in the glacis ball mount (not in all versions).
- An MG 42 in a new mount in place of the MG34 co-axial MG used on the previous models.
- Infrared system Mit Infrarot-Scheinwerfer (FG 1250).





# MODERN GAS STATION

2 FUEL PUMPS



Limited  
Edition



COMING  
SOON



## PLASTIC KIT WITH DECALS

- READY TO ASSEMBLE PRECISION MODEL KIT
- INTENDED FOR COLLECTORS AGE 14 YEARS AND OLDER.
- CONTENTS MAY VARY FROM IMAGE ON THE BOX.
- CEMENT AND PAINT SOLD SEPARATELY
- INCLUDES DECALS FOR 15 DIFFERENT REFUELING STATIONS FROM AROUND THE WORLD.

1/35  
A.MIG-8501





# ACRYLIC SETS

Sets Acrílicos



High quality water base acrylic paints. Each color has been analysed, research and develop by experts for maximum accuracy to real subject that allow us to obtain the correct colors in our model kits. Our range is specially formulated for maximum brush & airbrush performance in just one bottle. 17ml jar. Each jar includes a dropper and a stainless steel agitator to facilitate mixture. Water soluble, odorless, non-flammable and non-toxic. Shake thoroughly before each use. We recommend A.MIG-2000 Acrylic Thinner for thinning if necessary and A.MIG-2017 Transparator for semi-transparent coats. Dries completely in 24 hours in a high resistant coat.



Pintura acrílica base agua de la más alta calidad. Cada color ha sido analizado, investigado y desarrollado por expertos para obtener la máxima fidelidad al color real y poder obtener el color exacto en nuestras maquetas. Nuestra gama está desarrollada para obtener los máximos resultados tanto a aerógrafo como a pincel comprando un solo bote. Cada bote de 17 mL incluye un dosificador y un agitador de acero inoxidable para facilitar el mezclado. Solubles en agua, inodoras, no inflamables y no tóxicas. Agitar completamente antes de usar. Recomendamos diluir con A.MIG-2000 Acrylic Thinner en caso de necesidad y A.MIG-2017 Transparator para obtener capas semitransparentes. Secan completamente en 24 horas en una capa de alta resistencia.

## A.MIG-7107

1935-1945 SOVIET CAMOUFLAGES / Camuflajes soviéticos 1935-1945

Soviet tanks colors from 1935 to 1945

Acrylics paints. 6 jars. 17 ml

Acrylic paints set for the Red Army vehicles during the 1935-1945 period. Includes the widely used green khaki 4B0, the 7K sand, 6K brown, and two green colors of interwar period also seen at the beginning of World War II: the 3BAU and a green protective coating. This set also includes the new product A.MIG-024 for winter camouflage. This product is made from the same formula as the product used in reality by the Soviet Army, so it can be chipped and washed away as it actually occurred in real vehicles.

Included colors:

- A.MIG-019 4B0 RUSSIAN GREEN
- A.MIG-020 6K RUSSIAN BROWN
- A.MIG-021 7K RUSSIAN TAN
- A.MIG-022 3B AU BASIC PROTECTOR ALKIDNO-URETANOVAYA
- A.MIG-023 PROTECTIVE GREEN
- A.MIG-024 WASHABLE WHITE CAMO



## A.MIG-7109

MODERN RUSSIAN CAMO COLORS / Camuflajes rusos modernos

Colors used by the Russian AVFs in the actual days

Acrylics paints. 6 jars. 17 ml

Acrylic paints set for paintings modern Russian vehicles. Includes green khaki tone, oil ochre, grey, light green khaki, yellow grey and black. These colors are some of the ones used by the Russian vehicles in the last years. Combinations of these colors are almost endless in the real tanks although in the box we include some suggestions. Modern Russian colors are very difficult to classify and identify mainly due to an extensive range of used colors in recent years. But this choice has been carefully prepared by experts from Ukraine and Russia

Included colors:

- A.MIG-046 MATT BLACK
- A.MIG-055 OIL OCHRE
- A.MIG-056 GREEN KHAKI
- A.MIG-057 YELLOW GREY
- A.MIG-058 LIGHT GREEN KHAKI
- A.MIG-059 GREY



**A.MIG-7100****EARLY GERMAN COLORS / Colores alemanes de principios de guerra**

Camouflage colors used from 1939 to 1944

Acrylics paints. 6 jars. 17 ml

Set for painting German Army vehicles, especially the colors used from 1939 until the end of 1944. With this set modellers can paint German tanks without complex mixtures or hours of intensive research.

Included colors:

- A.MIG-002 RAL 6003 OLIVGRÜN OPT.2
- A.MIG-008 RAL 7021 DUNKELGRAU
- A.MIG-010 RAL 7028 DUNKELGELB (MID WAR)
- A.MIG-015 RAL 8017 SCHOKOBRÄUN
- A.MIG-017 RAL 9001 CREMEWEISS
- A.MIG-018 WAFFEN SS - POLIZEI GRÜN

**A.MIG-7101****LATE WAR GERMAN COLORS / Colores alemanes de finales de guerra**

Camouflage colors used from 1944 to 1945

Acrylics paints. 6 jars. 17 ml

In late 1944, the German army introduced new rules and new variants in the colors used for painting their vehicles. With this set modellers can paint German late war tanks without complex mixtures thanks to our extensive historical research.

Included colors:

- A.MIG-001 RAL 6003 OLIVGRÜN OPT.1
- A.MIG-003 RAL 6011 RESEDAGRÜN
- A.MIG-004 RAL 6011 B RESEDAGRÜN
- A.MIG-011 RAL 7028 DUNKELGELB AUS '44 DG I
- A.MIG-012 RAL 7028 DUNKELGELB AUS '44 DG III
- A.MIG-014 RAL 8012 ROTBRAUN

**A.MIG-7112****TOOLS COLORS / Colores para herramientas**

Basic colors to paint the tools of your tanks

Acrylics paints. 6 jars. 17 ml

Acrylic set for painting the wooden handles of tools other types of wooden finishes. The set includes three wooden tones, one metallic paint and Bakelite color as used on some tools, such as German WWII shears. Finally, the set includes a helpful dark brown color that can be used to create shadows and grain on wood and rust on rust metal parts.

Included colors:

- A.MIG-036 OLD WOOD
- A.MIG-037 NEW WOOD
- A.MIG-038 LIGHT WOOD
- A.MIG-043 SHADOW RUST
- A.MIG-045 GUN METAL
- A.MIG-913 RED BROWN BASE

**A.MIG-7113****YOM KIPPUR WAR COLORS / Colores de la guerra de Yom Kippur**

Egyptian and Syrian camouflage colors from 1967 to today

Acrylics paints. 6 jars. 17 ml

Acrylic set with the appropriate colors for painting Syrian and Egyptian vehicles from 1967 to present day: especially those used in the Yom Kippur War in 1973. The colors in this set are completely researched, allowing modellers to paint attractive Arab tanks camouflages without complex mixtures.

Included colors:

- A.MIG-029 DESERT SAND
- A.MIG-030 SAND YELLOW
- A.MIG-911 GREY SHINE
- A.MIG-914 RED BROWN LIGHT
- A.MIG-915 DARK GREEN
- A.MIG-931 RUSSIAN DARK BASE





## A.MIG-7105

### TIRES AND TRACKS / Ruedas y orugas

Acrylic paint set to paint rubber tires and rusty and dusty tracks

Acrylics paints. 6 jars. 17 ml

Acrylic set for painting rubber tires and tracks for all vehicles. This set includes two rubber tones, A.MIG-032 Satin Black for new tires and rubber surfaces, and A.MIG-033 Rubber & Tires for old rubber surfaces. Use A.MIG-034 Rust Tracks and A.MIG-035 Dark Tracks to paint tracks of all kinds. This set also includes A.MIG-072 Dust and A.MIG-073 Earth to add dirt effects on the wheels and trucks.

Included colors:

- A.MIG-032 SATIN BLACK
- A.MIG-033 RUBBER & TIRES
- A.MIG-034 RUST TRACKS
- A.MIG-035 DARK TRACKS
- A.MIG-072 DUST
- A.MIG-073 EARTH



## A.MIG-7106

### RUST EFFECTS COLORS / Colores para efectos de oxido

Acrylic paint set for rust, chipping and all corrosion effects

Acrylics paints. 6 jars. 17 ml

Acrylic water based paint set for rust, chipping, and all types of corrosion effects. The set includes five rusty tones with a matt finish to create a rusty surface. It also includes A.Mig-044 which is a helpful dark brown color in a satin finish to obtain dark/rusted steel chipping effects for tanks and any other kind of steel vehicles.

Included colors:

- A.MIG-039 LIGHT RUST
- A.MIG-040 MEDIUM RUST
- A.MIG-041 DARK RUST
- A.MIG-042 OLD RUST
- A.MIG-043 SHADOW RUST
- A.MIG-044 CHIPPING



## A.MIG-7110

### WW I & WW II FRENCH CAMOUFLAGE COLORS

Colores franceses de la 1GM y 2GM

Accurate colors for French WWI & WWII

Acrylics paints. 6 jars. 17 ml

Acrylic water based paint set for painting French vehicles from 1916 to 1940. This set includes the six most common colors used by the French army with Scale Effect Reduction, which allows us to obtain the correct color on our scale models.

Included colors:

- A.MIG-060 PALE GREEN
- A.MIG-061 WARM SAND-YELLOW
- A.MIG-062 FRENCH BLUE
- A.MIG-063 PALE GREY
- A.MIG-064 EARTH BROWN
- A.MIG-065 FOREST GREEN



## A.MIG-7111

### WW I BRITISH & GERMAN COLORS / Colores británicos y alemanes de la 1GM

Accurate colors for WWI British & German

Acrylics paints. 6 jars. 17 ml

Acrylic water based paint for painting WW I German and UK vehicles. This set includes:

A.MIG-077 DULL GREEN, A.MIG-078 OCHRE EARTH and A.MIG-079 CLAY BROWN for German vehicles  
 A.MIG-074 GREEN MOSS for most of the UK vehicles during WW I  
 A.MIG-075 STONE GREY, A.MIG-076 BROWN SOIL and A.MIG-078 OCHRE EARTH for Solomon paint scheme of UK vehicles deployed in Europe.

Paints include Scale Effect Reduction, which allows us to obtain the correct color on our models.





**A.MIG-7108****INTERIOR COLORS: GERMAN TANKS / Colores de interiores para vehículos alemanes**

Accurate colors for interiors of German tanks

Acrylics paints. 6 jars. 17 ml

Specific set for painting the interior colors of WWII German vehicles. All 6 jars are acrylic and are formulated for maximum performance both with brush or airbrush and the Scale Effect Reduction will allow us to apply the correct color on our models. Water soluble, odorless and non-toxic. Shake well before each use. Each jar includes a stainless steel agitator to facilitate mixture. We recommend A.MIG -2000 Acrylic Thinner for a correct thinning. Dries completely in 24 hours.

Include colors:

A.MIG-014 RAL 8012 ROTBRAUN used for the floor and other areas such as engine deck etc.  
A.MIG-017 RAL 9001 CREMEWEISS standard color to paint interiors of any close-casemate German vehicle.  
A.MIG-080 BRIGHT GREEN AMT-4 color used to for gear boxes and other mechanical parts.  
A.MIG-096 CRYSTAL PERISCOPE GREEN (and tail light on) crystal product perfect to paint periscopes.  
A.MIG-908 GREY BASE color used on engines, transmissions, levers, and other mechanical parts.  
A.MIG-912 RED BROWN SHADOW color to paint any leather surface such as seats, head protectors, etc.

**A.MIG-7116****WARGAME EARLY AND DAK GERMAN SET  
Set wargame colores alemanes iniciales y DAK**

Specific colors for WW II Wargames

Acrylics paints. 6 jars. 17 ml

This specially designed set for Wargames that allows you to easily paint early German WWII and Afrika Korps vehicles. This set includes 3 colors needed to add lights, shadows and volume to the base color of our vehicle and common camouflages of the era.

Included colors: A.MIG-009 RAL7027 SAND-GRAU, A.MIG-010 RAL 7028 DUNKELGELB (EARLY), A.MIG-016 RAL8020 GELBBRAUN, A.MIG-908 GREY BASE, A.MIG-909 GREY LIGHT BASE, A.MIG-911 GREY SHINE.

**A.MIG-7117****WARGAME 1943-1945 GERMAN SET  
Set wargame colores alemanes 1943-1945**

Specific colors for WW II Wargames

Acrylics paints. 6 jars. 17 ml

This specially designed set for Wargames that allows you to easily paint German mid war vehicles of WWII. This set includes 3 colors needed to add lights, shadows and volume to the base color of our vehicle and common camouflages of the era.

Included colors: A.MIG-902 DUNKELGELB BASE, A.MIG-904 DUNKELGELB HIGH LIGHT, A.MIG-905 DUNKELGELB SHINE, A.MIG-002 RAL 6003 OLIVGRÜN OPT. 2, A.MIG-003 RAL 6011 RESEDAGRÜN, A.MIG-015 RAL 8017 SCHOKOBRAUN.

**A.MIG-7118****WARGAME 1945 LATE GERMAN SET  
Set wargame colores finales alemanes 1945**

Specific colors for WW II Wargames

Acrylics paints. 6 jars. 17 ml

This specially designed set for Wargames that allows you to easily paint late WW II German vehicles. This set includes 3 colors needed to add lights, shadows and volume to the base color of our vehicle and common camouflages of the era.

Included colors: A.MIG-011 RAL 7028 DUNKELGELB AUS '44 DG I, A.MIG-012 RAL 7028 DUNKELGELB AUS '44 DG III, A.MIG-915 DARK GREEN, A.MIG-916 GREEN BASE, A.MIG-917 LIGHT GREEN, A.MIG-014 RAL 8012 ROT-BRAUN.

**A.MIG-7119****WARGAME US ARMOR SET  
Set wargame colores americanos 2GM**

Specific colors for WW II Wargames

Acrylics paints. 6 jars. 17 ml

This specially designed set for Wargames that allows you to easily paint attractive US WW II vehicles. This set includes 3 colors needed to add lights, shadows and volume to the base color of our vehicle and common camouflages of the era.

Included colors: A.MIG-925 OLIVE DRAB DARK BASE, A.MIG-927 OLIVE DRAB LIGHT BASE, A.MIG-929 OLIVE DRAB SHINE, A.MIG-037 NEW WOOD, A.MIG-046 MATT BLACK, A.MIG-058 LIGHT GREEN KHAKI.

**A.MIG-7123****WEAPONS COLORS / Colores para armas**

All colors you need for any 20th and 21st century weapons

Acrylics paints. 6 jars. 17 ml

Acrylic paints set for the Red Army vehicles during the 1935-1945 period. Includes the widely used green khaki 4B0, the 7K sand, 6K brown, and two green colors of interwar period also seen at the beginning of World War II: the 3BAU and a green protective coating. This set also includes the new product A.MIG 024 for winter camouflage. This product is made from the same formula as the product used in reality by the Soviet Army, so it can be chipped and washed away as it actually occurred in real vehicles.

Included colors: A.MIG-019 4B0 RUSSIAN GREEN  
A.MIG-020 6K RUSSIAN BROWN  
A.MIG-021 7K RUSSIAN TAN  
A.MIG-022 3B AU BASIC PROTECTOR ALKIDNO-URETANOVAYA  
A.MIG-023 PROTECTIVE GREEN  
A.MIG-024 WASHABLE WHITE CAMO



## A.MIG-7124

### WWII AMMUNITION COLORS / Colores de munición de la 2ª Guerra Mundial

Acrylic colors set

Acrylics paints. 6 jars. 17 ml

A basic set with the most usual colors used in WWII ammunition. Includes paints for ammunition belts and German, USA, Soviet and British tank shells. Some rounds had the projectiles painted in different colors -like yellow and green- but others were metallic or black. Check your book references or the web to paint your ammo in the right colors. Three all-new metallic paints included, with a new formula that provides a outstanding finish which was only attainable before using lacquer paints, but now with odorless and non-toxic acrylics.

Included colors: A.MIG-191 STEEL  
A.MIG-197 BRASS  
A.MIG-032 SATIN BLACK  
A.MIG-048 YELLOW  
A.MIG-199 COPPER  
A.MIG-001 RAL 6003 OLIVGRÜN OPT.1



## A.MIG-7125

### UKRAINE ATO COLORS / Set de camuflajes soviéticos

Acrylics Colors Set

Acrylics paints. 6 jars. 17 ml

The war in eastern Ukraine or "Anti Terrorist Operation ATO" of 2014 and 2015 has become one of the most popular worldwide modeling issues. The large amount of photos and information about the vehicles that are participating here has made many modelers choose this topic. The many color systems of all vehicles used there are indeed complex and multitudes of standardized colors are mixed with others improvised on the battlefield. This set brings together a small selection of the most common colors used on combat vehicles, excluding the many colors used only on maneuvers or in pre-war times.

Included colors: A.MIG-048 YELLOW  
A.MIG-051 LIGHT GREEN KHV-553M  
A.MIG-052 DEEP GREEN  
A.MIG-083 ZASHCHITNIY ZELENO (RUSSIAN POSTWAR GREEN) KHV 518  
A.MIG-086 BLUE (RAL 5019)  
A.MIG-914 RED BROWN LIGHT



## A.MIG-7126

### NOVOROSSIYA COLORS / Colores Novorossiya

Acrylics Colors Set

Acrylics paints. 6 jars. 17 ml

In 2014 the eastern regions of Ukraine Donetsk and Lugansk (Donbas), part of the New Russia, rebelled against the central government and began a protracted war mainly supported by the Russians, providing armored vehicles to separatists. Although initially the "rebels" used vehicles captured from the Ukrainian army, with time new vehicles of Russian origin began to appear. As the Ukrainian army used many colors in common with the Russian army and everything was mixed in the battlefield, the rebels decided to use a highly visible and common green, the color A.MIG 054, to identify and distinguish their vehicles from Ukrainians.

Included colors: A.MIG-053 PROTECTIVE NC 1200  
A.MIG-054 SIGNAL GREEN  
A.MIG-057 YELLOW GREY PKHV 4  
A.MIG-070 MEDIUM BROWN DARK EARTH (BS 450)  
A.MIG-911 GREY SHINE PKHV 23  
A.MIG-932 RUSSIAN BASE ZIS 50



## A.MIG-7128

### BLACK & WHITE TECHNIQUE SET / Set para la técnica de blanco & negro

Special Black&White technique leaflet

Acrylics paints. 6 jars. 17 ml

Acrylic water based paint set for creating the original and famous Black & White technique created by Jose Lopez. This innovative set is designed to create the Black & White technique, creating realistic highlights and shadows as well as dramatic lighting effects with this definitive acrylic color set.

This set includes a leaflet which will teach us how to do this technique with included products: the brand new A.MIG-2016 TRANSPARATOR, necessary for semi-transparent base colors, both A.MIG-0046 MATT BLACK & A.MIG-0050 MATT WHITE for grey tones ranging from charcoal grey for shadows through to light grey for highlights, A.MIG-0024 WASHABLE WHITE & A.MIG-0104 WASHABLE BLACK for weathering dust, spills, chipping, and streaking, and A.MIG-0090 ACRYLIC SATIN VARNISH necessary for protecting our effects.





**A.MIG-7129****MODERN AMMUNITION SET / Set de munición moderna**

Acrylic colors set

Acrylics paints. 6 jars. 17 ml

A basic set for all kind of modern munitions dating from the end of World War II to present. Includes the accurate colors for ammunition of different colors like metallic blue, green, black, aluminum or brass cartridges, etc. For example aluminum cartridges with metallic blue projectile from Abrams or Leopard, artillery rounds for M109, 2S3, as well as Russian tanks such as T90, T72, etc.

Included colors:

- A.MIG-194 ALUMINUM
- A.MIG-196 WARHEAD METALLIC BLUE
- A.MIG-197 BRASS
- A.MIG-032 SATIN BLACK
- A.MIG-081 US OLIVE DRAB (FS 24087)
- A.MIG-212 FS 26373 SILVER GREY

**A.MIG-7159****MODERN USA ARMY COLORS / Colores modernos del ejército USA**

Acrylic Colors Set

Acrylics paints. 6 jars. 17 ml

A selection of the most accurate colors for a wide variety of modern and in service U.S. Army vehicles including M1A1, MRAPs, M109, M113 and M2 and many others. This thorough set covers a range of vehicles in various theatres including NATO camouflage colors, MERDC, single color camouflage schemes, as well as APC Interior Light Green.

Included colors:

- A.MIG-046 MATT BLACK
- A.MIG-085 NATO BROWN
- A.MIG-025 US MODERN VEHICLES FS33446
- A.MIG-081 US OLIVE DRAB FS24087
- A.MIG-082 INTERIOR LIGHT GREEN
- A.MIG-084 NATO GREEN

**A.MIG-7160****MYTHICAL RUSSIAN GREEN COLORS 1935-2016 / Colores verdes rusos míticos**

Acrylic Colors Set

Acrylics paints. 6 jars. 17 ml

Inspired by the mythical might of Russian armor spanning decades, conflicts, and AFV evolution. This thorough selection of camouflage Greens accurately represents a wide range of iconic Russian vehicles from the early T17 tankette, the iconic T34, KV1, IS series, through to the T-55 – T90s seen on the modern battlefield. This wide range of mythical Russian greens also covers decades of Russian amphibious vehicles, artillery, and personnel carriers.

Included colors:

- A.MIG-019 4BO RUSSIAN GREEN
- A.MIG-022 3B AU AKIDNO-URETANOVAYA
- A.MIG-023 PROTECTIVE GREEN
- A.MIG-053 PROTECTIVE GREEN NC 100
- A.MIG-915 DARK GREEN (BS 241)
- A.MIG-932 RUSSIAN BASE

**A.MIG-7161****MODERN RUSSIAN CAMO COLORS VOL.2 / Colores camuflaje rusos modernos vol.2**

Acrylic Colors Set

Acrylics paints. 6 jars. 17 ml

Authentic Russian colors for painting modern vehicles camouflage schemes. In addition to Vol.1, comes this selection of authentic colors for camouflage schemes currently in use on a wide variety of vehicles in numerous contemporary conflicts. This selection has been carefully prepared by experts from Russia for the most authentic finishes.

Included colors:

- A.MIG-046 MATT BLACK
- A.MIG-051 LIGHT GREEN KHV-553M
- A.MIG-057 YELLOW GREY
- A.MIG-070 MEDIUM BROWN DARK EARTH (BS 450)
- A.MIG-083 ZASHCHITNIY ZELENO (RUSSIAN POSTWAR GREEN)
- A.MIG-210 FS 35237 BLUE GRAY AMT-11



## A.MIG-7162

### RUSSIAN EXPO CAMOUFLAGE SCHEME / Esquema de camuflaje russian expo

Acrylic Colors Set

Acrylics paints. 6 jars. 17 ml

The authentic color range created by the UVZ design team to be used for the Russian Arms Fair. Although this is not an official color of the Russian army in the field, displays of modern camouflage including splinter camouflage schemes are seen on T-14, T-15, and various vehicles.

Included colors: A.MIG-130 FADED YELLOW  
A.MIG-041 DARK RUST  
A.MIG-102 OCHRE BROWN  
A.MIG-061 WARM SAND YELLOW  
A.MIG-119 COLD GRAY  
A.MIG-210 FS 35237 BLUE GRAY AMT-11



## A.MIG-7165

### KING TIGER INTERIOR COLOR (SPECIAL TAKOM EDITION) VOL.1 Colores interiores del King Tiger (edición especial Takom) vol.1

Acrylic Colors Set

Acrylics paints. 6 jars. 17 ml

This set includes the necessary and accurate colors to paint the interior of a King Tiger. From the Cremeweiss color for the fighting compartment to the green of transmission and gearboxes through to the engine colors. Although the set is a special edition for Takom's King Tiger, it serves to paint any other King Tiger and many other German tanks during the end of the war.

Included colors: A.MIG-003 RESEDA GREEN  
A.MIG-014 RAL 8012 ROTBRAUN  
A.MIG-017 RAL 9001 CREMEWEISS  
A.MIG-194 MATT ALUMINUM  
A.MIG-197 BRASS  
A.MIG-218 RLM 66 SCHWARTZGRA



## A.MIG-7166

### KING TIGER EXTERIOR COLOR (SPECIAL TAKOM EDITION) VOL.2 Colores exteriores del King Tiger (edición especial Takom) vol.2

Acrylic Colors Set

Acrylics paints. 6 jars. 17 ml

This set includes the necessary and accurate colors to paint the exterior of a King Tiger. From the characteristic Dunkelgelb base colors and brown and green camouflage patterns, to the accurate colors for tools and tracks, including the white washable paint for winter camouflages. Although the set is a special edition for Takom's King Tiger, it serves to paint any other King Tiger and many other German tanks during the end of the war.

Included colors: A.MIG-002 RAL 6003 OLIVGRÜN OPT. 2  
A.MIG-010 RAL 7028 DUNKELGELB (EARLY)  
A.MIG-015 RAL 8017 SCHOKOBRAUN  
A.MIG-024 WASHABLE WHITE  
A.MIG-035 DARK TRACKS  
A.MIG-037 NEW WOOD



## A.MIG-7163

### ISRAEL DEFENSE FORCES SPECIAL EDITION Israel Defense Forces edición especial

Acrylic Colors Set

Acrylics paints. 6 jars. 17 ml

Exclusive limited edition with accuracy colors to paint the full Israeli vehicles range of every time period. You will find, for the first time, a new color formula of Sand Grey 73 and Sinai Grey 82, exactly as they are used in real IDF vehicles, based on authentic real colors samples, or the characteristic IDF Green from the first periods. It includes also the classic special tones cleared up, to apply highlights and represent scale effect, and also the red color used in mobile parts of IDF vehicles.

Included colors: A.MIG-066 FADED SINAI GREY  
A.MIG-067 LIGHT SAND GREY  
A.MIG-068 IDF GREEN  
A.MIG-049 RED  
A.MIG-131 REAL IDF SINAI GREY '82  
A.MIG-132 REAL IDF SAND GREY '73





**A.MIG-7168****FLESH TONES SET / Set de colores para carne**

Acrylic Colors Set

Acrylics paints. 6 jars. 17 ml

Six acrylic colors selection. These colors are totally mixable to obtain every skin tone. 6 tones included: 2 shadows, 2 middle and 2 for lightings. Formulated colors for brush and airbrush. Water soluble and non toxic. Matt finishing. Water soluble, odorless, and non-toxic. Shake well before each use. Each jar includes a stainless steel agitator to facilitate mixture. We recommend A.MIG-2000 Acrylic Thinner for correct thinning. Dries completely in 24 hours.

Included colors:

- A.MIG-115 LIGHT SKIN TONE
- A.MIG-116 BASIC SKIN TONE
- A.MIG-117 WARM SKIN TONE
- A.MIG-118 BURNT SAND
- A.MIG-133 RED LEATHER
- A.MIG-134 BURNT BROWN RED

**A.MIG-7169****SET SHERMAN TANKS VOL. 1 (WWII COMMONWEALTH)**  
**Colores interiores del King Tiger (edición especial Takom) vol. 1**

Acrylic Colors Set

Acrylics paints. 6 jars. 17 ml

Tens of thousands of this famous American tank were built during WWII. In addition to its use by US forces, the M4 Sherman also served with many Allied countries. This set includes the most common colors used to camouflage British and Commonwealth Sherman tanks. From the usual greens to the distinctive Dark Slate color, through Light Mud, and the light tones used in North Africa and Italy.

Included colors:

- A.MIG-061 BS 381C NO.61 LIGHT STONE. Widely used from 1940 to 1943 in North Africa and Italy
- A.MIG-110 SCC 1 A. Camouflage color in use during 1941-42
- A.MIG-111 SCC 2. Standard base color during the 1942-44 period, also used in 1941
- A.MIG-112 SCC 15. Bronze green color used in monotone schemes since 1944
- A.MIG-113 KHAKI GREEN NO.3. A common base color from 1939 until 1941, but also in use in 1942
- A.MIG-217 BS 381C NO.34 Dark slate. used as camouflage color from 1940 to 1943

**A.MIG-7170****SET SHERMAN TANKS VOL. 2 (WWII EUROPEAN THEATER OF OPERATIONS)**  
**Set Sherman Tanks Vol. 2 (WWII European Theater of Operations)**

Acrylic Colors Set

Acrylics paints. 6 jars. 17 ml

Tens of thousands of this famous American tank were built during WWII. In addition to its use by US forces, the M4 Sherman also served with many Allied countries. This set includes the colors used to paint the Sherman tanks deployed by the US Army in the European Theater of Operations. In addition to the well-known Olive Drab, we can find two washable colors to represent makeshift mud camouflages and whitewash winter patterns. This set also includes black and a sand tone used as camouflage over the Olive drab factory finish by some units in certain areas of operation.

Included colors:

- A.MIG-024 WASHABLE WHITE CAMO
- A.MIG-046 MATT BLACK
- A.MIG-105 WASHABLE DUST (RAL 8000)
- A.MIG-135 BURNT CINNAMON
- A.MIG-138 DESERT YELLOW
- A.MIG-926 OLIVE DRAB BASE

**A.MIG-7171****SET SHERMAN TANKS VOL. 3 (WWII US MARINE CORPS)**  
**Set Sherman Tanks Vol. 3 (WWII US Marine Corps)**

Acrylic Colors Set

Acrylics paints. 6 jars. 17 ml

Tens of thousands of this famous American tank were built during WWII, and in addition to its use by US forces, the M4 Sherman also served with many Allied countries. This set includes accurate colors to paint Sherman tanks employed by the US Marine Corps. Besides the distinctive "Marine Green", this versatile set includes all other camouflage colors most commonly used by the USMC in the Pacific Theater of Operations.

Included colors:

- A.MIG-046 MATT BLACK
- A.MIG-135 CINNAMON
- A.MIG-138 DESERT YELLOW
- A.MIG-139 RED EARTH
- A.MIG-915 DARK GREEN (BS 241)
- A.MIG-926 OLIVE DRAB BASE



## A.MIG-7114

### NATO COLOR SET / SET DE COLORES DE LA OTAN

Acrylic paints. 3 jars. 17 ml

With this set modellers can paint authentic three-color NATO camouflage patterns easily without complex mixture

Included colors:  
A.MIG-046 BLACK  
A.MIG-084 NATO GREEN  
A.MIG-085 NATO BROWN



## A.MIG-7102

### AFRICA KORPS SET / Set de colores del Afrika Korps

Acrylic paints. 3 jars. 17 ml

Acrylic paint set for painting Deutsche Afrika Korps vehicles from March 1942 to the bitter end in Tunisia. Finally, modellers can paint DAK vehicles without complex mixtures and hours of research.

Included colors:  
A.MIG-008 RAL 7021 DUNKELGRAU  
A.MIG-009 RAL 7027 SANDGRAU  
A.MIG-016 RAL 8020 GELBBRAUN



## A.MIG-7104

### BUNDESWEHR AFGHANISTAN SCHEME SET

Set de colores de la Bundeswehr en Afganistán

Acrylic paints. 3 jars. 17 ml

With this set modellers can paint authentic three-color Bundeswehr camouflage pattern for Afghanistan easily without complex mixture.

Included colors:  
A.MIG-026 RAL 8031 F9 GERMAN SAND BROWN  
A.MIG-027 RAL 8031 F9 GERMAN SAND BEIGE  
A.MIG-028 RAL 7050 F7 GERMAN GREY BEIGE



## A.MIG-7103

### MODERN SYRIAN CAMOUFLAGE SET

Set de colores de vehiculos sirios actuales

Acrylic paints. 3 jars. 17 ml

Acrylic paint set for the modern Syrian army vehicles, this set allows for accurate painting of the most common colors. Modellers will be able to paint these vehicles without complex mixtures and hours of research.

Included colors:  
A.MIG-030 SAND YELLOW  
A.MIG-912 RED BROWN SHADOW  
A.MIG-084 RUSSIAN DARK BASE



## A.MIG-7135

### VIETNAM COLORS SET / Set de Colores de Vietnam

Acrylic paints. 3 jars. 17 ml

Acrylic paint set with accurate colors for the vehicles of Vietnam War and Cold War. Modellers will be able to paint these vehicles without complex mixtures and hours of research.

Included colors:  
A.MIG-081 US OLIVE DRAB VIETNAM ERA (FS 24087)  
A.MIG-082 US APC INTERIOR GREEN  
A.MIG-083 ZASHCHITNIY ZELENO (RUSSIAN POST WW II GREEN)



## A.MIG-7136

### RUSSIAN WWII COLORS SET / Set de Colores Rusos 2GM

Acrylic paints. 3 jars. 17 ml

Acrylic paint set with accurate colors for the 3 most common paints used by Russian vehicles during WW II. Modellers can paint these vehicles without complex mixtures and hours of research.

Included colors:  
A.MIG-019 4B0 RUSSIAN GREEN  
A.MIG-020 6K RUSSIAN BROWN  
A.MIG-021 7K RUSSIAN TAN





## A.MIG-7137

WW II JAPANESE AFV EARLY COLORS / Colores Japoneses Comienzos de la 2GM

Acrylic paints. 4 jars. 17 ml

This 4 jars set include the camouflage colors used by Imperial Japanese Army during the first stages of World War Two. These colors were used both in China and the Pacific islands from 1937 to 1942.

Included colors:  
A.MIG-048 YELLOW  
A.MIG-069 BLUE GREEN  
A.MIG-070 MEDIUM BROWN  
A.MIG-071 KHAKI



## A.MIG-7139

AFGHANISTAN WAR (1979-1989) / Guerra de Afganistán (1979-1989)

Acrylic paints. 3 jars. 17 ml

This set contains the 3 colors most used by USSR Army for desert theaters following 1970 ordinances. For example these colors were used during the Afghanistan war during 1979-89.

Included colors:  
A.MIG-057 YELLOW GREY  
A.MIG-061 WARM SAND-YELLOW  
A.MIG-932 RUSSIAN BASE



## A.MIG-7140

BRITISH 1939-45 EUROPEAN COLORS / Colores Británicos 1939-45 Teatro Europeo

Acrylic paints. 3 jars. 17 ml

With this set the modeler can paint British vehicles, from 1939 to 1945 in the European Front (ETO), without hours of research or complex mixtures. From a Matilda Mk I to a late war Firefly, the modeler can find the right colors in this set.

Included colors:  
A.MIG-110 SCC 1A (BRITISH BROWN)  
A.MIG-111 SCC 2 (BRITISH 1941-42 SERVICE DRAB)  
A.MIG-112 SCC 15 (BRITISH 1944-45 OLIVE DRAB)  
A.MIG-113 KHAKI GREEN Nº3 (BRITISH 1939-42)



## A.MIG-7141

1944-1945 GERMAN STANDARD COLORS / Colores estándar alemanes 1944-1945

Acrylic paints. 3 jars. 17 ml

Despite what many modelers had believed, the colors used by the Germany military were not the same throughout the war. Towards the end of the war, some colors were changing, such as the famous Dunkelgelb or "Dark Yellow". This was lighter in 1944 and even more in 1945. Another very common color during the last years of the war was the green "resedagrün", which was also subject to variations. This small set includes the three most common colors used between 1944 and 1945, allowing you to bring realism and accuracy to your models including very special and accurate colors.

Included colors:  
A.MIG-003 RAL 6011 RESEDAGRÜN  
A.MIG-011 RAL 7028 DUNKELGELB AUS '44 DG I  
A.MIG-015 RAL 8017 SCHOKOBRÄUN



## A.MIG-7142

GERMAN FACTORY COLORS / Colores Alemanes de Fábrica

Acrylic paints. 3 jars. 17 ml

Many modelers have found interest in painting their German vehicles with the colors used in factories. In some cases, these tanks went out to fight with those factory colors without being camouflaged, especially at the end of the war when there was no time or supplies to do so. The dark gray color was a primer used on all German vehicles at the beginning of the war.

Included colors:  
A.MIG-014 RAL 8012 ROTBRAUN  
A.MIG-908 GREY BASE  
A.MIG-921 RED PRIMER LIGHT BASE



## A.MIG-7143

RUSSIAN GREENS - 1956 TO PRESENT / Verdes Rusos desde 1956

Acrylic paints. 3 jars. 17 ml

We have gathered in one set, the green colors most used from 1956 to the present for lovers and fans of Russian vehicles from all eras. All of these colors are very different from each other and each of them has been used alone or in combination with other colors in different camouflage patterns.

Included colors:  
A.MIG-053 PROTECTIVE NC 1200  
A.MIG-056 GREEN KHAKI  
A.MIG-083 ZASHCHITNIY ZELENO (RUSSIAN POSTWAR GREEN)  
A.MIG-932 RUSSIAN BASE



## A.MIG-7144

### WWI GERMAN TANKS / Tanques alemanes WWI

Acrylic paints. 4 jars. 17 ml

A collection of the most usual German Army colors from 1914 to 1919, not only for tanks and other vehicles of the era, but also employed to camouflage small arms, helmets, bunkers or artillery pieces. Although the range of camouflage colors was much more extensive, the ones presented here are most popular and representative of the period.

Included colors:  
A.MIG-077 DULL GREEN  
A.MIG-078 OCHRE EARTH  
A.MIG-079 CLAY BROWN  
A.MIG-910 GREY HIGH LIGHT



## A.MIG-7148

### 1939-1944 GERMAN STANDARD COLORS / Colores estándar alemanes 1939-1944

Acrylic paints. 4 jars. 17 ml

Despite what many modelers had believed, the colors used by the Germany military were not the same throughout the war. Some colors evolved such as the famous Dunkelgelb or "Dark Yellow", during the war. Also the Olivgrün was subject to variations. This small set includes the four most common colors used between 1939 and 1944, allowing you to bring realism with the most accurate colors, result of years of professional research.

Included colors:  
A.MIG-002 RAL 6003 OLIVGRÜN OPT. 2  
A.MIG-008 RAL 7021 DUNKELGRAU  
A.MIG-010 RAL 7028 DUNKELGELB (EARLY)  
A.MIG-912 RED BROWN SHADOW



## A.MIG-7150

### BRITISH BERLIN CAMOUFLAGE COLORS 1988-1991

#### Colores Camuflajes Británicos Berlin 1988-1991

Acrylic paints. 4 jars. 17 ml

A collection of colors used by the British Army for the most popular camouflage patterns used from 1988 to 1991 in Berlin.

Included colors:  
A.MIG-050 MATT WHITE  
A.MIG-070 MEDIUM BROWN  
A.MIG-084 NATO GREEN  
A.MIG-210 GREY BLUE



## A.MIG-7151

### MODERN FRENCH ARMED FORCES COLORS

#### Colores para las Fuerzas Armadas Francesas Modernas

Acrylic paints. 4 jars. 17 ml

A selection of the most accurate colors for Modern French Armed Forces vehicles. The set includes the French version of NATO camouflage colors, different from those used by other NATO forces, and the sand color used in dry theaters such as Mali.

Included colors:  
A.MIG-046 MATT BLACK  
A.MIG-060 PALE GREEN  
A.MIG-061 WARM SAND-YELLOW  
A.MIG-064 EARTH BROWN



## A.MIG-7150

### PLA (CHINESE PEOPLE'S LIBERATION ARMY) COLORS

#### Colores para el PLA (Ejército Popular Chino de Liberación)

Acrylic paints. 4 jars. 17 ml

A selection of the most accurate colors to paint PLA (Chinese People's Liberation Army) vehicles. The set includes the most common modern 3 tones Chinese camouflage colors and base green widely used for single color vehicles over many decades.

Included colors:  
A.MIG-060 PALE GREEN  
A.MIG-078 OCHRE EARTH  
A.MIG-083 ZASHCHITNIY ZELENO  
A.MIG-924 OLIVE DRAB SHADOW



## A.MIG-7167

### AFV ARGENTINIAN COLORS / Colores para vehículos blindados argentinos

Acrylic paints. 3 jars. 17 ml

This set offers the specific and accurate colors to paint Armored Fighting Vehicles in use by the Argentinian army such as AMX 13 and others.

Included colors:  
A.MIG-026 SAND BROWN  
A.MIG-051 MEDIUM LIGHT GREEN  
A.MIG-081 US OLIVE DRAB





### A.MIG-7000

#### DUNKELGELB MODULATION SET / Set de modulación Dunkelgelb

Acrylic paints. 4 jars. 17 ml

This set includes 4 acrylic colors to paint modulation and light effects on any vehicle in Dunkelgelb color quickly and easily. This simplified set includes the colors necessary for this technique, saving on unnecessary complexity and jars.

Included colors:

A.MIG-901 DUNKELGELB DARK BASE  
A.MIG-902 DUNKELGELB BASE  
A.MIG-903 DUNKELGELB LIGHT BASE  
A.MIG-904 DUNKELGELB HIGH LIGHT



### A.MIG-7001

#### DUNKELGRAU MODULATION SET / Set de modulación Dunkelgrau

Acrylic paints. 4 jars. 17 ml

This set includes 4 acrylic colors to paint modulation and light effects on any vehicle in Dunkelgrau color quickly and easily. This simplified set includes the colors necessary for this technique, saving on unnecessary complexity and jars.

Included colors:

A.MIG-907 GREY DARK BASE  
A.MIG-908 GREY BASE  
A.MIG-909 GREY LIGHT BASE  
A.MIG-910 GREY HIGH LIGHT



### A.MIG-7002

#### RED PRIMER MODULATION SET / Set de modulación rojo imprimación

Acrylic paints. 4 jars. 17 ml

This set includes 4 acrylic colors to paint modulation and light effects on any vehicle in rotbraun or primer color quickly and easily. This simplified set includes the colors necessary for this technique, saving on unnecessary complexity and jars.

Included colors:

A.MIG-919 RED PRIMER DARK BASE  
A.MIG-920 RED PRIMER BASE  
A.MIG-921 RED PRIMER LIGHT BASE  
A.MIG-922 RED PRIMER HIGH LIGHTS



### A.MIG-7003

#### OLIVE DRAB MODULATION SET / Set de modulación olive drab

Acrylic paints. 4 jars. 17 ml

This set includes 4 acrylic colors to paint modulation and light effects on any vehicle in Olive Drab color quickly and easily. This simplified set includes the colors necessary for this technique, saving on unnecessary complexity and jars.

Included colors:

A.MIG-925 OLIVE DRAB DARK BASE  
A.MIG-926 OLIVE DRAB BASE  
A.MIG-927 OLIVE DRAB LIGHT BASE  
A.MIG-928 OLIVE DRAB HIGH LIGHTS



### A.MIG-7004

#### RUSSIAN 4BO MODULATION SET / Set de modulación 4BO ruso

Acrylic paints. 4 jars. 17 ml

This set includes 4 acrylic colors to paint modulation and light effects on any Soviet vehicle in 4BO color quickly and easily. This simplified set includes the colors necessary for this technique, saving on unnecessary complexity and jars.

Included colors:

A.MIG-931 RUSSIAN DARK BASE  
A.MIG-932 RUSSIAN BASE  
A.MIG-933 RUSSIAN LIGHT BASE  
A.MIG-934 RUSSIAN HIGH LIGHTS



Model by Maxi Fernández

With just 4 colors modeler may use this advanced technique without the need for complicated mixtures and having always the colors used in any step of the process. These acrylic are formulated for maximum performance both with brush or airbrush. 4 colors in 17 mL jars. Water soluble, odorless and non-toxic. Shake well before each use. Each jar includes a stainless steel agitator to facilitate mixture. We recommend MIG -2000 Acrylic Thinner for a correct thinning. Dries completely in 24 hours. Include colors:

# METAL ACRYLIC COLORS

Colores acrílicos metálicos



Model by Mig Jimenez



A new range of metallic acrylic paints with the same formulation and characteristics of the AMMO acrylic colors. Easy to apply with an incredibly realistic metallic appearance. These colors are non toxic and can be mixed with other AMMO acrylic color. These colors are formulated for maximum brush & airbrush performance. 17ml jar. Water soluble, odorless, and non-toxic. Shake thoroughly before each use. We recommend A.MIG-2000 Acrylic Thinner for thinning. Dries completely in 24 hours.



Un nuevo rango de pinturas metalizadas acrílicas con la misma formulación del resto de nuestros colores. Fáciles de aplicar y con un increíble aspecto metálico. Estos colores NO son tóxicos y se pueden mezclar con el resto de los colores acrílicos de AMMO. Pintura con una fórmula optimizada para obtener el máximo rendimiento tanto a pincel como con aerógrafo. Cada bote incluye un agitador de acero inoxidable para facilitar una mezcla más rápida y homogénea. Presentación en botes de 17mL. Soluble en agua, sin olor y no tóxico. Agite bien antes de cada uso. Recomendamos A.MIG-2000 Acrylic Thinner para una correcta disolución. Secado completo en 24h.

## A.MIG-0045

GUN METAL / Arma metálica  
17 mL jar

Perfect for realistic weapons, engine components, Sci-Fi, and mechanical elements. Perfect acrylic color for some steel and most darker silver grey surfaces. Realistically replicate the bright appearance of Gun Metal on any subject.



## A.MIG-0187

JET EXHAUST BURNT IRON  
Metal quemado para tubos de escape  
17 mL jar

Exhaust and heat create a very specific appearance on Iron and Jet Exhaust, accuracy in representing realistic metals is critical to AFVs, Aircraft, Mechas, and civilian vehicles.



## A.MIG-0188

ORANGE METAL  
Naranja metalizado  
17 mL jar

A tone widely used on science fiction models and of course in civilian vehicles. Realistically replicates a truly amazing metallic red shade.



## A.MIG-0189

RED METAL / Rojo metalizado  
17 mL jar

A tone widely used on science fiction models and of course in civilian vehicles. Realistically replicates a truly amazing metallic orange shade.



## A.MIG-0190

OLD BRASS / Bronce viejo  
17 mL jar

Realistically replicate brass shell casings, fixtures on Naval vessels, interior mechanicals, and Sci-Fi details. Realistically replicate the bright appearance of Old Brass on any subject.





**A.MIG-0191**

STEEL / Acero

17 mL jar

Steel is a common element of almost every subject in most genre of scale modelling. Here we have the most realistic universal Acrylic Steel for all genre and manner of details. Realistically replicate the bright appearance of Steel on any subject.

**A.MIG-0192**

POLISHED METAL

*Metal pulido*

17 mL jar

Perfect for realistic engine components, aircraft surfaces, Sci-Fi details, and AFV details. Realistically replicate the bright appearance of Polished Metal on any subject.

**A.MIG-0193**

BLUISH TITANIUM

*Titania azulado*

17 mL jar

Used in modern subjects, weapons, and munitions, Titanium is also ideal for Sci-Fi details. Realistically replicate the bright appearance of Titanium on any subject.

**A.MIG-0194**

MATT ALUMINUM

*Aluminio mate*

17 mL jar

A common material for aircraft, AFVs, civilian subjects, and Sci-Fi. Realistically replicate the bright appearance of Aluminium on any subject.

**A.MIG-0195**

SILVER / Plata

17 mL jar

Perfect for some engine components, aeronautical lights, and mechanical structures and most silver surfaces including Sci-Fi subjects and historical figures. Realistically replicate the bright appearance of true Silver on any subject.

**A.MIG-0196**

WARHEAD METALLIC BLUE

*Warhead metálico azul*

17 mL jar

Ideal modern munitions, historical figures, and Sci-Fi details. Realistically replicate the bright appearance of Warhead Metallic Blue on any subject.

**A.MIG-0197**

BRASS / Bronce

17 mL jar

Realistically replicate the bright appearance of Brass on any subject, ideal for Sci-Fi details, historical figures, AFV, and aircraft details.

**A.MIG-0198**

GOLD / Oro

17 mL jar

Ideal for Sci-Fi, electronic components, historical figures, and all manner of details. Realistically replicate the bright appearance of Gold on any subject.

**A.MIG-0199**

COPPER / Cobre

17 mL jar

Perfect for ammunition cartridges, exhaust collector rings in radial engines, historical figures, and plumbing fixtures. Ideal for Sci-Fi details. Realistically replicate the bright appearance of Copper on any subject.





# ONE SHOT



## PRIMER

### A.MIG-2022

#### ONE SHOT PRIMER - WHITE *One Shot Primer - Blanco*

*Self-levelling sandable primer. 60 ml jar*

The definitive primer solution that covers in one layer in white color. Formulated for every kind of surface, water-soluble, with high gripping power and sandable. Ideal for simple & easy priming of any kit, from figures to military vehicles, aircraft, and mechas, as well as perfect coverage of resin, photo-etch. Jar of 60 mL. Non toxic.



### A.MIG-2023

#### ONE SHOT PRIMER - BLACK *One Shot Primer - Negro*

*Self-levelling sandable primer. 60 ml jar*

The definitive primer solution that covers in one layer in black color. Formulated for every kind of surface, water-soluble, with high gripping power and sandable. Ideal for simple & easy priming of any kit, from figures to military vehicles, aircraft, and mechas, as well as perfect coverage of resin, photo-etch. Jar of 60 mL. Non toxic.



### A.MIG-2024

#### ONE SHOT PRIMER - GREY *One Shot Primer - Gris*

*Self-levelling sandable primer. 60 ml jar*

The definitive primer solution that covers in one layer in grey color. Formulated for every kind of surface, water-soluble, with high gripping power and sandable. Ideal for simple & easy priming of any kit, from figures to military vehicles, aircraft, and mechas, as well as perfect coverage of resin, photo-etch. Jar of 60 mL. Non toxic.



### A.MIG-2026

#### ONE SHOT PRIMER - BROWN OXIDE PRIMER *One Shot Primer - Marrón Óxido*

*Self-levelling sandable primer. 60 ml jar*

The definitive primer solution that covers in one layer in brown oxide color. Formulated for every kind of surface, water-soluble, with high gripping power and sandable. Ideal for simple & easy priming of any kit, from figures to military vehicles, aircraft, and mechas, as well as perfect coverage of resin, photo-etch. Jar of 60 mL. Non toxic.



### A.MIG-2027

#### ONE SHOT PRIMER - SAND FLESH *One Shot Primer - Carne Arena*

*Self-levelling sandable primer. 60 ml jar*

The definitive primer solution that covers in one layer in sand flesh color. Formulated for every kind of surface, water-soluble, with high gripping power and sandable. Ideal for simple & easy priming of any kit, from figures to military vehicles, aircraft, and mechas, as well as perfect coverage of resin, photo-etch. Jar of 60 mL. Non toxic.



### A.MIG-2028

#### ONE SHOT PRIMER - GREEN *One Shot Primer - Verde*

*Self-levelling sandable primer. 60 ml jar*

The definitive primer solution that covers in one layer in green color. Formulated for every kind of surface, water-soluble, with high gripping power and sandable. Ideal for simple & easy priming of any kit, from figures to military vehicles, aircraft, and mechas, as well as perfect coverage of resin, photo-etch. Jar of 60 mL. Non toxic.





# ACRYLIC CRYSTAL

*Acrílicos Cristal*

## A.MIG-092

CRYSTAL GREEN / *Cristal verde*  
17 mL jar

Special acrylic paint used to easily obtain the finish of a glass surface. This water-based paint is odorless and non-toxic. It can be applied directly from the jar but also on the airbrush thinned and easily cleaned with water. Its green color is perfect for a multitude of green glass surfaces such as position lights for planes and tanks.



## A.MIG-093

CRYSTAL RED / *Cristal rojo*  
17 mL jar

Special acrylic paint used to easily obtain the finish of a glass surface. This water-based paint is odorless and non-toxic. It can be applied directly from the jar but also on the airbrush thinned and easily cleaned with water. Its red color is perfect for a multitude of red glass surfaces such as position lights of planes and tanks, infrared visors, tail lights etc.



## A.MIG-094

CRYSTAL GLASS / *Cristal transparente*  
17 mL jar

Special acrylic paint used to easily obtain the finish of a glass surface. This water-based paint is odorless and non-toxic. It can be applied directly from the jar but also on the airbrush thinned and easily cleaned with water. Its clear color is perfect for a multitude of glass surfaces such as position lights, headlights, focus, etc.



## A.MIG-095

CRYSTAL SMOKE / *Cristal ahumado*  
17 mL jar

Special acrylic paint used to easily obtain the finish of a glass surface. This water-based paint is odorless and non-toxic. It can be applied directly from the jar but also on the airbrush thinned and easily cleaned with water. Its smoke color is perfect for a multitude of tinted glass surfaces such as lights of some US vehicles, thick glasses, headlights, etc.



## A.MIG-096

CRYSTAL PERISCOPE GREEN  
*Cristal verde periscopio*  
17 mL jar

Special acrylic paint used to easily obtain the finish of a glass surface. This water-based paint is odorless and non-toxic. It can be applied directly from the jar but also on the airbrush thinned and easily cleaned with water. Its green color is perfect for painting German periscopes or tube position lights when lighted on.



## A.MIG-097

CRYSTAL ORANGE / *Cristal naranja*  
17 mL jar

Special acrylic paint used to easily obtain the finish of a glass surface. This water-based paint is odorless and non-toxic. It can be applied directly from the jar but also on the airbrush thinned and easily cleaned with water. Its orange color is perfect for painting position lights, optics or signals.



## A.MIG-098

CRYSTAL LIGHT BLUE / *Cristal azul claro*  
17 mL jar



Special acrylic paint used to easily obtain the finish of a glass surface. This water-based paint is odorless and non-toxic. It can be applied directly from the jar but also on the airbrush thinned and easily cleaned with water. Its light blue color is perfect for painting lights and tint crystals, such as some canopies of modern aircrafts.



## A.MIG-099

CRYSTAL BLACK BLUE  
*Cristal azul-negro*  
17 mL jar

Special acrylic paint used to easily obtain the finish of a glass surface. This water-based paint is odorless and non-toxic. It can be applied directly from the jar but also on the airbrush thinned and easily cleaned with water. Its blue color is perfect for painting, for example, German position lights when turn off.



Reference	Color name	RAL/RLMFS	Description and other applications
A.MIG-001	OLIVGRÜN O PT.1	RAL 6003	WW II German camo. Vegetation. Iraqi camouflage.
A.MIG-002	OLIVGRÜN OPT.2	RAL 6003	WW II German camo Vegetation. Iraqi camouflage.
A.MIG-003	RESEDAGRÜN	RAL 6011	1945 German camo. SS dot uniform camo, summer grass.
A.MIG-004	B RESEDAGRÜN	RAL 6011	1945 German camo. SS dot uniform camo, spring light vegetation. New Iraq Army camo.
A.MIG-005	GRAUGRÜN	RAL 7008	Camo for DAK vehicles operating in North Africa in 1941-1942.
A.MIG-006	GRAUGRÜN OPT.2	RAL 7008	Greenish RAL 7008, which appears on some Tiger I in Tunisia.
A.MIG-007	DUNKELBRAUN	RAL 7017	Camo applied over RAL 7021 in 1/3 of the vehicle (1935-1940).
A.MIG-008	DUNKELGRAU	RAL 7021	Base color for German vehicles until February 1943.
A.MIG-009	SANDGRAU	RAL 7027	DAK camo 1942-4943 over RAL 8020. Dusty roads.
A.MIG-010	DUNKELGELB (MID WAR)	RAL 7028	Standard base color used on German vehicles from 1943 to 1944.
A.MIG-011	DUNKELGELB AUS '44 DG I	RAL 7028	1945 German camo. Some IDF vehicles.
A.MIG-012	DUNKELGELB AUS '44 DG III	RAL 7028	1945 German camo. Old dry wood.
A.MIG-013	GELBBRAUN	RAL 8000	Early DAK base color. Earth roads.
A.MIG-014	ROTBRAUN	RAL 8012	German primer. 1945 German camo. Autumn leaves.
A.MIG-015	SCHOKOBRAUN	RAL 8017	German camo 1943-1945. Iraqi brown camo color.
A.MIG-016	GELBBRAUN	RAL 8020	DAK color 1943-1943. Syrian camouflage color. US camouflage in Korea.
A.MIG-017	CREMEWEISS	RAL 9001	Interiors.
A.MIG-018	WAFFEN SS - POLIZEI GRÜN		Authentic green color used by Waffen SS and Polizei units.
A.MIG-019	RUSSIAN GREEN	4B0	WW II Russian Color.
A.MIG-020	RUSSIAN BROWN	6K	WW II Russian Color.
A.MIG-021	RUSSIAN TAN	7K	WW II Russian Color.
A.MIG-022	ALKIDNO-URETANOVAYA	3B AU	WW II Russian Color.
A.MIG-023	PROTECTIVE GREEN		WW II Russian Color.
A.MIG-024	WASHABLE WHITE CAMO		Authentic Russian WW II white washable paint. Removable with water.
A.MIG-025	US MODERN VEHICLES	FS 33446	The most important and often used US camo color for the desert.
A.MIG-026	GERMAN SAND BROWN		Desert color modern German Army.
A.MIG-027	GERMAN SAND BEIGE	RAL 1039 F9	Desert color modern German Army.
A.MIG-028	GERMAN GREY BEIGE	RAL 1039 F7	Desert color modern German Army.
A.MIG-029	DESERT SAND		Sand color for modern Iraqi army. Desert vehicles.
A.MIG-030	SAND YELLOW	BS 381c 361	BS 381c 361 Modern British vehicles. Desert vehicles.
A.MIG-031	GREEN-KHAKI		Actual spanish Army color. Mantlet tarps.
A.MIG-032	SATIN BLACK		Black leather.
A.MIG-033	RUBBER & TIRES		Old dry wood.
A.MIG-034	RUST TRACKS		Light leather.
A.MIG-035	DARK TRACKS		Dark brown leather.
A.MIG-036	OLD WOOD		Color for depicting the accumulation of dust on tracks and tires.
A.MIG-037	NEW WOOD		Color for the accumulation of dry light mud on tracks and tires.
A.MIG-038	LIGHT WOOD		Natural color creating realistic decks and authentic wood. Acrylic.
A.MIG-039	LIGHT RUST		Light orange acrylic perfect for painting the most authentic fresh rust.
A.MIG-040	MEDIUM RUST		For the medium tones of authentic rust tones.
A.MIG-041	DARK RUST		Perfect for the darkest shades of fresh rust.
A.MIG-042	OLD RUST		For old, rusty surfaces. Also for Leather.
A.MIG-043	SHADOW RUST		Perfect for the painting old and dark rust surfaces.
A.MIG-044	CHIPPING		For depicting the most realistic deep scratches and chipping effects
A.MIG-045	GUN METAL		For realistic gun barrels, metallic tools and other metal effects.



Reference	Color name	RAL/RLM/FS	Description and other applications
A.MIG-046	MATT BLACK	MS-17	Perfect to obtain dark shades on other colors and paint details.
A.MIG-047	SATIN WHITE		Perfect to obtain light shades on other colors and paint details.
A.MIG-048	YELLOW		Saturated warm yellow paint for paint details or mix with other colors.
A.MIG-049	RED		Saturated red paint for paint details or mix with other colors.
A.MIG-050	MATT WHITE		High quality white paint in matt finish.
A.MIG-051	MEDIUM LIGHT GREEN		Russian light green for modern vehicles. Also good for vegetation, sci-fi subjects, etc.
A.MIG-052	DEEP GREEN		Deep Green color for modern Russian Vehicles. Versatile for other uses such as sci-fi or vegetation.
A.MIG-053	PROTECTIVE MC 1200		Russian Protective green for modern camouflage. Also good for green mechas, etc.
A.MIG-054	SIGNAL GREEN		Signal Green color RAL 6032 accurately represented for military, civilian, and sci-subjects.
A.MIG-055	OIL OCHRE		Modern Russian camo.
A.MIG-056	GREEN KHAKI	KHS-5146	Modern Russian camo. Moss and deep vegetation.
A.MIG-057	YELLOW GREY	PKHV-4	Modern Russian camo. Old dry wood.
A.MIG-058	LIGHT GREEN KHAKI	PKHV-512	Modern Russian camo. Spring vegetation.
A.MIG-059	GREY	KHV-16	Modern Russian camo. Ships and sci-fi.
A.MIG-060	PALE GREEN		French camos 1916-1940. Light spring vegetation.
A.MIG-061	WARM SAND-YELLOW		French camos 1916-1940. Sand.
A.MIG-062	FRENCH BLUE		French camos 1916-1940.
A.MIG-063	PALE GREY	RLM 76	French camos 1916-1940. Sci-fi subjects.
A.MIG-064	BROWN EARTH		French camos 1916-1940. New leather.
A.MIG-065	FOREST GREEN		French camos 1916-1940. Vegetation.
A.MIG-066	IDF SINAI GREY '82		IDF camo since 1982. Dark stones.
A.MIG-067	IDF SAND GREY '73		IDF camo since 1973. Dust and dry earth. Desert vehicles.
A.MIG-068	IDF GREEN		Early IDF camo.
A.MIG-069	BLUE GREEN		Japanese Armour early color WWII
A.MIG-070	MEDIUM BROWN		Japanese Armour early color WWII
A.MIG-071	KHAKI		Japanese Armour early color WWII
A.MIG-072	DUST		Dust. Stones.
A.MIG-073	EARTH		Earth. Dark wood and trunks.
A.MIG-074	GREEN MOSS		Most of WW I British vehicles.
A.MIG-075	STONE GREY		Solomon scheme for WW I British vehicles in Europe. Sci-fi fighters
A.MIG-076	BROWN SOIL		Solomon scheme for WW I British vehicles in Europe.
A.MIG-077	DULL GREEN		German WW I color.
A.MIG-078	OCHRE EARTH		German WW I color. Flesh.
A.MIG-079	BROWN CLAY		WW I German and Solomon scheme for British vehicles in Europe.
A.MIG-080	BRIGHT GREEN		Grass, vegetation.
A.MIG-081	US OLIVE DRAB VIETNAM ERA	FS 24087	Other Armies base color using USA vehicles.
A.MIG-082	APC INTERIOR LIGHT GREEN		Green Zakus. Modern interior AFVs.
A.MIG-083	ZASHCHITNIY ZELENO	XB 518	Most of Soviet and Modern Russian vehicles and tanks.
A.MIG-084	NATO GREEN		Authentic NATO green color for modern vehicles and camouflage.
A.MIG-085	NATO BROWN		Authentic NATO brown color for modern vehicles and camouflage.
A.MIG-086	BLUE	RAL 5019	
A.MIG-087	GELBOLIV	RAL 6014	Bundeswehr Army color.
A.MIG-088	KHAKI BROWN		Camouflage colors.
A.MIG-089	MAT T VARNISH		Acrylic Matt Varnish formulated for maximum airbrush performance.
A.MIG-090	SATIN VARNISH		Acrylic Satin Varnish formulated for maximum airbrush performance.

Reference	Color name	RAL/RLM/FS	Description and other applications
A.MIG-091	GLOSSY VARNISH		Acrylic Glossy Varnish for maximum airbrush performance.
A.MIG-092	CRYSTAL GREEN		Green lights, position lights and periscopes.
A.MIG-093	CRYSTAL RED		Red lights, position lights.
A.MIG-094	CRYSTAL GLASS		Dials, bulbs and crystals.
A.MIG-095	CRYSTAL SMOKE		Periscopes. Dark bulbs.
A.MIG-096	CRYSTAL PERISCOPE GREEN		Periscopes. Lights.
A.MIG-097	CRYSTAL ORANGE		Position lights, optics and signals.
A.MIG-098	CRYSTAL LIGHT BLUE		Canopies, lights and tint crystals.
A.MIG-099	CRYSTAL BLACK BLUE		German position lights (turn off).
A.MIG-102	OCHRE BROWN		Modern Russian vehicles, such as the T-90 MBT and T-14 Armata
A.MIG-103	MEDIUM BLUE		Specially designed for Mechas and fantasy subjects.
A.MIG-104	WASHABLE BLACK		Removable paint to represent worn effects and shadows.
A.MIG-105	WASHABLE DUST	RAL 8000	DAK WWII color. It is removable to represent worn camos and dust effects in any subject.
A.MIG-106	WASHABLE SAND	RAL 8020	DAK WWII color. It is removable to represent worn camos and dust effects in any subject.
A.MIG-107	WASHABLE EARTH		Washable paint to represent field applied camouflage.
A.MIG-108	WASHABLE MUD		Washable paint to represent mud used for applied camouflage.
A.MIG-109	WASHABLE RUST		Washable paint to represent traces of rust
A.MIG-110	SCC 1A (BRITISH BROWN 1941-42)		WWII British Color.
A.MIG-111	SCC 2 (BRITISH 1941-44 SERVICE DRAB)		WWII British Color.
A.MIG-112	SCC 15 (BRITISH 1944-45 OLIVE DRAB)		WWII British Color.
A.MIG-113	KHAKI GREEN N°3 (BRITISH 1939-42)		WWII British Color.
A.MIG-115	LIGHT SKIN TONE		Skin highlight color.
A.MIG-116	BASIC SKIN TONE		Base color for skin.
A.MIG-117	WARM SKIN TONE		Skin shadow color.
A.MIG-118	BURNT SAND		Color for darker skins.
A.MIG-119	COLD GRAY		Starships, Spacefighters, Mechas.
A.MIG-120	LIGHT BROWN GRAY		Starships, Spacefighters, Mechas.
A.MIG-121	BLOOD RED		Blood color and also for science fiction armies.
A.MIG-122	BONE		Bone color and also for science fiction armies.
A.MIG-123	MARINE BLUE		For science fiction vehicles and armored suits.
A.MIG-124	LIME GREEN		Futuristic settings.
A.MIG-125	GOLD YELLOW (RLM04 GELB)		WWII Luftwaffe color and futuristic settings.
A.MIG-129	ORANGE		Science fiction spaceships and civilian vehicles.
A.MIG-130	FADED YELLOW		Modern Russian vehicles.
A.MIG-131	REAL IDF SINAI GREY 82		Israeli vehicles from the Lebanon War (1982).
A.MIG-132	REAL IDF SAND GREY 73		Israeli vehicles from the Yom Kippur War.
A.MIG-133	RED LEATHER		To add tonal variation to skin colors.
A.MIG-134	BURNT BROWN RED		To add tonal variation to skin colors.
A.MIG-135	CINNAMON		WWII US Marine Corps camo.
A.MIG-138	DESERT YELLOW		WWII US Marine Corps camo.
A.MIG-139	RED EARTH		WWII US Marine Corps camo.
A.MIG-187	JET EXHAUST BURNT IRON		For any metal surface exposed to excessive heat.
A.MIG-188	METALLIC ORANGE		Sci fi subjects, mechas and custom cars.
A.MIG-189	METALLIC RED		Sci fi subjects, mechas and custom cars.
A.MIG-190	OLD BRASS		Some ammo shells and bullets.



Reference	Color name	RAL/RLM/FS	Description and other applications
A.MIG-191	STEEL		Metal components.
A.MIG-192	POLISHED METAL		Iron components.
A.MIG-193	TITANIUM		Sci Fi components.
A.MIG-194	ALUMINUM		Metallic planes such Mustang, MiGs jets, etc...
A.MIG-195	SILVER		Very shiny components.
A.MIG-196	WARHEAD METALLIC BLUE		Modern projectiles. Sci Fi subjects.
A.MIG-197	BRASS		Shells, brass components.
A.MIG-198	GOLD		Gold parts.
A.MIG-199	COPPER		Vintage metal parts. Sci Fi.
A.MIG-200	MIDDELSTONE	FS 33531	Israeli Air Force.
A.MIG-201	LIGHT GREY GREEN	FS 34424	Israeli Air Force.
A.MIG-202	TAN	FS 30219	Israeli Air Force.
A.MIG-203	LIGHT COMPASS GHOST GREY	FS 36375	Israeli Air Force; Modern US, Mig and Su jets.
A.MIG-204	MEDIUM GUNSHIP GRAY	FS 36118	Modern USAF, Mig, Su and UK jets.
A.MIG-205	FS 26231 (BS 638)	FS 26231	Modern UK jets, US modern cockpits.
A.MIG-206	FS 34079 (BS 641)	FS 34079	Modern UK jets, USAF tac scheme.
A.MIG-207	FS 36314 (BS 626)	FS 36314	Modern UK jets.
A.MIG-208	DARK COMPASS GHOST GRAY	FS 36320	Modern US aircrafts.
A.MIG-209	LIGHT GRAY	FS 36495	Modern US aircrafts.
A.MIG-210	GRAY BLUE	FS 35237	Modern US aircrafts.
A.MIG-211	MEDIUM GRAY	FS 36270	Modern USAF, Mig and Su.
A.MIG-212	SILVER GRAY	FS 26373	Modern Mig and Su jets.
A.MIG-213	GREEN	FS 24277	Modern Mig and Su jets.
A.MIG-217	RLM 02 GRAU	RLM 02	Luftwaffe color.
A.MIG-218	SCHWARTZGRAU		Luftwaffe color.
A.MIG-219	INTERIOR GREEN (BS283)	FS 34226	WW II British cockpits.
A.MIG-220	ZINC CHROMATE GREEN (INTERIOR GREEN)	FS 34151	WW II USA cockpits.
A.MIG-221	FS 33481 ZINC CHROMATE YELLOW	FS 33481	WW II USA aircraft interiors, WW II US Navy.
A.MIG-222	RLM 79 SANDGELB	RLM 79	WWII Luftwaffe color.
A.MIG-223	INTERIOR TURQUOISE GREEN		Modern Russian cockpits.
A.MIG-224	SKY LINE BLUE	FS 35250	USAF tac scheme, Argentinian aircrafts and Russian SU-33.
A.MIG-226	GRAY	FS 36622	USAF tac scheme.
A.MIG-227	SEA BLUE	FS 25042	WW II US Navy.
A.MIG-228	INTERMEDIATE BLUE	FS 35164	WW II US Navy.
A.MIG-229	DARK GRAY BLUE	FS 15102	Russian SU-33 aircraft color and sci-fi subjects.
A.MIG-230	CAMO GREEN	RLM 82	WWII Luftwaffe late color.
A.MIG-231	RLM 65 HELLBLAU	RLM 65	WWII Luftwaffe color.
A.MIG-232	RLM 70 SCHWARTZGRÜN	RLM 70	WWII Luftwaffe color.
A.MIG-233	RLM 71 DUNKELGRÜN	RLM 71	WWII Luftwaffe color.
A.MIG-235	AMT-12 DARK GREY	FS 36152	WWII Soviet aircraft.
A.MIG-236	FS 36293		Modern French aircraft-
A.MIG-237	DARK OLIVE DRAB	FS 23070	WWII USAAF aircraft.
A.MIG-238	MEDIUM GREEN	FS 34092	WWII USAAF aircraft.
A.MIG-239	NEUTRAL GRAY	FS 36122	WWII USAAF aircraft.
A.MIG-240	(ANA 613)	FS 34086	WWII USAAF aircraft.

Reference	Color name	RAL/RLM/FS	Description and other applications
A.MIG-241	FS 36440		
A.MIG-242	FS 37886		
A.MIG-243	SKY TYPE S	BS 21	WWII RAF aircraft.
A.MIG-244	DUCK EGG GREEN	BS 216	WWII RAF aircraft.
A.MIG-245	OCEAN GREY	BS 629	WWII RAF aircraft.
A.MIG-246	MEDIUM SEA GREY	BS 637	WWII RAF aircraft.
A.MIG-900	DUNKELGELB SHADOW		German Dunkelgray modulation.
A.MIG-901	DUNKELGELB DARK BASE		German Dunkelgray modulation.
A.MIG-902	DUNKELGELB BASE		German Dunkelgray modulation.
A.MIG-903	DUNKELGELB LIGHT BASE		German Dunkelgray modulation. Modern Egyptian base
A.MIG-904	DUNKELGELB HIGH LIGHT		German Dunkelgray modulation. All eras Egyptian color. Dry grass.
A.MIG-905	DUNKELGELB SHINE		German Dunkelgray modulation. Ivory and skulls.
A.MIG-906	GREY SHADOW		German Dunkelgray modulation.
A.MIG-907	GREY DARK BASE		German Dunkelgray modulation.
A.MIG-908	GREY BASE		German Dunkelgray modulation.
A.MIG-909	GREY LIGHT BASE		German Dunkelgray modulation. Dark Sci-fi fighters.
A.MIG-910	GREY HIGH LIGHT		German Dunkelgray modulation. Dark Sci-fi fighters.
A.MIG-911	GREY SHINE		German Dunkelgray modulation. Sci-fi space ships.
A.MIG-912	RED BROWN SHADOW		German camouflage modulation.
A.MIG-913	RED BROWN BASE		German camouflage modulation.
A.MIG-914	RED BROWN LIGHT		German camouflage modulation.
A.MIG-915	DARK GREEN		German camouflage modulation.
A.MIG-916	GREEN BASE		German camouflage modulation.
A.MIG-917	LIGHT GREEN		German camouflage modulation.
A.MIG-918	RED PRIMER SHADOW		German primer modulation.
A.MIG-919	RED PRIMER DARK BASE		German primer modulation.
A.MIG-920	RED PRIMER BASE		German primer modulation. Train wagons. Dark varnish wood.
A.MIG-921	RED PRIMER LIGHT BASE		German primer modulation. Russian ships deck.
A.MIG-922	RED PRIMER HIGH LIGHTS		German primer modulation. Red leather.
A.MIG-923	RED PRIMER SHINE		German primer modulation.
A.MIG-924	OLIVE DRAB SHADOW		US Olive Drab modulation.
A.MIG-925	OLIVE DRAB DARK BASE	RLM 81	US Olive Drab modulation.
A.MIG-926	OLIVE DRAB BASE		US Olive Drab modulation.
A.MIG-927	OLIVE DRAB LIGHT BASE		US Olive Drab modulation.
A.MIG-928	OLIVE DRAB HIGH LIGHTS		US Olive Drab modulation.
A.MIG-929	OLIVE DRAB SHINE		US Olive Drab modulation.
A.MIG-930	RUSSIAN SHADOW		Russian 4BO modulation. Lybian camouflage color.
A.MIG-931	RUSSIAN DARK BASE		Russian 4BO modulation.
A.MIG-932	RUSSIAN BASE		Russian 4BO modulation. Vegetation.
A.MIG-933	RUSSIAN LIGHT BASE		Russian 4BO modulation. Train wagons. Wooden fences. Doors.
A.MIG-934	RUSSIAN HIGH LIGHT		Russian 4BO modulation. Wooden fences. Doors. Vegetation highlights.
A.MIG-935	RUSSIAN SHINE		Russian 4BO modulation. Faded green paint.



# SHAKE & PAINT

## NEW YELLOW CAP JARS

### WITH STAINLESS STIRRING BALLS

From now on, all new colors with yellow cap containing a ball to improve agitation, for the same price.



*Your colors  
always flow*



We also want to announce that we continue to improve our products through constant innovation. This time we are the first brand to include an agitator in our acrylic paints. This industry leading innovation allows for quick and convenient color mixture, even and consistent every time. These exciting new products are easily distinguishable by their new yellow cap. Each jar includes a stainless steel agitator to facilitate mixture.

# GOOD TECHNIQUES, GOOD RESULTS

by Rick Lawler

At AMMO, our primary goal is to help modelers achieve their best results whether that is through the products that we produce or by explaining techniques. Great painting results cannot be achieved, however, unless you have a good foundation and understanding of some basic principles. In this tutorial I will point out a few common mistakes and then explain a few good painting habits that will help you achieve excellent results using AMMO acrylic primers and paints.



1

The first step in any painting session is to be sure that your paints are thoroughly mixed by shaking or stirring the paints within the bottle. This step is so critical that AMMO is now adding a small metal ball into every bottle to aid in the mixing process. (Found in the Yellow Cap Bottles)



3

So now we know that we are facing two obstacles to a nice paint job, (1) Too much Air Pressure, (2) Surface Tension from the untreated plastic. First, I begin by regulating my air pressure using the bleed-off valve on my compressor. For this demonstration I have set my pressure at 18 PSI, you should experiment to find what pressure works best for you based upon type of equipment that you use. Now we are ready to apply a primer layer – here's how we do it and why we do it;

• **Light First Coat** – When applying the primer it is very important that you build in layers. The first layer is just a VERY light spray, just enough to tint the surface. Allow this first layer to completely dry before continuing with a second layer of primer.

• **Breaking the Surface Tension** – This first layer is working hard right now to break the surface tension that develops between the slick, untreated plastic surface and the water based paints. Primers are specially formulated to break the tension and adhere to the surface, but to do their job they must be applied in thin layers.



4

Once the first layer has dried I am able to apply a second primer layer. This second layer can be applied a little heavier for better coverage. Keep in mind that the purpose of primer is simply to prepare the surfaces for paint, so light coverage is preferred so as not to build-up too much thickness and obscure surface details.



2

Of course when we have completed building our models we are excited to begin painting and so we begin painting right away without proper thought or preparation – and the results are often poor. In this photo I have replicated many common issues that modelers experience when painting and will describe why it happens and what can be done to prevent it.

• **Air Pressure** – Most modern air compressors can be adjusted to regulate the pressure to your airbrush. In this photo my compressor is giving me 50psi of pressure which is a lot and leads to a loss of control over my paint flow (too much paint) and my paint pattern (too wide of spray).

• **Splatters and Spidering** – This is a common result of too much air pressure. Even a light tap of the airbrush trigger will result in a large amount of paint being distributed all at once. The splatter is made worse by holding the nozzle of the airbrush too close to the surface in an attempt to control the width of the spray pattern.

• **Too Heavy of Build-up** – Again, the high air pressure is a contributing factor here. But, now we are also seeing the effects of surface tension or the contraction of the paint when it is applied upon the slick plastic surface – much like combining oil and vinegar. This is a common problem when using acrylic or water based paints; the solution is to first lay down a primer layer before the paint.

• **Paint Separation** – Again, the primary result of the surface tension between the untreated plastic surface and the water-based paint.



5


Above, I spoke about how the primer is necessary to break surface tension at the initial stages between the plastic and the paints. Equally important is that the primer layer is a matte finish, providing an ideal surface for the paints to adhere thus increasing their durability. In this example the primer process finishes with the third layer. You can see the smooth, overall coverage while the surface details are very much still evident.





6

Now with the primer in place and the pressure lowered it is time to paint. I am using an Iwata Dual Action Airbrush; note the distance of the airbrush nozzle to the surface is approximately 3" inches for an overall spray. I will move my nozzle closer to the surface when applying fine lines and details. As with the primer, I will work layer by layer to achieve full coverage.



7

It looks like a mess, but by doing a test on a piece of material you can make sure that you have the proper settings for the type of paint and equipment that you will be using – and for the work that you are doing. In this case, I can see that I have enough pressure to achieve even coverage overall in a broad spray pattern. I also see that my pressure is set to a point that allows me to move in closer for finer lines and detail work. A nice balance.

I can tell that the matte finish of the primer is working well as the paints are sticking immediately where applied, no splatters or separation. AMMO paints are designed to dry with a satin sheen which can be seen reflected in this photo. The satin sheen is ideal and recommended for use with the AMMO enamel weathering products.



8

Another important reason to use a good primer is the fact that many models are constructed using a number of different materials; plastic, resin, photo etch, string, foils, etc. Primers are especially necessary in these instances to unify all of these varieties of surfaces for the decorative paints.



9

In the "old" days, primer came to us in one color- grey. But no more! Now primers are available in a variety of colors which is very helpful in that not only can we get good surface preparation, but we can also begin the painting process by laying foundation colors that will complement our final finish. Because the Me-109 will have a lighter colored camouflage pattern finish, I have chosen to spray the fuselage using a white primer as this will not conflict with the light camo colors. However, with the T34 I have a much darker and more aggressive pattern in mind so I have chosen to use black primer in order to help pre-shade and emphasize the shadows.



10

Still using the colored primers, the panel lines on the Me-109 are airbrushed. Panel line shadowing is not new, but being able to do it at the primer stage ensures that our shadows are at the deepest layer of coverage. On the T34 I am getting a little trickier and have chosen to highlight certain panels and edges using the yellow primer. The contrast between the black and yellow base coloring will add subtle visual interest to the final presentation.



11

The green color is applied in thin layers, slowly building the color. I intentionally stop before achieving complete coverage over the primer layers. As you can see, even at this early stage the black and yellow primer layers have added subtle shading and color interest over the entire model.



12

For reference, the scale of this model is 1/48th. As a reminder, my pressure is at 18psi, same settings as was on my test piece. I continue by adding the narrower camouflage stripes to the T34 without difficulty – the adhesion is good, no splatters and no surface tension problems.



13

Finally, I add a little bit of quick color to the Me-109 fuselage. A light layer of grey color overall does a nice job of fading the panel line shading into the background. Again, note the contrasting satin sheen along the top edge.



# SCI FI

Ciencia ficción



AMMO is a team of die-hard fans of science-fiction and fantasy. Our passion is to help modellers of any age and skill level to achieve the best results possible. Our range includes comprehensive sets for painting our sci-fi and fantasy model subjects with the most appropriate colors. To further facilitate modelers of all levels, we offer a series of books that will help any modeler easily learn how to paint any Science Fiction subject from giant robots to spaceships. The AMMO line offers a wide range of solutions, helping sci-fi fans realize their most original ideas and modeling fantasies.



En AMMO somos auténticos fans de la Ciencia-Ficción y por tanto nuestra pasión es ayudar a los modelistas de cualquier edad y nivel de habilidad a obtener los mejores resultados de la manera más sencilla. Para ello nuestra gama incluye sets para pintar nuestras maquetas futuristas con los colores más adecuados. Para facilitar aún más la tarea ofrecemos una serie de libros que ayudarán a cualquier modelista a aprender como pintar de manera fácil y divertida cualquier pieza de Ciencia-Ficción, desde robots gigantes a naves espaciales. Nuestro objetivo es que los aficionados puedan hacer realidad sus fantasías e ideas más originales.



Model by Daniel Morcillo

## A.MIG-6014

IN COMBAT – PAINTING MECHAS / Pintando mechas


Written by:

Mig Jimenez, Oishi Modeler, Luca Zampriolo, Chulho Yoo and Daniel Morcillo



IN COMBAT – PAINTING MECHAS is here in its second edition, with revised and updated content and images.

Since quite a few decades, robots and other big Sci-Fi war machines have been one of the most popular subjects throughout Asia and the rest of the world. The Japanese company Bandai popularized this fascinating world with their GUNDAMS which is followed today by many modelers. For those MECHAS lovers out there, this book provides different, highly realistic painting and weathering techniques in detailed step-by-step articles full of useful tricks and tips. An indispensable book to learn how to give realistic finishes to your models. A 92-page book in full color with lots of pictures and an amazing style. Paperback.





**A.MIG-6026****IN COMBAT 2: MECHAS BATTLEGROUND***In Combat 2: Campos de batalla de mechas*

Written by:  
Daniel Morcillo, Lee Jaecong, Oishi, Sori Kim, Shin Wong Dook, Luca Zamprilo, Jose Luis López Ruiz y Sergio Fenoy.

Continuing our dynamic book series about painting and weathering Mechas, In combat 2 is finally available.

Ammo of Mig Jiménez follows the path opened with the first book of the series (In combat), where some of the best modelers of the subject taught us their incredible painting techniques and weathering methods. This time we have gone a step forward to show how to paint our Mechas according to the operational environment, be it fresh from the factory or war-beaten veterans in jungles or deserts... Even a spectacular Sazabi in a metallic Candy color finish! In addition to all this, we'll also show several examples of scenic bases in order to provide our models with a proper setting.

An essential book for all the Mecha lovers out there who want an ultra-realistic finish for their models. Throughout 120 pages, the authors describe in simple and clear manner, with numerous full-color pictures showing how to achieve the best results with minimum effort.

**A.MIG-6086**

IN COMBAT 3 (English)

**A.MIG-6087**

IN COMBAT 3 (Castellano)

**A.MIG-6088**

IN COMBAT 3 (Français)



Model by Luca Zamprilo



\* Shown versions may vary from the final product

\* Las versiones pueden variar en el producto final



**A.MIG-7127****ROBOTS & MECHAS COLORS / Colores de robots y mechas***Acrylics paints. 6 jars. 17 ml*

The first set in a series specially designed for Mechas. This set contains six colors for some of the most popular Mechas. Accurate colors formulated with this modeling genre in mind.

Included colors:

- A.MIG-048 YELLOW
- A.MIG-049 RED
- A.MIG-103 MEDIUM BLUE
- A.MIG-119 COLD GRAY
- A.MIG-120 LIGHT BROWN-GRAY
- A.MIG-204 FS 36118 MEDIUM GUNSHIP GRAY

**A.MIG-7149****GREEN MECHAS COLORS / Colores verdes para mechas***Acrylics paints. 6 jars. 17 ml*

A set specially designed for Mechas and other sci-fi subjects. This set contains six colors for some of the most popular Mechas, for example Zakus. Exclusive set includes 4 different shades of green, perfect to add interest and different color tones to each plate, a blue and an acrylic gun metal. Accurate colors formulated with this modeling genre in mind.

Included colors:

- A.MIG-0023 PROTECTIVE GREEN
- A.MIG-0045 GUN METAL
- A.MIG-0062 BLUE
- A.MIG-0077 DULL GREEN
- A.MIG-0082 INTERIOR LIGHT GREEN
- A.MIG-0201 LIGHT GRAY GREEN

**A.MIG-7130****STAR DEFENDERS SCI-FI COLORS / Star Defenders colores Ciencia Ficción***Acrylics paints. 6 jars. 17 ml*

Set that includes a selection of some of the most common colors used for spacecraft and vehicles. This set is focused on ships featured in films such as Space 1999, Galactica Viper, and others which feature predominately light grey and red for identifying signals and markings. Two metallic paint colors are included for some androids and metal parts featured on some ships.

Included colors:

- A.MIG-049 RED
- A.MIG-050 MATT WHITE
- A.MIG-059 GREY
- A.MIG-061 WARM SAND-YELLOW
- A.MIG-195 SILVER
- A.MIG-198 GOLD

**A.MIG-7428****CHIPPING SET FOR MECHAS / Set de desenchado para mechas***Acrylic paints. 3 jars. 17 ml*

Basic set for some of the commonest effects found on robots and Mechas. Provides the necessary products to create paint chips and chipped grime as seen in the book 'IN COMBAT, Painting Mechas'. It can also be used on any kind of machinery, dioramas, trucks, bulldozers or spaceships.

Included colors:

- A.MIG-044 CHIPPING
- A.MIG-2010 SCRATCHES EFFECTS
- A.MIG-1407 ENGINE GRIME

**A.MIG-7429****WEATHERING SET FOR MECHAS / Set de desenchado para mechas***Acrylic paints. 3 jars. 17 ml*

Basic set to recreate weathering effects on robots, Mechas, spaceships and any kind of Sci-Fi vehicles and machinery. This set and the ref. A.MIG 7428 CHIPPING SET FOR MECHAS complements each other. Application methods are shown in the book 'IN COMBAT, Painting Mechas'.

Included colors:

- A.MIG-1500 FILTER BROWN FOR WHITE
- A.MIG-1201 STREAKING GRIME FOR DAK
- A.MIG-3007 DARK EARTH





**A.MIG-7131****SPACE FIGHTERS SCI-FI COLORS / Space Fighters colores Ciencia Ficción**

Acrylics paints. 6 jars. 17 ml

Set that includes a selection of some of the most common colors used for spacecraft and vehicles. This set is focused on ships featured in film such as Galactica Cylon fighter, some imperial fighters and other enemy ships where dark gray and black dominate. The color black is also used to darken the color sheers and Titanium for some metal components, glass parts, and engine nozzles.

Included colors:

A.MIG-046 MATT BLACK  
A.MIG-047 SATIN WHITE  
A.MIG-099 CRYSTAL BLACK BLUE  
A.MIG-193 TITANIUM  
A.MIG-204 FS 36118 MEDIUM GUNSHIP GRAY  
A.MIG-210 FS 35237 BLUE GRAY AMT-11

**A.MIG-7153****SPACE LEGIONS COLOR SET / Set de colores legiones del espacio**

Acrylics paints. 6 jars. 17 ml

The definitive selection of painting and finishing colors for hordes of space armies. With both POLISHED METAL and GOLD metal acrylic colors for metal surfaces and effects, and authentic colors for your space legion's identifying signals and markings.

Included colors: A.MIG-086 BLUE (RAL 5019)  
A.MIG-121 BLOOD RED  
A.MIG-122 BONE  
A.MIG-123 MARINE BLUE  
A.MIG-192 POLISHED METAL  
A.MIG-198 GOLD

**A.MIG-7154****FUTURISTIC WARZONE SCENARIOS COLOR SET****Set de colores warzone de escenarios futuristas**

Acrylics paints. 6 jars. 17 ml

Setting is everything for war gaming, and futuristic warzones colors set delivers a dynamic range of acrylic colors for battlegrounds, buildings, crates, bunkers, and the debris of war. Create the most realistic and authentic metal elements with both OLD BRASS and GUN METAL, as well as natural elements of the battle field with a realistic selection of PALE GREEN, LIME GREEN, and GOLD YELLOW.

Included colors: A.MIG-045 GUN METAL  
A.MIG-060 PALE GREEN  
A.MIG-097 CRYSTAL ORANGE  
A.MIG-124 LIME GREEN  
A.MIG-125 GOLD YELLOW (RLM 04 GELB)  
A.MIG-190 OLD BRASS

**A.MIG-7444****SPACESHIP SCI-FI WEATHERING SET****Set de envejecido para naves de ciencia ficción**

Wash, streaking effect and pigment set. 3 jars. 35ml

The essential weathering set for all types of space craft and mechas of all types and sizes. With this set, you will be able to weather and apply realistic and dynamic effects. It is especially designed for light colors and dirty weathering typical of sci-fi crafts. This set contains:

A.MIG-1009 STARSHIP WASH  
A.MIG-1209 STARSHIP STREAKING  
A.MIG-3020 METAL SLAG

**A.MIG-7505****STARSHIP COLORS SET****Colores de naves espaciales**

Set of three Oil paints with fine brush applicator

Oilbrusher is the innovative oil paint with built-in applicator brush; this unique and innovative AMMO feature ends the need to clean up messy oils after each use. The modern container also includes the dispenser-cleaner system which removes excess paint from the brush.

This set includes:

A.MIG-3500 BLACK  
A.MIG-3501 WHITE  
A.MIG-3513 STARSHIP FILTH



**A.MIG-7154****SCI-FI GROUND VEHICLES COLOR SET***Colores de ciencia ficción para vehículos terrestres**Acrylics paints. 6 jars. 17 ml*

This set includes a selection of accurate colors to paint science fiction and fantasy ground vehicles, for example the marines APC in 'Aliens' or any other futuristic subject. With a diverse palette of grey tones, for darker and lighter pieces, matt aluminium for metallic parts and the new Orange color to make identifying signs you will be able to bring your fantasy models to life.

Included colors:

A.MIG-062 FRENCH BLUE  
A.MIG-095 CRYSTAL SMOKE  
A.MIG-129 ORANGE  
A.MIG-194 MATT ALUMINUM  
A.MIG-209 FS 36495 LIGHT GREY  
A.MIG-911 GREY SHINE

**A.MIG-7156****REALISTIC ROBOTS COLOR SET / Colores realistas para robots***Acrylics paints. 6 jars. 17 ml*

The definitive selection of colors for painting and finishing your robots and armored suits science fiction model kits with a realistic and urban ground look similar to some Manga comic books and recent videogames such as Titanfall.

Included colors:

A.MIG-098 CRYSTAL LIGHT BLUE  
A.MIG-119 COLD GRAY  
A.MIG-120 LIGHT BROWN-GRAY  
A.MIG-908 GREY BASE  
A.MIG-922 RED PRIMER HIGH LIGHTS  
A.MIG-934 RUSSIAN HIGH LIGHTS

**A.MIG-7157****PURPLE MECHAS COLOR SET / Colores fantasía para mechas***Acrylics paints. 6 jars. 17 ml*

Set specifically designed for Mechas and other Sci-Fi subjects in purple shades. This set includes six different colors used to represent various schemes: PURPLE and VIOLET; SATIN WHITE and CYAN TO ADD CONTRAST; and SILVER GREY and SCHWARTZGRAU (a dark grey shade) for the internal skeleton and joints.

Included colors:

A.MIG-0047 SATIN WHITE  
A.MIG-0126 VIOLET  
A.MIG-0127 PURPLE  
A.MIG-0218 RLM 66 SCHWARTZGRAU  
A.MIG-0212 FS 26373 SILVER GREY  
A.MIG-0128 CYAN

**A.MIG-7158****METALLIC MECHAS COLOR SET / Colores metálicos para mechas***Acrylics paints. 6 jars. 17 ml*

Metallic color set especially designed for Sci-Fi subjects, civilian vehicles, and Mechas. Three colors for red Mechas included: METALLIC ORANGE, METALLIC RED, and COPPER. Also included are METALLIC BLUE, BRASS and STEEL colors for the internal skeleton and joints.


Included colors:

A.MIG-0189 METALLIC ORANGE  
A.MIG-0188 METALLIC RED  
A.MIG-0199 COPPER  
A.MIG-0196 WARHEAD METALLIC BLUE  
A.MIG-0197 BRASS  
A.MIG-0191 STEEL





## RUST CHIPPING


**A.MIG-043** SHADOW RUST

Now, using the this rust color, paint small chips using a fine brush.

## FILTERS


**A.MIG-1500** FILTER BROWN WHITE

The FILTERS are another great solution to change the base color tone in a very smooth way. The FILTER is very transparent and you must apply with a brush. It is not a wash, even if it looks similar. Moisten the surface regularly with a brush. Avoid flooding the surface. Let it dry for 24 hours after application.


## STREAKING GRIME


**A.MIG-2011** HEAVY CHIPPING

**A.MIG-1407** ENGINE GRIME

Apply 2 or 3 coats of CHIPPING FLUID around the middle areas and legs. Immediately after the product dries, spray the Engine Grime with airbrush. Use a clean brush dampened with water and touch the surface scratching the surface.

## GRIME SHADOWS


**A.MIG-1201** STREAKING GRIME FOR DARK

We will make the first effects of accumulated dirt. Use a medium soft brush and paint a shadow line and let it dry for a couple of minutes. Then blend the color with a clean brush moistened with Enamel Turpentine. The final effect must be subtle so don't do it in every place. Finally let dry this for 1 day.



Model by Oishi





# Oilbrusher

## NEW MODELLERS COLLECTION

A.MIG-3503	Red	A.MIG-3525	Red Tile	A.MIG-3530	Weed Green	A.MIG-3535	Gun Metal
A.MIG-3521	Yellow Bone	A.MIG-3526	Space Purple	A.MIG-3531	Mecha Dark Green	A.MIG-3536	Steel
A.MIG-3522	Medium Soil	A.MIG-3527	Marine Blue	A.MIG-3532	Starship Bay Sludge	A.MIG-3537	Aluminium
A.MIG-3523	Dusty Earth	A.MIG-3528	Sky Blue	A.MIG-3533	Raptor Shuttle Turquoise	A.MIG-3538	Silver
A.MIG-3524	Earth Clay	A.MIG-3529	Mecha Light Green	A.MIG-3534	Summer Soil	A.MIG-3539	Gold

*vol. 2*



The OILBRUSHER is the ultimate and revolutionary modeling product. OILBRUSHER contains high quality oil paint specifically formulated for modeling use, diluted to the perfect consistency to be applied straight from the jar. The cap has an exclusive built-in high-precision brush to apply the color directly onto your model, without having to put the oil paint on a palette or a piece of cardboard. This evolution prevents the oil from drying out and wasting product unnecessarily. Furthermore, the modern container includes a dispenser-cleaner system that removes the excess paint from the brush, leaving just the right amount in the tip.



**A.MIG-3500**

BLACK  
Negro

**A.MIG-3503**

RED  
Rojo

**A.MIG-3506**

FIELD GREEN  
Verde Campo

**A.MIG-3509**

MEDIUM GREY  
Gris Medio

**A.MIG-3512**

DARK BROWN  
Marrón Oscuro

**A.MIG-3515**

OCHRE  
Ocre

**A.MIG-3518**

SUNNY FLESH  
Carne Tostada

**A.MIG-3501**

WHITE  
Blanco

**A.MIG-3504**

DARK BLUE  
Azul Oscuro

**A.MIG-3507**

DARK GREEN  
Verde Oscuro

**A.MIG-3510**

RUST  
Óxido

**A.MIG-3513**

STARSHIP FILTH  
Suciedad de Nave

**A.MIG-3516**

DUST  
Arena

**A.MIG-3519**

LIGHT FLESH  
Carne Clara

**A.MIG-3502**

AMMO YELLOW  
Amarillo Ammo

**A.MIG-3505**

OLIVE GREEN  
Verde Oliva

**A.MIG-3508**

DARK MUD  
Barro Oscuro

**A.MIG-3511**

RED PRIMER  
Rojo Imprimación

**A.MIG-3514**

EARTH  
Tierra

**A.MIG-3517**

BUFF  
Ante

**A.MIG-3520**

BASIC FLESH  
Carne Base



## A.MIG-3521

YELLOW BONE  
Amarillo Hueso



## A.MIG-3524

EARTH CLAY  
Tierra Arcillosa



## A.MIG-3527

MARINE BLUE  
Azul Marino



## A.MIG-3530

WEED GREEN  
Verde Hierba



## A.MIG-3533

RAPTOR SHUTTLE TURQUOISE  
Turquesa de Lanzadera  
Raptor



## A.MIG-3536

STEEL  
Acero



## A.MIG-3539

GOLD  
Oro



## A.MIG-3522

MEDIUM SOIL  
Tierra Media



## A.MIG-3525

RED TILE  
Rojo Teja



## A.MIG-3528

SKY BLUE  
Azul Cielo



## A.MIG-3531

MECHA DARK GREEN  
Verde Oscuro para  
Mechas



## A.MIG-3534

SUMMER SOIL  
Suelo de Verano



## A.MIG-3537

ALUMINIUM  
Aluminio



## A.MIG-3523

DUSTY EARTH  
Tierra Polvorienta



## A.MIG-3526

SPACE PURPLE  
Púrpura Espacial



## A.MIG-3529

MECHA LIGHT GREEN  
Verde Claro para  
Mechas



## A.MIG-3532

STARSHIP SLUDGE BAY  
Suciedad de Plataforma  
de Nave Espacial



## A.MIG-3535

GUN METAL  
Acero Pavonado



## A.MIG-3538

SILVER  
Plata





**A.MIG-7500****FLESH TONES SET***Set de tonos de carne**Set of three Oil paints with fine brush applicator*

This unique range of Oilbrusher painting and weathering sets offers the convenience and accuracy that you expect from AMMO by Mig Jimenez. Each set contains the correct 3 tones for each task, making the choice of colors simple.

This set contains:

A.MIG-3518 SUNNY FLESH  
A.MIG-3519 LIGHT FLESH  
A.MIG-3520 BASIC FLESH

**A.MIG-7501****RUST TONES SET***Set de tonos de óxido**Set of three Oil paints with fine brush applicator*

This unique range of Oilbrusher painting and weathering sets offers the convenience and accuracy that you expect from AMMO by Mig Jimenez. Each set contains the correct 3 tones for each task, making the choice of colors simple.

This set contains:

A.MIG-3510 RUST  
A.MIG-3511 RED PRIMER  
A.MIG-3512 DARK BROWN

**A.MIG-7502****GREEN TONES SET***Set de tonos verdes**Set of three Oil paints with fine brush applicator*

This unique range of Oilbrusher painting and weathering sets offers the convenience and accuracy that you expect from AMMO by Mig Jimenez. Each set contains the correct 3 tones for each task, making the choice of colors simple.

This set contains:

A.MIG-3505 OLIVE GREEN  
A.MIG-3506 FIELD GREEN  
A.MIG-3507 DARK GREEN

**A.MIG-7503****GROUND COLORS SET***Set de colores de tierra**Set of three Oil paints with fine brush applicator*

This unique range of Oilbrusher painting and weathering sets offers the convenience and accuracy that you expect from AMMO by Mig Jimenez. Each set contains the correct 3 tones for each task, making the choice of colors simple.

This set contains:

A.MIG-3508 DARK MUD  
A.MIG-3514 EARTH  
A.MIG-3516 DUST

**A.MIG-7504****BASIC COLORS SET***Set de colores básicos**Set of three Oil paints with fine brush applicator*

This unique range of Oilbrusher painting and weathering sets offers the convenience and accuracy that you expect from AMMO by Mig Jimenez. Each set contains the correct 3 tones for each task, making the choice of colors simple.

This set contains:

A.MIG-3502 AMMO YELLOW  
A.MIG-3503 RED  
A.MIG-3504 DARK BLUE

**A.MIG-7505****STARSHIP COLORS SET***Colores de naves espaciales**Set of three Oil paints with fine brush applicator*

This unique range of Oilbrusher painting and weathering sets offers the convenience and accuracy that you expect from AMMO by Mig Jimenez. Each set contains the correct 3 tones for each task, making the choice of colors simple.

This set contains:

A.MIG-3500 BLACK  
A.MIG-3501 WHITE  
A.MIG-3513 STARSHIP FILTH

**A.MIG-7506****LIGHT FADING SET***Set de descolorido suave**Set of three Oil paints with fine brush applicator*

This unique range of Oilbrusher painting and weathering sets offers the convenience and accuracy that you expect from AMMO by Mig Jimenez. Each set contains the correct 3 tones for each task, making the choice of colors simple.

This set contains:

A.MIG-3509 MEDIUM GREY  
A.MIG-3515 OCHRE  
A.MIG-3517 BUFF





# WEATHERING ENAMELS

Esmaltes para efectos



Model by Mig Jimenez



AMMO of Mig Jimenez offers a range of innovative Weathering Enamel products in 35 mL jars. This range includes several different lines: Nature Effects, Washes, Streakings and Filters. Each of these lines is formulated with the perfect color and dilution to easily obtain the best realistic result with a minimum work. All these products are Enamel base products so you can clean or remove excess with Enamel Thinner for hours. In addition AMMO offers a range of Weathering sets combining all necessary Weathering Enamel products to obtain a specific aspect in our kits.



AMMO of Mig Jimenez ofrece una gama de innovadores productos de Envejecido en Esmalte en botes de 35 mL. Esta gama incluye varias líneas diferentes: Efectos Naturales, Lavados, Chorretones y Filtros. Cada una de estas líneas está formulada con el color y dilución perfectos para obtener fácilmente el resultado más realista con el mínimo trabajo. Todos estos productos son en base Esmalte con lo que se puede limpiar o quitar el exceso durante horas con Diluyente de Esmaltes. Adicionalmente AMMO ofrece un rango de sets de Envejecido combinando todos los productos necesarios para obtener un aspecto concreto en nuestras maquetas.

## A.MIG-7400

### PIGMENTS RUST SET / Set pigmento oxidados

Set with different pigment rust tones  
3 enamel jars 35mL

The pigments set you need to give your kits the rusty look you want. It includes three tones: an orange pigment for fresh and recent rust.

This set contains:  
A.MIG-3006 LIGHT RUST  
A.MIG-3008 TRACK RUST  
A.MIG-3005 MEDIUM RUST



## A.MIG-7401

### SUMMER DUST SET / Set de polvo de verano

Set with different summer dust tones  
3 enamel jars 35mL

With this set the modeler will be able to add a dusty appearance to his models not only look like Kursk but also any other dry and dusty area of operation. Includes two enamel effects shades.

This set contains:  
A.MIG-1400 KURSK SOIL  
A.MIG-1401 LIGHT DUST  
A.MIG-3002 LIGHT DUST PIGMENT





## A.MIG-7402

### ENGINES OIL & FUEL / Set para motores

Set with different engine effects  
3 enamel jars 35mL

The essential weathering set for all types of engine effects, including grease and fuel stains. Engines, fuel tanks, mechanical parts and all kinds of dirty engine greased surfaces can be weathered with this set.

This set contains:

- A.MIG-1407 ENGINE GRIME
- A.MIG-1408 FRESH ENGINE OIL
- A.MIG-1409 FUEL STAINS



## A.MIG-7403

### RUSTY VEHICLES / Set de vehículos oxidados

Set with different rust tones  
3 enamel jars 35mL

The perfect set to give a rusty look to your vehicles of any type. But it is also essential for small parts and details in a diorama.

This set contains:

- A.MIG-1002 TRACKS WASH
- A.MIG-1004 LIGHT RUST WASH
- A.MIG-1204 STREAKING RUST EFFECTS



## A.MIG-7404

### FIGHTING COMPARTMENT / Set para interiores

Set with different tones for weathering interiors  
3 enamel jars 35mL

Set for weathering interiors of armored fighting vehicles. With this set you will be able to weather and give a realistic look to the interior parts of your vehicle in a simple way. This set includes a wash and a streaking grime effect for white tones as seen interiors of many combat vehicles.

This set contains:

- A.MIG-1003 INTERIORS WASH
- A.MIG-1200 STREAKING GRIME FOR INTERIORS
- A.MIG-3009 GUN METAL PIGMENT



## A.MIG-7405

### MUD EASTERN FRONT / Set del barro del Frente Oriental

Set with different mud tones  
3 enamel jars 35mL

This set allows us to apply the dark and damp mud typical of the Eastern Front in our vehicles. But, these products can be used to represent too dark mud elsewhere in the world.

This set contains:

- A.MIG-1402 FRESH MUD
- A.MIG-1405 DARK MUD
- A.MIG-3007 DARK EARTH PIGMENT



## A.MIG-7406

### D.A.K. VEHICLES / Set para vehículos del DAK

Set with different tones for North Africa  
3 enamel jars 35mL

The pigments set you need to give your kits the rusty look you want. It includes three tones: an orange pigment for fresh and recent rust.

This set contains:

- A.MIG-1001 AFRIKA KORPS WASH
- A.MIG-1201 STREAKING GRIME FOR DAK
- A.MIG-1404 NORTH AFRICA DUST



## A.MIG-7408

### EUROPE EARTH SET / Set de tierras europeas

Set with different Europe earth tones  
3 enamel jars 35mL

The necessary set for weathering any vehicle that has rolled down a dirt road. These products enable us to apply dust and earth effects to any vehicle, especially those located in Europe.

This set contains:

- A.MIG-1403 EARTH
- A.MIG-1406 DAMP EARTH
- A.MIG-3004 EUROPE EARTH





## A.MIG-7409

### HUMIDITY & WET EFFECTS / Set de efectos de humedad

Set with different wet and slime effects  
3 enamel jars 35mL

Use this set to detail a nice vignette, an abandoned ship and the effects of seaweed in a port or add interesting moss details and wet areas in a diorama. With it you can add two types of mossy dirt, dark or clear, to obtain variety.

This set contains:

- A.MIG-2015 WET EFFECTS
- A.MIG-1410 SLIMY GRIME DARK
- A.MIG-1411 SLIMY GRIME LIGHT



## A.MIG-7410

### U.S. MODERN VEHICLES / Set de vehículos USA modernos

Set with different US modern weathering effects  
3 enamel jars 35mL

The necessary set for weathering American vehicles in Iraq or Afghanistan. The modeler may apply a wash and make streak effects with the perfect enamel color and apply the pigment with the right tone for a nice, balanced weathered vehicle.

This set contains:

- A.MIG-1007 US MODERN VEHICLES WASH
- A.MIG-1207 STREAKING GRIME FOR US MODERN VEHICLES
- A.MIG-3003 NORTH AFRICA DUST PIGMENT



## A.MIG-7407

### PANZER GREY / Set de iniciación para vehículos gris panzer

Starter set for Panzer Grey WWII vehicle

The basic, but indispensable color set to paint German vehicles in the Panzer Grey color used during the early stages of Second World War. One set for all the essential products for a vehicle of this color.

This set contains:

- A.MIG-1006 BLUE WASH FOR PANZER GREY
- A.MIG-1202 STREAKING GRIME FOR PANZER GREY
- A.MIG-0008 RAL 7021 DÜBELGRAU



## A.MIG-7411

### WINTER CAMO / Set de iniciación para camuflajes invernales

Starter set for winter camo vehicles

The necessary and perfect starter set for weathering a winter vehicle.

This set contains:

- A.MIG-2010 SCRATCHES EFFECTS
- A.MIG-0047 WHITE
- A.MIG-1205 STREAKING GRIME FOR WINTER VEHICLES



## A.MIG-7412

### GERMAN TANKS / Set de iniciación para vehículos alemanes

Starter set for German WWII vehicles

A basic, but indispensable color set for painting German vehicles in the popular Dark Yellow color as used during World War II.

This set contains:

- A.MIG-0011 DUNKELGELB
- A.MIG-1203 STREAKING GRIME
- A.MIG-1000 BROWN WASH FOR GERMAN DARK YELLOW



## A.MIG-7413

### U.S. GREEN TANKS / Set de iniciación para vehículos verdes USA

Starter set for US Green vehicles

The basic, but indispensable color set for painting American vehicles in the popular Olive Green used during World War II and after by the U.S. Army.

This set contains:

- A.MIG-0926 OLIVE DRAB BASE
- A.MIG-1005 DARK BROWN WASH FOR GREEN VEHICLES
- A.MIG-1206 DARK STREAKING GRIME





## A.MIG-7145

### CIVIL VEHICLES WEATHERING SET / Colores realistas para robots

4 weathering enamel products + 1 acrylic color

The indispensable weathering set for all civilian vehicles. The ideal combination of washes, streaking, earth effects, and acrylic color, to bring realistic effects to all civilian machinery. Use them individually or in combination for a variety of effects.

This set contains: A.MIG-1007 MODERN VEHICLES WASH  
A.MIG-1406 DAMP EARTH  
A.MIG-1204 STREAKING RUST EFFECTS  
A.MIG-3007 DARK EARTH  
A.MIG-0042 OLD RUST ACRYLIC



## A.MIG-7146

### CIVIL ENGINES WEATHERING SET / Colores fantasia para mechas

3 weathering enamel products + 2 pigment

Whether it is an automobile, tractor, or any other civilian subject, this is the perfect set for weathering civilian engines. With both grease and oil enamels, dark brown wash, and 2 essential pigments, you will be able to create the most realistic engines, fuel tanks, and dirty mechanical surfaces.

This set contains: A.MIG-1407 ENGINE GRIME  
A.MIG-1408 FRESH ENGINE OIL  
A.MIG-1005 DARK BROWN WASH FOR GREEN VEHICLES  
A.MIG-3001 BLACK PIGMENT  
A.MIG-3014 RUSSIAN EARTH PIGMENTS



## A.MIG-7147

### MODERN RUSSIAN VEHICLES WEATHERING SET

Colores metálicos para mechas

4 weathering enamel products + 1 pigment

This new set includes a selection of all basic and necessary products to weather most of the current Russian vehicles, either in a single green or with some of the most popular contemporary camouflage. The set includes everything from the initial filter, washed, drained effects, land and pigment. This basic selection ensures optimal and real finishes for these popular vehicles.

This set contains: A.MIG-1005 DARK BROWN WASH FOR GREEN VEHICLES  
A.MIG-1203 STREAKING GRIME  
A.MIG-1400 KURSK SOIL  
A.MIG-1506 BROWN FOR DARK GREEN  
A.MIG-3014 RUSSIAN EARTH



## A.MIG-7127

### FURY SHERMAN SET / Set Sherman Fury

Starter Set for late WWII Sherman

Set with essential and necessary products to paint late WWII Sherman tanks, FOR EXAMPLE any of those which appears in 'Fury' motion picture. The easiest and fastest solution for all modellers, from the experienced modeller who needs basic products for these vehicles to the newcomer that needs the necessary items to begin to paint a Sherman. A basic compilation of some of the better AMMO products. This set includes:

- A.MIG-0046 MATT BLACK
- A.MIG-0926 OLIVE DRAB BASE
- A.MIG-1005 DARK BROWN WASH FOR BROWN VEHICLES
- A.MIG-1402 FRESH MUD
- A.MIG-3004 EUROPE EARTH



## A.MIG-7437

### DRY EARTH TRACKS / Orugas de terreno seco

Weathering paint set for tracks in dry theatres

Essential collection of products such as earth textures, correct track colors, as well as rust & dust Effects for painting tracks in all arid environments. Create the unique appearance of accumulations of dust and wear unique to AFVs in dry arid terrain. Such harsh and abrasive conditions create effects of dry rust (A.MIG-1002), polished metal links (A.MIG-034, A.MIG-192), and the accumulation of dust and pulverized earth (A.MIG-1751, A.MIG-3003) only with this all-inclusive multi-media Dry Earth Tracks Set. The set includes 3 enamel jars 35ml and 2 acrylic jars 17ml:

- A.MIG-1002 TRACK WASH
- A.MIG-3003 NORTH AFRICA DUST
- A.MIG-1751 DRY STEPPE
- A.MIG-0034 RUST TRACKS
- A.MIG-0192 POLISHED METAL



## A.MIG-7145

### WET EARTH TRACKS / Orugas de terreno húmedo

Weathering paint set for tracks in dry theatres

Comprehensive collection of products such as textured mud, churned earth, track colors, and washes for the most realistic tracks in all manner of wet muddy conditions. The most diverse and realistic effects of tracked vehicles slogging wet ground, accumulating the various textures of wet earth and soil. The distinct appearance of wet and worn tracks is easily recreated (A.MIG-035, A.MIG-1004, A.MIG-3009), while the variety of textures and tones is essential for tracks in wet terrain (A.MIG-1705, A.MIG-1752). The set includes 3 enamel jars 35ml, 1 pigment jar 35 ml, 1 acrylic jar 17ml:

- A.MIG-1705 WET MUD
- A.MIG-1752 LOOSE GROUND
- A.MIG-1004 LIGHT RUST WASH
- A.MIG-3009 GUN METAL PIGMENT
- A.MIG-0035 DARK TRACKS





**A.MIG-7443****GERMAN CAMOUFLAGE WEATHERING SET / Set envejecido camuflaje alemán**

1 wash, 1 streaking, 1 Filter, 1 Pigment, 1 splash

The indispensable finishing and weathering set for German camouflage schemes. With the ideal wash, streaking, filter, pigment, and mud splashes colors. These effects can be used for almost any German Camouflage to create a wide variety of realistic effects and finishes. Use them individually or in combination for a variety of effects. The set includes 4 enamel jars 35ml, 1 pigment 35 ml:

A.MIG-1000 BROWN WASH FOR GERMAN DARK YELLOW  
 A.MIG-1203 STREAKING GRIME  
 A.MIG-1510 TAN FOR 3 TONE CAMO  
 A.MIG-1751 DRY STEPPE  
 A.MIG-3007 DARK EARTH

**A.MIG-7445****JET ENGINES COLORS AND WEATHERING SET**

Set de colores y envejecido para motores de reacción


4 metal acrylic colors, 1 weathering enamel product, 1 wash

Jet engine colors and weathering set. This set includes four essential metallic colors used to paint the hues and tonal variations for the components of a jet turbine, including the afterburner and exhaust nozzles. This set also includes two specific products for weathering and outlining the intricate details found in these engines. Included colors:

A.MIG-0187 JET EXHAUST  
 A.MIG-0191 STEEL  
 A.MIG-0192 POLISHED METAL  
 A.MIG-0045 GUN METAL  
 A.MIG-1407 ENGINE GRIME  
 A.MIG-1008 DARK WASH



\* Shown versions may vary from the final product  
 \* Las versiones pueden variar en el producto final



Model by Pat Johnston



# WASHES

## Lavados



The basic technique used to weather any type of model is the wash, a classic technique that is still one of the most used techniques in modelling today. Our washes offer the most extensive and specific range for all types of vehicles from different countries.



La técnica básica usada para envejecer cualquier tipo de maqueta es el lavado, una técnica clásica que sigue siendo una de las más usadas en el modelismo actual. Nuestros lavados ofrecen la gama más extensa y exacta para todo tipo de vehículos de diferentes países.



Model by Mig Jimenez

### A.MIG-1000

#### BROWN WASH FOR GERMAN DARK YELLOW

*Lavado marrón para amarillo alemán*

Also for sand color vehicles

35mL

Ideal wash color for Dunkelgelb vehicles as well as all dark yellow vehicles. Apply on details and remove excess with a clean brush moist in Enamel Thinner.



### A.MIG-1001

#### AFRICA KORPS WASH / Lavado para Afrika Korps

Wash for light tone vehicles

35mL

D.A.K. wash for Africa Korps vehicles, also other light colored desert vehicles. Apply on details and remove excess with a clean brush moist with Enamel Thinner.



### A.MIG-1002

#### TRACKS WASH / Lavado para orugas

Enamel type wash for rusty tracks

35mL

Wash for tracks. The perfect tone for rusty or dark tracks and other dark rust effects. Apply on details and remove excess with a clean brush moist with Enamel Thinner.



### A.MIG-1003

#### INTERIORS WASH / Lavado para interiores

Color for white or cream colors

35mL

Ideal wash for creating the accumulation of dirt and grime on details on light colors such as interiors. Apply on details and remove excess with a clean brush moist with Enamel Thinner.





### A.MIG-1004

#### LIGHT RUST WASH / *Lavado óxido claro*

Enamel type wash for dark green vehicles  
35mL

Light rust wash, ideal for rust effects on all kind of surfaces. Perfect for any rust effects on all surfaces. Apply on details and remove excess with a clean brush moist in Enamel Thinner.



### A.MIG-1005

#### DARK BROWN WASH FOR GREEN VEHICLES

#### *Lavado marrón para vehículos verdes*

For Shermans, T34, etc...  
35mL

Wash dark brown perfect for dark colored vehicles. Apply on details and remove excess with a clean brush moist with Enamel Thinner.



### A.MIG-1006

#### BLUE WASH FOR PANZER GREY / *Lavado azul para gris Panzer*

Early german tanks or starships.  
35mL

Wash for grey vehicles. Ideal for Panzer Grey. Apply on details and remove excess with a clean brush moist in Enamel Thinner.



### A.MIG-1007

#### US MODERN VEHICLES WASH / *Lavado para vehículos modernos USA*

Great tone for US modern vehicles  
35mL

Dirt color wash specifically suited for use over Modern US sand colored vehicles. Apply on details and remove excess with a clean brush moist in Enamel Thinner.



### A.MIG-1008

#### DARK WASH / *Lavado oscuro*

Enamel type wash for modelling  
35mL

Enamel wash ideally matched for use over NATO and other dark camouflage schemes. Apply on details and remove excess with a clean brush moist with Enamel Thinner.



# STREAKING EFFECTS

Efectos de escurrido



The products to create the effects of streaking dirt are the basic pillar of the whole range of products from AMMO of Mig Jimenez. These effects can be seen on vehicles from almost any time period and give a very realistic aspect even when we don't add any other effects afterwards. You can find different effects of streaking adapted to a great variety of themes. You just need to choose your color for each type of vehicle that you are painting.



Los productos para crear los efectos de suciedad escurrida son el pilar básico de toda la gama de productos de AMMO of Mig Jiménez. Estos efectos pueden observarse en vehículos de casi cualquier período, y producen un aspecto muy realista incluso aunque no apliquemos ningún otro efecto más. Puedes encontrar diferentes efectos de escurrido adaptados a una gran variedad de temas. Deberás escoger tu color para el tipo de vehículo que estás pintando.



Model by Mig Jimenez

## A.MIG-1200

### STREAKING GRIME FOR INTERIORS

*Suciedad escurrida para interiores*

Streaking effect for light tones  
35mL

Ideal color for creating dirt streaks on light colored surfaces such as AFV interiors. Also suitable for other effects such as add chromatic richness to any piece or surface. Apply lines from the upper part of plate and then fade with a clean brush moist with Enamel Thinner.



## A.MIG-1201

### STREAKING GRIME FOR DAK / Suciedad escurrida para el DAK

Streaking effect for sand and light colored surfaces  
35mL

Grimy grey colored effect ideally suited for creating streaks of dirt over sand and light colored surfaces. Also suitable for other effects such as add chromatic richness to any piece or surface. Apply lines from the upper part of plate and then fade with a clean brush moist with Enamel Thinner.



## A.MIG-1202

### STREAKING GRIME FOR PANZER GREY / Suciedad escurrida para Gris Panzer

For early german tanks  
35mL

Dark colored streaking effect specifically designed to be used over dark grey surfaces. Also suitable for other effects such as add chromatic richness to any piece or surface. Apply lines from the upper part of plate and then fade with a clean brush moist with Enamel Thinner.



## A.MIG-1203

### STREAKING GRIME / Suciedad escurrida

For dark yellow vehicles  
35mL

Create realistic dirt streaks and grime effects easily with this dirty grey color. Apply lines from the upper part of plate and then fade with a clean brush moist with Enamel Thinner.





## A.MIG-1204

### STREAKING RUST EFFECTS / *Escurridos de óxido*

Rusty streaks effects  
35mL

Rust and corrosion streaks and stains are easily produced using this reddish-brown color. Also suitable for other effects such as add chromatic richness to any piece or surface. Apply lines from the upper part of plate and then fade with a clean brush moist with Enamel Thinner.



## A.MIG-1205

### STREAKING GRIME FOR WINTER VEHICLES *Escurridos para vehículos invernales*

Grey brown for winter vehicles  
35mL

Light grey color ideal for creating dirt streaks on light or white colored surfaces. Also suitable for other effects such as add chromatic richness to any piece or surface. Apply lines from the upper part of plate and then fade with a clean brush moist with Enamel Thinner.




## A.MIG-1206

### DARK STREAKING GRIME / *Suciedad escurrida oscura*

For dark green vehicles  
35mL

Darkest color in our range specifically suited for streaking effects over dark colored vehicles and surfaces. Also suitable for other effects such as add chromatic richness to any piece or surface. Apply lines from the upper part of plate and then fade with a clean brush moist with Enamel Thinner.



## A.MIG-1207

### STREAKING GRIME FOR US MODERN VEHICLES *Suciedad escurrida para vehículos usa modernos*

Enamel to create Streaking effect  
35mL

Ideal color for creating dirt streaks on sand and light brown colored vehicles. Also suitable for other effects such as add chromatic richness to any piece or surface. Apply lines from the upper part of plate and then fade with a clean brush moist with Enamel Thinner.



## A.MIG-1208

### RAINMARKS EFFECTS / *Efectos de marcas de lluvia*

Also to create dust effects  
35mL

Create realistic streaks and rainmarks with this light colored enamel effect. Apply lines from the upper part of plate and then fade with a clean brush moist with Enamel Thinner.




## A.MIG-1209

### STARSHIP STREAKING / *Escurridos de nave espacial*

Enamel type product to create Streaking effect  
35mL

Enamel effect specially formulated to create the distinctive streaked look seen on most spaceships appearing in Sci-Fi movies and anime series. The perfect effect for a professional finish easily and quickly; can also be used for AFVs and aircraft models.



# NATURE EFFECTS

Efectos de naturaleza



Model by Mig Jimenez



The colours to create dust, earth, and mud must be exact and very realistic to make your models look credible. Our range of products designed for these effects are exact reproductions of the distinct surroundings found around the world. Avoid errors with homemade mixes and use these colours directly on your models to achieve the best results. Some of these products are satiny to represent wet earth or fresh mud.



Los colores usados para crear polvo, tierra y barro deben ser exactos y realistas, de forma que produzcan en tus maquetas un aspecto natural. Nuestra gama de productos diseñada para estos efectos son reproducciones exactas de los diferentes terrenos que se pueden encontrar por todo el mundo. Evita errores con mezclas caseras y usa estos colores directamente en tus maquetas para lograr los mejores resultados. Algunos de estos productos son satinados para representar tierra húmeda o barro fresco.

## A.MIG-1400

### KURSK SOIL / Tierra de Kursk

For Russia dioramas in summer  
35mL

Medium yellow-brown colored effect ideally suited for creating dust and dirt appearance. Apply with a brush or airbrush and then fade with a clean brush moist with Enamel Thinner.



## A.MIG-1401

### LIGHT DUST / Polvo claro

To create contrast in vehicles  
35mL

Light colored enamel that can be used to create dusty effects on surfaces. Apply with a brush or airbrush and then fade with a clean brush moist in Enamel Thinner.




## A.MIG-1402

### FRESH MUD / Barro fresco

Realistic satin dark mud  
35mL

Dark brown enamel effect ideally suited for creating muddy surfaces. It can be also mix with plaster to create volume. Apply with a brush or airbrush and then fade with a clean brush moist with Enamel Thinner.



## A.MIG-1403

### EARTH / Tierra

Useful for all kind of subjects  
35mL

Create dirt and mud effects with this realistic earth colored enamel. It can be also mix with plaster to create volume. Apply with a brush or airbrush and then fade with a clean brush moist with Enamel Thinner.





## A.MIG-1404

### NORTH AFRICA DUST / Polvo del norte de Africa

Perfect for desertic environments  
35mL

Light tan colored effect ideally suited to creating dusty accumulations on surfaces. Apply with a brush or airbrush and then fade with a clean brush moist with Enamel Thinner.



## A.MIG-1405

### DARK MUD / Barro oscuro

Enamel to create nature effect  
35mL

This dark earth colored effect can be used alone or mixed with other earth tones. Mix with plaster to create accumulations of textured mud and earth. Apply and fade with a clean brush moist with Enamel Thinner.



## A.MIG-1406

### DAMP EARTH / Tierra húmeda

Satin earth tone for dioramas  
35mL

Earth colored effect that dries with a satin finish for the appearance of wet or damp mud. Mix with plaster to create accumulations of textured mud and earth. Apply and blend with a clean brush moist with Enamel Thinner.



## A.MIG-1407

### ENGINE GRIME / Suciedad de motor

Matt grey tone  
35mL

This dark grey colored effect is perfect for creating the grimy appearance and accumulated dirt of well used engines. Apply and blend with a clean brush moist with Enamel Thinner.



## A.MIG-1408

### FRESH ENGINE OIL / Aceite fresco de motor

Authentic fresh oil effect for engines  
35mL

Create fresh oil leaks and stains with this enamel effect for the most realistic vehicles. Apply with a brush in different lays of different intensities for the most realistic effects.



## A.MIG-1409

### FUEL STAINS / Combustible derramado

Semy gloss and very realistic  
35mL

Light amber colored effect that dries with a satin finish. Can be used alone or in combination with other effects to create a range of spilled fuel effects. Apply with a brush in different lays of different intensities for the most realistic effect.




## A.MIG-1410

### SLIMY GRIME DARK / Suciedad musgosa oscura

Harbours, sea dioramas, ships, green stuff  
35mL

This light green colored effect is perfect for creating fresh moss and slimy surfaces caused by dampness. Apply and fade with a clean brush moist with Enamel Thinner.




## A.MIG-1411

### SLIMY GRIME LIGHT / Suciedad musgosa clara

Harbours, sea dioramas, ships  
35mL

This dark green colored effect is perfect for creating moss and slimy surfaces caused by dampness. Apply and fade with a clean brush moist with Enamel Thinner.



# PIGMENTS

*Pigmentos*



With the knowledge gained by Mig Jimenez during the long experience of developing the best pigments available for modelling, he has now developed this new basic range of the most essential colors for doing any type of effect. Avoid getting lost in a more extensive range now that the most necessary and useful colors are here.



*Mig Jiménez, con la experiencia obtenida durante el largo proceso de desarrollo de los mejores pigmentos disponibles para modelismo, ha desarrollado esta nueva serie básica con los colores más esenciales para hacer cualquier tipo de efecto. Evita la confusión que podría producir una gama más extensa ahora que dispones de los colores más útiles y necesarios.*



Model by Fabrizio Pincelli

## A.MIG-3000

PIGMENT FIXER / *Fijador de pigmentos*

Enamel fixer to glue pigments in an effective way  
35 mL

Recommended product to adhere pigments to the surfaces of your models and bases. Use capillary effect to allow fluid to flow over pigment powder. Once dried, pigments are permanently adhered to the surface and return to dry color.



## A.MIG-3001

BLACK / *Negro*

For smoke, exhaust pipes...  
35 mL

High quality Pigment, superfine and made from natural products for exclusive use in modeling. This color is specially designed to make effects in your models using the techniques that Mig Jimenez created for more than a decade.



## A.MIG-3002

LIGHT DUST / *Polvo claro*

Concrete, walls, floors...  
35 mL

High quality Pigment, superfine and made from natural products for exclusive use in modeling. This color is specially designed to make effects in your models using the techniques that Mig Jimenez created for more than a decade.



## A.MIG-3003

NORTH AFRICA DUST / *Polvo de norte de África*

For smoke, exhaust pipes...  
35 mL

High quality Pigment, superfine and made from natural products for exclusive use in modeling. This color is specially designed to make effects in your models using the techniques that Mig Jimenez created for more than a decade.



## A.MIG-3004

EUROPE EARTH / *Tierra europea*

Europe dust, cities, dioramas...  
35 mL

High quality Pigment, superfine and made from natural products for exclusive use in modeling. This color is specially designed to make effects in your models using the techniques that Mig Jimenez created for more than a decade.



## A.MIG-3005

MEDIUM RUST / *Óxido medio*

Rusty vehicles, exhaust pipes...  
35 mL

High quality Pigment, superfine and made from natural products for exclusive use in modeling. This color is specially designed to make effects in your models using the techniques that Mig Jimenez created for more than a decade.





## A.MIG-3006

### LIGHT RUST / Óxido claro

Rusty vehicles, exhaust pipes  
35 mL

High quality Pigment, superfine and made from natural products for exclusive use in modeling. This color is specially designed to make effects in your models using the techniques that Mig Jimenez created for more than a decade.



## A.MIG-3007

### DARK EARTH / Tierra oscura

Europe earth, Russia, dioramas  
35 mL

High quality Pigment, superfine and made from natural products for exclusive use in modeling. This color is specially designed to make effects in your models using the techniques that Mig Jimenez created for more than a decade.



## A.MIG-3008

### TRACK RUST / Óxido de orugas

Shadows, grounds, tracks, rust  
35 mL

High quality Pigment, superfine and made from natural products for exclusive use in modeling. This color is specially designed to make effects in your models using the techniques that Mig Jimenez created for more than a decade.



## A.MIG-3009

### GUN METAL / Metal pulido

Guns, tracks, metal parts  
35 mL

High quality Pigment, superfine and made from natural products for exclusive use in modeling. This color is specially designed to make effects in your models using the techniques that Mig Jimenez created for more than a decade.



## A.MIG-3010

### CONCRETE / Cemento

Superfine pigment for modelling  
35 mL

A light grey color used to create the dusty appearance of broken concrete. High quality Pigment, superfine and made from natural products for exclusive use in modeling.



## A.MIG-3011

### AIRFIELD DUST / Polvo aeródromo

Superfine pigment for modelling  
35 mL

Pigment color used to create the blown dust effects on airfields and tarmacs caused by aircraft landings and take off. High quality Pigment, superfine and made from natural products for exclusive use in modeling.



## A.MIG-3012

### SAND / Arena

Superfine pigment for modelling.  
35 mL

Light colored pigment used for creating a dusty desert or beach appearance on vehicles and in vignettes. High quality Pigment, superfine and made from natural products for exclusive use in modeling.



## A.MIG-3013

### RUBBLE / Escombros

Superfine pigment for modelling.  
35 mL

A grey color used for achieving a dusty appearance in an urban environment. High quality Pigment, superfine and made from natural products for exclusive use in modeling.



## A.MIG-3014

### RUSSIAN EARTH / Tierra rusa

Superfine pigment for modelling.  
35 mL

Dark earth color ideally suited for producing mud and dust. High quality Pigment, superfine and made from natural products for exclusive use in modeling.



## A.MIG-3015

BRICK DUST / *Polvo de ladrillo*

Superfine pigment for modelling  
35 mL

Terra Cotta colored pigment perfect for scenes with broken bricks or on vehicles in urban environments. High quality Pigment, superfine and made from natural products for exclusive use in modeling.



## A.MIG-3016

WHITE / *Blanco*

Superfine pigment for modelling  
35 mL

A pigment color can be used alone to create ash or snow effects, or in combination to lighten other pigment colors. High quality Pigment, superfine and made from natural products for exclusive use in modeling.



## A.MIG-3017

PRIMER RED / *Rojo imprimación*

Superfine pigment for modelling  
35 mL

A colored pigment used to richness and color variation on primer red surfaces. High quality Pigment, superfine and made from natural products for exclusive use in modeling.



## A.MIG-3018

MIDDLE EAST DUST / *Polvo oriente medio*

Superfine pigment for modelling  
35 mL

Pigment color used to represent the dust and dirt often observed on vehicles in this important region. High quality Pigment, superfine and made from natural products for exclusive use in modeling.



## A.MIG-3019

ARMY GREEN / *Verde ejercito*

Superfine pigment for modelling  
35 mL

A colored pigment used to add richness and color variation to green surfaces. High quality Pigment, superfine and made from natural products for exclusive use in modeling.



## A.MIG-3020

METAL SLAG / *Metal slag*

Superfine pigment for modelling  
35 mL

Pigment powder of the highest quality, specially formulated by AMMO to get the best results. It can be used to represent the weathering effects commonly seen on spaceship engines in Sci-Fi films, as well as typical battle damages.



Model by Maxi Fernández



# FILTERS

Filtros



Filter easy and ready to use directly on your model. This filter is specially designed for use on bright or white winter surfaces such as tanks, spaceships, light colored aircraft, or vehicles of the United Nations. Use the filters by moistening a brush and applying it without flooding the surface, to enrich hues in your models, unify camouflage, or highlight areas with a different tone.



Los filtros vienen listos para aplicarse directamente y de forma sencilla en la maqueta. Este filtro está especialmente diseñado para usarse sobre superficies de colores claros o camuflajes blancos, tales como carros invernales, naves espaciales, aviones de color claro o vehículos de la ONU. Humedece un pincel en el filtro y aplícalo sin encharcar la superficie, así enriquecerás tus maquetas, unificarás camuflajes o acentuarás áreas con un tono diferente.




**A.MIG-1500**  
BROWN FOR WHITE  
Marrón para blanco  
30 mL




**A.MIG-1501**  
GREY FOR WHITE  
Gris para blanco  
30 mL




**A.MIG-1502**  
DARK GREY FOR WHITE  
Gris oscuro para blanco  
30 mL



**A.MIG-1503**  
OCHRE FOR LIGHT SAND  
Ocre para arena clara  
30 mL



**A.MIG-1504**  
BROWN FOR DESERT YELLOW  
Marrón para amarillo desierto  
30 mL



**A.MIG-1505**  
GREY FOR YELLOW SAND  
Gris para amarillo arena  
30 mL



**A.MIG-1506**  
BROWN FOR DARK GREEN  
Marrón para verde oscuro  
30 mL



**A.MIG-1507**  
TAN FOR YELLOW GREEN  
Beige para verde amarillento  
30 mL



**A.MIG-1508**  
GREEN FOR GREY GREEN  
Verde para verde grisáceo  
30 mL



**A.MIG-1509**  
BLUE FOR DARK GREY  
azul para gris panzer  
30 mL



**A.MIG-1510**  
TAN FOR 3 TONE CAMO  
Beige para camuflaje de 3 tonos  
30 mL



**A.MIG-1511**  
BROWN FOR DARK YELLOW  
Marrón para amarillo alemán  
30 mL

## A.MIG-7450

FILTER SET FOR WINTER AND UN VEHICLES  
Set de filtros para vehículos invernales y de la ONU

Set of 3 high quality filters ready to use  
30 mL each

A.MIG-1500 BROWN FOR WHITE  
A.MIG-1501 GREY FOR WHITE  
A.MIG-1502 DARK GREY FOR WHITE

## A.MIG-7451

FILTER SET FOR DESERT VEHICLES  
Set de filtros para vehículos del desierto

Set of 3 high quality filters ready to use  
30 mL each

A.MIG-1503 OCHRE FOR LIGHT SAND  
A.MIG-1504 BROWN FOR DESERT YELLOW  
A.MIG-1505 GREY FOR YELLOW SAND

## A.MIG-7452

FILTER SET FOR GREEN VEHICLES  
Set de filtros para vehículos verdes

Set of 3 high quality filters ready to use  
30 mL each

A.MIG-1506 BROWN FOR DARK GREEN  
A.MIG-1507 TAN FOR YELLOW GREEN  
A.MIG-1508 OCHRE FOR GREY GREEN

## A.MIG-7453

FILTER SET FOR GERMAN TANKS  
Set de filtros para tanques alemanes

Set of 3 high quality filters ready to use  
30 mL each

A.MIG-1509 BLUE FOR DARK GREY  
A.MIG-1510 TAN FOR 3 TONE CAMO  
A.MIG-1511 BROWN FOR DARK YELLOW





# MUD & SPLASHES

Barros y salpicados



By Sergio Fenoy and Mig Jimenez

## New Hyper-Realistic MUD

Mud is one of the weathering effects modelers strive hardest to get right. For many years, lots of home-made recipes and impossible concoctions have been tried. Finally, some model brands launched ready to use acrylic mud products; but the texture was not great and not very realistic. These products, a simple mix of acrylic resin and grounded pumice stone, have been used to create textured surfaces in arts & crafts for many years but are certainly not suitable to use in advanced modeling techniques no matter how good the mud color is. In the year 2002 we began studying this problem in search of a solution, searching for a product and an application method that rendered a realistic mud effect. And it wasn't exactly easy, as various acrylic mud formulations didn't work, it became necessary to develop a new product from the ground up. Finally, and after two years of trials and testing, AMMO has developed the ultimate mud product with not just a realistic and varied range of colors, but also with many different micro-textures and a great deal of flexibility in the application method. The long drying time allows for touch-ups, corrections, or removal without risking irreparable mistakes. Hyper Realistic Mud dries rock hard and sticks firmly to the surface. Only with a product like this is it possible to make wet-on-wet mixes, just like it happens with mud in reality. The previously available acrylic products dry too quickly, so it is not possible to make corrections at this critical step of the painting process. Below I'll explain how to use Mud straight from the jar, and how to make mud splashes as well as thicker mud textures. These ideas will be put to use on a model to show the different possibilities including combining these products with natural materials. From this moment on, realistic mud effects will be simple, diverse, and within reach of any modeler.

## Nuevo BARRO hiperrealista

EL barro es uno de los efectos más buscados por los modelistas. Durante años se han buscado multitud de remedios caseros, mezclas de todo tipo y combinaciones imposibles. Finalmente algunas marcas de productos de pinturas lanzaron al mercado productos de barro acrílicos con aspecto poco creíble y que eran imposibles de utilizar por un modelista que buscara el mayor realismo. Esos productos, que eran simplemente una pasta de resina acrílica con textura de piedra pómez, son productos que se utilizaron en bellas artes durante muchos años para crear texturas, pero que de ninguna manera eran apropiados para el modelismo más avanzado, por mucho que tuvieran color de barro. Desde el año 2002 hemos estudiado el barro, buscando un método y un producto que proporcionase un efecto de barro real. Y no fue sencillo, porque los barroes acrílicos no eran la solución y había que desarrollar algo nuevo. Finalmente, después de dos años de pruebas en AMMO, hemos creado el producto para barro definitivo, realista no sólo por la extensa gama de colores y matices disponible, sino también por las micro texturas que se pueden obtener, además de ofrecer al modelista una flexibilidad en la aplicación nunca vista. El largo tiempo de secado de este producto nos permite retocarlos, limpiarlos y corregirlos cuantas veces queramos, y después de su secado quedará duro y perfectamente adherido a la superficie. Sólo con este tipo de producto se pueden hacer fundidos en fresco como ocurre en la realidad. Los productos de barro existentes hasta ahora eran acrílicos y secan muy rápido, lo que impide al modelista trabajarlos o corregirlos en esta fase tan crítica del proceso de pintura. A continuación explicaremos como utilizarlo directamente del bote, como hacer salpicados y barro más denso. Después aplicaremos todos los conceptos en un modelo mostrando todas las diferentes posibilidades, incluso combinados con materiales naturales. A partir de este momento, hacer barro será más fácil y sencillo. Por fin el barro está al alcance de todos los modelistas.



## Differences between Heavy Mud and Splashes

AMMO has developed two very different but complimentary products. The reference HEAVY MUD is very dense and is intended to create thick accumulations of mud, both fresh and dry. Keep in mind that it doesn't have a rougher texture, but a thicker consistency, so we can obtain fine and thick textures with the same product depending on the application method and tools used. It can also be used to agglutinate different materials like sand, soil, small stones or static grass.

On the other hand, the reference SPLASHES, is better suited as its name implies to depict mud splashes and splatters. This product is much thinner, which allows a more precise application for an extremely realistic finish on our models. Diluted, it can be used

as a wash on horizontal surfaces as well, creating consistent and realistic effects. Both products have a very fine texture that gives the ultimate realistic touch in any scale. Because they are enamel-based, they can be mixed and cleaned with our Enamel Thinner. An extremely important feature of these products is that the color's shade will not alter as they dry, that means the color you see in the jar will be the color on your model. Because moisture content is a critical aspect of real mud, we have created matt, satin, and gloss to better represent the different aspects of mud in all the possible conditions.

### HEAVY MUD



#### MAIN USES

- It's intended to represent large mud deposits on the running gear and the undersides of the vehicle.
- It can also be used to add a fresh sludge effect to a road or terrain.

It can be mixed with various natural elements, as sand and small stones and roots, as well as static grass and other vegetation products to create larger more varied accumulations.

- It can also be combined with SPLASHES to make various mud textures attached to vehicles sides.

Below there is a detailed step-by-step article explaining how to use the product straight out of the jar, without adding additional textures. The final result is a good example of the many varied finishes that can be achieved with the MUD product.

### MEDIUM DENSITY MUD SPLASHES



#### MAIN USES

- It's perfect to create fresh mud splatters in the sides and lower areas of the model using a brush or toothbrush.
- It can be diluted with enamel thinners to apply small deposits of earth and dust on the horizontal surfaces.
- Use it also to apply precise accumulations around details, blending the edges with thinner for a soft, natural effect.
- It can be employed in dioramas and bases to add small dust and mud touches on buildings, roads, utility poles, and fences creating realistic environments.

Next, we give a detailed explanation of how to use this reference straight out of the bottle, with no extra textures added. The final result is one example of the many different effects that can be achieved with the SPLASHES product.



# HEAVY MUD



Enamel soil product to mimic the thick mud accumulations found on vehicles and machinery ready to be applied to your model. This product contains a special very realistic and uneven texture that can be worked until dry. No color changes occur when dry and it is durable and resistant to handling, making it ideally suitable for players of Wargames. This mud is high density and is very compact, the modeler can use it to create large accumulations on your tank, truck or excavator. Each color and texture can be mixed together and you may even add other natural elements such as branches, leaves or dirt and rocks to make even more amazing effects. As these products are enamel, they can be diluted with A.MIG-2018 Odorless Thinner to easily create streaking effects or very smooth transitions. Dries slowly and can be retouched during the drying process to achieve different textures and effects. For the most realistic effects, lighter colors are matte and the darkest are glossy and bright to mimic effects unobtainable with mixtures of mud plaster made with moisture or other products. It is the most advanced and realistic for this innovative purpose available today. Other existing products of fine arts origins are acrylic resin mixed with an unrealistic and oversized texture, this innovative new solution has been designed specifically for realistic effects with the scale modeler in mind.




Producto para imitar el barro espeso en cualquier tipo de vehículo o maquinaria y listo para ser aplicado en tu modelo. Este producto contiene una textura especial muy realista e irregular que puede trabajarse mientras seca. No cambia de color cuando seca y es resistente al manipulado, siendo especialmente indicado para jugadores de Wargames. Este barro es de alta densidad y es muy compacto y el modelista puede usarlo para crear grandes acumulaciones en su tanque, camión o excavadora. Se pueden mezclar entre ellos y es posible incluso añadir otros elementos naturales como ramas, hojas o tierra y piedras para hacer efectos aún más sorprendentes. Como este producto es tipo esmalte, puede diluirse con aguarrás y hacer efectos de escurridos o transiciones muy suaves. Seca lentamente y se puede retocar en el proceso de secado para conseguir distintas texturas. Además, los colores más claros son mates y los más oscuros son satinados y brillantes para imitar el efecto de humedad imposible de conseguir con mezclas de barro hechas con escayola u otros productos. Es el producto más avanzado y realista para hacer estos efectos y no existe nada igual en el mercado. Otros productos existentes son resinas acrílicas mezcladas con una textura poco real y sobredimensionada, pero este barro está diseñado específicamente para modelistas y no para las bellas artes.

## A.MIG-1700

DRY LIGHT SOIL / Suelo seco ligero

35 mL

Light Tan textured dry soil effect perfect for realistic thick deposits of dry high density soil. Realistically adds the final touches of variable textured soil to your model. Apply with a brush or spatula tool, manipulate or remove with a clean brush moist with thinner. This effect can be used alone or with other enamel earth tones.



## A.MIG-1701

THICK SOIL / Suelo espeso

35 mL

Yellow Brown textured dry soil effect can be used to create the accumulation of heavy summer soil. Realistically creates the final touches of variable textured soil to your model. Apply with a brush or tool, manipulate or remove with a clean brush moist with thinner. This effect can be used alone or with other enamel earth tones.



## A.MIG-1702

TURNED EARTH / Tierra removida

35 mL

Thick Earth color enamel medium with varied texture. Useful for almost all subjects. Realistically adds the final touches of variable textured earth to your model. Apply with a brush or tool, manipulate or remove with a clean brush moist with thinner. This effect can be used alone or with other enamel earth tones.



## A.MIG-1703

MOIST GROUND / Suelo húmedo

35 mL

Satin Damp Ground textured enamel medium for creating damp or wet high density ground. Realistically creates the final touches of variable textured ground to your model. Apply with a brush or tool, manipulate or remove with a clean brush moist with thinner. This effect can be used alone or with other enamel earth tones.



## A.MIG-1704

HEAVY EARTH / Tierra pesada

35 mL

Dark Mud color textured enamel medium perfect for creating accumulations of textured high density mud and earth. Realistically creates the final touches of variable textured earth to your model. Apply with a brush or tool, manipulate or remove with a clean brush moist with thinner. This effect can be used alone or with other enamel earth tones.



## A.MIG-1705

WET MUD / Barro húmedo

35 mL

Fresh Wet Mud textured enamel medium realistically recreates surfaces with heavy mud accumulations. Realistically adds the final touches of variable textured mud to your model. Apply with a brush or tool, manipulate or remove with a clean brush moist with thinner. This effect can be used alone or with other enamel earth tones.





# MEDIUM DENSITY MUD SPLASHES




Enamel Splashed Soil product realistically creates the effects of fine mud splattered and splashed as well as dense accumulations of dirt and dust on your vehicles. This product contains a special irregular and very realistic texture that is very difficult to reproduce with the classic method of mixing plaster and other outdated methods. This product is medium density that allows subtle effects of fine clay as well as very realistic accumulations of dirt and dust with a light texture. This product is an enamel type and can be mixed with other products in the AMMO range, as well as cleaned and diluted with A.MIG-2019 Enamel Odorless Thinner. By applying this product with a brush and airbrush, we get incredible effects of mud splattered on vehicles with a realism never seen before. Corrections and adjustments can be made over several hours and cures to a permanent and durable finish. For the most realistic effects, lighter colors are matte and the darkest are glossy and bright to mimic effects unobtainable with mixtures of mud plaster made with moisture or other products. It is the most advanced and realistic for this innovative purpose available today. Other existing products of fine arts origins are acrylic resin mixed with an unrealistic and oversized texture, this innovative new solution has been designed specifically for realistic effects with the scale modeler in mind.

## A.MIG-1750

### DRY EARTH / Tierra seca

35 mL

Light Tan textured dry soil effect perfect for realistic touches of dry light colored medium density soil. Realistically creates the final touches of variable textured soil to your model. Apply with a brush or spatula tool, manipulate or remove with a clean brush moist with thinner. This effect can be used alone or with other enamel earth tones.



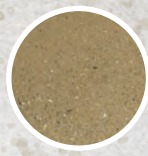
Producto para hacer efectos de barro fino salpicado o acumulaciones de tierra y polvo denso en tus vehículos. Este producto contiene una textura especial, irregular y muy realista que es muy difícil de reproducir con el método clásico de mezclar escayola y otros productos. Este producto es de media densidad y permite hacer defectos de barro sutiles y finos, así como acumulaciones muy realistas de tierra y polvo con una ligera textura. Este producto es tipo esmalte y puede mezclarse con otros productos de la gama AMMO, pero también permite limpiarse y diluirse con AMMO OUDERLESS THINNER. Aplicando este producto con un pincel y aire de un aerógrafo, conseguiremos efectos increíbles de salpicado de barro en nuestros vehículos con un realismo nunca visto antes. Permite corregir durante las siguientes horas y cuando seca queda fijado para siempre. Además, los colores más claros son mates y los más oscuros son satinados y brillantes para imitar el efecto de humedad imposible de conseguir con mezclas de barro hechas con escayola u otros productos. Es el producto más avanzado y realista para hacer estos efectos y no existe nada igual en el mercado.

## A.MIG-1751

### DRY STEPPE / Estepa seca

35 mL

Yellow Brown textured dry soil effect can be used to create the accumulation of medium density dry summer soil. Realistically adds the final touches of variable textured soil to your model. Apply with a brush or tool, manipulate or remove with a clean brush moist with thinner. This effect can be used alone or with other enamel earth tones.




## A.MIG-1752

### LOOSE GROUND / Tierra suelta

35 mL

Earth color enamel medium with varied texture. Useful for almost all subjects. Realistically creates the final touches of variable medium textured earth to your model. Apply with a brush or tool, manipulate or remove with a clean brush moist with thinner. This effect can be used alone or with other enamel earth tones.



## A.MIG-1753

### TURNED DIRT / Suciedad removida

35 mL

Satin Damp Ground textured enamel medium for creating medium density damp or wet ground. Realistically creates the final touches of variable textured ground to your model. Apply with a brush or tool, manipulate or remove with a clean brush moist with thinner. This effect can be used alone or with other enamel earth tones.



## A.MIG-1754

### DAMP EARTH / Tierra húmeda

35 mL

Dark Mud color textured enamel medium perfect for creating accumulations of medium density textured mud and earth. Realistically add the final touches of variable textured earth to your model. Apply with a brush or tool, manipulate or remove with a clean brush moist with thinner. This effect can be used alone or with other enamel earth tones.



## A.MIG-1755

### WET GROUND / Suelo mojado

35 mL

Fresh Wet Ground textured enamel medium realistically recreates surfaces with medium density mud accumulations. Realistically add the final touches of variable textured mud to your model. Apply with a brush or tool, manipulate or remove with a clean brush moist with thinner. This effect can be used alone or with other enamel earth tones.





## A.MIG-7439

**DAMP SOILS**  
*Suelos húmedos*  
3 enamels jars 35 mL

Set to recreate Mud and Splashes effects in any kind of model kit.

Included colors:  
A.MIG-1753 TURNED DIRT  
A.MIG-1703 MOIST GROUND  
A.MIG-1701 THICK SOIL



## A.MIG-7440

**ARID & DUSTY SOILS**  
*Suelos áridos y polvorientos*  
3 enamels jars 35 mL

Set to recreate Mud and Splashes effects in any kind of model kit.

Included colors:  
A.MIG-1750 DRY EARTH  
A.MIG-1700 DRY LIGHT SOIL  
A.MIG-1751 DRY STEPPE



## A.MIG-7441

**CHURNED EARTH SOILS**  
*Suelos de tierra agitada*  
3 enamels jars 35 mL

Set to recreate Mud and Splashes effects in any kind of model kit.

Included colors:  
A.MIG-1702 TURNED EARTH  
A.MIG-1752 LOOSE GROUND  
A.MIG-1704 HEAVY EARTH



## A.MIG-7442

**GLOSSY WET MUD SOILS**  
*Suelos de barro húmedo brillante*  
3 enamels jars 35 mL

Set to recreate Mud and Splashes effects in any kind of model kit.

Included colors:  
A.MIG-1754 DAMP EARTH  
A.MIG-1755 WET GROUND  
A.MIG-1705 WET MUD





# ACRYLIC MUD FOR DIORAMAS

**A.MIG-2100**

ARID DRY GROUND

*Terreno árido y seco*

250 mL acrylic product to create realistic grounds

MATT


**A.MIG-2101**

DRY EARTH GROUND

*Suelo de tierra seca*

250 mL acrylic product to create realistic grounds

MATT

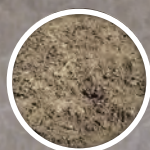
**A.MIG-2102**

LIGHT EARTH GROUND

*Suelo de tierra ligera*

250 mL acrylic product to create realistic grounds

SATIN


**A.MIG-2103**

TURNED EARTH GROUND

*Suelo de tierra removida*

250 mL acrylic product to create realistic grounds

SATIN


**A.MIG-2104**

DARK MUD GROUND

*Suelo de barro oscuro*

250 mL acrylic product to create realistic grounds

GLOSSY

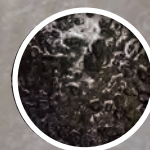
**A.MIG-2105**

MUDDY GROUND

*Terreno pantanoso*

250 mL acrylic product to create realistic grounds

GLOSSY

**A.MIG-2106**

SAND GROUND

*Suelo de arena*

250 mL acrylic product to create realistic grounds.

MATT

**A.MIG-2107**

ASPHALT GROUND

*Terreno de asfalto*

250 mL acrylic product to create realistic grounds.

MATT








First we paint the model with an acrylic base color over a primer coat. Remember that a light colored mud works best over darker colors.



Mud is applied in the first place with a piece of packing foam or sponge dipped in MUD product.



It is lightly stippled over the surface several times to create a rough texture. Try using different foams to create a variety of textures.



This is the result of the first coat. It will be touched up later.



Now we use a medium-sized brush moistened in enamel thinners to correct any mistake or areas we don't like.




First we paint the model with an acrylic base color over a primer coat. Remember that a light colored mud works best over darker colors.



A paint brush is dipped in SPLASHES product, and then air is blown over it with an airbrush.



The air projects the product off the brush to create the first splashes.




Apply the splashes randomly, with more intensity in certain areas and less in others.




Now a medium brush moistened in thinners is used to blend the tiny specks with downwards strokes.







Some of the smaller stains are blended with downward brushstrokes to create a less uniform look.



It needs to dry now for at least 24 hours, although it won't be fully cured until 3 or 4 days has passed.



After a day, the same process is repeated with more MUD product applied with a sponge.



Working in several layers we'll obtain extremely realistic-looking results as well as in scale texture with no extra additions.



All the specks are uniformly blended in vertical motions.



Now, we let it dry for 24 hours before continuing with the next stage, where we'll add more mud accumulations.



We can use a mask made from a piece of foam or paper to add more precise splashes in specific areas.



By combining various layers, we'll obtain a realistic and natural looking texture. We can also slightly dilute SPLASHES product to get finer and more precise splatters.






- 1** MUD products can be mixed with different natural elements to obtain extremely realistic textures. The MUD product works as binder, and once dry it will not become lighter or changes the color in any other way.



- 2** The two products are used with different techniques on this Tiger model. The SPLASHES product is used first.



- 3** When applying complex mud effects you need to start with the lighter color and Splashes. Begin making paint splatters in the lower areas by blowing air with an airbrush over a brush loaded with the product, as explained above



- 4** Apply the splashes slowly, letting them dry a little bit between coats to developing the grainy texture we normally associate with mud.



- 5** The result after several layers of splashes has to be like this. The lighter color (dried mud) should take up more surface area than the darker, fresh mud.



- 6** As the Splashes product takes several days to fully dry, we can modify and touch it up with ease.



- 7** Some of the previous splatter marks are blended with a brush moistened in enamel thinners in downward motions. Although at first glance it seems the product dries quickly, it actually takes a day or two to fully cure.





- 8 Now a darker, fresher mud layer is applied. It has to cover less space than the dry mud. Although the previous layer hasn't fully dried yet, this new color can be readily applied one hour later.



- 9 It is essential to choose the right color range. MUD and SPLASHES are available in different shades to add variety and realism to your models.

- 10 The previous step is repeated, with a darker color this time. The darker the color used, the glossier it needs to be, because in reality mud becomes darker when it's fresh.



- 11 The surface is covered a little at a time, and in thin layers, allowing to dry between them to emphasize the realistic texture of these products. On the other hand, if you flood the surface, the grainy texture will be lost.

- 12 The more layers applied, the more satin the color will be.





13

13 Now we are going to create a thicker mud buildup adding fine earth and roots collected in the backyard.



14

14 We add more or less amounts of MUD product depending on the desired consistency. The mix looks like rubber.



15

Then it's applied with a brush over the desired areas, like running gear and other lower surfaces, mudguards, etc. Start adding a tiny amount in a low visible area to check the thickness.




16

16 Next, you can continue mixing in more earth, sand, etc. little by little to thicken the mud, especially if you go for a thick buildup.



17

17 While it's drying, we can further refine the texture with a pair of tweezers or other pointed tools, and so achieving an even more realistic and natural appearance.



18

18 Observe the differences between the Mud with added natural materials in the upper areas and the tracks, where the product has been used directly from the jar and the result is shinier.



19

19 The small natural fibers can add a great deal of realism to the tracks.

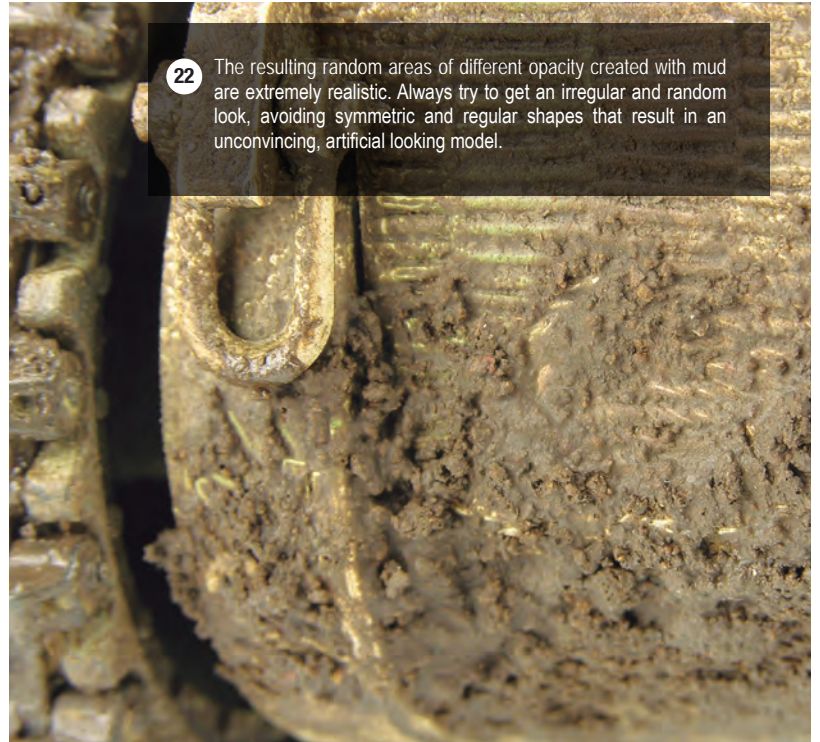




**20** Add thick mud randomly over the areas used by the crew to climb on the tank.



**21** The front areas need careful attention and detailed work to add an irregular and natural appearance.



**22** The resulting random areas of different opacity created with mud are extremely realistic. Always try to get an irregular and random look, avoiding symmetric and regular shapes that result in an unconvincing, artificial looking model.



*It is far too easy to ruin a model with a poorly applied and unrealistic mud effect, when using the new AMMO MUD & SPLASHES product, a realistic result is almost guaranteed. By following the simple steps in this tutorial and allowing the product to dry before adding each new layer, we can easily create the textures and appearance of mud and splashed earth. The increased drying time should be used to correct and refine our mud areas until we get the perfect result. With this step-by-step article, you are now ready to enjoy the brand new AMMO MUD & SPLASHES products on your next project!*



# ACRYLIC Water FOR DIORAMAS

## A.MIG-2200

DEEP OCEANS  
*Océanos profundos*

250 mL acrylic products to create realistic waters



## A.MIG-2201

PACIFIC WATERS / *Aguas del pacífico*

250 mL acrylic products to create realistic waters



## A.MIG-2202

LAKE WATERS / *Aguas del lago*

250 mL acrylic products to create realistic waters



## A.MIG-2203

WILD RIVER WATERS  
*Aguas de río salvaje*

250 mL acrylic products to create realistic waters



## A.MIG-2204

SLOW RIVER WATERS  
*Aguas de río tranquilo*

250 mL acrylic products to create realistic waters



## A.MIG-2205

CLEAR WATER / *Agua clara*

250 mL acrylic products to create realistic waters



Model by Sergio Fenoy



# ACRYLIC Water FOR DIORAMAS



## Use Suggestions



## Acrylic Gel

This product has been **formulated to represent all types of waters** with the highest level of realism, such as oceans, rivers, lakes, waterfalls, and even frozen water.

Tools can be easily cleaned with water. Odorless.  
**Dries in 24 hours.**

This product range has been **especially developed for use in model scenes and dioramas**; they are not products for artists with weird and funny colors. Once dry, the colors match those found in nature, adding a realistic and professional look to your dioramas. We have selected the most common shades of water, discarding unusual tones nobody uses to make things easier for the modeler.





# ACRYLIC AIR SETS

*Sets de acrílicos para aviones*



Model by Alexander Kutovenko



High quality water base acrylic paint sets. Each set includes 4 acrylic color analysed, research and develop by experts for maximum accuracy to real aircraft that allow us to obtain the correct colors in our model kits. Our range is specially formulated for maximum brush & airbrush performance in just one bottle. 17ml jar. Each jar includes a dropper and a stainless steel agitator to facilitate mixture. Water soluble, odorless, non-flammable and non-toxic. Shake thoroughly before each use. We recommend A.MIG-2000 Acrylic Thinner for thinning if necessary and A.MIG-2017 Transparator for semi-transparent coats. Dries completely in 24 hours in a high resistant coat.



*Sets de pintura acrílica base agua de la más alta calidad. Cada set incluye 4 colores analizados, investigados y desarrollados por expertos para obtener la máxima fidelidad a los aviones reales y poder obtener el color exacto en nuestras maquetas. Nuestra gama está desarrollada para obtener los máximos resultados tanto a aerógrafo como a pincel comprando un solo bote. Cada bote de 17 mL incluye un dosificador y un agitador de acero inoxidable para facilitar el mezclado. Solubles en agua, inodoras, no inflamables y no tóxicas. Agitar completamente antes de usar. Recomendamos diluir con A.MIG-2000 Acrylic Thinner en caso de necesidad y A.MIG-2017 Transparator para obtener capas semitransparentes. Secan completamente en 24 horas en un capa de alta resistencia.*

## A.MIG-7200

IAF DESERT COLORS / IAF colores del desierto

Accurate colors for IAF Federal Standard colors

Acrylic paints. 4 jars. 17 mL

First range of high quality paints with FEDERAL STANDARD references for aircrafts. This pack of 4 colors includes the three camouflage colors for most of Israeli fighters and the color for lower parts, a characteristic gray. The colors are based on FEDERAL STANDARD references and colors are accurate.

Included colors:

A.MIG-200 FS 33531

A.MIG-201 FS 34424 LIGHT GRAY

A.MIG-202 FS 30219 TAN

A.MIG-203 FS 36375 LIGHT COMPASS GHOST GRAY



## A.MIG-7201

US NAVY COLORS FROM 80'S TO PRESENT  
Colores US Navy desde los 80 hasta hoy

Accurate colors for USN Federal Standard colors

Acrylic paints. 4 jars. 17 mL

High quality paints with FEDERAL STANDARD references for aircrafts. This pack includes the four colors most widely use by USN from 80's to present. This includes the initial 3 tone and current 2 tone camouflages of F-18, the tactical and the late schemes for F-14... etc. The colors are based on FEDERAL STANDARD references and colors are accurate, although slightly clarified to offset the effect of any scale model.

Included colors:

A.MIG-203 FS 36375 LIGHT COMPASS GHOST GRAY

A.MIG-208 FS 36320 DARK COMPASS GHOST GRAY

A.MIG-209 FS 36495 LIGHT GRAY

A.MIG-210 FS 35237 GRAY BLUE





## A.MIG-7202

### USAF COLORS GREY MODERN JETS *Colores grises de reactores para la USAF*

Accurate colors for USAF Federal Standard colors  
Acrylic paints. 4 jars. 17 mL

High quality paints with FEDERAL STANDARD references for aircrafts. This pack of 4 colors includes the grey colors most widely use by USAF jets. This includes any F-15, F-16 early in 3 tones, F-4 Phantom II in Hill 1 scheme... etc. The colors are based on FEDERAL STANDARD references and colors are accurate, although slightly clarified to offset the effect of any scale model.

Included colors:

A.MIG-203 FS 36375 LIGHT COMPASS GHOST GRAY  
A.MIG-204 FS 36118 MEDIUM GUNSHIP GRAY  
A.MIG-208 FS 36320 DARK COMPASS GHOST GRAY  
A.MIG-211 FS 36270 MEDIUM GRAY



## A.MIG-7203

### UK AIRCRAFT COLORS FROM 50'S TO PRESENT *Colores para aviones del Reino Unido*

Accurate BS colors for UK modern aircrafts  
Acrylic paints. 4 jars. 17 mL

High quality paints for aircrafts. The set includes the equivalent Federal Standard colors for BRITISH STANDARD used by RAF since 50's. This pack of 4 colors contain all most common colors, so we can paint any Harrier, Gloster Javelin, Tornado, Phantom, Buccaneer... The colors are based on references BRITISH STANDARD and are accurate colors, although slightly clarified to offset the effect of any scale model.

Included colors:

A.MIG-204 FS 36118 MEDIUM GUNSHIP GRAY  
A.MIG-205 FS 26173 (BS 638)  
A.MIG-206 FS 34079 (BS 641)  
A.MIG-207 FS 36314 (BS 626)



## A.MIG-7204

### MIG & SU COLORS GREY & GREEN FIGHTERS *Colores para cazas MIG y SU grises y verdes*

Accurate colors grey MiG and SU jets  
Acrylic paints. 4 jars. 17 mL

High quality paints for aircrafts. The set includes the equivalent Federal Standard colors for greys used on MiG and SU jets. This pack of 4 colors contain all most common colors, so we can paint MiG-21, MiG-29, SU-24... and radomes of most of the aircrafts. The colors are accurate colors, although slightly clarified to offset the effect of any scale model.

Included colors:

A.MIG-203 FS 36375 LIGHT COMPASS GHOST GRAY  
A.MIG-204 FS 36118 MEDIUM GUNSHIP GRAY  
A.MIG-212 FS 26373 SILVER GREY  
A.MIG-213 FS 24277 GREEN



## A.MIG-7205

### 60S-70S USAF TAC COLORS *Colores USAF 60s-70s*

Accurate colors for USAF Federal Standard references  
Acrylic paints. 4 jars. 17 mL

High quality paints with FEDERAL STANDARD references for aircraft. This pack of 4 references includes the colors used by USAF aircraft on Vietnam era (60's and 70's). This includes F-4 Phantom, A4 Skyhawk, F-5, etc. The colors are accurately based on FEDERAL STANDARD references, lightened for scale reduction effect.

Included colors:

A.MIG-004 FS 34102 RESEDA GREEN  
A.MIG-202 FS30219 TAN  
A.MIG-206 FS 34079 (BS 641)  
A.MIG-226 FS 36622 GRAY



## A.MIG-7206

### ARGENTINIAN COLORS VOL.1 *Colores argentinos Vol.1*

Accurate colors for Argentinian aircraft  
Acrylic paints. 4 jars. 17 mL

High quality paints with FEDERAL STANDARD references for aircrafts. This pack of 4 colors includes those used on Argentinian Airforce aircraft from 70's to 90's, including Falklands War. These colors can be used on the Delta Dagger, Mirage, Hercules, and many others. The colors are based on FEDERAL STANDARD references and lightened for scale reduction effect.

Included colors:

A.MIG-004 FS 34102 Reseda Green  
A.MIG-067 IDF Sand Grey 73  
A.MIG-206 FS 34079 (BS 641)  
A.MIG-226 FS 36622 Gray



## A.MIG-7207

### US NAVY WWII COLORS / *Colores US Navy 2GM*

Accurate colors for US Navy WWII aircrafts  
Acrylic paints. 4 jars. 17 mL

High quality paints for aircrafts. The set includes the equivalent Federal Standard colors for US Navy colors used during WWII (ANA color chart). These colors can be used on the Corsair, Buffalo, Helicat, Avenger, Dauntless, and many others. The colors are based on FEDERAL STANDARD references and colors are accurate, although lightened for scale reduction effect.

Included colors:

A.MIG-047 SATIN WHITE  
A.MIG-221 FS 33481 ZINC CHROMATE YELLOW  
A.MIG-227 FS 25042 SEA BLUE (ANA 606)  
A.MIG-228 FS 35164 INTERMEDIATE BLUE (ANA 608)



## A.MIG-7208

### SU-33 COLORS / *COLORES SU-33*

Accurate colors for Russian Blue Flanker scheme  
Acrylic paints. 4 jars. 17 mL

Acrylic Paint of the highest quality for airplanes. This pack includes the necessary colors to paint Blue Flanker schemes used mainly by Sukhoi family such as Flanker Su-27/30/33/35/37, as well as other Russian aircrafts. With minimal modifications these colors can be used to paint the Blue Flanker scheme in Aggressor and Adversary fighters from USAF and US Navy. The colors are accurately and slightly lightened for scale reduction effect

Included colors:

A.MIG-0047 SATIN WHITE  
A.MIG-0209 FS 36495 LIGHT GRAY  
A.MIG-0224 FS 35250 SKY LINE BLUE  
A.MIG-0229 FS 15102 DARK GREY BLUE



## A.MIG-7209

### LUFTWAFFE WWII LATE COLORS *Colores finales de la 2GM de la Luftwaffe*

Accurate colors for Luftwaffe late war schemes  
Acrylic paints. 4 jars. 17 mL

During the autumn of 1944, as a result of losts German air superiority against Allied forces, the Luftwaffe adopted green colors for its aircrafts upper surfaces. With this change airplanes were better camouflage while flying over and hidden under the European forest. These colors have been the object of controversy and have caused a lot of headaches to numerous modellers. This set will solve the problem with accurate colors without need of complex mixtures. The colors are accurately and slightly lightened for scale reduction effect of any kit.

Included colors:

A.MIG-0925 RLM 83 OLIVE DRAB DARK  
A.MIG-0206 RLM 81 - FS 34079  
A.MIG-0230 RLM 82 CAMO GREEN  
A.MIG-0063 RLM 76 PALE GREY





## A.MIG-7210

### LUFTWAFFE WWII EARLY COLORS *Colores iniciales de la 2GM de la Luftwaffe*

For Luftwaffe late war schemes  
Acrylic paints: 4 jars. 17 mL

This set covers the colors used by the Luftwaffe during the early stages of WWII (1939 to 1941). These specific colors were used both for bombers and fighter during the early war period, so it is perfect to paint fighters during the Battle of Britain or a Ju-87. This set provides the base colors necessary without need for complex mixtures and complex researches.

Included colors:  
A.MIG-217 RLM 02 GRAU  
A.MIG-231 RLM 65 HELLBLAU  
A.MIG-232 RLM 70 SCHWARTZGRÜN  
A.MIG-233 RLM 71 DUNKELGRÜN



## A.MIG-7211

### FRENCH MODERN JETS *Aviones modernos franceses*

Accurate colors for French aircraft camouflage schemes  
Acrylic paints: 4 jars. 17 mL

High-quality acrylic paints specially formulated to represent most of the camouflage schemes currently used by French aircraft, like the Mirage 2000D and Air Force and Navy's Rafales or the recently withdrawn Super Etendard among others. This set solves problems and doubts when mixing accurate base colors, saving precious modeling time.

Included colors:  
A.MIG-205 FS26231 (BS 638)  
A.MIG-206 RLM 81 - FS 34079 - BS641  
A.MIG-236 FS36293  
A.MIG-235 FS36152 DARK GREY AMT-12



## A.MIG-7212

### USAAF WWII COLORS / USAAF WWII COLORS

Accurate colors employed by the USAAF during WWII.  
Acrylic paints: 4 jars. 17 mL

High-quality acrylic paints specially formulated to represent the colors employed by the USAAF during WWII, on such famous aircraft as the B-17 Flying Fortress, the P-40 Warhawk or the P-47 Thunderbolt, among others. This set solves problems and doubts when mixing accurate base colors, saving precious modeling time.

Included colors:  
A.MIG-237 FS23070 DARK OLIVE DRAB  
A.MIG-238 FS34092 MEDIUM GREEN  
A.MIG-239 FS36122 NEUTRAL GRAY  
A.MIG-240 FS34086 (ANA 613)



## A.MIG-7214

### LATE WWII RAF COLORS *Colores finales de la 2GM de la RAF*

Accurate colors employed by the RAF from 1941 to the end of the war  
Acrylic paints: 4 jars. 17 mL

High-quality acrylic paints specially formulated to represent the colors employed by the RAF from 1941 to the end of the war. These colors were used on most British aircraft, as well as some of their allies. This set solves problems and doubts when mixing accurate base colors, saving precious modeling time.

Included colors:  
A.MIG-243 SKY TYPE S (BS 210)  
A.MIG-245 OCEAN GREY (BS 629)  
A.MIG-246 MEDIUM SEA GREY (BS 637)  
A.MIG-915 DARK GREEN (BS 241)



## A.MIG-7215

### RAF WWII EARLY COLORS *Colores iniciales de la 2GM de la RAF*

Accurate colors employed by the RAF during the early stage of WWII  
Acrylic paints: 4 jars. 17 mL

High-quality acrylic paints specially formulated to represent the colors employed by the RAF during the early stage of WWII, specifically during the Battle of Britain for iconic aircraft such as the Spitfire and the Hurricane. This set solves problems and doubts when mixing accurate base colors, saving precious modeling time.

Included colors:  
A.MIG-070 MEDIUM BROWN DARK EARTH (BS 450)  
A.MIG-243 SKY TYPE S (BS 210)  
A.MIG-244 DUCK EGG GREEN (BS 216)  
A.MIG-915 DARK GREEN (BS 241)



## A.MIG-7216

### BARE METAL AIRCRAFT COLORS *Colores de metal natural para aviones*

Accurate colors for bare metal aircrafts of all kinds and eras  
Acrylic paints: 4 jars. 17 mL

Even though metal has been present since the dawn of aviation history, its importance as a building material has changed over time. It was from WWII on that a great deal of aircraft began being left unpainted to show the metals used in their construction. At first sight it may appear that there is just one type of metal skin, but that's not the case. In fact, we can find a diverse range of materials and tonalities on the same subject. This versatile set comes to the rescue with accurate colors and no mixing required.

Included colors:  
A.MIG-045 GUN METAL  
A.MIG-192 POLISHED METAL  
A.MIG-194 MATT ALUMINIUM  
A.MIG-195 SILVER



## A.MIG-7218

### LUFTWAFFE DESERT COLORS *Colores desérticos de la Luftwaffe*

Accurate colors employed by the Luftwaffe in North Africa during WWII  
Acrylic paints: 4 jars. 17 mL

High-quality acrylic paints specially formulated to represent the colors employed by the Luftwaffe during the desert campaigns of WWII. With these colors, you will be able to paint most aircraft that served in this theater of operations. From the well-known Hans-Joachim Marseille's Bf 109F to the less common Hs 129, through Fw 190, He 111, and more.

Included colors:  
A.MIG-125 RLM 04 GELB (GOLD YELLOW)  
A.MIG-222 RLM 79 SANDGELB  
A.MIG-247 RLM 78 HELLBLAU  
A.MIG-248 RLM 80 OLIVGRÜN



## A.MIG-7219

### SU-35 FLANKER-E COLORS *Colores para el SU-35 Flanker-E*

Accurate colors employed on Su-35 Flanker-E.  
Acrylic paints: 4 jars. 17 mL

High-quality acrylic paints for aircraft models. This set includes the colors required to paint the main camouflage schemes used on Russian Su-35 jets. Select colors can accurately be used on Su-34 and other aircraft of the Sukhoi family. Accurate colors are slightly lightened to compensate for realistic 'scale effect'.

Included colors:  
A.MIG-075 STONE GREY  
A.MIG-089 BLUE (RAL 5019)  
A.MIG-249 LIGHT BLUE  
A.MIG-250 NIGHT BLUE GREY





# COCKPITS



Specific sets to paint cockpits and aircraft interiors. Each set includes one acrylic paint and two enamel products. The acrylic provides us the correct base color and the enamel help us to easily obtain the specific dirty and realistic aspect for our kits on cockpits and interior areas.



Sets específicos para pintar cockpits e interiores de aviones. Cada set incluye una pintura acrílica y dos productos esmalte. El acrílico nos dará el color base exacto y los esmaltes nos ayudarán a obtener fácilmente el aspecto sucio y realista específico de los cockpits e interiores de nuestro kit.



Model by Diego Quijano

## A.MIG-7430

### EARLY LUFTWAFFE COCKPITS / Cabinas iniciales de la Luftwaffe

Painting and Weathering set

Basic set for painting and weathering on early Luftwaffe cockpits painted in RLM 02 Grau and landing gear or undercarriage surfaces, this set contains an acrylic base color, a wash, and pigment for creating dirty and realistic effects on the cockpits and interior areas. Application methods are shown in the book 'Encyclopedia of Aircraft' Vol.1

This set contains:  
AMIG-0217 RLM 02 GRAU  
AMIG-1000 BROWN WASH FOR GERMAN DARK  
YELLOW  
AMIG-3013 RUBBLE



## A.MIG-7431

### LATE LUFTWAFFE COCKPITS / Cabinas finales de la Luftwaffe

Painting and Weathering set

Basic set for painting and weathering on Late Luftwaffe cockpits painted in RLM 66 SCHWARTZGRAU, this set contains an acrylic base color, a Panel Line Wash, and filter color to recreate weathering effects on most popular German late aircraft cockpits such as Me-109, Fw-190. Application methods are shown in the book 'Encyclopedia of Aircraft' Vol.1.

This set contains:  
AMIG-0218 RLM 66 SCHWARTZGRAU  
AMIG-1602 PLW DEEP GREY  
AMIG-1509 BLUE FOR DARK GREY



## A.MIG-7432

### WW II BRITISH COCKPITS / Cabinas británicas de la 2GM

Painting and Weathering set

Basic set for painting and weathering on WWII British cockpits painted in BS 283 color, this set contains an acrylic base color, a wash, and pigment for creating dirty and realistic effects in the cockpits. Application methods are shown in the book 'Encyclopedia of Aircraft' Vol.1.

This set contains:  
AMIG-0219 FS34226 (BS283) INTERIOR GREEN  
AMIG-1003 INTERIOR WASH  
AMIG-3004 EUROPE EARTH



## A.MIG-7433

### WW II USA COCKPITS / Cabinas USA de la 2GM

Painting and Weathering set

Basic set for painting and weathering on FS34151 Interior Green color in WWII USAF / US NAVY cockpits, this set contains an acrylic base color, a wash, and streaking effects to create dirt on the cockpits of most common American aircraft as P-51, P-40, P-38, CORSAIRS, HELLCATS or AVENGERS. Application methods are shown in the book 'Encyclopedia of Aircraft' Vol.1.

This set contains:  
AMIG-0220 FS34151 ZINC CHROMATE GREEN  
AMIG-1005 DARK BROWN WASH FOR GREEN VEHICLES  
AMIG-1203 STREAKING GRIME





## A.MIG-7434

### WW II USA INTERIORS / Interiores USA de la 2GM

Painting and Weathering set

Basic set for painting and weathering on FS 33481 Zinc Chromate color in WWII USAF / US NAVY interiors, landing gears, or undercarriage surfaces of American-produced aircraft. This set contains an acrylic base color, a PLW wash, and nature effect for creating dirt on the internal fuselage surfaces, landing gear, or undercarriage surfaces. Application methods are shown in the book 'Encyclopedia of Aircraft' Vol.1.

This set contains:

- A.MIG-0221 FS33481 ZINC CHROMATE YELLOW
- A.MIG-1616 PLW ORANGE BROWN
- A.MIG-1407 ENGINE GRIME



## A.MIG-7435

### MODERN RUSSIAN COCKPITS / Cabinas rusas modernas

Painting and Weathering set

Basic set for painting and weathering Modern Russian cockpits and SCUD vehicles. This set contains an acrylic base color, a PLW wash, and a filter to create dirty and real effects on early modern Russian jets as MIG-21, MIG-23, MIG-25, MIG-27, MIG-31, Early's MIG-29, and Mi-8, Mi-24. Application methods are shown in the book 'Encyclopedia of Aircraft' Vol.1.

This set contains:

- AMIG-0223 INTERIOR TURQUOISE GREEN
- AMIG-1505 GREY FOR YELLOW SAND
- AMIG-1008 NATO CAMOUFLAGES WASH



## A.MIG-7436

### US MODERN COCKPITS / Cabinas modernas USA

Painting and Weathering set

Basic set for painting and weathering on US Modern cockpits painted on FS36231. This set contains an acrylic base color, a wash, and a Panel Line Wash for creating a dirty and realistic effect on most famous American jets us F-16, F-18, F-15, F-14, Phantoms, Skyhawks, and Intruders. Application methods are shown in the book 'Encyclopedia of Aircraft' Vol.1

This set contains:

- AMIG-0205 FS36231 (BS 638)
- AMIG-1007 US MODERN VEHICLES WASH
- AMIG-1613 PLW BLUE GREY





# AIRCRAFT WEATHERING ENAMELS



Our Panel Line Wash range is specially designed to create soft washed panel lines in aircraft, and is also perfect for other vehicles where we want to obtain subtle effects such as science fiction subjects, ships and trains. Panel Line Washes are Enamel base products in 35 mL jars and you can easily clean or remove excess with Enamel Thinner for hours. In addition AMMO offers a range of sets combining all necessary Panel Line Washes for specific subjects.



Nuestro rango de Lavados para Paneles está especialmente diseñado para los paneles de los aviones. Estos productos son también perfectos para obtener efectos sutiles en otras temáticas como Ciencia Ficción, barcos o trenes. Los Lavados para Paneles son productos en bote de 35 mL en base Esmalte, así que se pueden limpiar o quitar el exceso fácilmente con diluyente de esmaltes durante horas. Adicionalmente AMMO ofrece una gama de sets combinando todos los Lavados para Líneas de Paneles necesarios para una temática en concreto.

## A.MIG-7414

### GERMAN EARLY FIGHTERS AND BOMBERS

*Cazas iniciales y bombarderos alemanes de la 2GM*

Washes for german fighters and bombers of WW2.  
Set with 3 Panel Line Wash jars. 3 x 35mL.

Set for washes and defining panel lines of initial German fighters up to 1940 and bombers throughout World War II. Includes 3 colors from the Panel Line Wash line, allowing us to easily outline these aircraft:

A.MIG-1608 PLW DARK GREEN GREY  
A.MIG-1610 PLW TAN GREY, FOR RLM 65.  
A.MIG-1616 PLW ORANGE BROWN



## A.MIG-7415

### GERMAN LATE FIGHTERS / Cazas del final de la 2GM

Washes for german late fighters in WW2  
Set with 3 Panel Line Wash jars. 3 x 35mL.

Set for washes and defining panel lines of late World War II German fighters.

Includes 3 colors from Panel Line Wash line, allowing us to easily outline these aircraft:

A.MIG-1611 PLW BLACK NIGHT  
A.MIG-1612 PLW GREEN BROWN  
A.MIG-1613 PLW BLUE GREY



## A.MIG-7416

### RAF FIGHTERS AND BOMBERS / Cazas y bombarderos de la RAF

Washes for RAF fighters and bombers of WW2  
Set with 3 Panel Line Wash jars. 3 x 35mL.

Set for washes and defining panel lines of RAF fighters and bombers during World War II.

Includes 3 colors from Panel Line Wash line, allowing us to easily outline these aircraft:

A.MIG-1609 PLW STORM GREY  
A.MIG-1614 PLW NEUTRAL BROWN  
A.MIG-1615 PLW STONE GREY FOR BLACK



## A.MIG-7417

### WWII PACIFIC US NAVY AIRPLANES

*Aviones del Pacifico de la US Navy en la 2GM*

Washes for german fighters and bombers of WW2  
Set with 2 Panel Line Wash jars and a streaking effect enamel. 3 x 35mL.

Weathering set for U.S. Navy aircraft in the Pacific during World War II. Includes 2 colors from Panel Line Wash line, allowing us to easily outline the colors of these aircraft:

A.MIG-1603 PLW DARK SEA BLUE  
A.MIG-1604 PLW PACIFIC DUST  
A.MIG-1203 STREAKING GRIME



## A.MIG-7418

### WWII JAPANESE AIRPLANES / Aviones japoneses de la 2GM

Washes for japanese fighters and bombers of WW2  
Set with 3 Panel Line Wash jars. 3 x 35mL.

Set for washes and defining panel lines of Japanese aircrafts during World War II.

Includes 3 colors from Panel Line Wash line, allowing us to easily outline these aircraft:

A.MIG-1605 PLW DARK RED BROWN  
A.MIG-1606 PLW MEDIUM TAN  
A.MIG-1607 PLW SKY GREY





## A.MIG-7419

### US NAVY GREY JETS / Reactores grises de la US Navy

Washes for modern grey jets  
Set with 3 Panel Line Wash jars. 3 x 35mL

Set for washes and defining panel lines of modern jets such as those from US Navy.

Includes 3 colors from Panel Line Wash line, allowing us to easily outline these aircraft:

A.MIG-1600 PLW LIGHT GREY  
A.MIG-1601 PLW MEDIUM GREY  
A.MIG-1602 PLW DEEP GREY



## A.MIG-7420

### AIRPLANES ENGINES AND EXHAUSTS / Motores y escapes de aviones

Pigments and nature effect enamel for weathering  
Set with 2 pigment jars and enamel one. 3 x 35mL

Weathering aircrafts set. With this set you can add life easily to an engine and exhaust of your airplane, creating the effects of spilled fuel, little touches of rust, and general maintenance spills.

The set includes an enamel product to paint spilled fuel

A.MIG-1408 FRESH ENGINE OIL  
A.MIG-3001 BLACK  
A.MIG-3008 TRACK RUST



## A.MIG-7421

### AIRPLANES DUST EFFECTS / Efectos de polvo para aviones

Pigments and nature effect enamel for weathering  
Set with 2 pigment jars and enamel one. 3 x 35mL

Weathering aircraft set. With this set you can easily add dust and dirt effects to your plane in a realistic way.

Set includes two dusty pigments tones perfect for the dust and dirt on exterior of the aircraft, the undercarriage, and cabin interiors.

A.MIG-3002 LIGHT DUST  
A.MIG-3011 AIRFIELD DUST  
A.MIG-1403 EARTH



## A.MIG-7422

### WWII SOVIET FIGHTERS (GREEN & BLACK CAMOUFLAGES)

#### Aviones soviéticos de la 2GM (Camuflajes verdes y negros)

Washes for green and black soviet fighters of WW2  
Set with 3 Panel Line Wash jars. 3 x 35mL

Set for washes and defining panel lines of Russian fighters during World War II.

Includes 3 colors from Panel Line Wash line, allowing us to easily outline these aircraft:

A.MIG-1612 PLW GREEN BROWN  
A.MIG-1615 PLW STONE GREY FOR BLACK  
A.MIG-1619 PLW BLUE DIRT



## A.MIG-7423

### METALLIC AIRPLANES & JETS / Aviones y reactores metálicos

Washes for metallic airplanes and jets  
Set with 3 Panel Line Wash jars. 3 x 35mL

Set for washes and defining panel lines of any airplanes and jets in natural metal.

Includes 3 colors from Panel Line Wash line, allowing us to easily outline these aircraft with different intensities for each area. Also useful for jet engines parts and hydraulic systems:

A.MIG-1602 PLW DEEP GREY  
A.MIG-1617 PLW BLUE BLACK  
A.MIG-1618 PLW DEEP BROWN



## A.MIG-7424

### DESERT AIRPLANES SET / Set para aviones del desierto

Washes for japanese fighters and bombers of WW2  
Set with 3 Panel Line Wash jars. 3 x 35mL

Set for washes and defining panel lines of all aircraft and jets in a desert theatre, as well as green aircraft such as P40 Warhawk, Chinook, Apache, UH60, etc painted in green with dust accumulations. This set is also perfect for other subjects like sci-fi or civil vehicles in a dusty environment. Includes 3 colors from Panel Line Wash line, allowing us to easily outline our kits with different intensities for each area. Includes new colors:

A.MIG-1620 PLW DUST  
A.MIG-1621 PLW SHADOW FOR DESERT BROWN  
A.MIG-1622 PLW OCHRE FOR SAND CAMO





# Panel Line Wash

Model by Jamie Hagger

## A.MIG-1600

PLW LIGHT GREY / *PLW gris claro*

For light grey tones  
35 mL

Light gray panel wash: perfect for aircraft painted in white or very light gray colors, such as Vietnam era aircraft or those in winter camouflage. It is also useful for ships, Science Fiction subjects, and any vehicle in light gray or winter color. Our Panel Line Wash range is specially designed to create soft washed panel lines in aircraft, and is also perfect for other vehicles where we want to obtain subtle effects such as science fiction subjects, ships and trains.



## A.MIG-1601

PLW MEDIUM GREY / *PLW gris medio*

For medium grey  
35 mL

Medium gray panel wash, perfect for aircraft painted in medium or light gray, such as some modern U.S. Naval aircraft. It is also useful for ships, Science Fiction subjects, and any vehicle a light gray paint scheme. Our Panel Line Wash range is specially designed to create soft washed panel lines in aircraft, and is also perfect for other vehicles where we want to obtain subtle effects such as science fiction subjects, ships and trains.



## A.MIG-1602

PANEL LINE WASH DEEP GREY / *PLW gris oscuro*

For light grey tones  
35 mL

Light gray panel wash: perfect for aircraft painted in white or very light gray colors, such as Vietnam era aircraft or those in winter camouflage. It is also useful for ships, Science Fiction subjects, and any vehicle in light gray or winter color. Our Panel Line Wash range is specially designed to create soft washed panel lines in aircraft, and is also perfect for other vehicles where we want to obtain subtle effects such as science fiction subjects, ships and trains.




## A.MIG-1603

PLW DARK SEA BLUE / *PLW azul marino oscuro*

For the dark blue of upper surfaces  
35 mL

Panel wash for US aircrafts of World War II in the Pacific Theater of Operations, painted in dark blue such as Corsairs, Hellcats, and many other Marine Corp. & Naval aircraft. It is also very useful for any science fiction subject, ships, or vehicles painted in blue. Our Panel Line Wash range is specially designed to create soft washed panel lines in aircraft, and is also perfect for other vehicles where we want to obtain subtle effects such as science fiction subjects, ships and trains.



## A.MIG-1604

PLW PACIFIC DUST / *PLW polvo del pacifico*

For the typical dust produced on airfields in Pacific Islands  
35 mL

Panel wash for Pacific theatre dusty tones. Perfect for dust effects created on Pacific airfields during World War II. Designed for aircraft painted in shades of blue or green. Our Panel Line Wash range is specially designed to create soft washed panel lines in aircraft, and is also perfect for other vehicles where we want to obtain subtle effects such as science fiction subjects, ships and trains.



## A.MIG-1605

PLW DARK RED BROWN / *PLW marrón rojizo oscuro*

For the typical red color of Hinomaru  
35 mL

Specific panel wash to darken red colors in all types of vehicles, machinery, and roundels (Hinomaru) of Japanese planes during World War II. Our Panel Line Wash range is specially designed to create soft washed panel lines in aircraft, and is also perfect for other vehicles where we want to obtain subtle effects such as science fiction subjects, ships and trains.



## A.MIG-1606

PLW MEDIUM TAN / *PLW beige medio*

For green colors used on Japanese aircrafts  
35 mL

Wash for dust-colored panels, perfect for vehicles and aircraft in very dark green color, like the Japanese aircraft of World War II. Our Panel Line Wash range is specially designed to create soft washed panel lines in aircraft, and is also perfect for other vehicles where we want to obtain subtle effects such as science fiction subjects, ships and trains.





## A.MIG-1607

PLW SKY GREY / *PLW gris celeste*

For yellow/grey color  
35 mL

Wash for aircrafts and vehicles with panels painted in light colors such as light gray Japanese aircraft of World War II aircraft. Our Panel Line Wash range is specially designed to create soft washed panel lines in aircraft, and is also perfect for other vehicles where we want to obtain subtle effects such as science fiction subjects, ships and trains.



## A.MIG-1608

PLW DARK GREEN GREY / *PLW gris verdoso oscuro*

For RLM 70 and RLM 71 colors  
35 mL

Specific panel wash for RLM 70 and 71 colors, typical for German aircrafts during the Second World War. Our Panel Line Wash range is specially designed to create soft washed panel lines in aircraft, and is also perfect for other vehicles where we want to obtain subtle effects such as science fiction subjects, ships and trains.



## A.MIG-1609

PLW STORM GREY / *PLW gris tormentoso*

For grey bluish in lower areas  
35 mL

Specific panel wash for pale bluish grey colors, such as those in the bellies of the fighters of the RAF during the Second World War. Our Panel Line Wash range is specially designed to create soft washed panel lines in aircraft, and is also perfect for other vehicles where we want to obtain subtle effects such as science fiction subjects, ships and trains.



## A.MIG-1610

PLW TAN GREY / *PLW beige grisáceo*

For RLM 65 color  
35 mL

Specific panel wash for RLM 65 color, typical of German aircraft during Second World War on bellies of fighters and bombers. Our Panel Line Wash range is specially designed to create soft washed panel lines in aircraft, and is also perfect for other vehicles where we want to obtain subtle effects such as science fiction subjects, ships and trains.



## A.MIG-1611

PLW BLACK NIGHT / *PLW noche oscura*

For green colors RLM 81 and RLM 82  
35 mL

Very dark wash specific for panels on RLM 81 and RLM 82 colors typical for German Luftwaffe aircraft during late Second World War. It is also perfect for any other tone or subject that requires a very dark panel wash. Our Panel Line Wash range is specially designed to create soft washed panel lines in aircraft, and is also perfect for other vehicles where we want to obtain subtle effects such as science fiction subjects, ships and trains.



## A.MIG-1612

PLW GREEN BROWN / *PLW marrón verdoso*

For RLM 83 color  
35 mL

Specific panel wash for green colors such as RLM 83 typical for German Luftwaffe aircraft of the Second World War. Our Panel Line Wash range is specially designed to create soft washed panel lines in aircraft, and is also perfect for other vehicles where we want to obtain subtle effects such as science fiction subjects, ships and trains.



## A.MIG-1613

PLW BLUE GREY / *PLW gris azulado*

For RLM 76 and RLM 78  
35 mL

Panel wash for light blue and gray colors like RLM 76 and RLM 78 of German Luftwaffe aircraft of late Second World War. Our Panel Line Wash range is specially designed to create soft washed panel lines in aircraft, and is also perfect for other vehicles where we want to obtain subtle effects such as science fiction subjects, ships and trains.



## A.MIG-1614

PLW NEUTRAL BROWN / *PLW marrón neutro*

To panel Brown and Green colors of upper areas  
35 mL

Panel wash perfect for green and brown camouflage colors used in fighters and bombers of the R.A.F. in World War II. Our Panel Line Wash range is specially designed to create soft washed panel lines in aircraft, and is also perfect for other vehicles where we want to obtain subtle effects such as science fiction subjects, ships and trains.





## A.MIG-1615

PLW STONE GREY FOR BLACK / *PLW gris piedra para negro*

For green colors  
35 mL

Specially designed color for panel washes on black colored surfaces. Perfect for modern submarines, locomotives, or R.A.F. night fighters & bombers of World War II. Our Panel Line Wash range is specially designed to create soft washed panel lines in aircraft, and is also perfect for other vehicles where we want to obtain subtle effects such as science fiction subjects, ships and trains.



## A.MIG-1616

PLW ORANGE BROWN / *PLW marrón anaranjado*

For yellow details in RLM 04  
35 mL

Specific panel wash to darken yellow colors on all kinds of surfaces, such as robots, locomotives, machinery, or RLM 04 colored German Luftwaffe aircraft of World War II. Our Panel Line Wash range is specially designed to create soft washed panel lines in aircraft, and is also perfect for other vehicles where we want to obtain subtle effects such as science fiction subjects, ships and trains.



## A.MIG-1617

PLW BLUE BLACK / *PLW negro azulado*

For dark shades of metallic surfaces  
35 mL

Blue Black Panel Wash. Perfect for dark shades of metallic surfaces such as jet engines and lower parts of natural metal aircraft. It is also useful for ships, Science Fiction subjects, and any vehicle on dark greys or dark metals. Our Panel Line Wash range is specially designed to create soft washed panel lines in aircraft. It is also perfect for other vehicles where we want to obtain subtle effects such as science fiction subjects, ships and trains.



## A.MIG-1618

PLW DEEP BROWN / *PLW marrón oscuro*

For darkest shades of metallic surfaces  
35 mL

Deep Brown Panel Wash. Perfect for darkest shades of metallic surfaces such as jet engines and hydraulic suspensions of modern aircraft. It is also useful for ships, Science Fiction subjects, and any vehicle with engines or hydraulic systems. Our Panel Line Wash range is specially designed to create soft washed panel lines in aircraft. It is also perfect for other vehicles where we want to obtain subtle effects such as science fiction subjects, ships and trains.



## A.MIG-1619

PLW BLUE DIRT / *PLW azul pardo*

For blue surfaces such as lower parts  
35 mL

Blue Dirt Panel Wash. Perfect for blue surfaces such as lower parts of WW II Russian aircraft. It is also useful for ships, Science Fiction subjects, and any vehicle on blue tones. Our Panel Line Wash range is specially designed to create soft washed panel lines in aircraft. It is also perfect for other vehicles where we want to obtain subtle effects such as science fiction subjects, ships and trains.



## A.MIG-1620

PLW NEUTRAL DUST / *PLW polvo*

Dust tones for green colors in Desert  
35 mL

Dust color Panel Line Wash. Perfect for green surfaces in desert environments such as P40 Warhawk, Chinook, Apache, or UH60. PLW DUST is also useful for Science Fiction subjects and any vehicle in green tones and dusty appearance. Our Panel Line Wash range is specially designed to create soft washed panel lines in aircraft. It is also perfect for other vehicles where we want to obtain subtle effects such as science fiction subjects, ships and trains.



## A.MIG-1621

PLW SHADOW FOR DESERT BROWN / *PLW sombra para marrón desierto*

For outline dark colors in Desert  
35 mL

Dust color Panel Line Wash. Perfect for dark surfaces on medium brown aircrafts in desert colors. It is also useful for Science Fiction subjects and any vehicle on dark tones and dusty appearance. Our Panel Line Wash range is specially designed to create soft washed panel lines in aircraft. It is also perfect for other vehicles where we want to obtain subtle effects such as science fiction subjects, ships and trains.



## A.MIG-1622

PLW OCHRE FOR SAND CAMO / *PLW ocre para camuflajes arena*


For outline light tones in Desert  
35 mL

Dust color Panel Line Wash. Perfect for sand color aircrafts in desert environments. This wash is also useful for Science Fiction subjects as well as any vehicle in sand tones with a dusty appearance. Our Panel Line Wash range is specially designed to create soft washed panel lines in aircraft. It is also perfect for other vehicles where we want to obtain subtle effects such as science fiction subjects, ships and trains.








# HOW TO USE PANEL LINE WASH



Let dry 10 minutes







## ... AND STREAKING EFFECTS



**A**  
Apply the streaking



**B**  
Blend with a brush



**C**  
Splits with toothpick and brush



Final results





# the original Alclad II Metal

The authentic metallic colors, famous worldwide, now distributed by AMMO



Paints manufactured by Alclad II according its original formulation and now distributed by AMMO of Mig Jimenez as well. High quality metallic lacquer paint. Airbrush ready, no thinning necessary.

Pinturas fabricadas por Alclad II según su fórmula original, ahora también distribuidas por AMMO of Mig Jimenez. Pinturas laca metálicas de alta calidad. Listas para el aerógrafo no necesitan dilución.

## A.MIG-8200

LACQUER THINNER AND CLEANER ALC307  
Disolvente y limpiador de laca ALC307  
30 mL

## A.MIG-8201

ALUMINIUM ALC101  
Aluminio ALC101  
30 mL

## A.MIG-8202

DURALUMINIUM ALC102  
Duraluminio ALC10230 mL

## A.MIG-8203

DARK ALUMINIUM ALC103  
Aluminio oscuro ALC103  
30 mL

## A.MIG-8204

POLISHED ALUMINIUM ALC105  
Aluminio pulido ALC105  
30 mL

## A.MIG-8205

CHROME FOR PLASTIC ALC107  
Cromo para plástico ALC107  
30 mL

## A.MIG-8206

POLISHED BRASS ALC109  
Latón pulido ALC109  
30 mL

## A.MIG-8207

COPPER ALC110  
Cobre ALC110  
30 mL

## A.MIG-8208

JET EXHAUST ALC113  
Escape de jets ALC113  
30 mL

## A.MIG-8209

BURNT IRON ALC121  
Hierro quemado ALC121  
30 mL

## A.MIG-8210

GLOSS BLACK BASE PRIMER ALC305  
Base de imprimación negro brillante ALC305  
30 mL

## A.MIG-8211

BLACK MICROFILLER ALC309  
MICROFILLER NEGRO ALC309  
30 mL



New partnership Alclad 2 UK  
and AMMO of Mig Jimenez.  
The original product under AMMO label.



# ENCYCLOPEDIA OF AIRCRAFT

Diego Quijano *modelling techniques*

- ✓ The definitive collection of weathering and assembling techniques for aircraft models.
- ✓ 5 Volumes to be released.
- ✓ More than 800 pages with all of the necessary information for all levels of modelers. With photo references and highly detailed step by step instructions, all necessary techniques for assembly and painting any kit are included.
- ✓ More than 4.000 large high quality images in full color.
- ✓ WWI, WWII and jet fighters.



Vol. 1: **COCKPITS** – 124 pages  
 Vol. 2: **INTERIORS AND ASSEMBLY** – 160 pages  
 Vol. 3: **PAINTING** – 200 pages  
 Vol. 4: **WEATHERING** – 160 pages  
 Vol. 5: **FINAL STEPS** – 156 pages



## A.MIG-6049

COMPLETE ENCYCLOPEDIA OF  
AIRCRAFT MODELLING TECHNIQUES

Collector's edition of Encyclopedia of Aircraft presented in  
an exclusive case.



## A.MIG-6059

ENCICLOPEDIA COMPLETA DE TÉCNICAS  
DE MODELISMO DE AVIACIÓN

Edición de Coleccionista en estuche de la Enciclopedia  
de Aviación.





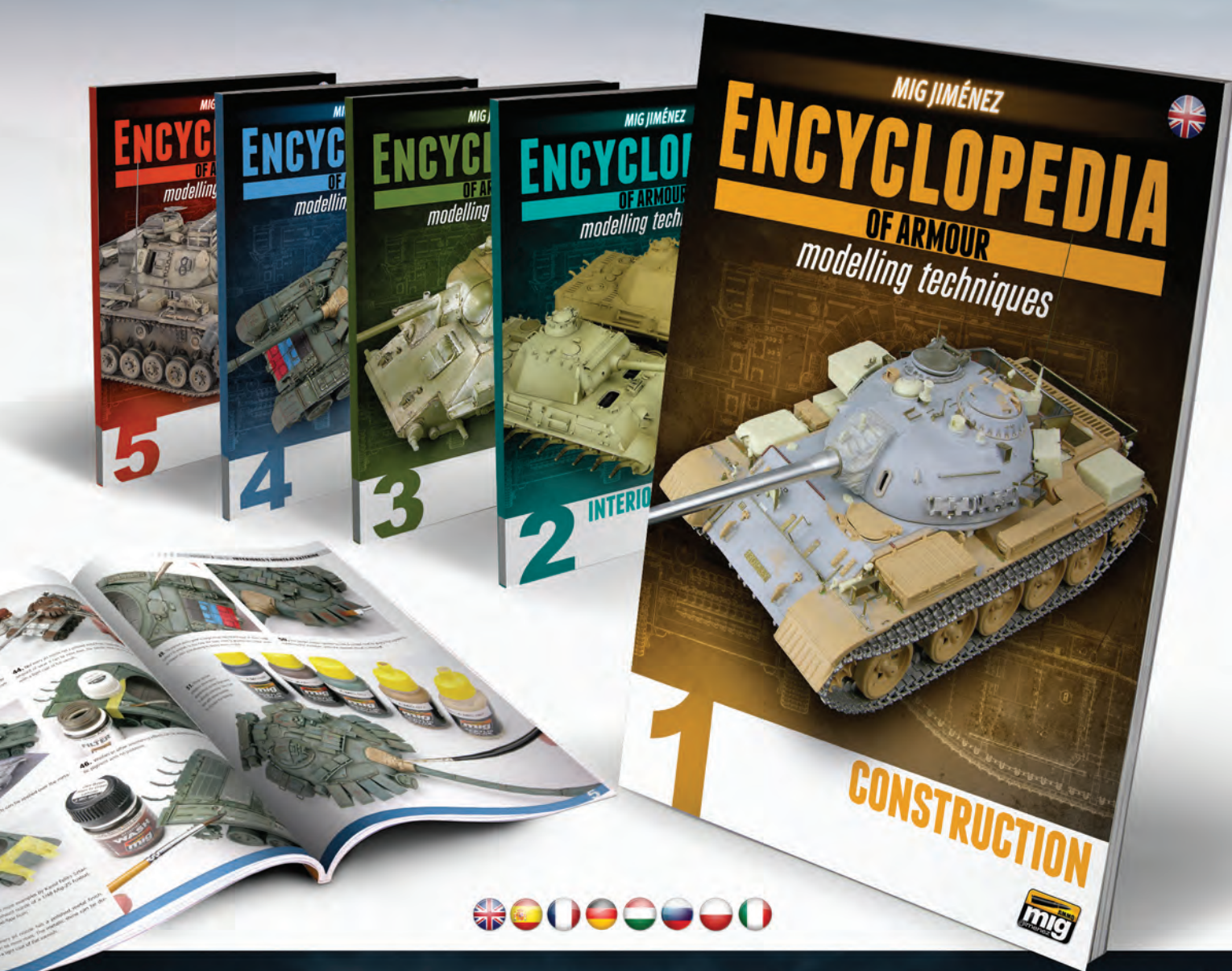
# PUBLICATIONS

Publicaciones

THE NEWEST AND MOST INNOVATIVE MODELING TECHNIQUES EXPLAINED LIKE NEVER BEFORE BY...

# MIG JIMENEZ

— The definitive Encyclopedia —



THE DEFINITIVE COLLECTION OF WEATHERING AND ASSEMBLING TECHNIQUES FOR MILITARY VEHICLES / 5 VOLUMES TO BE RELEASED / MORE THAN 800 PAGES WITH ALL OF THE NECESSARY INFORMATION FOR ALL LEVELS OF MODELERS. WITH PHOTO REFERENCES AND HIGHLY DETAILED STEP BY STEP INSTRUCTIONS, ALL NECESSARY TECHNIQUES FOR ASSEMBLY AND PAINTING ANY KIT ARE INCLUDED / MORE THAN 4.500 LARGE HIGH QUALITY IMAGES IN FULL COLOR / WWI, WWII AND MODERN VEHICLES



**A.MIG-6000****TIRAN IN LEBANESE WARS**  
*Tiran en las guerras del Líbano*

Samer Kassiss

More than 300 original photos in full color, 6 color profiles, walk around, burn out TIRANs.  
96 pages.

In its 96 pages, this book will show the modeler over 300 unpublished and high quality photos of the Tiran. It includes photos of this tank in combat, destroyed, variants, on maneuvers, a walk-around of all the details, and more. The modeler will also enjoy the innumerable effects, damage, deterioration, grease, chipping, etc, this vehicle presented during its operational life and use them as inspiration for their models not only of Tiran but any other tank. In addition the book provides countless ideas for diorama modelers. Undoubtedly the best work of Samer Kassiss.

**A.MIG-6001****SS WAFEN COLORS**  
*SS Camouflage guide*

Camouflage Profile Guide

By Mig Jimenez, Jan Kubitzki & Carlos Cuesta.  
80 pages.

Through 80 pages and more than 180 profiles, this book examines the history of colors and camouflage used by the Waffen SS on their vehicles. From a BMW sidecar 75 prior to the invasion of Poland to the King Tiger 501 s.SS Pz.Abt used by LAH Peiper in the Ardennes, this book covers a wide variety of vehicles, colors, and camouflage used by this dark branch of the Wehrmacht. It also provides useful information about the units, fronts, and different equipment levels of this unit. With this much information, modelers will find both inspiration and useful information to deal with their next model.

**A.MIG-6007****EASTERN FRONT**  
**RUSSIAN VEHICLES 1935-1945***Frente del este. Vehículos rusos 1935-1945. Guía de camuflajes*

Camouflage Profile Guide

80 pages.

In its 96 pages, this book will show the modeler over 300 unpublished and high quality photos of the Tiran. It includes photos of this tank in combat, destroyed, variants, on maneuvers, a walk-around of all the details, and more. The modeler will also enjoy the innumerable effects, damage, deterioration, grease, chipping, etc, this vehicle presented during its operational life and use them as inspiration for their models not only of Tiran but any other tank. In addition the book provides countless ideas for diorama modelers. Undoubtedly the best work of Samer Kassiss.

**A.MIG-6003****PAINTING WARGAME TANKS**  
*Painting wargame tanks*

Step by step guide to paint Wargame vehicles

By Rubén Torregrosa and Mig Jimenez.  
96 pages.

The definitive guide to paint Wargames armored vehicles by the hands of the famous Ruben Torregrosa (Herseybrush) and Mig Jimenez. Through its 96 pages we will discover, in a very visual and easy manner, how to get the results we want in our vehicles, since the book adapts to the needs of each player. From a basic guide for materials, through painting a tank in an easy but effective way, to obtaining the best possible professional finish. The ultimate tool to make your tanks the highlight of the tabletop.





## A.MIG-6006



## MODULATION AND LIGHT TECHNIQUES

*Modulation and light techniques*

Guide with 106 pages to paint models with light effects

By Javier Soler - Concept by Mig Jimenez

This book explains in depth in an educational and visually easy to follow format, how to apply various light effects on your models, including the famous modulation technique. Through its 106 pages, hundreds of photos and numerous diagrams show how to obtain more from your models and give them more life and personality. To do this the authors Javier Soler and Mig Jimenez explain 4 different ways of painting lighting effects on our models: color modulation, zenithal light, spot light, and illumination by panels.



## A.MIG-6016

## BLACK &amp; WHITE TECHNIQUE


*BLACK & WHITE. Técnica de blanco y negro*

Camouflage Profile Guide

By José Luis López

112 pages.

Jose Luis Lopez has created his own style aptly named the Black & White technique and the results have quickly become popular worldwide. This book is the newest and latest of the author's and these more than 100 pages are lush in technical detail, explaining the entire process with numerous step by step examples as well as insightful theoretical reflection. The technique allows us to layer the effects of wear, chipping, and dirt in a simpler manner than usual by using a Black & White foundation for our base color(s). Once our translucent base colors are applied, each subject automatically acquires three-dimensional volume and layered weathering effects. Only in this unique book can you find all of the secrets of Jose Luis Lopez innovative and versatile approach. Through numerous in-depth examples, photo rich step by step demonstrations bring stunning results to modelers of all genres and skill levels.



## A.MIG-6022

## KING TIGER - VISUAL MODELERS GUIDE

*KING TIGER - Guía visual para modelistas*

Photographic compilation about King Tiger tank. 56 pages. 32 color profiles included

By Mig Jimenez &amp; Enrique Calderón

Great photographic compilation where it's shown, in an easy and depth way, the most important and unknown details about this tank. The definitive modeler's guide to the King Tiger, this highly detailed photographic compilation is a must have for modelers and historians. This essential guide for the King Tiger covers previously unknown details and critical details of this iconic vehicle. Inner parts, engine compartment and hidden details pictures. Featuring fully detailed photo reference guide for both internal and external details including interior details, engine compartment, and often overlooked external details features critical to both the King Tiger and scale modelers. Fun and easily referenced sourcebook where you can analyze the interior and exterior details of this legendary tank, through in-depth photographs and detailed explanations. Also included for modelers is a guide to camouflage schemes with full color and detailed profiles. 56 pages, with more than 130 high quality photographs including rarely seen details. 32 fully detailed color profiles with camouflage and markings. Information provided for each King Tiger variant, both Porsche and Henschel turret.



## A.MIG-6035

## PANZER DNA


*Panzer Adn*

139 pages and more than 150 high quality pictures.

Hard cover.

The subject of this book is very complex and has been addressed by many authors, but generally dividing it in many sectors and not in only one text. Authors of "Panzer DNA" have collected a lot of German official documents, Allied reports, post war interpretations, and have examined hundreds of photos to offer to the readers a simple but complete guide.

Nobody can present all the examples possible in this field, but it is useful to explain which were the rules regarding colours, camouflages, markings, organization of German vehicles during the Second World War and to show some of the many variations (the most common, but also the strangest and the most interesting) discovered during this deep research.





## A.MIG-6040


MODELLING GUIDE:  
HOW TO PAINT WITH ACRYLICS  
*Guía de modelismo: Como pintar con acrílicos*

108 pages and more than 500 high quality pictures.  
Soft cover.

Nowadays, water-based acrylic paints are the best option to paint our models. Thanks to their ease of use, cleaning, and mixing, water-based acrylics have become the paint of choice for modelers all over the world. Being non-toxic and odorless (unlike lacquers and enamels) they have been favored by modelers who are forced to share their space with children, pets, and other family members. They are perfect to be used with the airbrush in enclosed spaces because they produce almost no vapors, dust, or smell whatever. Lacquers have gone out of favor among most modelers for a long time now, due to heavy restrictions in air shipping owing to their toxicity and flammability. Water-based acrylics are the paints of the present and the future, and will likely be the only paints available in model stores soon.



NEW



## A.MIG-6030

MODELLING SCHOOL:  
AN INITIATION TO AIRCRAFT WEATHERING  
*Escuela de modelismo: Iniciación a la aviación con desgastes extremos*

Soft cover. 240 pages.

AMMO by Mig Jimenez is proud to publish Jamie Haggo's first modelling book. Jamie is well known for his highly realistically weathered aircraft models and in this book he will show in step by step detail how he achieves his results. The book covers basic building methods which will enhance the final model through cockpit painting and weathering to various base coat applications followed by loads of hints, tips and techniques on turning a clean looking model into a well weathered piece. The final chapter describes in detail a stunning 1:32 Post Apocalyptic OV-10 Bronco utilising all the processes described in the book in order to produce a unique looking aircraft.



NEW



## A.MIG-6080

SHERMAN: THE AMERICAN MIRACLE  
*Sherman: El milagro americano*

80 pages and more than 170 Color Profiles 96 pages.  
Soft cover.

SHERMAN, the American Miracle. In this new AMMO publication, you will find all the necessary information required to paint and weather all your modeling projects involving this famous American-built tank. More than 180 color profiles grouped by war theaters will inspire you to build subjects with the most original and appealing versions and camouflage schemes. This book shows that against conventional wisdom, not all Sherman tanks were painted green. From color schemes that take us to the dusty and scorching sand of the North African desert, through the European battlefields, and ending with vehicles used in the Pacific Theater of Operations, this publication shows many original and rarely seen examples of WWII camouflage schemes.




## A.MIG-6092

PANTHER - VISUAL MODELERS GUIDE  
*PANTHER - Guía visual para modelistas*

Photographic compilation about Panther tank. 70 pages. 32 color profiles included  
By Enrique Calderón.



NEW



\*COMING SOON



\* Shown versions may vary from the final product  
\* Las versiones pueden variar en el producto final



# THE WEATHERING MAGAZINE

The Weathering Magazine has become the greatest revolution in the modelling community during this past year. This provocative magazine is the ultimate resource for learning essential weathering techniques. Each issue presents a single theme covering such issues as Mud, Rust, Dust, Chipping are explored. Every issue includes information about products, applications, techniques, comparisons and a real photo galleries where the modeller can find the inspiration for their next models. This type of magazine is unique in the world - totally different from everything that has come before. This magazine is accompanied by the most attractive girls who show us with their sexiest clothes; the secrets of modeling. If you have courage, and are eager to see and learn new and exciting things in the modeling, try The Weathering Magazine. Modelling will never be the same.



Available in nine languages





## A.MIG-4500

ISSUE 1 – RUST  
TWM Número 1 - Oxido  
The Weathering Magazine



### RUST

The first issue is dedicated to rust and shows many different methods of application on ships, tanks, tracks, civil vehicles and much more. Also, this first issue contains many visual references and reviews of a wide range of products related to this subject. Finally it includes a report covering the 2012 Shizuoka show.

As something refreshing, a new character will guide the modeller in each subject changing our hobby for a more fun and entertaining experience.

#### Contents:

- \*Rusting a Paper Panzer / Mig Jimenez
- \*Raw Steel Plate / Mr. Scratchmod
- \*Bare Metal Armour / Martin Kovac
- \*Weathering a Box Car / John Murphy
- \*Rust on the High Sea / Fran Romero
- \*Old Metal Fixtures & Fittings / John Murphy
- \*Weathering White Metal Tracks / Mig Jimenez
- \*Small Chips & Rust Stains / John Murphy
- \*M60A1 "Less is More" / Chris Jerrett
- \*Sand Blown Old Rusty Steel / Marc Reusser
- \*Rust Reference Photos
- \*Color Profiles / Claudio Fernández
- \*Rusty Beetle / David Marti
- \*Choose the Right Products
- \*Postcards From the World: Shizuoka

## A.MIG-4501

ISSUE 2 – DUST, DIRT & EARTH  
TWM Número 2 - Polvo  
The Weathering Magazine



### DUST, DIRT & EARTH

This time we will study the effects of Dust and Dirt using a wide range of products and painting techniques demonstrated by the worlds best modelers. The magazine explains in depth how to apply these effects on all types of models including figures, helicopters, trains, sci-fi and of course tanks. We will also enjoy again the company of our workmate Akatsiya. The modeler will want to collect each issue to create a bibliography of techniques, effects, references and inspiration. If you enjoyed FAQ2, then this is the magazine that you are searching for.

#### Contents:

- \*Chopper Dusting / John Murphy
- \*Panzer Grey & Dust / Carlos Cuesta
- \*Space Dust / Lincoln Wright
- \*Humbrol Dust / Carlos Cuesta
- \*Mucking up a Merkava / Chris Jerrett
- \*Dusty Cobblestone Road / John Murphy
- \*A Dusty Diorama / Rubén González
- \*Dust Brings a Tanker to Life / César Oliva
- \*Dusting Tiger Tracks / Carlos Cuesta
- \*Airbrushing Dust & dust Washes / John Murphy
- \*VK 4502 Dust & Dirt / Mig Jimenez
- \*M1117 Guradian / Martin Kovac
- \*Dust Reference Photos
- \*Br39 Before & After / Mig Jimenez
- \*Dusty Ground / Rodrigo Hernández Cabos
- \*Color Profiles / Claudio Fernández
- \*Postcards From the World: Afghanistan

## A.MIG-4502

ISSUE 3 – CHIPPING  
TWM Número 4 - Desconchones  
The Weathering Magazine



### CHIPPING

In this issue we will describe in-depth the weathering effects, known as Chipping with the help of a wide range of products and the latest painting techniques, such as sponge, salt, specialist chipping products, brush, and masking fluids. As always these techniques will be demonstrated by some of the most talented modellers from around the World. This issue will explain these effects on a diverse range of modelling subjects, from accessories for figures to science-fiction and from old wooden horse-drawn carts to modern "big-rig" trucks and construction machines and of course a selection military vehicles and aircraft.

#### Contents:

- \*Diamon Reo Tractor / Rick Lawler
- \*Type 69 II C / Mig Jimenez
- \*Popular Chipping Effects / John Murphy
- \*Popular Techniques / Carlos Cuesta
- \*Micro Paint-Chipping / Wu Bayin
- \*Using Worn Effects / Jamie Haggro
- \*Nakajima Ki-84 / José L. Echaide
- \*Excavator Extreme Weathering / John Murphy
- \*Chipping Modern Armour / Chris Jerrett
- \*Hairspray Steyr / John Tolcher
- \*Scratching & Chipping Accessories / César Oliva
- \*Sci-fi Scratching / Lincoln Wright
- \*Wooden Cart / David Marti
- \*Peeling Wood Effects / Chuck Doan
- \*Chipping the Focke out of it / Jamie Haggro
- \*Chipping the Barn Door / Gunnar Baumer
- \*Basic Chipping on a Drilling / Lester Plaskitt
- \*Salt Technique / David Marti
- \*Chipping Reference Photos
- \*Postcards From the World: Greece

## A.MIG-4503

ISSUE 4 – ENGINES, FUEL & OIL  
TWM Número 4 - Motores, combustible y aceite  
The Weathering Magazine



### ENGINE, FUEL & OIL.

This time we will study the effects of Dust and Dirt using a wide range of products and painting techniques demonstrated by the worlds best modelers. The magazine explains in depth how to apply these effects on all types of models including figures, helicopters, trains, sci-fi and of course tanks. We will also enjoy again the company of our workmate Akatsiya. The modeler will want to collect each issue to create a bibliography of techniques, effects, references and inspiration. If you enjoyed FAQ2, then this is the magazine that you are searching for.

#### Contents:

- \*Maybach HL230 P30 Engine / David parker
- \*Asphalt Paving Machine / Rick Lawler
- \*Grease Girl / César Oliva
- \*Spills of Fuel, Oil and Grease / Rubén González
- \*F15 Jet Pipes / John Murphy
- \*Old & Forgotten WWII Aero Engine  
Jamie Haggro
- \*Oil & Grease on Modern Tanks / Mig Jimenez
- \*Rocket Nozzles / John Murphy
- \*Weathering an Overused L4500R Engine  
Wu Bayin
- \*Oil Tank Weathering 7 / John Murphy
- \*Painting Engines / Alex Uschi Van Der Rosten
- \*Diamond Reo Truck Engine / Rick Lawler
- \*Krote / Lincoln Wright
- \*Weathered Motor / Marc Reusser
- \*Engines Oil & Fuel references
- \*Postcards From the World



## A.MIG-4504

ISSUE 5 – MUD  
TWM N° 5 - Barro  
The Weathering Magazine



### MUD

This issue describes in-depth the techniques to create mud effects in all forms and environments. As always these techniques will be demonstrated by some of the most talented modellers from around the World. Explanations will cover a diverse range of modelling subjects, from figures to rally cars and of course a selection of military vehicles and science fiction subjects. Also a new section will cover paint on small scale vehicles for wargames. Finally a new and pretty character will escort us through the features, we are sure you will not want to miss. The Weathering Magazine is the perfect painting reference source to collect and create the most comprehensive guide worthy of adding to any modelling reference library.

#### Contents:

- \*Spanish Mudderland / Chris Jerrett
- \*Muddy Ameise Robot / Alexandre Duchamp
- \*WWI Stormtrooper / Rick Lawler
- \*Wet & Dry Mud on my Leopard 2A5  
Fabrizio Pincelli
- \*Mercury Cougar / Clay Kemp
- \*Splashes & Splatter / John Murphy
- \*A Tiger with Two Tales / Przemio Mrozek
- \*Mud over my S.A.F.S. / Lincoln Wright
- \*Autumn Road / Rubén Gonzalez
- \*Flames of Weathering / Ruben Torregrosa
- \*Muddy Industrial Locomotive / Marc Reusser
- \*Soviet Spirit / Wu Bayin
- \*Mud Reference Photos
- \*Postcards From The World

## A.MIG-4505

ISSUE 6 – KURSK & VEGETATION  
TWM N° 6 - Kursk y Vegetación  
The Weathering Magazine



Finally on sale the much anticipated issue 6 of The Weathering Magazine. We can finally enjoy an issue that will cover in depth the techniques needed to set our models in the largest tank battle of World War II, Kursk. From Tigers to Stuk as and the legendary T-34. Furthermore, this issue has 24 additional pages to learn and enjoy making vegetation for our dioramas and vignettes. As always, these techniques will be explained by the best modelers in the world. The Weathering Magazine is the perfect paint reference guide to collect and create the largest encyclopedia in a modeler's library, the essential reference for any modeler.

#### Contents:

- \*Kursk History of Failures / Mig Jimenez
- \*Buried Alive / Rick Lawler
- \*Soviet Steel Pride / Sergiusz Peczek
- \*Tank Buster / Javier López de Anca & Ricardo Abad Medina
- \*Tigers in the Dust / Pere Valls
- \*Heavy Hitter / Joaquín García Gázquez
- \*ML-20 152 MM Howitzer Diorama / John Murphy
- \*Gardening The Backyard / Rubén González
- \*Deep Roots Scale Trees / Javier Soler
- \*A Rolling Stone Gathers No Moss / Marc Reusser
- \*Nuclear Autumn in Pripjat / Alexandre Duchamp
- \*Trucks, Trash and treasures / Chulho Yoo
- \*Flames of Weathering / Rubén Torregrosa
- \*Color Profiles / Claudio Fernández
- \*Choose the Right Products Vegetation

## A.MIG-4506

ISSUE 7 – SNOW & ICE  
TWM Número 7 - Hielo & Nieve  
The Weathering Magazine



### SNOW & ICE

The theme of snow and ice is covered in depth with all of the techniques needed to set our models in a winter environment with plenty of Ice and Snow. From how to make a spectacular frozen diorama to adding subtle snow effects on a T34. Furthermore, this issue has 16 additional pages to learn and enjoy even more. As always, these techniques will be explained by the best modelers in the world. The Weathering Magazine is the perfect paint reference guide to collect and create the largest encyclopedia in a modeler's library.

#### Contents:

- \*Stug III \_ Winter Warrior / Sergiusz Peczek
- \*Dragon Junkers JU 88-4 / Jamie Hagg
- \*Minoga / Jean-Bernard André
- \*Snowwagen - SDKF 263 / Alex Clark
- \*Sailing the Frozen Seas / Rick Lawler
- \*Bandit at Five / Aitor Azcue
- \*Chaos Frozen in Time / Diego Quijano
- \*Grober Hund (Snow Dog) / Kevin Derken
- \*Snow Plow / Clay Kemp
- \*122 mm. Cold Steel / John F. Steinman
- \*Conrail Expenn Central Boxcar / Jeff Meyer
- \*Winter Warrior – Waffen-SS Grenadier  
Gunter Steinbergers
- \*How to Make Snow on Ice / Rodrigo Hernández
- \*Object 279 "cold warrior" / Domingo Hernández
- \*Choose the Right Products
- \*Flames of Weathering / Rubén Torregrosa
- \*Postcards from the World: Malaga (Spain)

## A.MIG-4507

ISSUE 8 – VIETNAM  
TWM Número 8 - Vietnam  
The Weathering Magazine



### VIETNAM

Issue 8 of The Weathering Magazine is now available - the Vietnam Issue. Within the pages we cover a wide range of topics and techniques all with the theme of Vietnam. You will learn how to create a spectacular jungle diorama and how to capture the characteristic soul colors for this theater. Matter of fact, we have so much to offer that this issue has 8 additional pages full of tip and techniques – more of everything for you to enjoy. As always, the best modelers in the world will explain these techniques. The Weathering Magazine is the perfect paint reference guide to collect and create the largest encyclopedia in a modeler's library; the essential reference for any modeler.

#### Contents:

- \*SdKfz 263 / Alex Clark
- \*M48 A3 Patton Prowling the Paddy Fields  
John Murphy
- \*NVA Steel / Iain Hamilton
- \*Vietnam Soil / Iain Hamilton
- \*Nam Officers / Vladimir Demchenko
- \*Shark Attack / Yang Yu-Pei
- \*Call of the JUNGLE / Vladimir Demchenko
- \*F-4B Phantom II Death Rattlers – VMFA-323  
Jamie Hagg
- \*MIG 17 / Jamie Hagg
- \*The Reflective Tourist / Jean-Bernard André
- \*Full Metal Mech / Oishi
- \*Choose the Right Products / Elizabeth Wiese
- \*Flames of Weathering / Rubén Torregrosa
- \*Postcards from the World: Sweden & Slovakia



## A.MIG-4508

ISSUE 9 – K.O. AND WRECKS

TWM Número 9 - K.O. y abandonado

The Weathering Magazine



### K.O. AND WRECKS

The only magazine in the world devoted exclusively to the weathering effects and paint in general for all kinds of modeling. This issue is dedicated to destroyed, abandoned, and sunken vehicles. The best modellers in the world will offer a repertoire of exceptional examples and they explain with detailed step by step process, all the newest tricks and techniques to get your models represent similar conditions. From a totally abandoned "Walker" futuristic robot, a wooden sunk boat, a Tiran 5 absolutely burned or a jet fighter abandoned in the open. But you can also discover how to burn impacts and effects on a King Tiger or a weather train wagon full of graffiti. TWM is a collectible magazine, 64 pages, printed on high quality glossy paper and full of useful items for any field of model. Available in 7 different languages, this is the most international magazine in the world.

#### Contents:

\*Crestfallen / Kevin Derken

\*The art of destruction / Scratchmod

\*Thunderstruck / Jamie Hagg

\*Burn out effects / Mig Jiménez

\*Impact, wrecks & rust

Sergio Villén & Mig Jiménez

\*Remembering 4th of July / Jonas Dahlberg

\*Author's gallery / Jonas Dahlberg

\*Twisted fate / Rick Lawler

\*Rail art / Gary Christensen

\*Author's gallery / Shigeyuki Mizuno

\*Flames of weathering / Rubén Torregrosa

## A.MIG-4509

ISSUE 10 – WATER

TWM Número 10 - Agua

The Weathering Magazine



### WATER

The only magazine in the world devoted exclusively to the weathering effects and paint in general for all kinds of modeling. This issue is dedicated to water and moisture. The best modellers in the world will offer a repertoire of exceptional examples and they explain with detailed step by step process, all the newest tricks and techniques to get your models represent similar conditions. From ships at offshore to tanks out of the water or crossing rivers, seaplanes, standing water, streams and much more. TWM is a collectible magazine, 64 pages, printed on high quality glossy paper and full of useful items for any field of model. Available in 7 different languages, this is the most international magazine in the world.

#### Contents:

\*Beneath the Baltic / Chris Flodberg

\*Author's Gallery / Chris Flodberg

\*Rotten to the core / Iain Hamilton

\*Splish Splash Lav taking a bath / Sergio Fenoy

\*Reflections / Jean-Bernard André

\*The crossing / Diego Quijano

\*A country lane / Rodrigo Hernández Cabos

\*The hunters, the lovers and the weeping  
Javier Soler

\*Puddle jumper / Rick Lawler

\*Author's gallery / Jean-Bernard André

\*Postcards from the world: Malmö

## A.MIG-4510

ISSUE 11 – 1945

TWM Número 11 - 1945

The Weathering Magazine



### 1945

The only modeling magazine in the world devoted entirely to painting and the effects of weathering. Featuring for the first time a very special and attractive subject for a lot of modelers - the year is 1945. For many, this year marks the climax of an evolution in camouflage and new designs in the German military. A special range which includes colors and patterns found on ground vehicles and aircraft. In addition, the vehicles at this time had a special appearance and some colors that were unique to this time. The Weathering Magazine takes a trip to the past through painting and effects, featuring some of the best modellers in the world and detailed "step by step" process of painting. This is undoubtedly the best issue of TWM to date, with unique graphic design and countless articles showing different styles of painting.

#### Contents:

\*"The Peoples Fighter" / Yang Yu Pei

\*Waffenträger / Sergiusz Peczek

\*For Whom the Bell Tolls - No Man's Land,  
Berlin 1945 / Bernard Bassous

\*Der Führer / Juanma Vergara

\*Enjoy the War (because the peace is going to be  
terrible) / José Luis López Ruiz

\*Defending the Reich / Matt McDougall

\*Heavy Weight Hunter / Olshi

\*Focke Wulf Fw 190D-9 / Jamie Hagg

\*Flames of Weathering / Rubén Torregrosa

## A.MIG-4511

ISSUE 12 – STYLES

TWM Número 12 - Estilos

The Weathering Magazine



### STYLES

The only modeling magazine in the world devoted entirely to painting and the effects of weathering faces a very special subject: the different painting Styles that cause furor nowadays in the modeling world. Through 72 pages we'll discover new styles for some of us, such as Black & White, or the Japanese Style (J-Style). We will also show the classic styles like Realistic or Color Modulation. We will see a comparison in how to face the same model from two different angles and check that both results are equals in quality. In this case, with two F-16: one clean and the other very weathered.

As usual this magazine explains with detailed "step by step" articles how to perform every technique from some of the best modelers in the world. The definitive guide for learning to provide a new Style to our models and leave the routine.

#### Contents:

\*Imperial Army - Type 5 Chi-Ri /

Antonio Perdices & José Luis López Ruiz

\*Messerschmitt 262 / Bera Karoly

\*Firelight / Jean-Bernard André

\*F-16 Barak - Israeli Defence Force/Airforce /

Andy Brown

\*Greek F-16 / Jamie Hagg

\*The Sherman Exercise / Carlos Cuesta

\*Author's Gallery / Imre Kovacs & Jozsef Reti

\*Bring it On / Tamaki Maekawa


\*Postcards from the World: Beijing - Hong Kong



## A.MIG-4512

ISSUE 13 – DESERT  
TWM N° 13 - *Desierto*

The Weathering Magazine



## DESERT

The Weathering Magazine is the only magazine devoted entirely to the painting and weathering techniques of scale models and figures. In this issue we examine the affects that this dry and harsh environment has on all types subjects: from a sweat stained grenadier, a dusty Panzer IV of the Afrika Korps, and Luke Skywalker's Landspeeder as it crosses the barren landscape of Tatooine. We also explore innovative methods for creating realistic dust effects on vehicle surfaces with some inovative techniques, and also how to depict a cracked and parched desert Wadi vignette. And of course, much more...

As always, this magazine explains with detailed "step by step" articles, how to perform every technique as illustrated through high quality photos and concise descriptions by some of the finest modelers in the world. Printed on high quality glossy paper, TWM is a collectible resource packed with useful techniques and inspiration.

### Contents:

\*Desert Fox / *Martin Siska*

\*What Freedom / *Jean-Bernard André*

\*In a Desert, Far...Far...Away / *Roberto Aguilera*

\*New Dust Technique / *Mig Jimenez*

\*"Chivalrous in War, Vigilant for Peace"

(*Erwin Rommel*) / *Juanma Vergara*

\*Desert Patrol / *Oishi*

\*The Road Warrior / *Diego Quijano*


\*Wadi ya Think / *Gabin "sardy" Clarke*

\*Katie in the Desert / *Mark Chisholm*

## A.MIG-4513

ISSUE 14 – HEAVY METAL  
TWM N° 14 - *Heavy Metal*

The Weathering Magazine



## HEAVY METAL

The Weathering Magazine is the only magazine devoted entirely to the painting and weathering techniques of scale models and figures. In this issue we examine how to paint all kinds of metals including a golden C3PO, aluminium aircraft, jet exhausts, rusty metal plates, and much more. We will also find how to use different types of paints and techniques such as lacquers, acrylics, and enamels to obtain realistic metallic surfaces. Although our focus will be HEAVY METAL, this world class compilation of modelers offers a wide range of techniques and tips for all manner of techniques. As always, this magazine explains with detailed "step by step" articles, how to perform every technique as illustrated through high quality photos and concise descriptions by some of the finest modelers in the world. Printed on high quality glossy paper, TWM is a collectible resource packed with useful techniques and inspiration for all genres and skill levels.

### Contents:

\*Some Kind of Monster / *Jari Hemila*

\*So Lonely / *Jamie Haggo*

\*Knight Time Story / *Juanma Vergara*

\*Burning for You / *Jamie Haggo*

\*I'm Quite Beside Myself / *Roberto Aguilera*

\*I Am Candy (color) Man / *Ivan Calomarde "ifaaa"*

\*Battle of the Bands (Laquers vs Acrylic)


*Alex Kutovenko*

\*Ogre Berserker / *Claudia Zuminich*

## A.MIG-4514

ISSUE 15 – WHAT IF  
TWM N° 15 - *What if*

The Weathering Magazine



## WHAT IF

The Weathering Magazine is the only magazine devoted entirely to the painting and weathering techniques of scale models and figures. Tired of always doing the same subjects and kits? In this issue we show some examples of original "What If" concepts for a wide variety of different subjects. With Aircraft, tanks, sci-fi, and much more... even including a Nazi flying saucer! If you are looking for original ideas, fictional histories, or alternative finishes, this issue will be a great inspiration for you. Although our focus will be "What If" subjects, this world class compilation of modelers will show a wide range real techniques and tips for all manner of modeling subjects. As always, this magazine explains with detailed "step by step" articles, how to perform every technique as illustrated through high quality photos and concise descriptions by some of the finest modelers in the world. Printed on high quality glossy paper, TWM is a collectible resource packed with useful techniques and inspiration for all genres and skill levels.

### Contents:

\*T-14 Armata / *Mig Jimenez*

\*Haunebu / *Michal Dostal*

\*Glasnost and Perestroika

*Jamie Haggo*

\*Sukhoi SU-27 Flanker\_US Navy VF-84

\*The Jolly Rogers / *Andy Brown*

\*The last King of Berlin / *Maxi Fernández*

\*1917 World War I Mark IV Alternate History

*Stefano Marchetti*

\*The Fighter "Red Five" / *Oishi*

\*Ideas

\*The Iron Tomb / *Tamaki Maekawa*

## A.MIG-4515

ISSUE 16 – INTERIORS  
TWM N° 16 - *Interiores*

The Weathering Magazine



## INTERIORS

The Weathering Magazine is the only magazine devoted entirely to the painting and weathering techniques of scale models and figures. This issue is dedicated to different kinds of interiors that could be found in tanks, airplanes, submarines and even the interior of an AT-ST from Star Wars! As always, this magazine explains with detailed "step by step" articles, how to perform every technique as illustrated through high quality photos and concise descriptions by some of the finest modelers in the world. All the newest tricks and techniques to get your models represent similar conditions. Printed on high quality glossy paper, TWM is a collectible resource packed with useful techniques and inspiration for all genres and skill levels.

### Contents:

\*The Inner Darkness / *Mig Jimenez*

\*The Bussy World / *Laurent Tabib*

\*Walk About / *Jari Hemila*

\*The Grunts Apartments / *Ivan Momcilovic*

\*Cramped Quarters / *Daniel Moscatelli*

\*Worn Hero / *Mattias Arletun*

\*Around the Town With Mr. T

*Domingo Hernández*

\*Inside AMMO

\*The Return of the Beast / *Enrique Calderón*

\*M10 Tank Destroyer / *Pat Johnston*

\*The Bird's Nest / *Jamie Haggo*

\*Modern Loft / *Maxi Fernández*

\*Postcards from the World

*Toronto - Canada 2017*



**A.MIG-4516**

ISSUE 17 – WASHES,  
FILTERS AND OILS  
TWM Nº 17 - Lavados,  
filtro y óleos

**WASHES, FILTERS AND OILS**

The Weathering Magazine is the only magazine devoted entirely to the painting and weathering techniques of scale models and figures. In this issue we will focus on classic techniques such as washes, filters, and the venerable oil paints. We will show both the standard approach to these techniques, and new methods of using well-known media. Featuring thoroughly documented examples of the use of enamel filters, dot technique, combined enamel-acrylic techniques, as well as new methods of using acrylic paints which serve as washes. You will learn many new and many classic ways to combine and utilize different mediums and the spectacular effects we can achieve. And of course, much more... As always, this magazine explains with detailed "step by step" articles, how to perform every technique as illustrated through high quality photos and concise descriptions by some of the finest modelers in the world. Printed on high quality glossy paper, TWM is a collectible resource packed with useful techniques and inspiration.


**Contents:**

\*Filters / Mig Jimenez  
\*Washes and Oils / Mig Jimenez  
\*Oil Dot Technique / Mig Jimenez  
\*Outside the Loft / Maxi Fernández  
\*Washes, Filters and Streaked Grime Effects on WWII Aircraft / Mig Jimenez

\*Oil Highlights & Combined Grime Effects  
Sergiusz Peczek  
\*Stardust Shows no Mercy / Konrad Dzik  
\*Old School Never Dies / Pat Johnston  
\*The Forgotten Workhorse / Graziano Ghetti  
\*Acrylics on Wash Duty / Sergiusz Peczek

**A.MIG-4517**

ISSUE 18 – REAL  
TWM Nº 18 - Real

**REAL**

The Weathering Magazine is the only magazine devoted entirely to the painting and weathering techniques of scale models and figures. In this issue we will focus on showing the techniques and specific approaches to the implementation of the model as close as possible to an equivalent in the real thing. We will show a selection of a different models based on the actual photos where the modeler has simply tried to capture what he saw.

And of course, much more... As always, this magazine explains with detailed "step by step" articles, how to perform every technique as illustrated through high quality photos and concise descriptions by some of the finest modelers in the world. Printed on high quality glossy paper, TWM is a collectible resource packed with useful techniques and inspiration.

**Contents:**

\*Leopard C2 Mexas / Fabrizio Pincelli  
\*Retired Giant / Déak Róbert  
\*Okinawa Special Farewell / Jamie Haggro  
\*The Black Hole / Daniel Moscatelli  
\*Chieftain Abandoned / Graziano Ghetti  
\*Burbank's House of Hobbies  
\*Interview Elizabeth Wiese



## A.MIG-4518

ISSUE 19 – PIGMENTS  
TWM Nº 19 -Pigmentos



## PIGMENTS

The Weathering Magazine is the only magazine devoted entirely to the painting and weathering techniques of scale models and figures. In this issue, we will show you the vast array of different approaches to the subject of applying pigments. With in-depth step by step instructions, we will explore the different types of fixers and binders that can be used and show you the most innovative techniques and possibilities for the application of this timeless medium. Starting from the simplest dry applications of gentle dusting, through the use of pigments in creating realistic grease, authentic mud, textured sand, corrosion on the tracks and exhaust pipes, and ending on the wide variety of effects created by moss, mold, and vegetation. And of course, much more... As always, this magazine explains with detailed "step by step" articles, how to perform every technique as illustrated through high quality photos and concise descriptions by some of the finest modelers in the world. Printed on high quality glossy paper, TWM is a collectible resource packed with useful techniques and inspiration.

## Contents:

- \*Pigment / Enrique Calderón
- \*Desert Environment Pigments / Maxi Fernández
- \*Dreaming about the next Freight / Deák Róbert
- \*Aircraft Pigment Weathering / Diego Quijano
- \*Pigments & Tracks / Sergiusz Peczek
- \*Pigments Grease & Grime / Mig Jimenez
- \*Pigments in another Galaxy / Diego Quijano
- \*Dust is Everywhere / Mig Jimenez
- \*Whippet Tracks / Mig Jimenez
- \*Rusty Exhaust with Pigments / Sergiusz Peczek
- \*Using Pigments in Small Scenes & Diorama  
Jorge Porto

## A.MIG-4519

ISSUE 20 – CAMOUFLAGE  
TWM Nº 20 - Camuflaje



## CAMOUFLAGE

The latest issue of The Weathering Magazine is entirely devoted to the critical subject of military camouflage. This is where the painting of all models begins. Within this release, you will see various examples of camouflage patterns used not only on tanks, trains, ships, uniforms, but also on science fiction subjects. We will show you how to create camouflage on a submarine - adding zenithal lightning as well as combining it with multi-layered chipping. We will explore how to paint one of the most difficult and visually interesting patterns, the well-known disc camouflage used by the Germans in 1944. Sharpen your skills and learn how to implement color modulation on a trichromatic camouflage, as expertly shown on the King Tiger model. If someone is still unable to measure their painting skills, we recommend hand-painting camouflage using lacquer paints - something that seems to be doomed to failure, but is possible and gives a very interesting and dynamic range of effects. You will also find two large articles describing the history of camouflage, featuring color profiles with descriptions that can be a great source of inspiration when choosing a camouflage scheme. techniques and inspiration.

## Contents:

- \*The Aussie Avenger / Maxi Fernández
- \*WR360 Locomotive / Nicolas Vasseur
- \*Seeing Spots German Disc Camouflage  
Carlos Cuesta
- \*Russian Expo Camouflage / Ivan Dron
- \*Camouflage Color  
Claudio Fernández, Roman Volchenkov
- \*Maschinen Krieger Camouflaged / Lincoln Wright
- \*Modulated Camouflage / Carlos Cuesta
- \*SS Erbsenmuster / César Oliva
- \*Whitewashed Stug / Fabrizio Pincelli
- \*A Pike for Peace / Lauren Tabib
- \*Camouflage in History  
Daniele Guglielmi, Mario Pleri



## A.MIG-4520

ISSUE 21 – FADED

TWM N° 21 - Decolorado



## FADED

The latest issue of The Weathering Magazine is entirely devoted to the effects of fading and discoloration. Within this release, you will see various examples of pale and faded finishes seen not only on tanks, trains, and submarines, but also on civilian and science fiction subjects. We will show you how to create faded camouflage on a modern M1A1 Abrams tank and how to achieve a multilayered faded look on abandoned South Lebanese Army's Tiran 4. We will explore how to paint the forgotten workhorse from a farm – the Case tractor painted with some very interesting tricks. You will also find the Gato-class submarine, and learn how to implement airbrush and chipping techniques to obtain the appropriate discoloration for Naval subjects. For those who do not have much free time for the hobby, we will demonstrate a simple but effective method used to apply a discolored finish on a civilian Renault 4 hatchback, and a faded look on a railway tank car. The E-100 article will bring you shading methods while simultaneously obtaining the faded appearance of this "what if" pale red primer beast. Aviation lovers will find a classic Bf-109 fighter and will learn a laborious but eye-catching process to obtain the distinctive features of desert-based aircraft. Finally, for those of you who are fascinated by the Star Wars saga, we bring you a detailed tutorial for painting and weathering a very unique A-Wing model.

## Contents:

- \*Abandoned Tractor / *Róbert Deák*
- \*Pale Blue Warrior / *Andy Taylor*
- \*Pale Catshark / *Daniel Moscatelli*
- \*A-Wing Star Fighter / *Roberto Aguilera*
- \*Renault-4L / *Hong Sung Cheol*
- \*The Aussie Avenger / *Maxi Fernández*
- \*Tank Zagkk Agip / *Graziano Ghetli*
- \*The Gustav has Faded / *Javier López de Anca*
- \*E-100 to Long in the Sun! / *Alexander Kutovenko*

## A.MIG-4521

ISSUE 22 – BASIC

TWM N° 22 - Básico



## BASIC

The Weathering Magazine is the only magazine devoted entirely to the painting and weathering techniques of scale models and figures. In this issue, we will focus on all basic techniques, tools, and materials used for modeling. We present you with a selection of articles focused on all the essential information every modeler should know and review. Although this edition is about basics, more experienced hobbyists will find answers to numerous questions, tips, and advice on how to make modeling more fun while improving our skills. We begin with the simplest assembly and decaling techniques, through articles describing the use of an airbrush, choosing the right brushes for specific tasks, determining the correct order of application, use of the primers, varnishes, metallics, and ending with more complex descriptions of painting and finishing methods. And of course, much more... As always, this magazine explains with detailed "step by step" articles, how to perform every technique as illustrated through high quality photos and concise descriptions by some of the finest modelers in the world. Printed on high quality glossy paper, this useful issue of TWM is a collectible resource packed with useful techniques and inspiration.

## Contents:

- \*Cyanoacrylate / *Enrique Calderón*
- \*Decals / *Javier López de Anca*
- \*How to choose brushes  
*Rodrigo Hernandez Chacon*
- \*Joints and panel lines / *Javier López de Anca*
- \*Airbrush basic concepts / *José Luis López Ruiz*
- \*Primers / *Diego Quijano*
- \*Metallic finishes / *Javier López de Anca, Ricardo "Chicho" Abad*
- \*To the last minute / *Maxi Fernández*
- \*Chipping basic concepts / *Mig Jienéz*
- \*How to fix pigments / *Sergiusz Pęczek*
- \*Varnishes / *Diego Quijano*
- \*Painting with acrylics / *Diego Quijano*
- \*Basic steps for assembling and painting a military vehicle
- \*Postcards from the world: Zagreb, Croatia 2017



## A.MIG-6011

TWM SPECIAL - WORLD WAR I  
TWS - La Primera Guerra Mundial

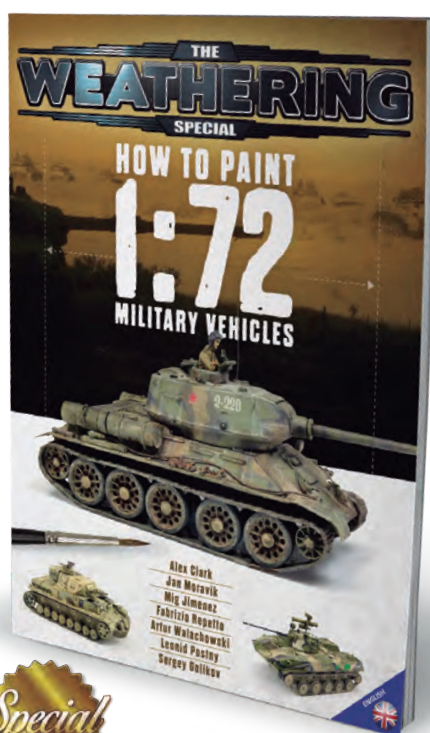


This the first Special Issue of the Weathering Magazine, the only modeling publication completely devoted to painting and weathering techniques. For this special edition we've chosen WWI as a subject. An historical introduction by the well-renown author Daniele Gugliemi, fruit of a in depth research work is included. Throughout 76 pages and over 200 pictures you'll find detailed step-by-step articles showing different camouflage schemes, AFV painting techniques and a host of realistic weathering effects to take any model back to the battlefields of the Great War. All these techniques are valid for any WWI vehicle. This volume is complemented by the 24-page paperback 'The Great War', a comprehensive guide with over 30 color profiles of this era camouflage schemes. Free and only available purchasing the TWM special.



## A.MIG-6019

TWM SPECIAL - HOW TO PAINT 1:72 MILITARY VEHICLES  
TWS - Cómo pintar vehículos militares en 1:72



With this ground breaking book, AMMO enter the world of 1:72 scale modeling with authority. This book is the essential painting and weathering guide for 1:72 scale modelers. Beginning with a history of the scale, we will explore the many fascinating and refreshing aspects of modeling in this increasingly popular scale. Featuring a collection of the words best modelers demonstrating the latest techniques, these pages are lush in technical detail, explaining in depth painting and weathering processes with numerous step by step examples including: scratchbuilding, assembly, camouflage painting, weathering, and the effects of dust and mud! Learning these techniques and many more is easy with this collection of step by step photo rich tutorials. With all of the detail and realism of larger scales, you will be shocked that the vehicles being shown are so small that they will fit in the palm of your hand. The models featured represent vehicles from the Second World War through the modern era, with varying degrees of wear and a variety of camouflage schemes. Through numerous beautiful examples, photo rich step by step demonstrations, and thorough descriptions, stunning results are now available to modelers of all genres and skill levels.







D I G I T A L

**DIGITAL VERSION**

THE WEATHERING MAGAZINE

*TWM Versión digital*

Available on the App Store, Google play, PC &amp; Mac.

Available on Ipad App

Available on Android App

Available Online on Windows and Mac computers.

Available Offline app on Windows computers.



ANDROID



As it could not be any other way we have adapted our magazine to new trends in publishing. Born therefore the digital version. It is the perfect complement that will give greater freedom to the power handle in multiple devices and will allow you to make use of features that the physical magazine can not (large images, direct link with additional information,...). A project that we will expand with new functionalities, thereby increasing the usability of the publication.

info, sales &amp; support at:

[www.theweatheringmagazine.com](http://www.theweatheringmagazine.com)
Available on the  
**App Store**Available on the  
**Google play**Available on  
**PC & Mac**



# THE WEATHERING *Aircraft*

**NEW MAGAZINE  
SERIES 100% FOCUSED ON  
AIRCRAFT**





## A.MIG-5201

ISSUE 1 – PANELS  
TWA N° 1 - *Paneles*

The Weathering Aircraft



### PANELS

Your favorite publication, The Weathering Magazine, the only modeling magazine in the world devoted entirely to painting and the effects of weathering, now has a new addition to the family: The Weathering Aircraft. This new magazine will follow the same concept from its big brother magazine but it is 100% focused on aircraft. Through 68 loaded pages, we'll discover all aspects of Panels: how to scribe panel and rivet lines, highlighting panels, and apply washes to panel lines. This first issue explains with detailed "step by step" articles how to perform every technique from some of the best modelers in the world and covers in depth the different products, techniques, and results available to today's modeler. This inaugural issue also explains how to integrate panel techniques with the other contemporary techniques needed for aircraft, teaching the entire process to obtain the best results on our kits. The definitive guide for learning everything related to aircraft panels in an easy, clear and concise way.

#### Contents:

\*MIG-29 Fulcrum 9-12 / *Hong hwan. Jang*  
\*Hellcat MK.II / *Jaime Pastor*  
\*Scribing Panel and Rivet Lines  
\*T-2 Buckeye (Nas Oceana 1986 N° 32 VT-43  
"Challengers" U.S. Navy) / *Julio Fuente Díaz*  
\*FW190 A5 / *Philippe Roger*

\*F-15J / *Jamie Haggo*  
\*Panel Lines Washes over Metallic Finishes  
\*W-Wing / *Yang Yu Pei*  
\*Postcards From the World: *Morón National Aviation Museum, ARGENTINE*

## A.MIG-5202

ISSUE 2 – CHIPPING  
TWA N° 2 - *Desconchones*

The Weathering Aircraft



### CHIPPING

The second issue of The Weathering Aircraft is already in stock! In the first issue, we explained everything about panel lines, now we're going to focus on chipping. Mastering these techniques is imperative to creating good chipping effects in our models, making them more realistic, closely resembling chipping on real vehicles. We'll show in detail several different ways to recreate paint chips: using especially designed chipping products, liquid masking, or salt grains, among other methods. We are also going to see how and in which situations to use the various types of paints and tools to get different chip sizes and shapes. Once again some of the best aircraft modelers in the World have collaborated in this new issue, placing special emphasis on showcasing wonderful models as well as accompanying them with a clear and easy to understand text and high-quality photos. In conclusion: a whole package to learn everything you'll ever need about chipping your model aircraft.

#### Contents:

\*F4-U7 Corsair / *Olivier Soulleys*  
\*F-100F Supersabre / *Massimo Bussolini*  
\*Hawker Hurricane MK.IIC / *George Sarris*  
\*Salt Technique / *Ricardo Rivas*  
\*Ki-84 Frank / *Bera Karoly*

\*A-90 Orlyonok / *Mig Jimenez*  
\*Me 262 / *Javier López de Anca*  
\*Plane Mig-15 / *Jamie Haggo*  
\*Y-Wing / *Alex Hernández*

## A.MIG-5203

ISSUE 3 – ENGINES  
TWA N° 3 - *Motores*

The Weathering Aircraft



### MOTORES

The third issue of The Weathering Aircraft, your favorite modeling magazine focused on painting and weathering techniques, is here. For this edition, our brilliant collaborators had thrown themselves into the fray, working on different engines and showing how to weather them step by step: oil and grease stains, rust and dirt marks and even how to paint a derelict engine. From the first steps assembling the replicas of these engineering marvels to the most exhaustive detail work. In these pages you'll find from the engines that propelled the first flying machines to the most modern jets, through the all-time WWII classics; all you need to create a truly masterpiece out of your scale aircraft engine.

#### Contents:

\*Me 262 Jumo 004B / *Javier López de Anca*  
\*Salmon 9Z / *Chema Martínez*  
\*Nakajima HA-109 (Ki-44-II Hei Shoki)  
*Mario Gabas*

\*UH-1Y / *Michal Dostal*  
\*General Electric J79-GE-19 / *Otto Droblik*  
\*Rolls Royce Merlin Serie 60 / *Diego Quijano*

## A.MIG-5204

ISSUE 4 – BASE COLORS  
TWA N° 4 - *Colores base*

The Weathering Aircraft



### BASE COLORS

The Weathering Aircraft, your publication of choice focusing on painting and weathering techniques for aircraft models. In this issue, we will show you how to work with the typical greens and grays, both key components of the majority of military camouflages. We will also explore bright colors such as yellow and red, as well as difficult tones like black. Several examples in a variety of different finishes are included: from planes used for air shows and kept in near mint condition, to well-worn machines ravaged by the effects of use and time. You will learn how to use the most appropriate base color depending on the specifics of each model, and explore working with different techniques and products. From the more traditional techniques to the latest innovations; all examples are clearly explained through detailed step by step articles by some of the finest modelers in the world.

#### Contents:

\*Putting the horse before the cart / *Olivier Soulleys*  
\*F-117 Nighthawk Seok / *Joo Lee*  
\*BF-109 F-4 / *Philippe Rodger*  
\*HAWK T1 The Red Arrows / *Andy Brown*  
\*GRUMMAN F-14B TOMCAT / *Massimo Busolini*

\*ZERO FIGHTER Model 21 / *Yang Yu Pei*  
\*HORTEN 229 / *Julio Fuente Díaz*  
\*LOCKHEED P38J LIGHTNING / *Jamie Haggo*  
\*STARFIGHTER N-1 / *Alex Hernández*



## A.MIG-5205

ISSUE 3 – METALLIC  
TWA Nº 5 - Metálicos  
The Weathering Aircraft



## METALLICS

The Weathering Aircraft, your publication of choice focusing on painting and weathering techniques for aircraft models. In this issue, we will show you how to create realistic metallic finishes. Although these attractive surfaces can be a bit intimidating at first, we are going to show you tips and tricks as well as painting and weathering techniques and products that will make your life much easier when dealing with the dreaded metallic paints. Several examples in a variety of different finishes are included: from planes kept in near mint condition, to well-worn machines ravaged by the effects of use and time. You will be surprised how these paints can withstand a good deal of weathering techniques and products. All examples, as is the norm with TWM, are clearly explained through detailed step by step articles by some of the finest modelers in the world.

### Contents:

\*P-51D Mustang / Ralph Riese

\*Boeing 767 / Marco Preto

\*Mig-15 Fagot / Manuel Gil

\*BF-109G Kurt Gabler III/JG 300  
Tomas de la Fuente

\*Aerial Hunter Killer / Julio Fuente

\*Nakajima Ki-44 / Mario Gabas

\*E.E Lightning F.3 / Jamie Hagg

## A.MIG-5206

ISSUE 6 – CAMOUFLAGE  
TWA Nº 5 - Camuflaje  
The Weathering Aircraft



## CAMOUFLAGE

The sixth issue of The Weathering Aircraft focuses on painting and weathering techniques for aircraft models. The color of the aircraft is certainly one of the main factors when we decide upon our next project. It is for this reason we have selected this subject, and instructed our contributors to work on it, explaining how to paint some of the most attractive camouflage schemes in great detail, which will allow you to build eye-catching and appealing models. Throughout these pages you will learn different techniques, from creating our own masking, to doing a whole camouflage scheme using decals. In addition, we will also see decorations as diverse as the flashy WWI lozenge patterns or today's sophisticated digital camouflage schemes. As always, this magazine explains with detailed "step by step" articles, how to perform every technique as illustrated through high quality photos and concise descriptions by some of the finest modelers in the world. Printed on high quality glossy paper, TWA is a collectible resource packed with useful techniques and inspiration.

### Contents:

\*V-2 / Javier López de Anca

\*Ju88 A4 / Alex Hernández

\*SBD-5 Dauntless / Matt McDougall

\*SU-33 Flanker D / Otto Drobik

\*F/A-18F Super Hornet / Victor Costa

\*Viggen / Jang Hong Hwan

\*PFLAZ D.XII / Chema Martinez

\*Camouflage Louzange / Diego Quijano

## A.MIG-5207

ISSUE 7 – INTERIORS  
TWA Nº 7 - Interiores  
The Weathering Aircraft



## INTERIORS

Introducing The Weathering Aircraft, your publication of choice focused on painting and weathering techniques for aircraft models, launches its seventh issue. We should not overlook interiors, so we have decided to show you how to paint and weather cockpits, wheel and electronics bays, and radio compartments. Contrary to what many people believe, interiors generally do not sport many bright colored parts, so we will have to learn which appropriate colors to use. As you might expect, these areas also show a fair amount of weathering effects, just as the rest of the aircraft, so we will see how to match the interiors to the finish of the exterior surfaces using different weathering techniques. We have selected various subjects as examples, ranging from WWI airplanes to spaceships, all clearly explained through detailed step by step articles by some of the finest modelers in the world.

### Contents:

\*TBA-1A Devastator / Diego Quijano

\*B-25 G-12 / Ricardo "Chicho" Abad

\*Pflad D.XII / Chema Martinez

\*Sikorsky H-34 / Yang Yu Pei

\*F/A-18C Hornet / Javier López de Anca

\*Focke Wulf FW-190 S-5 / Luis Antonio Reyes Lavín

\*Canberra B.62 / Rodolfo Melian

\*BF 109E Y 109G-6 / Aurelio Gimeno

\*Lavochkin LA-7 / Bera Karoly

\*Airspeed T-47 (Snowspeeder)

Javier López de Anca

\*Sukhoi SU-25UB / Massimo Busolini

## A.MIG-5208

ISSUE 8 – SEAPLANES  
TWA Nº 8 - Hidroaviones  
The Weathering Aircraft



## SEAPLANES

The Weathering Aircraft Magazine, your publication of choice entirely focused on painting and weathering techniques for aircraft models, launches its eighth issue. This time we focus in how to paint, weather, and mimic water effects on this unique class of aircraft, seaplanes. For this we will show you different techniques used to simulate chipped paint, salt residue, rust, and accumulations of dirt and algae. All types of paints and products are used: filters, washes, nature effects, pigments, chipping fluids... everything necessary to achieve a variety of different finishes. We even have an article devoted to representing water itself, an essential element that we must master when working with this type of planes. As always, this magazine explains with detailed "step by step" articles, how to create the details and effects of an operative seaplane as illustrated through high quality photos and concise descriptions by some of the finest modelers in the world.

### Contents:

\*Douglas TBS-1A Devastator Floatplane

Diego Quijano

\*Consolidated PBV-5 Catalina / Julio Fuente

\*Mitsubishi F1M2 / Yang Yu Pei

\*Fairley Sworfish MK.1 / Olivier Soulleys

\*"You've Got Mail" Beriev Be 12 Chaika

Jamie Hagg

\*Antonov AN2 Colt / Alex Fernández

\*How To Use Arctic Waters / Jorge Porto



# PANZER ACES MAGAZINE



PANZ-0051

PANZ-0052

PANZ-0053

PANZ-0054

PANZ-0055

PANZ-0056



EURO-0006

EURO-0010



EURO-0014



EURO-0004

EURO-0008

EURO-0012





# AUXILIARY PRODUCTS

*Productos auxiliares*

## A.MIG-2000

**ACRYLIC THINNER**  
*Diluyente para acrílicos*  
60 mL

Water based thinner specifically designed for use with Ammo acrylics, but compatible with other acrylic brands as well. Non-toxic and odorless.



## A.MIG-2001


**CLEANER**  
*Limpiador*  
100 mL

Cleaning solution designed for removing acrylics from brushes and airbrushes. Non-toxic.



## A.MIG-2010

**SCRATCHES EFFECTS**  
*Efectos de rozaduras*  
Odorless fluid to create Scratches Effects  
35 mL



## A.MIG-2011

**HEAVY CHIPPING EFFECTS**  
*Efectos de desconchado*  
Odorless fluid to create Heavy Chipping Effects  
35 mL



## A.MIG-2012

**SAND & GRAVEL GLUE**  
*Adhesivo para grava y arena*  
Glue for different materials such gravel, sand, stones.  
100 mL



## A.MIG-2015

**WET EFFECTS**  
*Efectos de humedad*  
Special semi-glossy liquid to create wet effects and water.  
35 mL



## A.MIG-2018

**ENAMEL OUDERLESS THINNER 35ML**  
*Diluyente para esmaltes inoloro 35ml*  
Perfect enamel thinner for weathering effects  
35 mL

Our odorless thinner is specifically designed for use with Ammo Washes and Effects allowing you the greatest flexibility to create any density of effect. Jar of 35 mL.



## A.MIG-2019

**ENAMEL OUDERLESS THINNER 100ML**  
*Diluyente para esmaltes inoloro 100ml*  
Perfect enamel thinner for weathering effects  
100 mL

Our odorless thinner is specifically designed for use with Ammo Washes and Effects allowing you the greatest flexibility to create any density of effect. Jar of 100 mL.





**A.MIG-2017**

TRANSPARATOR 60 ML

*Transparator 60ml*

Product to thin acrylic paints in semitransparent coats  
60 mL jar

Water based thinner specifically designed for use with Ammo acrylics, also compatible with other acrylic brands as well. This is the necessary product for painting semi-transparent acrylic coats with brush or airbrush easily without changing the quality and finish of paint.

**A.MIG-2016**

TRANSPARATOR 17 ML

*Transparator 17ml*

Product to thin acrylic paints in semitransparent coats  
17 mL jar

Water based thinner specifically designed for use with Ammo acrylics, also compatible with other acrylic brands as well. This is the necessary product for painting semi-transparent acrylic coats with brush or airbrush easily without changing the quality and finish of paint.



# BURNISHING PRODUCTS

*Productos para metales***A.MIG-2020**

ENAMEL OUDERLESS THINNER 35ML

*Fluido para oxidar orugas metálicas 35ml*

Perfect enamel thinner for weathering effects  
100 mL

Burnishing agent for white metal tracks of any brand. In just few minutes you can blacken metallic tracks in a realistic dark rust color. The result is also matt, durable, and permanent so it is the perfect base for later treatments with pigments or paints.

**A.MIG-2021**

PHOTOETCH BURNISHING FLUID

*Fluido para oxidar fotografados*

Burnishing agent for photoetch  
100 mL

Burnishing agent for photo etch parts and brass barrels. Instant blackening for turned brass barrels and photo etch within about 3-5 minutes. Photo etch Burnishing Fluid also blackens tin solder used for soldering Photo-etch for a uniform effect.





# VEGETATION

Vegetación



AMMO offers a wide range of hyper-realistic products to help the modeller represent natural environments and details quickly and easily Nature: for vignettes, dioramas, or simply detailing our kits with a final touch of reality. A wide range of options are available with AMMO's 3 main lines of Vegetation products:

**-Leaves:** Laser Cut scale leaves in painted paper. Perfect to add a final touch of realism to all genre of modelling in most common scales. Up to 300 leaves included per package.

**-Plants:** Highly detailed laser cut paper plants. Accurately add realistic vegetation to ground work, dioramas, vignettes, and figure displays. Ideal for adding realistic and versatile vegetation details.

**-Grass Mats:** This innovative product represents terrain in a realistic way, including scrub brush, earth, vegetation, and common colors in each landscape. You can use it directly as a base for vehicles or figures without the need for painting. You can also cut through easily with scissors and adapt to roads and path shapes to create great scenarios and dioramas. Dimensions 230 x 130 mm.

Each Vegetation Product can easily be placed with white glue, and simply cut to the ideal size, making these products optimal for scales 1:48, 1:35, and 1:32.



AMMO ofrece una amplia gama de productos hiperrealistas para ayudar al Modelista a representar paisajes naturales de manera rápida y sencilla en dioramas, viñetas o sencillamente detallando nuestras piezas con un toque final de realismo. Para ello AMMO tiene tres líneas principales de productos de Vegetación:

**-Hojas:** hojas de papel pintado cortadas a laser. Perfectas para añadir ese toque final de realismo a todo tipo de maquetas. Más de 300 hojas por paquete.

**-Plantas:** Hiper detalladas plantas de papel cortadas a laser. Perfectas para añadir vegetación realista a los terrenos en dioramas, viñetas o peanas de figuras. Suponen un añadido realista y versátil en nuestros trabajos.

**-Matojos de hierba:** innovador producto para representar terrenos de la manera más realista, incluyendo la hierba, matorros, tierra, vegetación de todo tipo y los colores de numerosos tipos de paisajes. Se pueden usar directamente como base para un vehículo o figuras sin necesidad de pintar. También se pueden cortar con tijeras para adaptar a las formas del terreno y crear increíbles escenarios y dioramas. Dimensiones 230 x 130 mm.

Cada producto de vegetación puede ser pegado fácilmente con un poco de cola blanca y recortando al tamaño deseado. Estos productos son ideales para las escalas 1:48, 1:35, and 1:32.

## A.MIG-8400

MAPLE – AUTUMN  
Arce - Otoño

Super realistic maple leaves

Autumn maple leaves made of printed paper cut by laser, super realistic and in high detail. Perfect to add a final touch of realism to your diorama, vehicles or figures. Easy to paste with a Little bit of White glue. Their size makes them optimum to scales 1:48, 1:35 or 1:32.



## A.MIG-8401

OAK – AUTUMN  
Roble - Otoño

Super realistic autumn oak leaves

Autumn oak leaves made of printed paper cut by laser, super realistic and in high detail. Perfect to add a final touch of realism to your diorama, vehicles or figures. Easy to paste with a Little bit of White glue. Their size makes them optimum to scales 1:48, 1:35 or 1:32.



## A.MIG-8402

OAK - DRY LEAVES  
Roble - Hojas secas

Super realistic dry oak leaves

Dry oak leaves made of printed paper cut by laser, super realistic and in high detail. Perfect to add a final touch of realism to your diorama, vehicles or figures. Easy to paste with a Little bit of White glue. Their size makes them optimum to scales 1:48, 1:35 or 1:32.



## A.MIG-8403

OAK - DECAYING LEAVES  
Roble - Hojas caídas

Super realistic decaying oak leaves

Decaying oak leaves made of printed paper cut by laser, super realistic and in high detail. Perfect to add a final touch of realism to your diorama, vehicles or figures. Easy to paste with a Little bit of White glue. Their size makes them optimum to scales 1:48, 1:35 or 1:32.





### A.MIG-8404

LIME - AUTUMN  
Tilo - Otoño

Super realistic lime leaves

Lime leaves made of printed paper cut by laser, super realistic and in high detail. Perfect to add a final touch of realism to your diorama, vehicles or figures. Easy to paste with a Little bit of White glue. Theirs size makes them optimum to scales 1:48, 1:35 or 1:32.



### A.MIG-8405

LIME - DRY LEAVES  
Tilo - Hojas secas

Super realistic dry lime leaves

Dry lime leaves made of printed paper cut by laser, super realistic and in high detail. Perfect to add a final touch of realism to your diorama, vehicles or figures. Easy to paste with a Little bit of White glue. Theirs size makes them optimum to scales 1:48, 1:35 or 1:32.



### A.MIG-8406

BIRCH - AUTUMN  
Abedul - Otoño

Super realistic birch leaves

Birch leaves made of printed paper cut by laser, super realistic and in high detail. Perfect to add a final touch of realism to your diorama, vehicles or figures. Easy to paste with a Little bit of White glue. Theirs size makes them optimum to scales 1:48, 1:35 or 1:32.



### A.MIG-8407

BIRCH - DRY LEAVES  
Abedul - Hojas secas

Super realistic dry birch leaves

Dry birch leaves made of printed paper cut by laser, super realistic and in high detail. Perfect to add a final touch of realism to your diorama, vehicles or figures. Easy to paste with a Little bit of White glue. Theirs size makes them optimum to scales 1:48, 1:35 or 1:32.



### A.MIG-8408

TROPICAL LEAVES  
Hojas tropicales

Super realistic tropical leaves

Tropical leaves made of printed paper cut by laser, super realistic and in high detail. Perfect to add a final touch of realism to your diorama, vehicles or figures. Easy to paste with a Little bit of White glue. Theirs size makes them optimum to scales 1:48, 1:35 or 1:32.



### A.MIG-8409

TROPICAL LEAVES (VERSION 2)  
Hojas tropicales (versión 2)

Super realistic tropical leaves

Tropical leaves made of printed paper cut by laser, super realistic and in high detail. Perfect to add a final touch of realism to your diorama, vehicles or figures. Easy to paste with a Little bit of White glue. Theirs size makes them optimum to scales 1:48, 1:35 or 1:32.



### A.MIG-8410

EUROPEAN MIXTURE - DRY LEAVES  
Mezcla europea - Hojas secas

Super realistic European leaves

European leaves made of printed paper cut by laser, super realistic and in high detail. Perfect to add a final touch of realism to your diorama, vehicles or figures. Easy to paste with a Little bit of White glue. Theirs size makes them optimum to scales 1:48, 1:35 or 1:32.



### A.MIG-8450

FERN  
Helecho

Laser Cut Fern

Super realistic and high detailed laser cut fern. These fern are perfect to add a final touch of realism to your diorama, vehicles or figures. Theirs size makes them optimum to scales 1:48, 1:35 or 1:32.





## A.MIG-8451

### MARSH MARIGOLD *Calendula del pantano*

Laser cut marsh marigold

Super realistic and high detailed laser cut marsh marigold flowers. These marsh marigold are perfect to add a final touch of realism to your diorama, vehicles or figures. Their size makes them optimum to scales 1:48, 1:35 or 1:32.



## A.MIG-8452

### JUNGLE LEAVES *Hojas de jungla*

Super realistic laser cut jungle leaves

Super realistic and high detailed laser cut jungle leaves. These leaves are perfect to add a final touch of realism to your diorama, vehicles or figures. Their size makes them optimum to scales 1:48, 1:35 or 1:32.



## A.MIG-8453

### TROPICAL FERN *Helechos tropicales*

Super realistic laser cut tropical fern

Super realistic and high detailed laser cut tropical fern. These fern are perfect to add a final touch of realism to your diorama, vehicles or figures. Their size makes them optimum to scales 1:48, 1:35 or 1:32.



## A.MIG-8454

### GROUND PALMS *Palmeras rastreras*

Super realistic laser cut ground palms

Super realistic and high detailed laser cut ground palms. These palms are perfect to add a final touch of realism to your diorama, vehicles or figures. Their size makes them optimum to scales 1:48, 1:35 or 1:32.



## A.MIG-8455

### HART'S TONGUE *Helecho seco*

Super realistic laser cut Hart's Tongue plants

Super realistic and high detailed paper laser cut Hart's Tongue. 18 plants included. These plants are perfect to add a final touch of realism to your diorama, vehicles or figures. The size makes them optimum for scales 1:48, 1:35, and 1:32.



## A.MIG-8456

### COMMON SEDGE *Matojo común*

Super realistic laser cut Common Sedge plants

Super realistic and high detailed paper laser cut Common Sedge. 18 plants included. These plants are perfect to add a final touch of realism to your diorama, vehicles or figures. The size makes them optimum for scales 1:48, 1:35, and 1:32.



## A.MIG-8457

### DRY FERN *Planta de hoja lanceada*

Super realistic laser cut Dry Fern plants

Super realistic and high detailed paper laser cut Dry Fern. 18 plants included. These plants are perfect to add a final touch of realism to your diorama, vehicles or figures. The size makes them optimum for scales 1:48, 1:35, and 1:32.



## A.MIG-8458

### SUNFLOWERS *Girasoles*

Super realistic laser cut Sunflowers for dioramas

Super realistic and highly detailed paper laser cut Sunflowers. 18 plants included. These plants are perfect to add a final touch of realism to your diorama, vehicles, or figures. The size makes them optimum for scales 1:48, 1:35, and 1:32. The different pieces for each plant allow us add volume to obtain a perfect Sunflower in scale.





### A.MIG-8459

#### SCI-FI PLANTS

*Plantas de ciencia ficción*

Super realistic laser cut sci-fi plants for dioramas

Super realistic and high detailed paper laser cut sci-fi plants. These plants are perfect to add a final touch of realism to your diorama, vehicles or figures. The size makes them optimum for scales 1:48, 1:35, and 1:32.



### A.MIG-8460

#### MEADOW FLOWERS MIX COLORS

*Flores de prado mezcla colores*

Super realistic laser cut Meadow Flowers for dioramas

Super realistic and high detailed laser cut Meadow Flowers. These palms are perfect to add a final touch of realism to your diorama, vehicles or figures. Their size makes them optimum to scales 1:48, 1:35 or 1:32.



### A.MIG-8461

#### JUNGLE LEAVES (VERSION 2)

*Hojas de jungla (versión 2)*

Super realistic laser cut jungle leaves

Super realistic and high detailed laser cut jungle leaves. These leaves are perfect to add a final touch of realism to your diorama, vehicles or figures. Their size makes them optimum to scales 1:48, 1:35 or 1:32.





## A.MIG-8350

### STONY STEPPE / *Estepa pedregosa*

Realistic ground with vegetation

This product represents a stony steppe in a realistic way, including bush, rocks, earth and usual colors in this landscape.



## A.MIG-8351

### STONY MOUNTAIN GROUND

#### *Suelo de montaña pedregosa*

Realistic ground with vegetation

This product represents a stony mountain ground in a realistic way, including bush, rocks, earth and usual colors in this landscape.



## A.MIG-8352

### PINEWOOD FOREST BASE / *Suelo de pinar*

Realistic ground with vegetation

This product represents a pinewood forest ground in a realistic way, including bush, rocks, earth and usual colors in this landscape.



## A.MIG-8353

### SPRING STEPPE / *Estepa primaveral*

Realistic ground with vegetation

This product represents a spring steppe ground in a realistic way, including bush, rocks, earth and usual colors in this landscape.



## A.MIG-8354

### TURFS LIGHT GREEN / *Pastos de hierba seca*

Realistic ground with vegetation

This product represents somewhat dry turfs in a realistic way, including earth, vegetation and usual colors in this landscape.



## A.MIG-8355

### TURFS MIDDLE GREEN / *Pastos de verde medio*

Realistic ground with vegetation

This product represents green and wet turfs in a realistic way, including earth, vegetation and usual colors in this landscape.



## A.MIG-8356

### TURFS - SMALL MIXTURE

#### *Pastos mezclas de hierbas cortas*

Realistic ground with vegetation. Realistic ground with vegetation

This product represents short cut turfs in a realistic way, including earth, vegetation and usual colors in this landscape.



## A.MIG-8357

### AUTUMN TURFS / *Pastos otoñales*

Realistic ground with vegetation

This product represents autumn turfs in a realistic way, including earth, vegetation and usual colors in this landscape.



## A.MIG-8358

### STONY MOUNTAIN - SPRING

#### *Suelo de montaña - Primavera*

Realistic ground with vegetation

This product represents a stony mountain ground in the in a realistic way, including bush, earth, vegetation and usual colors in this landscape.



## A.MIG-8359

### SMALL BUSHES - AUTUMN

#### *Arbusto pequeños - Otoño*

Realistic ground with small grass mats

This product represents small bushes in Autumn colors.



## A.MIG-8360

### SMALL BUSHES - SPRING

#### *Arbusto pequeños - Primavera*

Realistic ground with small grass mats

This product represents small bushes in Spring colors.



## A.MIG-8361

### WILD MEADOW GROUND / *Tierra salvaje*

Realistic ground with vegetation

This product represents wild headrow ground in a realistic way, including earth, vegetation and usual colors in this landscape.





# ACCESSORIES

## Accesorios

### A.MIG-8001

#### WORKBENCH ORGANIZER / Organizador de pintura

The easiest way to organize paints and brushes in your workbench for the specific requirements of each project. Workbench Organizer includes 12 holes for brushes, 21 spaces for 17 mL acrylic jars (25 mm width) and 17 holes for 35 and 60 mL jars (35 mm width).  
Dimensions: 14.5 cm (depth) x 9.5 cm (tall) x 40 cm (high) Easy to assembled in just few second. Lacqued in white color.



### A.MIG-8002

#### MINI WORKBENCH ORGANIZER / Mini organizador de pintura

The most convenient way to organize the paints and brushes with which we are working at the time. This small organizer allows us to put 5 jars with which we are going without the risk of rolling over, either 17 or 35 mL interchangeably. It also allows you to place a plastic cup or bottle of 100 mL and 10 brushes. Its small size makes it perfect to help paint anywhere no matter how small the space available is. A perfect solution also for travel or modeling meetings.



### A.MIG-8005

#### 17 mL AMMO STORAGE SYSTEM

#### Sistema de almacenaje ammo para botes de 17 ml

Shelves optimized to store 60 cans of 17 mL in the smallest possible space. The bottles are stored at an angle minimizing its size and allows us to find our colors at a glance. Size 40 x 30 x 6.5 cm. It can be placed on a table or hung on the wall. Easy to assemble in minutes. Requires white glue not included.



### A.MIG-8006

#### 35 mL AMMO STORAGE SYSTEM

#### Sistema de almacenaje Ammo para botes de 35 ml

Shelves optimized to store 45 cans of 35 mL in the smallest possible space. The bottles are stored at an angle minimizing its size and allows us to find our colors at a glance. Size 40 x 30 x 6.5 cm. It can be placed on a table or hung on the wall. Easy to assemble in minutes. Requires white glue not included.



### A.MIG-8014

#### TAMIYA/MR COLOR AMMO STORAGE SYSTEM

#### Sistema de almacenamiento ammo para Tamiya / Mr Color

Storage for 54 bottles of 34 mm wide

Shelves optimized to store 54 individual jars of Tamiya / Mr Color style 10ml (1/3 oz), 34 millimeters wide bottles in the smallest possible space. The bottles are stored at an angle minimizing its size and allows us to find our colors at a glance. Size 40 x 30 x 6.5 cm. It can be placed on a table or hung on the wall. Made of Wooden fiber, it is easy to assemble in minutes. Requires white glue not included.



### A.MIG-8020

#### OILBRUSHER ORGANIZER / Sistema de almacenamiento para oilbrushes

Storage for 21 jars of AMMO Oilbrusher

The easiest way to organize our range of Oilbrushers in your workbench for the specific requirements of each project. Oilbrushers Workbench Organizer includes 21 spaces for Oilbrushers 10 mL jars.

Dimensions: 9 cm (depth) x 20 cm (tall) x 11 cm (high).  
Easy to assemble in just few seconds. Lacqued in white color.  
White glue needed not included.





## A.MIG-8003

### STAINLESS STEEL PAINT MIXERS

*Stainless steel paint mixers*

This set includes more than 80 stainless steel balls perfect for use as agitators in any paint. Add a pair to your jars and paint work will be much easier, faster, and effective. To make a paint reach its optimum performance, it is necessary that all components are thoroughly mixed. Valid for acrylics, lacquers, enamels and any other type of liquid paint. Will not rust or alter the color.



## A.MIG-8004

### SPARE JARS FOR MIXES

*Botes sueltos para mezclas*

Save your paint mixtures in these jars easily and effectively. The pack contains 4 boxes of 17 mL ready to use. Each jar includes a steel agitator to help mix the colors and a dispenser for easy use.



## A.MIG-8013

### SLOW DRY CYANOACRYLATE

*Cianoacrilato de secado lento*

Fluid and Long lasting shelf life Cyanoacrylate

Highest quality and Long life cyanoacrylate glue, excellent long lasting shelf life. Dry time allows additional seconds to apply and glue. It takes an hour when you have some drops in a pallet. It is very fluid and can flow by capillarity through seams and joints. Just apply a few drops of glue on one of the pieces to be joined. Apply pressure for 3 to 10 seconds.



## A.MIG-8012

### CAMOUFLAGE MASKING PUTTY

*Masilla de enmascaramiento de camuflajes*

80 grams of high quality masking putty in metallic jar

Webshop only.

Universal Masking agent for all genre and scales. Specially designed formula for multiple uses and easy clean up. Camouflage Masking Putty easily conforms to all surfaces and details, allowing for both hard and soft edge camouflages. Camouflage Masking Putty is specially designed to leave NO residue on surfaces. It is also very easy to remove. From camouflage patterns both simple and complex, to practical applications such as masking canopies and road wheels, A.MIG-8012 is one of the most advanced masking options available.



## A.MIG-2025

### EXTRA THIN CEMENT

*Pegamento extrafino*

30 mL Quick glue for polystyrene plastic



## A.MIG-8016

### RIGGING - SUPER FINE 0.01 MM

*Aparejos - Super fino 0.01mm*

Elastic and easy to use Rigging for kits. 2 meters. 0.01 mm wide

SUPER FINE 0.01 mm is ideal for standard 1:48th & 1:32nd scale subjects.



## A.MIG-8017

### RIGGING - MEDIUM FINE 0.02 MM

*Aparejos - Fino intermedio 0.02mm*

Elastic and easy to use Rigging for kits. 2 meters. 0.02 mm wide

MEDIUM FINE 0.02 mm is ideal for standard 1:48th & 1:32nd scale subjects.



## A.MIG-8018

### RIGGING - FINE 0.03 MM

*Aparejos - Fino 0.03mm*

Elastic and easy to use Rigging for kits. 2 meters. 0.03 mm wide

FINE 0.03 mm is ideal for standard 1:72nd & 1:48th scale subjects.





**AMMO** Premium Marta Kolinsky**NEW****A.MIG-8600**

5/0 PREMIUM MARTA KOLINSKY ROUND BRUSH / Pincel premium de marta Kolinsky redondo 5/0

**A.MIG-8601**

2/0 PREMIUM MARTA KOLINSKY ROUND BRUSH / Pincel premium de marta Kolinsky redondo 2/0

**A.MIG-8602**

1 PREMIUM MARTA KOLINSKY ROUND BRUSH / Pincel premium de marta Kolinsky redondo 1



**AMMO** Premium Marta Kolinsky

**AMMO** Synthetic Round Brush**A.MIG-8610**

5/0 SYNTHETIC ROUND BRUSH / Pincel sintético redondo 5/0

**A.MIG-8611**

3/0 SYNTHETIC ROUND BRUSH / Pincel sintético redondo 3/0

**A.MIG-8612**

2/0 SYNTHETIC ROUND BRUSH / Pincel sintético redondo 2/0

**A.MIG-8613**

1 SYNTHETIC ROUND BRUSH / Pincel sintético redondo 1

**A.MIG-8614**

2 SYNTHETIC ROUND BRUSH / Pincel sintético redondo 2

**A.MIG-8615**

4 SYNTHETIC ROUND BRUSH / Pincel sintético redondo 4

**A.MIG-8616**

6 SYNTHETIC ROUND BRUSH / Pincel sintético redondo 6

**AMMO** Synthetic Flat Brush**A.MIG-8620**

4 SYNTHETIC FLAT BRUSH

Pincel sintético plano 4

**A.MIG-8621**

6 SYNTHETIC FLAT BRUSH

Pincel sintético plano 6

**A.MIG-8008**

ALUMINIUM PALLET (6 WELLS)

Paleta de aluminio (6 pocillos)

**A.MIG-8009**

ALUMINIUM PALLET (10 WELLS)

Paleta de aluminio (10 pocillos)

It is resistance to all types of paints and chemicals making this a fundamental tool ideal for the workbench of any modeller.





## A.MIG-8022

### BRUSH ORGANIZER

*Organizador de pinceles*

Dimensions: 8 cm (depth) x 20,5 cm (width) x 10 cm (height)

A useful bullet-shaped brush and tool organizer, perfectly sized for your workbench, provides access to your favorite modeling tools easily every time. The organizer features 25 storage slots with a 6mm diameter, 27 of 8mm and 7 of 11mm. This allows you to organize a wide range of necessary modeling items from blades and scissors to brushes and tools of various shapes and sizes. This laser-cut organizer ships unassembled, and is easily assembled with white glue (not included). The organizer has a symmetrical shape, enabling you to join two modules to create a larger storage unit. For example: one side for brushes reserved for acrylic paints and the other for those used with enamels and oils; or one section for brushes and the other for tools.



NEW



## A.MIG-8159

### ACRYLIC RACK FOR 180 COLORS

Free on orders for 180 items x6 jars each

*Estantería acrílica para 180 colores, gratis para pedidos de 180x6 artículos*

## A.MIG-8160

### ACRYLIC RACK FOR 180 COLORS (FULL)

*Estantería acrílica para 180 colores (lleno)*

AMMO 17 mL Racks are stackable. You can add as much modules for 45 items as you want.

- 1st: select the 17 mL products you want (marked as 17 mL in this Excel sheet).
- 2nd: add x6 to each of your selected products.
- 3rd: obtain racks for your selected products for free.



NEW

## A.MIG-8161

### ACRYLIC RACK MODULE FOR 45 COLORS

Free on orders for 180 items x6 jars each

*Módulo de estantería acrílica para 45 colores*


## A.MIG-8162

### ACRYLIC RACK FOR 45 COLORS (FULL)

*Módulo de estantería acrílica para 45 colores (lleno)*

AMMO 17 mL Racks are stackable. You can add as much modules for 45 items as you want.

- 1st: select the 17 mL products you want (marked as 17 mL in this Excel sheet).
- 2nd: add x6 to each of your selected products.
- 3rd: obtain racks for your selected products for free.



NEW



**A.MIG-8154****OILBRUSHERS DISPLAY / Sistema de almacenamiento para oilbrushers***(20 Oilbrushers x 4 pics each)*

This 20 OILBRUSHER COLLECTION includes the most common shades used in scale models, avoiding unnecessary tones that would remain otherwise mostly unused on the bench. Painting with oils has never been so fun and simple. OILBRUSHER is your oil paint with built-in applicator brush; a unique and exclusive AMMO product.

Colors included:

A.MIG-3500 BLACK, A.MIG-3501 WHITE, A.MIG-3502 AMMO YELLOW, A.MIG-3504 DARK BLUE, A.MIG-3505 OLIVE GREEN, A.MIG-3506 FIELD GREEN, A.MIG-3507 DARK GREEN, A.MIG-3508 DARK MUD, A.MIG-3509 MEDIUM GREY, A.MIG-3510 RUST, A.MIG-3511 RED PRIMER, A.MIG-3512 DARK BROWN, A.MIG-3513 STARSHIP FILTH, A.MIG-3514 EARTH, A.MIG-3515 OCHRE, A.MIG-3516 DUST, A.MIG-3517 BUFF, A.MIG-3518 SUNNY FLESH, A.MIG-3519 LIGHT FLESH, A.MIG-3520 BASIC FLESH.

**A.MIG-8163****OILBRUSHERS DISPLAY VOL.2 / Sistema de almacenamiento para oilbrushers Volumen 2***(20 Oilbrushers x 4 pics each)*

This 20 OILBRUSHER COLLECTION includes the most common shades used in scale models, avoiding unnecessary tones that would remain otherwise mostly unused on the bench. Painting with oils has never been so fun and simple. OILBRUSHER is your oil paint with built-in applicator brush; a unique and exclusive AMMO product.

Colors Included:

A.MIG-3503 RED, A.MIG-3521 YELLOW BONE, A.MIG-3522 MEDIUM SOIL, A.MIG-3523 DUSTY EARTH, A.MIG-3524 EARTH CLAY, A.MIG-3525 RED TILE, A.MIG-3526 SPACE PURPLE, A.MIG-3527 MARINE BLUE, A.MIG-3528 SKY BLUE, A.MIG-3529 MECHA LIGHT GREEN, A.MIG-3530 WEED GREEN, A.MIG-3531 MECHA DARK GREEN, A.MIG-3532 STARSHIP SLUDGE BAY, A.MIG-3533 RAPTOR SHUTTLE TURQUOISE, A.MIG-3534 SUMMER SOIL, A.MIG-3535 GUN METAL, A.MIG-3536 STEEL, A.MIG-3537 ALUMINIUM, A.MIG-3538 SILVER, A.MIG-3539 GOLD.

**A.MIG-8155****ONE SHOT PRIMER FULL RACK / Sistema de almacenamiento para imprimadores One Shot***3 One Shot Primers 60mL x 8 pcs. each*

The definitive primer solution that covers in one layer, formulated for every kind of surface, water-soluble, with high gripping power and sandable.

**A.MIG-8156****EXTRA THIN CEMENT FULL DISPLAY (25 pcs) / Caja entera de pegamento extrafino (25 unid.)***30 mL Quick glue for polystyrene plastic. x 25 pcs. each*

Cardboard display case for 25 Extra Thin Cement jars.

Extra thin and quick glue for polystyrene plastic. Apply the cement to the joint and it will draw itself into the gap by capillary action. Completely dries in 10 minutes. Each jar is 30 mL.





## A.MIG-2050

### ULTRA-MATT LUCKY VARNISH *Ultra-mate Lucky Varnish*

Acrylic professional varnish. 60mL jar

Flat medium/varnish for all kinds of acrylic paints. Guarantees 100% flat finishes. This varnish can be used in two different ways:

- used straight from the jar as a regular varnish after painting to achieve a dead flat finish.
- it can also be used as a flat medium by adding it to acrylic paints.



## A.MIG-2051

### MATT LUCKY VARNISH *Mate Lucky Varnish*

Acrylic professional varnish. 60mL jar

These acrylic varnishes will allow you to get the best results with both brush and airbrush in a very simple manner. It must be used in thin layers, and can be applied directly from the jar without thinning for a perfect finish. When used through the airbrush, we recommend spraying 6 inches (15 cm) away from the surface. It is non-toxic and odorless, and dries completely in 24 hours.



## A.MIG-2052

### SATIN LUCKY VARNISH *Satinado Lucky Varnish*

Acrylic professional varnish. 60mL jar

These acrylic varnishes will allow you to get the best results with both brush and airbrush in a very simple manner. It must be used in thin layers, and can be applied directly from the jar without thinning for a perfect finish. When used through the airbrush, we recommend spraying 6 inches (15 cm) away from the surface. It is non-toxic and odorless, and dries completely in 24 hours.



## A.MIG-2053

### GLOSSY LUCKY VARNISH *Brillante Lucky Varnish*

Acrylic professional varnish. 60mL jar

These acrylic varnishes will allow you to get the best results with both brush and airbrush in a very simple manner. It must be used in thin layers, and can be applied directly from the jar without thinning for a perfect finish. When used through the airbrush, we recommend spraying 6 inches (15 cm) away from the surface. It is non-toxic and odorless, and dries completely in 24 hours.



## A.MIG-8157

### LUCKY VARNISH DISPLAY *Caja entera de Lucky Varnish*

(4 Kind Lucky Varnish x 8 pils each)

The application of varnishes has always been the great challenge to all modellers. Many of us have found a disastrous end because of using incorrect varnishes with poor quality. And we don't have to forget that the process of varnishing is very important when we make models.

For the first time AMMO offers a complete and new varnish range that will allow the modeller to achieve success at any project. For these new varnishes we have developed new formulas over several years until being 100% sure that the modeller will always win the varnish game. Do not take any chances! Trust in the winning combination of the new LUCKY VARNISH. Only thus, the modeller can be sure that the result of his model will not depend on the randomness of any varnish. You can complete your collection to cover all the modelling areas, from aircraft finishes, civilian vehicles, tanks, robots or with the fabulous medium mate for figures.



# EXTRA THIN CEMENT

EXTRA THIN CEMENT FOR PLASTIC MODELS



- *Extra thin plastic cement.*
- *Very strong and fast adhesive, dries completely in 10 minutes.*
- *Longer hair brush for better and very precise application.*
- *Leaves no marks.*
- *Hold the parts together, apply the cement to the joint and it will draw itself into the gap by capillary action.*





# *the airbrush for modelers* **Aircobra**

**FEATURING ALL ATTRIBUTES  
REQUIRED TO PERFORM A  
WIDE RANGE OF TASKS WITH  
THE PRECISION REQUIRED FOR  
MODELING.**



## **STRENGTH** ♦

Durable, abrasion-resistant surfaces, and teflon o-rings that are easy to disassemble for quick cleaning makes the Aircobra a tough, long-lasting tool.

## **PRECISION** ♦

The 0.3mm needle is the correct size for most modeling tasks. This size is ideal for thin lines, all types of camouflage schemes, and general applications while avoiding the inherent fragility of smaller needle/nozzle configurations. If you have never used an airbrush before, these qualities make this airbrush the perfect choice. If you already have experience airbrushing, you'll find that the Aircobra is easy to maintain, lightweight, and precise.

## **TRADITION** ♦

Like the great American machines of the 50's and 60's, the Aircobra is built to last. All original components are available separately whenever you need quality replacements for your Aircobra.





**A.MIG-8625****AIRCOBRA AIRBRUSH / Aerógrafo Aircobra**

*The first AMMO airbrush specifically designed for modelers*

The airbrush is a modeler's most trustworthy companion. We can even say that it represents our creative spirit and is a reflection of our personality. AMMO has taken every aspect into consideration when designing a new airbrush. Modelers require a design that is capable of lasting a lifetime, is durable and efficient, robust as well as light, and that guarantees maximum performance without sacrificing a stylish and refined look. The need for these essential features is the origin of your new state-of-the-art airbrush, the AIRCOBRA. This model meets each of these critical requirements, making this the perfect tool for the discerning and demanding modeler. A refined and elegant piece of equipment with all the innovative advances of today's airbrushes, allowing you to spray any type of paint with great control and precision. The AIRCOBRA is made in the USA with 100% American materials, like the mighty and formidable classic cars of the 1950's and 60's which captivated the imagination of the world. All of this in a package inspired by the aesthetics of the golden age of the 1980's, when the word airbrush became synonymous with modernity among modelers and eventually emerged as a cultural icon of the hobby. We believe that the airbrush works of that decade represent the spirit of what today's modelers strive for. AMMO aspires to go back to the roots of quality as well as finish and aesthetics, of a country that has always been a leading force in the airbrush world.

It's time to stand out, to enjoy using a solid tool designed by the best airbrush experts in the US. The AIRCOBRA, like the great cars of old, will become a classic in your hands with each new model.

The first AMMO airbrush is specifically designed by modelers - for modelers. Featuring all attributes required to perform a wide range of tasks, with the precision required for modeling.

*Gravity Feed Double Action Airbrush*

*0.3mm nozzle. 5 ml (1/6 oz.) paint cup*

*PTFE (Teflon) seals*

*Long life material components*

*Controllable Spray Pattern Range: Technical Pencil Line 0.4 mm to 4.5 cm (.015" to 1.75")*

*Atomization Scale: ~90 micron*

*Comfortable Trigger*

*Reversible Spear Tip Guarded Air Cap for better airbrush performing and easier cleaning while in use*

*EasySet Trigger Range Adjustment*

*Air Hose Connection Size: 1/8*

*Useful with any kind of paint media (Acrylics, Enamels, Lacquers, Inks, Dyes, Urethanes, etc)*

**A.MIG-8626****AIRBRUSH NEEDLE / Aguja****A.MIG-8627****NOZZLE TIP (FLUID TIP) / Boquilla de pintura****A.MIG-8628****NOZZLE CAP (INNER AIR CAP) / Cabezal****A.MIG-8629****NOZZLE CAP GUARD / Boquilla de aire****A.MIG-8630****NEEDLE/NOZZLE REFURBISH KIT  
Kit aguja / boquilla de pintura****A.MIG-8631****NOZZLE BASE / Base de la boquilla****A.MIG-8632****NOZZLE BASE O-RING  
Junta tórica de la base de la boquilla****A.MIG-8633****NOZZLE BASE WRENCH / Llave para la base de la boquilla****A.MIG-8634****AIR VALVE CHAMBER / Cuerpo de la válvula de aire**



## A.MIG-8635

TRIGGER VALVE STEM  
*Vástago de la válvula del disparador*



## A.MIG-8636

TRIGGER VALVE SPRING  
*Muelle de la válvula del disparador*



## A.MIG-8637

AIR VALVE SEAL / O-RING  
*Junta de la válvula de aire / junta tórica*



## A.MIG-8638

AIR VALVE SCREW / *Rosca de la válvula de aire*



## A.MIG-8639

COMPLETE AIR VALVE ASSEMBLY  
*Set completo de la válvula de aire*



## A.MIG-8640

INNER SEAL SCREW AND PTFE NEEDLE BEARING  
*Junta de rosca interior y junta tórica de teflón*



## A.MIG-8641

AIRBRUSH TRIGGER / *Gatillo*



## A.MIG-8642

NEEDLE ALIGNMENT TUBE AND LEVER ASSEMBLY  
*Engaste de la aguja y conjunto de palanca*



## A.MIG-8643

NEEDLE TUBE SPRING / *Muelle de retroceso*



## A.MIG-8644

SPRING TENSION ADJUSTMENT SCREW  
*Rosca de ajuste de tensión del muelle*



## A.MIG-8645

NEEDLE LOCKING NUT / *Tornillo de retención de la aguja*



## A.MIG-8646

NEEDLE ALIGNMENT AND ADJUSTMENT ASSEMBLY  
*Conjunto de alineación y ajuste de la aguja*



## A.MIG-8647

GRAVITY FEED AIRBRUSH BODY  
*Cuerpo de aerógrafo de alimentación por gravedad*



## A.MIG-8648

AIRBRUSH HANDLE O-RING / *Junta tórica del mango*



## A.MIG-8649

TRIGGER STOP SET HANDLE, YELLOW GOLD  
*Mango con tope del gatillo*





## A.MIG-8650

TRIGGER STOP SET SCREW  
Set de rosca de tope del gatillo



## A.MIG-8651

TRIGGER STOP SET HANDLE AND SCREW  
Mango y rosca del tope del gatillo



## A.MIG-8652

PROTECTIVE NOZZLE COVER  
Cabezal protector de la boquilla



## A.MIG-8653

METAL COLOR CUP LID / Tapa metálica para la cazoleta



## A.MIG-8654

6 FOOT BRAIDED AIR HOSE 1/8 INCH X 1/4"  
Manguera de aire trenzada 1,8m 1/8" X 1/4"



## A.MIG-8655

10 FOOT BRAIDED AIR HOSE 1/8" X 1/4"  
Manguera de aire trenzada 3m 1/8" X 1/4"



## A.MIG-8656

6 FOOT BRAIDED AIR HOSE W/ MOISTURE TRAP  
Manguera de aire trenzada 1,8m con filtro de humedad



## A.MIG-8657

10 FOOT BRAIDED AIR HOSE W/ MOISTURE TRAP  
Manguera de aire trenzada 3m con filtro de humedad



## A.MIG-8658

IN-LINE MOISTURE TRAP / Filtro de humedad



## A.MIG-8659

8 FOOT QUICK DIS-CONNECT BRAIDED AIR HOSE  
Manguera trenzada de desconexión rápida 2,4m



## A.MIG-8660

QUICK DISCONNECT PLUG/FITTING  
Clavija de desconexión rápida



## A.MIG-8661

QUICK DIS-CONNECT AIR COUPLER THREADED FOR HOSE  
Acoplamiento roscado de desconexión rápida para la manguera



## A.MIG-8662

PVC COLOR CUP LID / Tapa de PVC para la cazoleta



## A.MIG-8663

FINGER - THUMB REST (PLASTIC)  
Apoyo para el pulgar (plástico)



## A.MIG-8664

FINGER - THUMB REST SET SCREW  
Tornillo para el apoyo del pulgar





# MERCHANDISING



## A.MIG-8011

1945 T-SHIRT / Camiseta 1945

Special T-shirt, limited edition, commemorating the end of World War II. Military green and silkscreen printed in two colors on the front and sleeve.

Before buy, choose your size M, L, XL or XXL.



## A.MIG-8000

AMMO T-SHIRT / Camiseta AMMO

T-Shirt "The life is a box of AMMO. You never want it to run out!" Corporate STAFF AMMO T-shirt, perfect to wear at model shows or events. 100% cotton and available in size S, M, L, XL and XXL. Limited edition.



## A.MIG-8015

AMMO SPECIAL FORCES T-SHIRT / Camiseta AMMO fuerzas especiales

T-Shirt "Special Forces" Limited Edition AMMO T-shirt, perfect to wear at model shows or events. Dark blue color. 100% cotton and available in sizes S, M, L, XL and XXL.



## A.MIG-8007

AMMO SPECIAL FORCES SWEATSHIRT / Sudadera AMMO fuerzas especiales

Protect yourself from the winter cold while you make models or attend shows with this sweatshirt. 80% cotton +20% polyester and available in sizes S, M, L, XL, XXL and 3XL. Limited edition. For better conservation we recommend a cold wash, don't use dryer and iron on reverse side.





### A.MIG-8019

#### THE WEATHERING AIRCRAFT T-SHIRT / Camiseta The Weathering Aircraft

The Weathering Aircraft AMMO T-shirt, perfect to wear at model shows or events. Dark blue color. 100% cotton and available in sizes S, M, L, XL and XXL.



### A.MIG-8023

#### AMMO EASY LOGO T-SHIRT / Camiseta AMMO easy logo

Corporate AMMO Staff T-shirt, perfect to wear at model shows or events. 100% cotton and available in size S, M, L, XL and XXL. Limited edition.



### A.MIG-8021

#### AMMO FOR LIFE BRACELET / Pulsera AMMO for Life

We are proud to announce that AMMO, through the Campaign AMMO for life, has reached an agreement with the MD Anderson Cancer Center Foundation in Madrid, a world-renowned and leading cancer research institution.

The grey charity bracelet is now in stock in our online store. 100% of all proceeds are donated to brain cancer research. Together we can be the best Ammo against cancer. Collaborate in the fight against brain cancer by simply donating 1 euro.

We invite you to pass this initiative along by sharing your photo with the bracelet in Facebook or Instagram with the tag #ammoforlife.





# COLLABORATIONS

Colaboraciones



AMMO collaborates with several reputable plastic brands developing color instructions for kits. These plastic brands have chosen AMMO as a partner because of our accuracy and deep research of historical colors as well as for our high quality paint products. Also AMMO is always developing new colors to fit plastic market trends, such as WWI vehicles, Russian modern vehicles and others. Our research and collaboration helps modelers choose the right color easily and accurately. Here you can see some examples of color sheets done since 2014.



AMMO colabora con varias marcas de maquetas de plástico de gran prestigio desarrollando las instrucciones de pintura para sus kits. Estas marcas de plástico han escogido a AMMO como colaborador para esta tarea debido a nuestro conocimiento exacto y profundo de los colores históricos, así como por la alta calidad de sus productos de pintura. Además AMMO está continuamente desarrollando nuevos colores que encajen en las últimas tendencias del mercado de plástico, tales como los vehículos de la Primera Guerra Mundial, Rusos modernos, etc. Nuestra investigación y colaboración ayuda al modelista a escoger el color correcto fácilmente. Aquí puedes ver algunos ejemplos de instrucciones de color realizadas desde 2014.


































G.W.H.













BUY THESE MODELS AND MUCH MORE IN

[www.migjimenez.com](http://www.migjimenez.com)



@AMMOMIG

[www.migjimenez.com](http://www.migjimenez.com)











The ammunition for modelling



Oilbrusher



@AMMOMIG

A.MIG 8300

