



Catalog 2016





Introduction & Contents



Dear LGB Fans,

We want to offer you an overview of the current LGB assortment in the form of this new full-line catalog that also includes this year's new items and accessories for the 2016 garden season. This catalog is intended as a quick reference work for your great LGB hobby. This year we have sorted products for you in the catalog by railroad companies and railroad operators. We have also sorted the accessories by themes and by how they relate to each other and to the locomotives and cars. Everything to make it easier for a beginner to do an optimal search quickly. For the 2015/16 season showed us one thing; the number of garden railroad fans is continuing to grow. It may be due to the enjoyment with the family or the certainty that an LGB railroad stands for enduring quality. The level of demand is growing. This also shows the popularity for our new project this year of providing accessories and providing spare parts for old LGB locomotives too. Even here, LGB can continue to help with special advice and supply.

It also shows that LGB stands for quality. Quality that you can feel free to run in your garden in the sunshine, rain, or snow. Regardless of whether it is a planned and thought out layout or something simply set up in a hurry with the children, the family, or with friends.

We extend our best wishes to all LGB discoverers, returning fans, and advanced model railroaders for a lot of fun and an adventurous season with your LGB.

Your LGB Team

	Page
Starter Set	4 – 7
Provincial Railroads	8 – 9
German State Railroad Company	10 – 11
German State Railroad	12 – 27
German Federal Railroad	28 – 39
OEG	39
Museum Railroads	40 – 71
Harz Narrow Gauge Railways	40 – 47
Franzburg County Railroad	48
DEV Car Set	49
Sylt Island Railroad	50 – 51
Rügen Bäder Railroad	52
Saxon Oberlausitz Railroad Company	53 – 55
Schönheide Museum Railroad	56
Dampfkleinbahn Mühlenstroth	57 – 59
Light Railway	60 – 61
Rhaetian Railroad	62 – 89
Furka Oberalp Railroad	90
Montreux-Berner Oberland Railroad	91 – 93
Austrian Federal Railroad	94 – 95
Museumsbahn Tramways à Vapeur	96 – 97
USA	98 – 125
District Inspector's Handcar	126
Christmas 2016	127
Museum Car for 2016	128
LGB Club	129
LGB Club Car	130
LGB Club Registration Form	131 – 132
The LGB track system	133
Track Sets	134
Track Plans	135 – 136
Tracks	137 – 141
Accessories	142 – 149
Digital	150 – 157
About LGB	158
Overview of the Pictograms	159
Service Information	159
Item Numbers	160





Starter Sets


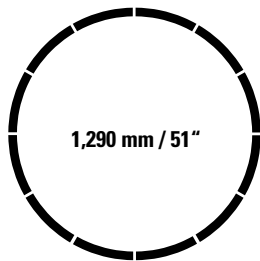


70230 DR Era III Freight Train Starter Set, 230 Volts

The starter set for all kinds of play: a freight train with a diesel locomotive, a low side car, and a stake car. The locomotive and cars are painted and lettered for the DR's Era III. The locomotive has a powerful Bühler motor and an interface digital connector for installation

of an MTS decoder. This set also has a circle of track, a locomotive controller, a power supply, and hookup wire. Train length over the buffers 75 cm / 29-1/2".

- Era III on the DR for the first time.




12 x



1 x



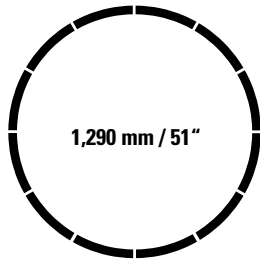
1 x



70302 Passenger Starter Set, 230 Volts

This set includes everything you need to enter the World of LGB: You get a "Stainz" steam locomotive with a powerful motor, electronic steam sound and a smoke generator, one general-purpose socket, 2 passenger cars, figures, a full

circle of track (1,290 mm / 51" diameter), a feeder cable for track connections and a power supply and controller. Train length 85 cm / 33-7/16". Simply set it up and go!



12 x



1 x



1 x





Starter Sets




70304 Christmas Train Starter Set, 230 Volts

This starter set includes an old-timer train consisting of a tank locomotive and 2 passenger cars decorated for Christmas. The locomotive is equipped with a powerful Bühler motor as well as a headlight and a smoke generator.

The set also includes a complete circle of track, a power supply, and a controller. Train length 85 cm / 33-7/16".


This train can be lengthened wonderfully with the Christmas cars that have been offered in the past.



70403 Freight Train Starter Set, 230 Volts

The starter set for all sorts of fun: The set includes a freight train with a "Stainz" steam locomotive, a ballast car, and a loaded low-side car. The locomotive is equipped with a


powerful motor, electronic steam sound, a smoke generator, and one general-purpose socket. The set also includes a full circle of track (1,290 mm / 51" diameter), a power supply, and a controller. Train length 85 cm / 33-7/16".





Provincial Railroads

It began in 1835 with the legendary Adler. However, until 1919 it came to a halt at the borders of the individual German states. The provincial railroads were strictly separated, and locomotives were changed at the state borders at the border stations.



20990 Saxon Class II K Steam Locomotive

Saxon Class II K Steam Locomotive (new). The performance of the class I K units was soon insufficient due to greatly increasing traffic. Despite this, four units were rebuilt into double locomotives as a test in order to continue to make use of the roster of class I K locomotives. The model of the locomotive is new tooling and has traction tires, a DCC interface connector, built-in lighting for the engineer's cab, and a smoke generator. The headlights change over with the direction of travel. Two powerful motors drive all of the axles.

Length over the buffers approximately 56 cm / 22-1/16"

- New tooling.



N I 

40032 K.Sä.Sts.E.B. Gondola

This is a model of a type Ocw gondola painted and lettered for the Royal Saxon State Railroad and used on different narrow gauge railroads in Saxony. The paint scheme and lettering are correct for Era I. The car has metal wheel sets. Length over the buffers 30 cm / 11-13/16".

This car goes well with the 25841 locomotive or the 26842 museum locomotive.



All doors can be opened

I 

43356 Refrigerator Car

Model of a two-axle beer car painted and lettered for the brewery "Pfannenberg" from Zerbst, used on the Royal Prussian Railroad Administration. The car is painted and lettered for Era I, with the side sills painted prototypically in white. The doors – even on the brakeman's cab – can be opened. The car has metal spoked wheel sets. Length over the buffers 34 cm / 13-3/8".



German State Railroad Company

After the confusion of World War I, the German State Railroad Company was established by law out of the German State Railroad in 1924. This company was the impetus for the standardization of the locomotive motive power pool. Such a fundamental standardization enabled the development of new and legendary locomotive classes.



22155 DRG Road Number 99 2816 Locomotive with a Tender

Small steam locomotives with a tender were also in use on DRG narrow gauge lines in Mecklenburg-Vorpommern. The LGB model is based on these prototypes. The model has a powerful motor and headlights and does not have a generator like the prototype. The paint scheme and lettering are for Era II.

Length over the buffers 45 cm / 17-3/4".



All of the cars now available as separate items in response to many requests



43233 DRG "Köln" Design Tank Car

This is a model of a German State Railroad Company (DRG) "Köln" design tank car. It has prototypical paint and lettering for Era II. The car can be filled and emptied like the prototype. It also has metal wheel sets. Length over the buffers 30 cm / 11-13/16".



43232 DRG Type Xt Low Side Car

This is a model of a German State Railroad Company (DRG) type Xt low side car. It has prototypical paint and lettering for Era II. It also has metal wheel sets. Length over the buffers 30 cm / 11-13/16".



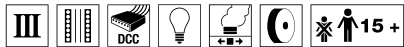

43234 DRG Type G Boxcar

This is a model of a German State Railroad Company (DRG) type G boxcar. It has prototypical paint and lettering for Era II. The sliding doors on the sides can be opened. The car also has metal wheel sets. Length over the buffers 30 cm / 11-13/16".



German State Railroad

The era of independent provincial railroads was ended, and the German State Railroad was established in 1920. The previously eight independent state railroads were transferred by agreement into a single management structure, and the state German railroad firm was established by the Weimar Republic until the end of World War II.



20180 Steam Locomotive, Road Number 99 5604

Model of a Lenz Class i for the German State Railroad (East Germany). The model is prototypically painted and lettered for Era III. It has a powerful Bühler motor driving both wheel sets. Traction tires. The locomotive has a DCC interface connector. The headlights change over with the direction of travel. The locomotive has cab lighting and a smoke unit. The cab doors can be opened, and the locomotive has sprung buffers.

Length over the buffers 25 cm / 9-7/8".

• New tooling.

The 39079 car set is available to go with this locomotive.



New tooling with many separately applied parts



39079 DR Car Set (Franzburger Kreisbahn)

"Franzburg County Railroad" Car Set.

This car set consists of 3 cars. 2 each type Ci two-axle passenger cars, 3rd class, in a green paint scheme with metal wheels, 1 each type Gci two-axle optional freight/passenger car, 3rd class, also in a green paint scheme with metal wheels. All of the cars are painted and lettered for Era III of the DR. The cars are extensively and prototypically lettered. The doors on the cars can be opened. All of the cars are individually packaged.

Total length over the buffers 90 cm / 35-7/16".

This car set goes well with the 20180 steam locomotive.



German State Railroad



24741 DR Steam Locomotive, Road Number 99 5631

Model of the German State Railroad (DR) tank locomotive, road number 99 5631, used on the Spreewald Railroad. The model has prototypical Era III paint and lettering. It is equipped with a powerful Bühler driving all of the wheel sets. Traction tires. The model has an mfx/DCC digital

decoder. The headlights change over with the direction of travel and can be controlled digitally. The model has a variety of sound functions such as steam locomotive operating sounds, a whistle, and much more. Length over the buffers 33 cm / 13".

A variety of sound functions



Authentic lettering





20752 DR Steam Locomotive, Road Number 99 5015

This is a model of a DR narrow gauge steam locomotive used on the narrow gauge routes in the Harz Region. The paint scheme and lettering are prototypical for Era III. Both wheel sets are driven by a powerful Bühler motor

mounted with ball bearings. Traction tires. The locomotive has an mfx/DCC sound decoder with many functions, and a smoke unit and headlights that can be controlled in digital operation.
Length over the buffers 24 cm / 9-7/16".

Light, smoke, and many sound functions included.

***Locomotive includes mfx sound decoder
Smoke unit and headlights can be controlled in
digital operation***



German State Railroad



40031 Era III DR Set of Gondola Cars

Car set consisting of two DR type 0w gondola cars, used on the narrow gauge railroads in the Harz Region.

One car has boards added to the car walls to increase the load space, and one car has standard walls model of wood with sheet metal doors. Both cars come as the prototype with and without hand brakes, but with brake lines. The cars are prototypically painted and lettered for Era III. The cars have metal spoked wheel sets. Both cars are individually packaged.

Length over the buffers for each car 30 cm / 11-13/16".

- Tooling changes with new parts.





41031 Pair of Gondola Cars

This car set consists of 2 individually packaged German State Railroad (DR) Era IV type 0w gondolas with board superstructure and double sheet metal doors. One car has a brakeman's seat. Both models have spoked metal wheels and are lettered extensively and finely. Both cars are individually packaged.

Length over the buffers per car 30 cm / 11-13/16".

Board superstructure and double sheet metal doors
Cars packaged individually
Different car numbers
One car includes brakeman's seat



German State Railroad



41039 Pair of Load Cradle Cars

This pair of load cradle cars consists of 2 DR load cradle cars painted and lettered for Era III. The pair of cars is loaded with a load of real wood that can be "fixed" in place with the metal chains included with the cars. The load cradle cars are new tooling. Both cars have double spoked metal wheels.

Length over the buffers approximately 60 cm / 23-5/8".

- New tooling.







49550 DR Car Set

Car set consisting of 5 freight cars for DR narrow gauge lines. The cars are prototypically painted and lettered for Era III. The set consists of a gondola, 2 tank cars, a high side gondola, and a stake car.

Length over the buffers for each car 25 cm / 9-7/8".



German State Railroad



46357 Fire Fighting Train Equipment Car

Goes with 42010.

Equipment car from the DR's Wernigerode firefighting train as it looked around 1979. The car has tooling changes with inset windows. It also has a prototypical paint scheme and lettering. The doors on the sides can be opened. The car has metal spoked wheel sets. Length over the buffers 30 cm / 11-13/16".

Back



Front



IV 

42010 Fire Fighting Train Tank Car

Tank car from the DR's Wernigerode firefighting train as it looked around 1979. The car has tooling changes with new prototypical destination signs. It also has a prototypical paint scheme and lettering. The tank be filled and emptied. The car has metal spoked wheels. Length over the buffers approximately 25.5 cm / 10".

Goes with 46357.




N IV 

42590 DR Fire Extinguishing Water Car

Model of a four-axle stake car with a brakeman's platform and a tank mounted on the car. The car has new end walls built up of boards and separately applied stakes. The car is prototypically painted and lettered as a DR fire extinguishing water car for the meter narrow gauge network in the Harz Region in Era IV. The car has metal wheel sets. Length over the buffers 41.5 cm / 16-3/8".

One-time series in 2016.



German State Railroad




45002 DR Stake Car

This is a model of a DR two-axle stake car, used on the narrow gauge lines in the Harz Region. It is prototypically painted and lettered for Era III.
Length over the buffers 25 cm / 9-7/8".

This new item is available with a different car number as a variation:



45003 DR Stake Car





29655 DR Class VT 133 Powered Rail Car and Control Car

DR Class VT 133 powered rail car with a control car in Era III lettering. This unit has an absolutely authentic paint scheme and lettering. All of the doors can be opened. The powered rail car and the control car have interior details and interior lighting. The headlights change over with the direction of travel. The unit has 6 electrical pickups on the

powered rail car. 2 axles powered. Both cars have two each general-purpose electrical sockets. The model has an encapsulated drive with a powerful 7-pole Bühler motor, a built-in MTS decoder, and a voltage limiting system. A cable is included for the electrical connection between the powered rail car and the control car. Length over the buffers 72.5 cm / 28-1/2".



Authentic lettering



German State Railroad

III IV V VI  15 +

31352 DR Passenger Car Set

This German State Railroad passenger car set has side-walls with a wooden look and a green basic paint scheme. It goes well with many current models, particularly with the Saxon locomotives from Era III to VI. The LGB models have metal wheels and complete interior details. The doors at the ends of the cars can be opened and the cars are prototypically lettered. Both cars are individually packaged. Length over the buffers for each car approximately 58 cm / 22-7/8".





30321 DR Type KD4 Baggage Car

This is a model of the DR type KD4 baggage car as it formerly looked in service on many DR routes. It is completely new tooling with sheet metal walls, sliding doors that can be opened, and other details typical of the type such as truss rods on the underside of the car. The paint and lettering are prototypical for Era III. The car has metal wheel sets.

Length over the buffers 50 cm / 19-11/16".

Completely new tooling



30322 DR Type KD4 Baggage Car

This car is the same as 30321 except it has a different car number and overhaul data.



German State Railroad

III IV  15 +

41100 DR Low-Side Gondola, Gray

All kinds of freight can be carried on low-side cars. You could once find these general-purpose cars on the entire DR network. The car has an Era III/IV paint scheme and lettering.

Length over the buffers 30 cm / 11-13/16".



III  15 +

43121 DR High Side Gondola, Car Number 99-72-05

Gondolas were one of the most important car types on the DR. They were used to transport volume freight not sensitive to moisture. This car is a model of a two-axle car with a brakeman's platform. The model is painted and lettered for Era III and has metal solid wheel sets.

Length over the buffers 33.5 cm / 13-3/16".





49431 DR Dump Car Set

Dump cars are and were used in very large quantities at quarries, mines, and even on logging railroads. They were used to transport sand, clay, coal, ore, and also dirt. This LGB set with 3 cars prototypically reproduces typical dump cars for the Muskau Logging Railroad in Era III. All of the cars are extensively lettered, even on the ends of the frames, and have a prototypical, removable load insert. All of the cars have metal wheels. All of the cars are individually packaged. Length over the buffers for each car 17 cm / 6-11/16".



German Federal Railroad

After World War II, the occupation forces initially controlled the operation of the remaining routes and motive power and rolling stock. With the founding of the Federal Republic on May 24, 1949, the renaming of the railroad as the German Federal Railroad took place in September of 1949





20121 DB Class V 100 Diesel Locomotive

German Federal Railroad (DB) class V 100 general-purpose diesel hydraulic locomotive painted and lettered as in Era III. This LGB model is completely new tooling. It has a finely executed paint scheme and prototypical lettering. The locomotive has a factory-installed mfx/DCC digital decoder and extensive sound functions (some also active in analog operation) such as a high and low horn, diesel

operating sounds, sounds when the locomotive is idling, compressor pump, squealing brakes, etc. The locomotive has two powerful motors. All axles powered. Traction tires. The locomotive has inset windows. The engineer's cab has interior details. The LED triple headlights change over with the direction of travel. Length over the buffers approximately 45 cm / 17-3/4".

- Completely new tooling.
- Factory-installed mfx/DCC digital decoder and sound.
- Inset windows.
- Two powerful motors.
- All axles powered.
- Traction tires.
- LED headlights that change over with the direction of travel.

Factory-installed mfx/DCC digital decoder and sound



German Federal Railroad



20120 DB Class 212 Diesel Locomotive

This is a model of the class 212 general-purpose diesel hydraulic locomotive in an Era IV version. The prototypical paint and lettering are in the typical beige / turquoise of the Seventies and Eighties.

The locomotive has two motors mounted in ball bearings and powering all of the wheelsets. It also has a built-in mfx/DCC sound decoder with extensive sound functions such as running sounds, compressor, warning horn, and much more. The headlights are warm white LEDs that change over with the direction of travel and that can be controlled digitally. The locomotive has inset windows, cab interior details, and traction tires.

Length over the buffers 45 cm / 17-3/4".

Locomotive includes mfx sound decoder





21750 DB Era III E 10 Electric Locomotive

German Federal Railroad (DB) class E 10 electric locomotive in an Era III version in a basic steel blue paint scheme. This new LGB model is finely detailed and extensively paint and lettered. All of the wheel sets are powered by two powerful motors. It has an interface connector for installation of the 55028 decoder. In addition, the locomotive has inset windows, traction tires, and LED headlights

that change over with the direction of travel. Center buffer beams are included that can be installed on the locomotive. Length over the buffers 60 cm / 23-5/8".

- Built-in DCC interface connector.
- Inset windows.
- 2 powerful motors, both wheel sets in both trucks powered.
- Traction tires.
- LED headlights that change over with the direction of travel.
- Pantographs can be raised and lowered manually.
- Center buffer beams included that can be installed on the locomotive.



German Federal Railroad



39310 DB Era III Express Train Passenger Car Set

Four-part DB (German Federal Railroad) express train passenger car set painted and lettered for Era III. This set consists of 1 each type A4ü-61 compartment car,

1st class, 2 each type B4ü-63 compartment cars in different versions, 2nd class, and a type BRbu4ü-61 half dining car. All of the cars are extensively and prototypically painted and lettered. All of the cars have metal wheels,

extensive interior details, and interior lighting. The doors can be opened of course. All of the cars are individually packaged. Length over the buffers for each car 80 cm / 31-1/2".

This car set can be added to the 20750 or 21750 LGB E 10 electric locomotives to make up a prototypical train. The class 139 (LGB 20755) can also be used as it was in the prototype.





German Federal Railroad



23945 DB Class 220 Diesel Locomotive

After the class V 200 diesel locomotives were removed from express train service at the end of the Sixties, units designated from 1968 on as the class 220 also pulled freight trains. This model reproduces Road Number 220 085-5 in the original Era IV paint and lettering scheme. The locomotive is equipped with 2 powerful motors, a

decoder, sound, and two pulsing smoke generators that reproduce typical exhaust of the prototype. Two general-purpose sockets, traction tires, and many other details are included. Length over the buffers 67 cm / 26-3/8".

- **Complete sound and exhaust gas smoke included.**

This locomotive goes well with the 40980 and 40981 ore cars and with the 20120 diesel locomotive.

One-time series.

***Complete sound and exhaust
gas smoke included***





IV  15 +

40980 DB Hopper Car Set

This car set consists of 3 German Federal Railroad (DB) type Fad 168 high capacity hopper cars for use in unit trains in volume freight service with coal, coking coal, or ore. Each car has its own car number.

Length over the buffers for each car 42 cm / 16-9/16".

This car set goes with the 23945 class 220 or the 20755 class 139. The 40981 car set can be added to this set.

Each car packaged individually
Different car numbers



Individual car numbers



IV  15 +

40981 DB Hopper Car Set

This car set consists of 3 German Federal Railroad (DB) type Fad 168 high capacity hopper cars for use in unit trains in volume freight service with coal, coking coal, or ore. Each car has its own car number and is realistically weathered.

Length over the buffers for each car 42 cm / 16-9/16".

This car set can be added to the 40980 car set. This car set goes with the 23945 class 220 or the 20755 class 139.

Weathering from operation included
Each car packaged individually
Different car numbers



40981

© Gebr. Märklin & Cie. GmbH – All rights reserved.

40980

23945

35

German Federal Railroad



45921 DB AG Stake Car Set with a Semi-Truck Rig for Lumber and Logs

DB AG four-axle stake car. It has Era V paint and lettering. The car is equipped with metal solid wheels. Center buffer beams are included for converting the model to center buffers.

Length over the buffers 66 cm / 26".

Also included in the set is a model of a Scania R Highline V8 semi-truck rig for lumber and logs with a load of logs. Length of the model 62 cm / 24-3/8".





44920 DB Schenker Four-Axle Double Stake Car

DB Schenker AG four-axle stake car in an Era V version.
This universally usable model is partially new tooling and
can have different freight loads on it. Interchangeable

buffer beams for installing center buffers are included.
Length over the buffers 66 cm / 26".



German Federal Railroad



40035 Gondola

All kinds of freight that is mostly not sensitive to moisture can be transported with gondolas. These kinds of general-purpose cars were and are used on all rail lines. This new tooling reproduces a type Münster 75 0 car from the DB's Wangerrooge Island Railroad. The paint scheme and lettering are from Era III. The car has metal solid wheels. Length over the buffers 30 cm / 11-13/16".

New tooling



43357 Weihenstephan Beer Car

This is a model of a two-axle beer car painted and lettered for the "Weihenstephan" Brewery in Freising/Bavaria, used on the German Federal Railroad. The car is prototypically painted and lettered for Era III. The doors can be opened. The car has metal wheel sets. Length over the buffers 34 cm / 13-3/8".

This car goes ideally with the 42261 car.



UNSER REINHEITSGEBOT





26604 DB Snowplow

Snow storms or landslides can sometimes block the tracks. The real life railroads then employ a variety of special units to clear the line. Now, you can also clear the track on your garden railway with this special locomotive. Large headlights that change over with the direction of travel provide that the locomotive can be identified in snow storms by crews working on the line.

The model has these features:

A working snowplow with movable plows to clear the rails, a three-position selector switch for the mode of operation, encapsulated drive with a seven-pole Bühler motor, both axles powered, 1 traction tires, 6 electrical pickups, voltage limiting system, flashing warning lights, and headlights that change over with the direction of travel. Weight approximately 2,500 grams / 5 pounds 8 ounces. Length over the buffers 32 cm / 12-5/16".



OEG



43411 OEG Ballast Car

This is a model of an OEG ballast car. It is prototypically painted and lettered for Era III. The side unloading hatches can be opened. The car has metal wheel sets. Length over the buffers 30 cm / 11-13/16".

This car goes ideally with the 25500 OEG locomotive and the 49350 car set.



Museum Railroads

Nostalgic locomotives and restored historic cars are lovingly maintained by voluntary helpers and association members. A museum railroad can be explained in this or a similar way. It is however more – it is the preservation of historic technology and the possibility of experiencing local history close up.



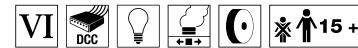
Harz Narrow Gauge Railways (HSB)



60 Years of New Construction Locomotives in the Harz

The lack of motive power on the meter gauge lines in the Harz was already obvious shortly after the DR's takeover of the NWE. In 1950, an order was therefore placed with LKM Babelsberg for the building of a new 2-10-2 narrow gauge locomotive for these lines. This unit borrowed heavily from the standard design locomotives 99 221 – 223 that had been built in 1930 by Schwartzkopff. In January of 1955, the first new construction locomotive was delivered in Wernigerode and placed into service. After serious problems with the running gear appeared at the start

of its service, several changes had to be carried out to correct these early malfunctions. Then, these locomotives turned in good results. Experiments were made over time with oil firing, and the locomotives were equipped with compressed air brakes in place of the vacuum brakes originally installed. From 1992 on these locomotives ran on the Brocken line again after it was opened again after the reunification of West and East Germany. In 1993, the lines in the Harz were taken over by the HSB, and the locomotives are once again the backbone of the operations, which after 50 years is good proof of their quality.



26813 DR Steam Locomotive, Road Number 99 7238-1

The prototype for this model is Road Number 99 7238-1 as it looks in Era VI. The model has a prototypical paint scheme and lettering. It has a DCC interface connector, a reproduction of the cab, and headlights that change over with the direction of travel, two motors, a general-purpose socket, and a smoke unit with exhaust synchronized with the wheel movements.

Length over the buffers 55 cm / 21-5/8".

The 37732 car set is available to go with this locomotive.



Harz Narrow Gauge Railways (HSB)



26814 HSB Class 99.23 Steam Locomotive

The prototype for this model is Harz Narrow Gauge Railways Road Number 99 7239-9 as seen in Era VI. It is prototypically painted and lettered. The model has a built-in mfx/DCC decoder with extensive sound and light functions such as headlights that change over with the direction of travel, cab lights, and separate controlled running gear lights. All five driving wheel sets are driven by two powerful Bühler motors with ball bearing, and the locomotive has traction tires. The locomotive has a smoke generator with smoke chuffing synchronized with the motion of the wheels. The locomotive has many separately applied details, a completely detailed cab, and doors that can be opened. Length over the buffers 55 cm / 21-5/8".

- First time with an mfx/DCC decoder with many functions.

The 37734 buffet car as well as other HSB cars are available to go with this locomotive.

mfx/DCC decoder included for the first time
Extensive sound and light functions
Cylinder steam



N **VI** **mfX** **DCC**     **15+**

21935 HSB K6f II Diesel Locomotive

This HSB K6f diesel locomotive, road number 199 011-8, is painted and lettered for Era VI. It is a finely detailed model with many separately applied parts. The locomotive has a powerful Bühler motor driving both wheel sets and has great pulling power due to traction tires. The locomotive has an mfx/DCC decoder with many sound and light functions. The paint and lettering are prototypical. Length over the buffers 26 cm / 10-1/4".

First time as an HSB locomotive with sound




N **VI**  **15+**

37734 HSB Buffet Car

This is a model of a HSB (Harz Narrow Gauge Railways) buffet car. It is prototypically painted and lettered for Era VI. The car has many separately applied details and interior details with the buffet area. The car also has metal wheel sets. Length over the buffers 50 cm / 19-11/16".

Goes well with the HSB passenger cars previously produced



Prototypically painted and lettered



Harz Narrow Gauge Railways (HSB)

VI  15 +

37710 HSB Passenger/Baggage Car

Many cars were rebuilt with new car bodies in order to improve the travel comfort. This model authentically reproduces such a passenger car with a baggage area. The model has the new prototypical HSB dark red paint scheme and fine lettering for Era VI. It also has metal solid wheels, a new car number, and doors that can be opened. Length over the buffers 49.5 cm / 19-1/2".

37710 can be added to the 37730 and 37731 passenger cars.



VI  15 +

37731 HSB Passenger Car

Four-axle type KB coach with open crossovers and without a toilet. Many passenger cars were rebuilt to improve travel comfort on the Harzquer and Selketal Railroads. In the process the cars were given new car bodies. The model reproduces such a car in Era VI in the new prototypical dark red HSB paint scheme with finely executed lettering.

The car has a new, previously unused car number. The model has metal solid wheels. Length over the buffers 49.5 cm / 19-1/2".

This car goes well with the 37730 car.



VI  15 +

37732 HSB Passenger Car Set

Car set consisting of two type KB four-axle day coaches. Both cars have truss rods, and one car has a built-in toilet. These models reproduce the originals in prototypical HSB paint schemes and lettering for Era VI. Both models have metal solid wheel sets. Length over the buffers for each car 49.5 cm / 19-1/2".

- Truss rods on the car underbodies for the first time.
- A built-in toilet included in one car.

A prototypical HSB passenger car can be formed with these cars and the 30730 and 30731 cars as well as the 26813 locomotive.



Truss rods on the car underbodies for the first time
A built-in toilet included in one car



Harz Narrow Gauge Railways (HSB)

VI 

40030 Gondola Car Set

HSB car set with 3 Era VI gondolas. The contents of this set consists of the following gondolas that are new tooling: 2 each type Ow gondolas with high ends with a reproduction of wooden mit sides and sheet metal doors, one car with metal solid wheels, one car with metal spoked wheels, and lettered with different car numbers. 1 each

type Ow gondola with high ends with a reproduction of sheet metal sides, sheet metal doors, and equipped with metal solid wheels. All of the cars are individually packaged. Length over the buffers for each car 30 cm / 11-13/16".

- New tooling.



V 

43419 HSB Set of Ballast Cars

Set consisting of two HSB ballast cars. Both cars are prototypically painted and lettered for Era V. The side loading hatches can be opened. The cars have metal wheel sets. Both cars are individually packaged. Length over the buffers for each car 30 cm / 11-13/16".



VI  15 +

A highlight of any narrow gauge freight train is this model of a four-axle stake car with a brakeman's platform. Exactly reproduced end walls with a board structure, individually applied stakes, and the prototypical paint scheme and lettering as an HSB museum car make this freight car with its freight load of stacks of boards a real delight. Its prototype can still be seen today regularly in freight trains with different freight loads on the Harz narrow gauge railways for photographic purposes.

41590 DR Stake Car with a Brakeman's Platform

This is a model of a four-axle stake car with a brakeman's platform. The car has new end walls that represent built-up wooden boards and it also has individually installed stakes. The paint scheme and lettering are prototypical for an Era VI HSB/DR museum car. The car is loaded with a stack of boards. The car has metal wheel sets. Length over the buffers 41.5 cm / 16-3/8".




Loaded with two stacks of real wood

New tooling
Preserved as a museum car
Metal wheel sets



Franzburg County Railroad (FKB)



20181 "Franzburg" Steam Locomotive

Lenz steam locomotive type i, Pommern group. This locomotive was built by Vulcan Stettin Machinery, Inc. for the firm Lenz & Co. and originally more than 30 units were built. Of them, 6 units were also delivered to the Franzburg County Railroad (FKB), of which the former FKB 4 i came to the German Railroad Association in 1980. The locomotive was called "Franzburg" at this association and was extensively overhauled in 1982 and placed into service. This very interesting locomotive forms the prototype for the LGB model. The model is new tooling and has sprung buffers front and rear, traction tires, a DCC interface connector, engineer's

cab doors that can be opened, built-in cab lighting, a smoke generator, and a figure of a locomotive engineer. The headlights change over with the direction of travel. The locomotive has a powerful Bühler motor geared to both driving axles. Length over the buffers 25 cm / 9-7/8".

- New tooling.

The 49390 car set is available to go with this locomotive.



DEV

VI  15 +

49390 DEV Car Set

This car set for a freight train with passenger accommodations consists of 2 passenger cars and 2 load cradle cars. The cars look as they did in Era VI. All of the cars are prototypically painted and lettered. The doors on the passenger cars can be opened. All of the cars have metal wheel sets. Train length approximately 126 cm / 49-5/8".

A prototypical DEV museum train can be assembled by combining this car set with the 20181 locomotive "Franzburg".

One-time series.



Sylt Island Railroad



24660 Sylt T 25 Rail Bus

This is a model of the class T 25 Wismar rail bus for the Sylt Island Railroad. It has a prototypical paint and lettering scheme. Design differences specific to this type have been translated on the model, such as the Borgward hood instead of the original Ford hood on one side, the rearview mirror or the removed shock absorbers and bicycle baskets.

The model has a powerful Bühler motor driving both wheel sets. It also has a digital decoder with sound and different light functions. The model has complete interior details and digitally controlled interior lighting. The doors can be opened. The model has digitally controlled headlights that change over with the direction of travel. Length over the buffers 45 cm / 17-3/4".

Sound included for the first time



Rear end with Ford hood



Sylt VG Wismar T 25 Rail Bus

In 1928, the state office in Hannover for short line railroads developed suggestions for long-term improvement of passenger service on short line railroads in order to replace the uneconomical and badly overburdened passenger trains hauled by steam locomotives. A lightweight powered rail car was required with low procurement costs, simple, inexpensive maintenance by using mass-produced truck parts, low operating costs, and one-man operation as well as use in both directions without the need to turn the unit. The problem of a sturdy and cost-effective drive

system was solved resourcefully and affordably: A mass-produced truck motor with gear drive from Ford was simply used at both ends of the car, including all of the accessories such as the tank, universal shaft, motor hood, brakes, etc. The firm Waggonfabrik Wismar thus built such a rail bus with lightweight construction methods and the total weight of the car could be kept at six metric tons. The airbase commandant List on the Isle of Sylt also purchased such a Hannover-E design Wismar rail bus. Starting on November 25, 1935, it was used as the class T 13 to transport material and personnel

on the narrow gauge Isle of Sylt Railroad (1,000 mm / 39 inches) to the armed forces support points. The narrow gauge powered rail car had a wheelbase of 3.5 meters / 11 feet 6 inches, 20 upholstered seats, and 16 fold-over seats. A coupling drawbar hanging under the hood served to haul a trailer unit. In 1949, the T 13 was acquired in addition to other units by the Isle of Sylt Railroad that was absorbed into the Sylt Transportation, Inc. (SVG) in 1954. There this rail bus was given the designation T 25. Several years later one of the two Ford motors had to be replaced by a Borgward motor with a corresponding Borgward

hood. The T 25 was thus given its last characteristic look. The T 25 often ran in conjunction with the Wismar T 22 that came originally from airbase commandant Hörnum on Sylt. The T 25 had already been put into storage before operations ceased on the Isle of Sylt Railroad on December 29, 1970. The railroad was sold to the German Railroad Association (DEV) in 1969. There it was used as a source of spare parts for the restoration of the association's T 41 (former Steinhude Moor Railroad). The remainder of the T 25 was scrapped in 1969 at the Bremen-Seebaldsbrück maintenance facility.



Rügen Bäder Railroad (RüBB)



28005 Rügen Bäder Railroad Road Number Mh 52 Steam Locomotive, Sound

Road number Mh 52 steam locomotive of the Rügen Bäder Railroad (former Rügen Narrow Gauge Railroad). Three units of this locomotive were built specially for the Rügen Narrow Gauge Railroad for use on the island of Rügen. Item number 28005 reproduces one of these locomotives as it currently looks in Era VI, i.e. as this unit is currently under way pulling tourist trains on Rügen, again. The model will thrill you with its prototypical reproduction including extensive paint and lettering of the real life locomotive. For example, even the interior of the engineer's cab is even done in two colors. This detailed model is richly equipped with a four-position mode of operation switch, digital electronic sounds, steam chuffing synchronized with the motion of the wheels, a bell and a whistle, brake sounds (with the MTS system), and the conductor's announce-

ments (with the MTS system). The locomotive also has the sounds of the air compressor, the safety valve and escaping steam, and the sound of coal being shoveled (with the MTS system). The locomotive also has a volume controller, remote control of the sound functions (with the MTS system), encapsulated gear drive with a seven-pole Bühler motor, four axles powered, a traction tire, eight electrical pickups, a voltage limiting system, a smoke unit, headlights that change over with the direction of travel automatically, and a general-purpose socket. Length over the buffers approximately 36 cm / 14-3/16".



35357 Rügen Bäder Railroad (RüBB) Passenger Car

Model of a Rügen Bäder Railroad passenger car, also known as the Rasender Roland / Furious Roland. The car has a prototypical paint scheme and lettering for Era VI. It also has complete interior details and doors that can be opened. The car has metal wheel sets. Length over the buffers 58 cm / 22-7/8".

This car is the ideal add-on for a train with the 28005 locomotive and the 35359 car set.

*Completely equipped
End doors can be opened*



Saxon Oberlausitz Railroad Company (SOEG)

The Saxon Class I K

In 1881, the Saxon State Railroad purchased four small compact 6-wheel steam locomotives for its first narrow gauge railroad from Wilkau-Haßlau to Kirchberg (750 mm / approximately 30 inch gauge). These units were purchased from Hartmann in Chemnitz, and they were later operated as the class I K. These locomotives had a total wheelbase of only 1,800 mm / 70-7/8 inches but were equipped with a relatively large, two-part boiler. Their characteristic look came from the large, tapered smoke stack with a concave spark arrestor that was replaced on later deliveries of the locomotive with a "bonnet" stack. Common to all of these locomotives were the sheet metal external frames, the outboard mounted Allan valve gear with flat slide valves, and the propulsion by means of Hall eccentric cranks.

With the growth of narrow gauge lines Hartmann delivered 39 units of this design to the Saxon Railroad by 1892. The privately owned Zittau-Oybin-Johnsdorfer Railroad (ZÖJE) took delivery of five locomotives between 1889 and 1991. This railroad was acquired by the Saxon State Railroad in 1906.

Four Saxon State Railroad class I K locomotives were delivered from 1886 to 1888 with a Klien-Lindner hollow axle as an experiment in order to reduce the amount of flange and rail wear. These units were designated as the class Ib K. The boilers also had slight differences between the series delivered.

After World War I five units had to be handed over to Poland in 1919 as a reparations payment. By the introduction of the final DRG reclassification plans in 1925 a total of 12 locomotives had been retired. The DRG designated the rest as road numbers 99 7501-7527 on its roster but retired all of them by 1928. After the occupation of Poland two of the units given up for reparations came back to the DRG's roster for a short time as road numbers 99 2504 and 2505. Number 12 did reach a ripe old age; it was sold in 1923 as an industrial locomotive to the Schmiedeberg Iron Works and was operated there until 1964.

In 2005, an interesting project brought the Association for the Promotion of Saxon Narrow Gauge Rail Lines (VSSB) into being: A milestone in the history of Saxon narrow gauge railroad history was brought back to life with the new construction of a "Saxon I K" with the road number 54. The firms participating in the construction of the locomotive gave their knowledge, their work, as well as a large amount of material available to the VSSB either free of charge or only at a fraction of the actual costs. This reduced the financial outlay for the construction of class I K, road number 54, from a projected 1.5 million Euros to only about 800,000 Euros which was covered totally by private donations. The assembly of the approximately 4,400 individual parts manufactured in Saxony took place on January 16, 2009 in the well-known DB steam locomotive shops in Meiningen. This locomotive made its first test run there exactly five months later. On July 4, 2009 the "New Construction" road number 54 was officially taken into service at Radebeul. It has been used since then on the Preßnitz Valley Railroad, but is also run on other Saxon narrow gauge lines.



20980 Saxon Class I K Steam Locomotive

Saxon class I K Steam Locomotive (new construction). This new construction unit was officially taken into service on July 4, 2009 in Radebeul and has been used since then on the Preßnitztalbahn / Preßnitz Valley Railroad, but it also runs on other Saxon narrow gauge lines. The model of the locomotive is new tooling and has traction tires, a DCC connector, built-in lighting for the engineer's cab, and a smoke generator. The headlights change over with the direction of travel. A powerful motor drives all of the axles. Length over the buffers approximately 28 cm / 11".

- New tooling.



© Uwe Müller



© Uwe Müller

Saxon Oberlausitz Railroad Company (SOEG)



26842 SOEG Steam Locomotive, Road Number IVk 145

This is a model of the class IVk Meyer locomotive painted and lettered as the SOEG museum locomotive as it currently looks in use on the Zittau Narrow Gauge Railroad.

It has new prototypical water tanks, boiler appliances, and a cab as well as other altered details such as dual headlights and a different pathway for the piping on the running boards.

The paint scheme and lettering are accurate for the Era VI museum locomotive.

Two powerful, Bühler motors mounted in ball bearings power all of the wheel sets and the locomotive has traction tires. The locomotive has an mfx / DCC decoder with many sound and light functions such as headlights that change over with the direction of travel, cab lighting, and a smoke unit.

The locomotive is packaged in an exclusive wooden case. Length over the buffers 48 cm / 18-7/8".

- New tooling.

One-time series for the anniversary of the Zittau Narrow Gauge Railways, limited to 399 pieces worldwide.

The 30320 baggage car and 39359 car set go well with this locomotive.



New tooling

One-time series for the anniversary

Limited to 399 pieces worldwide

Sold out at the factory



LGB is presenting two new exclusive models for the anniversary "125 Years of the Zittau Narrow Gauge Railroad": The Saxon road number IV K 154 as the SOEG museum locomotive in the prototypical black/green version with new water tanks, boiler appliances, and cab. This locomotive goes marvelously with the SOEG Saxon baggage car, car number 1381K, which is completely new tooling with walls with a wood look, sliding doors that can be opened, and truss rods on the car floor.

VI  15 +

30320 SOEG Baggage Car, Car No. 1381K

This is a model of the Saxon SOEG baggage car, no. 1381K as it currently looks in use on the Zittau Narrow Gauge Railroad. The car is completely new tooling. Its walls have the look of wood, the sliding doors can be opened, and

there are other details correct for the car type such as truss rods on the car floor. The paint scheme and lettering are true to the prototype as an Era VI museum car. The car has metal wheel sets. Length over the buffers 50 cm / 19-11/16".

- **Completely new tooling.**

One-time series for the anniversary of the Zittau Narrow Gauge Railways.

Completely new tooling
Still currently in use as it looks here
One-time series for the anniversary

Sold out at the factory



mit Dampf ins Gebirge!
ZITTAUER
SCHMALSPURBAHN



Schönheide Museum Railroad

VI  15 +

36352 Schönheide Museum Railroad Passenger Car

Model of passenger car, car number 970-571, for the Schönheide Museum Railroad in the current red / beige paint scheme. The car is prototypically painted and lettered for Era VI. The doors on the platforms can be opened. The car has complete interior details and metal wheel sets. Length over the buffers 58 cm / 22-7/8".

This car goes marvelously with the 26841 locomotive.



These two cars were rebuilt from rotary load cradle cars, which can still be recognized today from the load cradle mounts on the load surface.

N VI  15 +

41038 MBS Pair of Flat Cars

This pair of cars consists of two models of the type Hw flat car, used on the Schönheide Museum Railroad. The cars are prototypically painted and lettered for Era VI. The brake system with brake shoes on one side is prototypical. Length over the buffers 60 cm / 23-5/8".



Mühlenstroth Small Steam Railroad (DKBM)



"Nicki+Frank S" Narrow Gauge Locomotive with a Tender

Type HF 110 C wet steam narrow gauge locomotives were developed by Jung and Henschel for the army field railroads in World War II. They could be used on 600 mm / 24" as well as on 750 mm / 30" gauge track since these units could be re-gauged. These simple, sturdy three-axle units were equipped with out-board frames, cylinders with piston slide valves, and Heusinger valve gear. They could be run as so-called half tank locomotives or with a supplemental tender. These locomotives had a limited range without the tender, because usually all of the fuel and water was carried in the tender. During the war and the postwar period, the firms of Henschel, Jung, Krenau, and CKD built over 130 units of the type HF 110 C. Those units

surviving the war played a much larger, more important role in the peacetime that followed. In the Seventies and Eighties, the Bielefeld shirt manufacturer and steam locomotive fan Walter Seidensticker acquired three of these interesting steam locomotives of which today's "Nicki+Frank S" has had an extremely interesting career. The type HF 100 C with the builder's number Henschel 25982/1941 gave service until 1945 on the practice narrow gauge railroad Rehagen-Klausdorf in the area of Berlin. At the start of 1945, it was stored in Mittersill, Austria, where it was assigned after the end of the war to Zell am See and was stored there until 1948. In September of 1948, it was transferred to the Bregenz Forest Railroad in the Vorarlberg area, where it was overhauled, and where it was in service as ÖBB road number 798.101 from November of 1948

until February of 1952. Its career on the ÖBB was actually ended again at this point. In fact, in 1955 it came to Waidhofen/Ybbs, remained in storage, and finally ended up in 1958 at the narrow gauge cemetery in Ober-Grafendorf. It was retired officially in 1972 was then sold to the Hamburg construction company Spranger & Büll. They wanted to set up the locomotive at a children's playground. This did not happen however, and Walter Seidensticker acquired the locomotive in 1980 and had it transferred to the Mühlenstroth Small Steam Railroad near Gütersloh where it was stored and on display to be admired until 1983. The main shops at the Teutoburg Forest Railroad took over its overhaul that lasted until 1984. After then being christened with the name "Nicki S", it pulled steam-powered museum trains on the Jagsttal Railroad until 1986. Boiler damage and the closing down

of the Jagsttal Railroad at the end of 1988 delayed it being put back into service until 1990, when it found a new "old" home at the Bregenz Forest Railroad until 1992 pulling museum trains. An extensive overhaul at the maintenance facility in Görlitz with a new boiler, welded water tanks, and a welded tender by 1993 gave it a new life and a new, blue paint scheme. Then it ran as "Nicki+Frank S" on the Racing Roland on Rügen pulling special trains. This guest role lasted until the end of June in 2008. After 25 years and being re-gauged from 750 to 600 mm, the "Nicki+Frank S" returned to the Mühlenstroth Small Steam Railroad again. The locomotive has been technically adapted to the times and it has been overhauled in its appearance. It was on display again for the first time for the 35th anniversary of the association on August 17 as road number 4 and is still running there.



24266 Nicki & Frank S Narrow Gauge Locomotive with a Tender

Road number 4 narrow gauge locomotive with a tender painted and lettered for the narrow gauge line Dampfkleinbahn Mühlenstroth (DKBM).

This former army narrow gauge locomotive was built under factory number 25982 by Henschel & Sohn (Kassel). This locomotive was owned by Walter Seidensticker, Bielefeld, Germany, and came in 2008 back to the DKBM after being re-gauged. There it was used under the road number of its sibling Frank S.

The model is prototypically painted and lettered. It has a digital decoder and prototypical steam locomotive sound such as coal being shoveled, squealing brakes, and chuffing, the sound of a bell and a whistle, etc. – in short everything

that is part of the sounds of a steam locomotive can be called up here. Both the locomotive and the tender have a powerful Bühler motor, making this model a great puller. The engineer's cab has interior details like the original and

the cab doors can be opened. In addition, this locomotive has traction tires, a smoke unit, general-purpose sockets, and a mode of operation switch. Length over the buffers 52 cm / 20-1/2".







Field Railroad



24140 Steam Locomotive

This is a steam locomotive for a small railroad in Era III. It was designed for light narrow gauge railways and was built in large quantities by Orenstein & Koppel. Such small steam locomotives and others like it were used on narrow gauge industrial, logging, and other light railroads. The LGB model is richly and finely detailed as well as extensively lettered.

The motor and gear drive have been reworked compared to earlier versions of this model. The side rods and valve gear have working details. Also, both wheel sets on the locomotive are powered. In addition, the model has a figure of a locomotive engineer and an engineer's cab closely based on the prototype. Length over the buffers 21 cm / 8-1/4".



25910 Narrow Gauge Diesel Locomotive

KJF narrow gauge diesel locomotive as it looked in Era IV. The original of this narrow gauge locomotive type was built by Deutz. Such small, narrow gauge diesel locomotives and units similar to them were and are used in all types of narrow gauge rural, industrial, and logging railroads. This LGB model is richly and finely detailed as well as extensively lettered. Compared to previous versions of this

model the motor and gear drive have been technically overhauled. Both wheel sets on the locomotive are powered. In addition, the locomotive has a figure of an engineer and a prototypically detailed cab. Length 19 cm / 7-1/2".



II III IV V  15 +

42430 Dump Car, Red

Dump cars were used in large numbers in quarries and mines. They were used to carry sand, clay, coal, or ore. The LGB model reproduces a typical dump car. This model can be used for Eras II to V.
Length over the buffers 17 cm / 6-11/16".



II III IV V VI  15 +

49170 Narrow Gauge Rural Railroad Car Set

This car set consists of 4 cars, of them 1 stake car loaded with barrels for old oil, 2 different high-side gondolas, and 1 car with boards for walls. All of the cars have authentic

paint schemes. The cars can be loaded prototypically.
Total car set length over the buffers approximately
72 cm / 28-3/8".

- Prototypical paint schemes.



Rhaetian Railroad

On October 9, 1889, the first part of the narrow gauge railroad from Landquart to Davos and from Landquart to Klosters was placed into operation. In accordance with Swiss Confederation tradition and the well-known Swiss broadmindedness all of the communities in the Prättigau Region and the inhabitants of Davos had approved the plans for railroad construction by the Dutchman Willem Jan Holsboer in a referendum three years before. The year of birth for the Rhaetian Railroad is viewed today as 1889. The route network includes 384 kilometers or 240 miles.





21225 RhB Class ABe 8/12 "Allegra" Powered Rail Car Train

RhB (Rhaetian Railroad) class ABe 8/12 3-part electric powered rail car train. The model is in the version of the blue units on the Arosa Railroad. The model is fully equipped with two powerful Bühler motors, an mfx/DCC sound decoder with many light and sound functions as well as headlights with controllable long-distance lights, control panel lighting, engineer's cab interior lighting, and much more. The pantographs can be raised and lowered by

remote control on both end cars. All of the cars in the train have metal wheels and the center car has wheel sets with ball bearings. All of the doors can be opened. The model has many separately applied details such as conductors, plugs, windshield wipers, antennas, and rear view mirrors. The model has sprung buffers and complete rail clearance devices (the center part of the rail clearance devices can be replaced by a standard LGB coupler that is included with the train).

Length over the buffers 206 cm / 81-1/8".

- Version in the colors of the Chur – Arosa rail line.

One-time series.

A complete train for the Arosa Railroad can be assembled with the 37674 and 37675 passenger cars as well as the 37690 baggage car.



Rhaetian Railroad



21427 RhB Class Ge 4/4 III "Coop" Electric Locomotive

The class Ge 4/4 III are among the newest locomotives in the world. These locomotives pull express trains as well as freight trains. The model of the Ge 4/4 III, Road Num-

ber 641 has full advertising for "Coop". The paint scheme and lettering are prototypical. The locomotive has two powerful Bühler motors driving all of the wheel sets, and it has traction tires. The locomotive is equipped with an mfx/DCC sound decoder with many special functions such

as headlight changeover, controllable lighting, and much more. The locomotive has a selector switch for the mode of operation and general-purpose sockets. The pantographs are powered by motors. The cab doors can be opened. Length over the buffers 65 cm / 25-5/8".

The new 45898 Coop car as well as all of the previously offered Coop cars go very well with this locomotive.





24450 RhB Ge 2/4 Electric Locomotive

This is a model of the RhB class Ge 2/4 electric locomotive after being rebuilt in the Fifties. It has a new roof with a pantograph and resistance brakes as well as other changes compared to the original version. The locomotive has prototypical paint and lettering for Era III. Both driving wheel sets are driven by a powerful Bühler motor with ball bearings. The locomotive has traction tires. It also has an mfx/DCC decoder with many sound and light functions such as the headlights that change over with the direction of travel, cab lighting, and much more. Length over the buffers 38 cm / 15".

- New mold tooling.

This locomotive will go well with the new 31522 and 32522 RhB passenger cars or the 34553 baggage car.

*Mostly new tooling
First time for this converted form
in the LGB assortment*



Rhaetian Railroad



25390 RhB ABe 4/4 Powered Rail Car, Road Number 34

This is a model of an RhB ABe 4/4 powered rail car for use on the Bernina Railroad. It is painted cream/green for Era III with prototypical paint and lettering. All 4 wheel sets are driven by 2 powerful Bühler motors. The powered rail car has an mfx/DCC decoder with many light and sound functions. It also has many details typical of the era such as altered grab irons on the ends. Complete interior details, doors that can be opened, traction tires, interior lighting, and cab lighting complete this beautiful model. Length over the buffers 64 cm / 25-3/16".

First time with an mfx/DCC decoder and sound.

A passenger car to go with this model available under item number 33550.

*First time with an mfx/DCC decoder and sound
End lamp correct for the era*





24440 RhB Class Gea 2/4 Electric Locomotive

Between 1943 and 1946 three class Ge 2/4 electric locomotives with a center cab (so-called "flat irons") were rebuilt and given a new class number in order to have steam-free switching operations at the stations in Chur and Landquart. The savings in weight also made it possible to install a storage battery layout in road number 211. This locomotive was then designated as the class Gea 2/4. The 24440 LGB

model is a prototypical reproduction of this locomotive. The model has a powerful Bühler motor, an MTS decoder, working pantograph, headlights that change over automatically with the direction of travel, two general-purpose electrical sockets with a safety feature, six electrical pickups, a voltage limiting system, cab doors that can be opened, and traction tires.

Length over the buffers 38 cm / 15".



Rhaetian Railroad



The electric locomotive, road number Ge 4/4 II 627, completes the quintet of RhB anniversary locomotives. With its sidewall design it harkens back in a one-time, exclusive edition to the 100th anniversary of the line Chur – Arosa and presents the best known and most famous structure on this line, the 64 meter / 210 foot high and 284 meter / 931 foot 9 inch long Landwiese Viaduct. Among the extensive new features on the model are flush mounted windows in the cab and engine room, a separately applied right rearview mirror, sockets on the ends, and antennas on the roof.

28440 RhB Class Ge 4/4 II Electric Locomotive

This locomotive completes the quintet of RhB anniversary locomotives.

This Rhaetian Railroad class Ge 4/4 II, electric locomotive, road number 627, is painted and lettered for the anniversary locomotive for the 100th anniversary of the line Chur – Arosa. The model is being produced in a one-time series only in 2016. It has extensive features. The locomotive has

an mfx/DCC sound decoder with many sound functions such as the sound of the traction motors, train announcements, station announcements, compressor, whistle, blowers, squealing brakes, etc. The triple headlights change over with the direction of travel. The pantographs rise and lower electrically with the direction of travel. There is also cab lighting, general-purpose sockets, traction tires, and cab doors that can be opened. In addition, the locomotive has 2 powerful Bühler motors that power all of the wheel sets. New features are the windows in the cab and engine room that are flush with the sides, a separately applied rearview mirror on the right side, sockets on the front, and antennas on the roof. The locomotive is extensively painted and lettered true to the prototype.

Length over the buffers 57 cm / 22-7/16".

- **Reworked model**
 - Windows flush with the sides
 - Separately applied rearview mirror
 - Separately applied sockets
 - Separately applied antennas

One-time production.

Completes the quintet of the anniversary locomotives for the RhB
Route Chur – Arosa
Sold out at the factory

Rhätische Bahn

100
 CHUR – AROSA
 1914 + 2014



graubünden

Anniversary imprinting true to the original included



The Mark IV design express train passenger cars still form the backbone of the express trains on the Rhaetian Railroad. Currently these cars are being fundamentally rebuilt and updated. They are also getting a new paint scheme.

Together with the newly available 30511 second class cars, prototypical express trains can be assembled with these cars to go with the classes Ge 4/4 II and Ge 4/4 III locomotives.

The series will be continued.



35513 RhB Mark IV Express Train Passenger Car, 1st Class

Model of an RhB standard design Mark IV express train passenger car in the current version for an updated first class car in Era VI. This model is prototypically painted and lettered. The doors can be opened, and the car has factory-installed interior lighting. The car has metal wheel sets. Length over the buffers 67 cm / 26-3/8".



30511 RhB Mark IV Express Train Passenger Car, 2nd Class

Model of an RhB standard design Mark IV express train passenger car in the current version for an updated car in Era VI. This model is prototypically painted and lettered. The doors can be opened, and the car has factory-installed interior lighting. The car has metal wheel sets. Length over the buffers 67 cm / 26-3/8".

Together with the newly available 35513 first class cars, prototypical express trains can be assembled with these cars to go with the classes Ge 4/4 II and Ge 4/4 III locomotives.



Rhaetian Railroad

The Mark IV express train passenger cars still make up the backbone of express trains on the Rhaetian Railroad. Currently the cars are being thoroughly rebuilt and modernized. They are also being given a new paint scheme.



30512 RhB Mark IV Express Train Passenger Car, 2nd Class

This is a model of an RhB Mark IV express train passenger car as it currently looks as a modernized car. The paint and lettering are prototypical for Era VI. The car has interior details and doors that can be opened. It also has factory-installed interior lighting. The car has metal wheel sets. Length over the buffers 67 cm / 26-3/8".

This car is the ideal add-on to the 30511 and 30513 express train passenger cars.

The ideal add-on to the 30511 and 30513 passenger cars



31904 RhB Type ABt Cab Control Car

This is a model of an RhB type ABt cab control car for use in shuttle trains. The paint and lettering are prototypical for Era VI. The car has complete interior details, white/red headlights and marker lights that change over with the direction of travel in analog operation, and interior lighting. Power pickup is done by means of wheel sets mounted in ball bearings. The car's doors can be opened. Length over the buffers 62 cm / 24-3/8".

New edition with a different car number.

White headlights / red marker lights





30675 RhB Car Set

Car set consisting of 3 RhB modern express train passenger cars, including car number AB 1546, a 1st/2nd class car, and car numbers B 2309 and B 2312, two 2nd class cars. The cars are a special edition with the logo for the anniversary of the Bernina Railroad. The cars have prototypical paint schemes and lettering. They are equipped with interior lighting, metal wheel sets, and doors that can be opened.

Length over the buffers for each car 62 cm / 24-3/8".

The cars from the 30675 set can be added to the 20225 Allegra to make a prototypical express train on the Bernina Railroad.



Rhaetian Railroad



37676 RhB Passenger Car, Car Number A 1256

At the beginning of 2012 the former salon car with panorama windows, car number As 1256, was painted again in the RhB standard red color scheme and was newly designated as A 1256. The LGB model authentically reproduces this RhB passenger car. The model is extensively imprinted, it has doors that can be opened, and it has built-in interior lighting. The car also has metal wheels. Length over the buffers 62 cm / 24-3/8".



30521 RhB Dining Car, Car Number WR 3811

This dining car is used on the RhB to provide passengers with dining services on the Glacier Express. This model is prototypically painted and lettered for Era V. The car has interior details and doors that can be opened. Length over the buffers 66 cm / 26".

*The doors can be opened
Interior details*





31522 RhB Passenger Car, 1st/2nd Class

This is a model of an RhB express train passenger car, 1st and 2nd class. The paint and lettering are prototypical for Era III. The car has many separately applied details and doors that can be opened. It also has finely modelled interior details. The car has factory-installed interior lighting. It also has metal wheel sets.

Length over the buffers 66 cm / 26".

- New mold tooling, new side walls.

Other Era III RhB cars are available under item numbers 32522, 33550, and 34553. The 24450 locomotive goes well with them.

New mold tooling, new side walls



32522 RhB Passenger Car, 2nd Class

This is a model of an RhB express train passenger car, 2nd class. The paint and lettering are prototypical for Era III. The car has many separately applied details, and the doors can be opened. The interior details are finely modelled. The car has factory-installed interior lighting. It also has metal wheel sets.

Length over the couplers 66 cm / 26".

Other Era III RhB cars are available under item numbers 31522, 33550, and 34553. The 24450 locomotive goes well with them.



Rhaetian Railroad



32521 RhB Passenger Car, 2nd Class, Car Number B 2225

For many years, the so-called steel cars formed the image of the RhB express passenger trains. This is a 2nd class car with prototypical paint and lettering. It has metal wheel sets and interior lighting. Length over the buffers 66 cm / 26".

This car together with the 32520, 31523, 31521, and 30523 cars can be used to make up a complete express passenger train of steel cars.



35690 RhB Baggage Car

RhB baggage car in the original paint scheme of the Seventies. The car has a new car number D 4214. It has metal wheel sets and doors that can be opened. Length over the buffers 62 cm / 24-3/8".

The 35690 car can be added to the 31676, 31677, 31678 cars or also the earlier 3167 and 31675 cars to make up a prototypical train.





34553 RhB Type D2 Baggage Car

This is a model of the RhB type D2 two-axle baggage car. This is a finely detailed model of the car with a smooth steel body. The paint and lettering are prototypical for Era III. The doors on the end walls and the sliding doors on the sides can be opened. The car has metal wheels. Length over the buffers 45 cm / 17-3/4".

- New mold tooling.

This car goes well with the new 23450 and 23406 locomotives as well as the new 31522, 32522, and 33500 passenger cars.

New tooling
Doors that can be opened
New superstructure



33550 RhB Passenger Car, Car Number B 2082

This is a model of an RhB passenger car, 2nd class. It is in the cream / green paint scheme for Era III, and the paint and lettering are prototypical. The car has completely modeled interior details. It also has metal wheel sets. Length over the buffers 45 cm / 17-3/4".

Goes well with the 25390 powered rail car.



Rhaetian Railroad



33666 RhB GEX Panorama Car, 1st Class

The Glacier Express runs from St. Moritz to Disentis on the lines of the RhB and from there is run by the MGB to the endpoint in Zermatt.

The LGB model is a prototypical reproduction of a new panorama car, 1st class, as it looked in Era V. The model has interior details and interior lighting.

Length over the buffers 68 cm / 26-3/4".



33667 RhB Glacier Express Dining Car

This service car was built for the new, very modern Glacier Express. A prototypical modern Glacier Express of the current era can be reproduced with this model and the RhB/MGB panorama cars (LGB 33666/33664/33663 etc.). The car has tooling changes.

The model has new prototypical interior details and interior lighting.

Length over the buffers 68 cm / 26-3/4".





39661 Bernina Express Car Set

The Rhaetian Railroad's Bernina Express connects the Swiss city of Chur with the Italian city of Tirano on the rail line listed as a UNESCO world heritage. This tourist train surmounts at the high point of the line (Ospizio Bernina) an altitude of 2,253 meters / 7,391 feet above sea level. This prototypically painted car set that can be used by itself can also be added to the 49660 car set to make up a

prototypical train. The set consists of a 2nd class car and a 1st class car. All of the cars are in the new paint scheme for Era V as of 2005. This paint scheme is extensively and prototypically applied to the cars. The doors can be opened and the cars have interior lighting and metal wheels. Both cars are individually packaged. Length over the buffers for each car 68 cm / 26-3/4".

The 39661 car set can be added to the earlier 49660 car set to make up a prototypical train.



Rhaetian Railroad



40122 RhB Maintenance Car

RhB type Xk maintenance car, consisting of a low side car with a tank mounted on it and a platform for controlling weeds on the tracks. The car is prototypically painted and lettered for Era V. It has metal spoked wheels. Length over the buffers 34 cm / 15".

A typical train for track maintenance can be assembled by using this car along with the 40817 auxiliary equipment car.



40816 RhB Type Xk Railroad Maintenance Car

Type Xk railroad maintenance car for the catenary department at Landquart. Former Rhaetian Railroad type Gb 5915 boxcar. Freight cars no longer needed for regular service are sometimes rebuilt for maintenance service and serve as material cars are. 40816 is an authentic model with extensive paintwork and lettering. The paint scheme is correct on the frame and the handrails. The doors can be opened. The car has metal wheels.

Length over the buffers 39 cm / 15-3/8".



V  15 +

40817 RhB Auxiliary Emergency Car, Car Number Xk 9005

RhB auxiliary emergency car, car number Xk 9005, in the paint and lettering scheme for Era V. Several older freight cars that were no longer needed were rebuilt as material cars for emergency trains and for maintenance service. This model is prototypically painted and lettered. The doors can be opened and the car has metal wheel sets. Length over the buffers 39 cm / 15-3/8".

This car goes well with the 40122 maintenance car.




VI  15 +

45922 RhB Type Re-w Stake Car

RhB type Re-W 4-axle stake car with aluminum hinged side walls and stakes, can be used in different eras. This kind of car was purchased in large numbers and serves chiefly to transport wood. The car has a prototypical paint scheme and lettering. The side walls can be folded down. It also has metal wheels.

Length over the buffers 66 cm / 26".



Rhaetian Railroad

VI  15 +

40922 RhB Stake Car Set

Car set consisting of two RhB type R-w and Sp-w four-axle stake cars. The type R-w car is loaded with two newly tooled waste removal containers in different colors. The type Sp-w car does not have a brakeman's platform with a hand brake. The paint scheme and lettering for the railroad cars is prototypical. Both cars are individually packaged. Length over the buffers for each car 66 cm / 26".

- Newly tooled waste removal containers.



IV V  15+

45141 RhB Type Kkp Stake Car Set

This car set consists of 2 RhB type Kkp two-axle stake cars painted and lettered for Eras IV/V. These cars were purchased primarily for transporting lumber. These are prototypical models with improved, authentic paint schemes and lettering. Both cars are loaded with a stack of real wood and have metal wheels. Both cars are individually packaged.

Length over the buffers for each car approximately 33.5 cm / 13-3/16".



Rhaetian Railroad



46891 RhB McDonald's Container Car

This is a model of a Rhaetian Railroad two-axle container car, loaded with a refrigeration container for the fast food chain McDonald's Switzerland. The car is prototypically painted and lettered for Era VI, and the paint scheme on the container looks as it currently does in service in Switzerland. The car has metal solid wheel sets. Length over the buffers 41 cm / 16-1/8".

Over 50% of the transport done by McDonald's Switzerland is done by rail to benefit the environment, mostly with these refrigeration containers.



47893 RhB "La Posta" Container Flat Car

RhB two-axle container flat car with a new car number in an Era VI version. The car is loaded with a prototypical mail container lettered for the operating company "La Posta". The container has a new registration number 867 with the lettering "per pacchi esigenti". The container has extensive lettering, including on the container's top side. Length over the buffers 41 cm / 16-1/8".



47894 RhB "La Poste" Container Transport Car

This is an RhB two-axle container transport car with a new car number, painted and lettered for Era VI. It is loaded with a prototypical postal container lettered for the operator company "La Poste". The container has a new registration number 791 with the advertising slogan "jour et nuit" / "day and night". The container, including the top of the container, is extensively imprinted. Length over the buffers 41 cm / 16-1/8".

This car goes with the 47892 postal container car (container with German lettering) and 47893 postal container car (container with Italian lettering) previously offered.





49690 RhB Hopper Car Set

Four-axle hopper cars are also among the special cars on the Rhaetian Railroad. They are used mostly to transport ballast. These bulk freight cars painted in yellow are specially designed for the RhB track maintenance trains. They differ in several details from the other hopper cars. The operator can use a mechanical system to measure the quantity of ballast sliding out of the hopper car when the train is moving slowly.

This LGB set includes a type Xac yellow maintenance car with fine, detailed paintwork and lettering and also imprinted repaired areas. The set also includes a brown type Fac hopper car.

The LGB models each have four unloading hatches that can be opened. Both cars are individually packaged. Length over the buffers per car 55 cm / 21-5/8".



Rhaetian Railroad



41701 RhB Tank Car

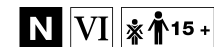
This is a model of an RhB type Za tank car. It is prototypically painted and lettered for Era VI. This car can be filled and emptied like the prototype. The car has metal wheel sets and sprung buffers. It is realistically weathered. Length over the buffers 62 cm / 24-3/8".

The addition of this car can lengthen the train from the 49700 car set by another car with a different car number.

Prototypical weathering included
Fill and empty like the prototype



Partially new tooling
New roof
New side walls and doors



48570 RhB Type Haik-v Sliding Wall Boxcar

This is a Rhaetian Railroad (RhB) 4-axle sliding wall boxcar with large RhB lettering. The car has new doors with vertical braces and a short roof over the brakeman's platform. The car is prototypically painted and lettered. Naturally, the sliding doors can be opened and closed like the prototype. The car has metal solid wheels. Length over the buffers 62 cm / 24-3/8".

- New mold tooling
 - New doors with vertical braces
 - Short roof





48571 RhB Type Haik-qv Sliding Wall Boxcar

This is a model of a Rhaetian Railroad (RhB) 4-axle sliding wall boxcar. The car is prototypically painted and lettered for Era V. Different advertising themes "Rhäzünser" and "Passugger" are on each side of the car. The sliding doors can be opened and closed like the prototype. The car has metal solid wheels.

Length over the buffers 62 cm / 24-3/8".

Different advertising themes are on each side of the car
The sliding doors can be opened and closed like the prototype



Rhaetian Railroad

N IV   

40082 RhB Boxcar

This is a model of an RhB type Gak-v boxcar. It is prototypically painted and lettered for Era IV. It is the version with silver sliding doors that can be opened. The car has metal wheel sets. Length over the buffers 62 cm / 24-3/8".

Ideal add-on to the 40080 car set.



N IV   

40083 RhB Boxcar

This is a model of an RhB type Gak-v boxcar. It is prototypically painted and lettered for Era IV. It is the version with brown sliding doors that can be opened. The car has metal wheel sets. Length over the buffers 62 cm / 24-3/8".

Ideal add-on to the 40080 car set.



IV 15 +

43811 RhB Type Gbk-v Boxcar

Boxcars were purchased by the Rhaetian Railroad in very large quantities.

This model reproduces a car from the series 5531 to 5600 in Era IV with a new car number. The car has an authentic paint scheme and complete, extensive lettering. The doors can be opened.

Length over the buffers 39 cm / 15-3/8".



III 15 +

49140 Car Set with Flat Cars for Containers

Car set with flat cars for containers consisting of 2 type Lbk flat cars from the 2nd production run, loaded with 2 containers. These cars were used on the RhB in general service, such as for gravel during track laying or earth removal, etc. The cars are prototypically painted and lettered. The

containers can be opened with levers and have individual container numbers. Both cars have metal wheels and are individually packaged.

Length over the buffers per car approximately 34 cm / 13-3/8".



Rhaetian Railroad



40092 RhB Low Side Car with a Brakeman's Platform and a Freight Load of Pipe

This is an RhB type M1 2-axle low side car for Era III. It is a finely detailed model with prototypical paint and lettering, loaded with black pipe.

Length over the buffers 34 cm / 13-3/8".

This car goes with the new 23406 and 24450 locomotives as well as with the other RhB freight cars for Era III such as 43882, 45300, 44800, or 40121.



III IV  15 +

45300 RhB Freight Car, Car Number Gk 5269

The cars of this type were purchased by the RhB starting at the end of the 19th century and for many years, they were the backbone of the freight trains. This model reproduces how the cars looked in Eras III/IV and is prototypically painted and lettered. Some of the boards on the car's superstructure are represented as replaced and weathered. The doors can be opened. The car has metal solid wheel sets.

Length over the buffers 30 cm / 11-13/16".



III  15 +

43882 RhB High Side Gondola

These gondolas were purchased between 1911 and 1913 and were still in use on the RhB several years ago. This is a prototypical model painted and lettered for Era III. The car has metal wheel sets.

Length over the buffers 40 cm / 15-3/4".

This car continues the series of RhB cars from Era III such as 44880, 45140, or 40121. It goes very well with the class Ge 6/6 I "Crocodile" electric locomotive, for example, Item Number 23405, or the Ge 2/4 in both versions, Item Numbers 22450 and 24440.



Furka Oberalp Railroad (FO)



23460 FO Class HGe 2/2 Rack Railway Electric Locomotive

All four of the class HGe 2/2 locomotive delivered in 1916 immediately assumed the task of pulling electric trains on the 3.75 km / 2.34 mile long Schöllten Railroad. After the Schöllten Railroad was merged into the Furka-Oberalp Railroad, these quaint electric locomotives were painted in the color and lettering scheme of the FO. Not one of these interesting units has been preserved.

The LGB model has been given a new road number and machine number. It is very high quality, and prototypically painted and lettered. It can be run with adhesion drive as well as with rack drive. It has an MTS decoder, a selector switch for the mode of operation, headlights that change over with the direction of travel, and cab lighting. The engineer's cab doors can be opened. The model also has a powerful Bühler motor, working catenary operation, a voltage limiting system, 2 general-purpose sockets with a

locking feature, and 8 electrical pickups. The car set to go with this locomotive can be found in the LGB assortment (LGB item number 36641). And, with the LGB rack system (item numbers 10210, 10220) you can overcome steep grades prototypically. Length over the buffers approximately 28.5 cm / 11-1/4".



Montreux-Berner Oberland Railroad (MOB)



27425 MOB Class Ge 4/4 Electric Locomotive

The MOB (Montreux-Berner Oberland Railroad) has 4 class Ge 4/4 locomotives (road numbers 8001 to 8004). The units delivered by SLM/ABB resemble down to the electrical parts the class Ge 4/4 III of the Rhaetian Railroad, but they work with 850 volts direct current. One unit, road number 8003, was painted in the striking design as a so-called cow locomotive. The LGB model reproduces this striking locomotive. The LGB model reproduces this striking locomotive.

tive perfectly. The model also has prototypical technology: The pantographs raise and lower automatically and both pantographs are always in contact with the catenary prototypically. The headlights and marker lights change from white to red. The cab and the instruments on the control panel at the front of the locomotive are lighted. This model can pull heavy trains on steep grades with its two powerful motors. This detailed, weatherproof model is very well

equipped. It has a factory-installed MTS decoder onboard for analog and digital operation, cab doors that can be opened, and two mode of operation switches. The current can be taken from the track or the catenary. The locomotive has two encapsulated gear drives with seven-pole Bühler motors and all axles on the locomotive are powered. The locomotive has a traction tire, twelve electrical pickups, two pantographs that raise and lower automatically, a

voltage limiting system, headlights and marker lights that change over automatically with the direction of travel. It also has two general-purpose sockets with a safety feature and of course an extensive paint scheme. Length over the buffers 65 cm / 25-5/8".

Delivered with a numbered certificate of authenticity.



Montreux-Berner Oberland Railroad (MOB)



Experience the Alps as a true feast for the eyes. Many people say this can be done only in the MOB panorama cars. LGB is putting out a one-time series in 2016 for the 40th anniversary of the Montreux-Oberland-Bahn panorama cars.

These two special car sets each consist of two models of the modern MOB panorama cars with prototypical paint schemes and lettering for Era VI. All of the cars are equipped with complete interior details and interior lighting. The doors can be opened.

39667 MOB Panorama Car Set

The set includes car number Bs 223 car, second class, and car number Bs 252 car, second class. Length over the buffers 68 cm / 26-3/4".

39666 MOB Panorama Car Set

The set includes car number As 114 car, first class, and car number Bs 251 car, second class. Length over the buffers 68 cm / 26-3/4".

One-time series in 2016 for the 40th anniversary of the panorama cars on the MOB.

This car set will be produced only if there are enough orders entered.

A prototypical MOB panorama train can be assembled with this car set and with the 39666/39667 car set and the 27425 or 20420 MOB locomotives.

*One-time series in 2016 for the 40th anniversary of the panorama cars on the MOB
Sold out at the factory*

The photographs show an example of the Bs 252 second class car



V 

40284 MOB "Cardinal Bier" Boxcar

Many freight cars lettered with advertising can be found on the narrow gauge railroads in Switzerland. This type GK 503 boxcar lettered for the Montreux-Berner Oberland Railroad is advertising for Cardinal Bier. The sliding doors on this LGB model can be opened. You can add this car to your MOB freight train or run it with an MOB passenger car. Length over the buffers approximately 33 cm / 13".



IV V 

41284 MOB GLACIER Freight Car

The MOB has a goodly number of freight cars with advertising for companies. This model reproduces an Era IV/V car. Length over the buffers approximately 33 cm / 13".



Austrian Federal Railroad (ÖBB)



27520 ÖBB Diesel Electric Locomotive

Austrian Federal Railways (ÖBB) class 2091 diesel electric locomotive with a baggage area (diesel electric baggage powered rail car) as it looked in Era III. These units, the former ÖBB class 2041, later the class 2091, have the special feature of a baggage area in order to save having a separate service car. This LGB model also has this feature.

Moreover, this model has a tooling change with the proto-typical conversion to dual headlights.

The model has a built-in MTS decoder. 4 axles powered in encapsulated gear drives with 2 Bühler motors. 1 traction tire. A general-purpose socket with a safeguard feature is installed in the rear of the locomotive. The locomotive has a mode of operation switch and dual headlights that

change over with the direction of travel. The cab doors and baggage area doors can be opened. A figure of an engineer is included.

Length over the buffers 46 cm / 18-1/8".

The 65006 sound kit with realistic diesel sound can be installed in the 27520 locomotive.





25702 ÖBB Class 298 Steam Locomotive

This is a model of the Austrian Federal Railways (ÖBB) class 298 steam locomotive. It is prototypically painted and lettered for Era IV. A powerful Bühler motor drives all three driving wheel sets and the locomotive has traction tires. The locomotive has an mfx/DCC decoder with many functions that can be called up and controlled digitally such as different light and sound functions as well as a smoke generator. The dual headlights change over with the direction of travel.

Length over the buffers 34 cm / 13-3/8".

First time with mfx/DCC decoder and sound.

ÖBB cars to go with this locomotive will be available later.

ÖBB cars to go with this locomotive will be available later
Prototypical weathering included
Smoke unit
First time with mfx/DCC decoder and sound



Museumsbahn Tramways à Vapeur (M.T.V.)

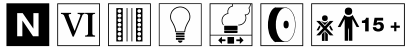
At the end of the 19th / beginning of the 20th century, a number of narrow gauge rail networks sprang up in France too. One of them formed the "Tramways d'Ille-et-Vilaine" (TIV), whose lines radiated out from the operational mid-point of Rennes. Between 1897 and 1924, a meter gauge network with a route length of 510 km / 319 miles developed. Notable were the quite long lines Rennes – La Mézière – Saint-Malo (79 km / 49 miles) or Rennes – Grand-Fougeray (64 km / 40 miles). A number of small steam locomotives were available for operation on the TIV lines: 12 Tramway steam locomotives (road numbers 1-12, Ct, 1897/98

Blanc-Misseron), 41 three-axle units (road numbers 51-69, Ct, 1901/02 and road numbers 70-91, Ct, 1908-14, both series from Corpet-Louvet) four 0-4-4-0T Mallet tank locomotives (road numbers 101-104, 1897, Corpet-Louvet), and two four-axle units (road numbers 201-202, 1931, Corpet-Louvet). The first line abandonments began as early as 1937, and the history of the TIV ended with the stopping of operation between Rennes and Saint Malo in 1950.

The small three-axle unit with the road number 75 remained preserved as the only TIV steam locomotive. Yet, before the abandonment of the last line, it was

sold along with its sibling locomotive road number 73 to the firm of Lambert in Vaujours en Seine et Marne, where both units were hauling freight cars filled with gypsum. After they were taken out of service in 1959, both units were in danger of being scrapped in 1962, but road number 75 emerged unscathed. Due to its better condition it was set up as a memorial in the museum at Saint-Mande and was even equipped with the smoke stack from road number 73 since its own smoke stack had been broken. After the museum was closed in the Eighties, this unit was acquired in 1987 by the "Fédération des amis des chemins de

fer secondaires" (FACS) and ran for the first time in November of 1989 at the "Musée des tramways à vapeur et des chemins de fer secondaires français" (MTVS). This museum is located at the train station of Valmondois in Butry-sur-Oise, 30 km / 19 miles north of Paris. Starting in 1996 this locomotive was due for a main overhaul, which turned out to be rather extensive due to the accumulations of gypsum. It was not until October 1, 2011 as part of the "Festivals of Steam" that the last remainder of the TIV could be presented under steam again on a kilometer / 0.63 mile long museum line.



20781 M.T.V. Class 030T Steam Locomotive

This is a model of the French museum railroad Musée des Tramways à Vapeur steam locomotive, road number 75. It has prototypical paint and lettering for Era VI as the locomotive still looks today in service. All of the wheel sets are driven by a powerful Bühler motor with ball bearings. The locomotive has traction tires. It also has an mtc interface connector for installation of the 55028 decoder. The headlights in the front and the factory-installed smoke unit can be turned on and off by means of mode of operation switch. Length over the buffers 31 cm / 12-1/4".

The 33201 passenger car and 40077 freight car are available to go with this locomotive.






33201 M.T.V. Passenger Car, Car Number B34

This is a model of passenger car number B 34 of the French museum railroad Musée des Tramways à Vapeur. The paint and lettering are prototypical for Era VI as the car still looks today in service. The car has complete interior details and doors in the end walls and platform doors that can be opened. It also has metal wheel sets.

Length over the buffers 36 cm / 14-3/16".

A prototypical train can be assembled together with the 20781 passenger car and the 40077 freight car just as it presently still runs on the M.T.V. museum railroad.




40077 M.T.V. Freight Car, Car Number G 5665 CFD

This is a model of French museum railroad Musée des Tramways à Vapeur freight car, car number G 5665. It is prototypically painted and lettered for Era VI, just as the car still looks currently in service. The car has metal wheel sets.

Length over the buffers 30 cm / 11-13/16".

A prototypical train can be assembled together with the 20781 locomotive and the 33201 passenger car, just as it still runs on the M.T.V. museum railroad.





USA

The “Pacific Electric Railway” (PE) – often known as the “Red Car System” – once formed the largest electric interurban network in America. In the greater Los Angeles area, the PE operated a system of electric rail lines that was over 1,600 kilometers / 1,000 miles. At its peak, it linked the center of Los Angeles with Pasadena, Alhambra, El Monte, Glendora, Pomona, and Monrovia in the north, with San Bernardino, Riverside, and Redlands in the east, with Hollywood, Burbank/Glendale, the San Fernando Valley, Beverly Hills, Santa Monica, Manhattan Beach / Hermosa Beach in the west, and with Long Beach, Newport Beach, Huntington Beach, San Pedro, and Redondo

Beach in the south. The origins of the “Red Car Systems” date back to 1895, when the first electric interurban from Los Angeles to Pasadena was opened. In 1901, railroad and real estate magnate Henry E. Huntington came upon the scene, founded the Pacific Electric Railway, took over the earlier lines, and quickly expanded the network. An ulterior motive in this was a good connection between his real estate properties on the periphery and the urban center. A “railroad war” began at almost the same time with the Southern Pacific Railroad (SP), which wanted to avoid parallel lines. As early as 1914, the center of Los Angeles saw more than 1,600

arriving and departing PE trains daily from all points of the compass. The system reached its peak in the mid-Twenties, and then began a slow decline, interrupted only by the traffic boom in World War II. In the postwar years, there were changes to bus operations in one fell swoop and in 1961 the last line to Long Beach ceased operations. Just thirty years later Los Angeles saw the renewal of the Long Beach line with an urban light rail line known as the “Blue Line”. The new underground “Red Line” to North Hollywood was the rebirth of PE lines going west and since then there have been other new light rail lines on former PE right-of-way.

The largest collection of more than 35 PE cars that is well worth seeing harkens back to the former PE at the “Orange Empire Railway Museum” in Perris, California, among them such famous units as the classic “Hollywood Cars” from the Twenties and the “Blimps”, which ran right up to the end. In San Pedro, there is also a tourist line in the form of the “Port of Los Angeles Waterfront Red Car Line” on former PE right-of-way. The two PE replica powered cars 500 and 501 as well as the original PE 1058 run here.



Los Angeles Streetcar



20381 Los Angeles Streetcar

This streetcar was once used all over the USA in countless cities. The model is painted and lettered prototypically in the colors of the famous red cars of the Pacific Electric in Los Angeles. All of the wheel sets are driven by two powerful Bühler motors. The car has an interface connector

for the 55028 decoder. The car has interior lights and headlights that change over with the direction of travel. The doors can be opened and the steps fold out. Length 55 cm / 21-5/8".



Opening and Closing Just Like the Original



Philadelphia Streetcar



20382 Philadelphia Streetcar


Model of a typical American streetcar in the paint scheme for Philadelphia. The model is prototypically painted and lettered. All of the wheel sets are driven by two powerful Bühler motors. The car has an interface connector for the 55028 decoder. The car has interior lights and headlights that change over with the direction of travel. The doors can be opened and the steps fold out. Length 55 cm / 21-5/8".



my PHILADELPHIA



Olomana



ISLAND OF OAHU



23130 Olomana Museum Steam Locomotive

This museum steam locomotive is well known in the USA and was originally built by Baldwin. It originally was used to haul narrow gauge trains on sugar cane plantations. Later it was brought to California. Still later this locomotive was restored and since then has been in the Smithsonian museum to be admired. In response to requests from many of our customers, we are issuing this model again in a visually refined version.

The model is extensively and absolutely prototypically painted and lettered. This weatherproof locomotive has a powerful motor driving two axles. It has a thoroughly prototypical air space between the boiler and the frame. The engineer's cab has been modeled true to the original. This model also has headlights, traction tires, 6 electrical pickups, and engineer's cab interior details, etc. Length over the buffers 28 cm / 11".



Hawaii

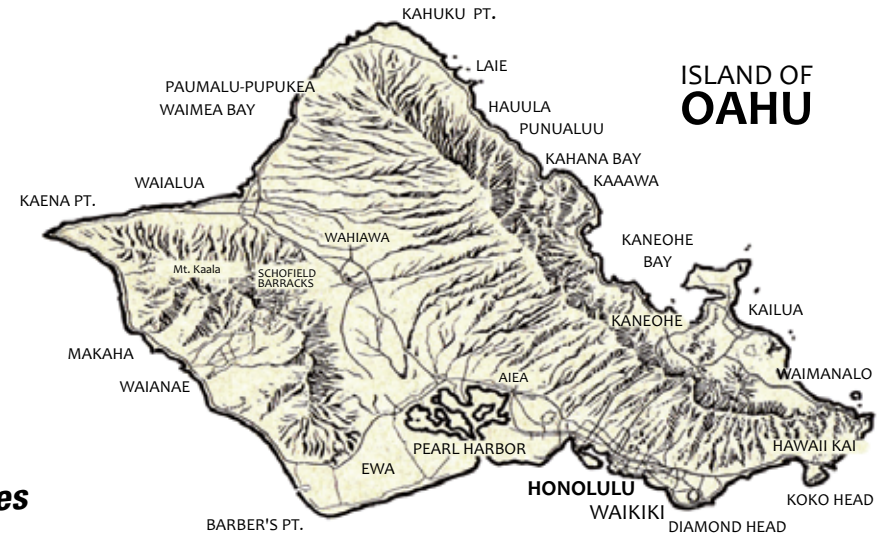


31432 Open-Air Observation Car, 1st Class

This is a model of an open-air observation car, 1st class, as it was in use on narrow gauge railways in Hawaii and elsewhere. The paint and lettering are prototypical. The seatbacks on the seats can be reversed as on the prototype so that the passengers are always facing in the direction of travel.

Length 19 cm / 7-1/2".

The ideal add-on to the 23130 "Olomana" steam locomotive.



Seat backs and lettering like the prototype for realistic prototype scenes



Seat backs can be reversed





Lehmann Sugar Company

Sugar Cane Transport

Sugar cane is cultivated all over the world in the tropics and subtropics and accounts for about 70% of the entire sugar production. In 2014, about 1.8 billion tons of sugar cane was grown whereby the 20 main growing countries brought in about 92% of the harvest. The largest sugar cane producers are currently (in descending order) Brazil, India, PR China, Thailand, Pakistan, Mexico, the Philippines, the USA, Indonesia, Australia, Argentina, Guatemala, Columbia, South Africa, Vietnam, Egypt, Cuba, Peru, Myanmar, and El Salvador. Naturally, sugar cane is also cultivated to a lesser extent on many islands in the Caribbean and the Pacific Ocean (in front rank the Fiji Islands). Sugar cane railroads were used mostly starting at the

end of the 19th century to transport sugar cane stalks to the sugar refineries that usually located in the operational sphere of the fields. They were usually done in narrow gauge, 610 mm / 24", or 914 mm / 36", more seldom in the gauges of 700 mm / 27-1/2", 1,000 mm / 39", and 1,067 mm / 42" (cape gauge) too. Even standard gauge sugar cane railroads could and still are to be found occasionally. By the end of World War II steam motive power predominated on the sugar cane railroads, yet then came successively the switch to diesel locomotives and later also the partial abandonment of rail operations with the introduction of truck transport. The last steam locomotives could be found on Cuba and in Indonesia, though even here the final hour has struck in the meantime. The most

fascinating modern narrow gauge systems (610 mm / 24") worldwide for transporting sugar cane are presently in the Australian federal state of Queensland. The cultivation of raw sugar cane and the 20 sugar refineries still in existence are located in a 1,430 kilometer / 894 mile long strip from Childers in the south to Mossman in the north of Queensland. The only job of these railroads is to transport freshly harvested sugar cane within 12 to 18 hours (maximum 24 hours) for processing in the sugar refinery. There the work goes on 24 hours a day and mostly seven days a week during the season from June to December. The extent of these sugar railroads is remarkable. Their route length is around 4,000 kilometers / 2,500 miles of which around 3,000 kilometers / 1,875 miles

rate as "main lines". Up to 36 million tons of sugar cane are transported per season. Around 250 diesel-hydraulic locomotives are used, each one with up to 520 kilowatts / 697 horsepower of output, as well as 52,000 sugar cane cars known as "bins". On average the trains travel around 35 kilometers / 22 miles from the fields to the sugar mill, although the farthest run to a sugar mill is 119 kilometers / 74 miles. The trains can run at speeds up to 40 km/h / 25 mph, haul up to 2,000 tons of sugar cane, and have a length of up to one kilometer / 0.625 miles.



24772 Lehmann Sugar Company Porter Steam Locomotive

This is a model of a Porter locomotive for the Lehmann Sugar Company, used on a railroad to transport sugar cane. The locomotive is finely painted and lettered and is prototypically weathered. Both wheel sets are driven by a powerful motor. The locomotive has a built-in mfx/DCC digital decoder with many functions such as controllable headlights, cab lighting, or a smoke unit as well as many sound functions. American link-and-pin couplers are included.

Length over the coupler 25 cm / 9-7/8".

- First time with sound.
- Prototypically weathered.

Cars to go with this locomotive are available under item number 49172.

First time with sound



N I - VI  15 +

49172 Lehmann Sugar Company Car Display

This is a model of a Lehmann Sugar Company car used on the railroad to transport sugar cane. It is finely painted and lettered.

Length over the couplers 16 cm / 6-5/16".

Display with 10 cars, each car imprinted with its own car number. All of the cars are individually packaged.

- Each car imprinted with its own car number.

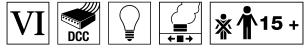
The 24772 Porter steam locomotive is available to go with this car set.

Display with 10 cars

Lehmann Sugar Company



Sandy River & Rangeley Lakes Railroad



27253 Sandy River & Rangeley Lakes Railroad Forney Steam Locomotive

Forney Dampflok painted and lettered for the SR&RL. This model has a powerful motor, headlights that change over with the direction of travel, a general-purpose socket,

and a digital interface connector. A digital decoder can be installed in the locomotive with no problem. The locomotive has a cowcatcher on the front. Length 45 cm / 17-3/4".





White Pass & Yukon Railroad

GOLD! GOLD! GOLD!

... Was the impetus to build the White Pass & Yukon Route (WP&YR). In 1896, George Carmack and his two Indian guides Skookum Jim and Charlie Dawson discovered a couple of flakes of gold in Bonanza Creek in the Klondike. This gold was certainly hardly enough to fill a used cartridge of a Winchester, but it was enough to unleash an unbelievable stampede: the Klondike Gold Rush. Sir Thomas Tancrede, an investor from London, and Michael J. Heney, an experienced railroad builder, met to facilitate the arduous transport of freight and people in this inhospitable region. Tancrede initially expressed his doubt that the railroad could surmount the coastal mountains, but

Heney was of a different opinion: "Give me enough dynamite and labor, and I'll build a railroad to Hell." Thus was the White Pass & Yukon Railroad Company founded in April of 1898.

This rail line was certainly viewed by many as an impossible task, but as early as 26 months later it had achieved the following. 35,000 workers with picks and shovels as well as 405 tons of black powder fought their way through the coastal mountains despite the harsh climate and the dangerous terrain to create one of the most impressive narrow gauge railroads (914 km / 571 miles) in the world. It climbs from sea level in Skagway up a good 873 meters / 2,720 feet in only 32 kilometers / 20 miles to White Pass with

grades of almost 3.9%. The construction crews finally met up on July 29, 1900 in Carcross, where a golden spike was driven in a festive celebration. The 177.7 kilometer / 111 mile line from Skagway in the American territory of Alaska up to the Canadian Whitehorse (?Yukon Territory) was complete. However, the highpoint of the Klondike Gold Rush was already past when the railroad was put into operation. Yet the WP&YR lived on, because the mining now concentrated increasingly on silver, copper, and lead. It was even a pioneer in container service in that it introduced the first container train in the world in 1956. Its tentative end was not sealed until the closing of numerous mines in 1982, and the closing

of the line took place on October 7 of the same year. Yet the WP&YR reinvented itself as early as 1988 as a tourist attraction since more and more cruise ships were docking in Skagway, and tourism began to boom in the area. At first, the railroad ran again between Skagway and White Pass. From 1992 on it went to Bennett and from 2007 on finally to Carcross. Twenty diesel-electric locomotives from ALCO and GE are currently available for operations as well as 82 restored and copied passenger cars and two steam locomotives.



20060 WP&YR Gang Car

This is a model of a typical gang car for the White Pass & Yukon Railroad. It is completely new tooling. It has finely detailed construction in the prototypical orange red paint scheme and lettering for Era VI. Both wheel sets are driven from a powerful motor with ball bearings. The white headlights / red marker lights change over with the direction of travel. The gang car has an interface connector for installation of a digital decoder. A special size mfx/DCC decoder is available for this model under item number E275227. The regular LGB couplers mounted on this car can be replaced by the link-and-pin couplers included with the model. These couplers are based on an American prototype. Length over the couplers 22 cm / 8-5/8".

- Completely new tooling.

A material transport car to go with this gang car is available under item number 49191.

Hand sample



Link-and-pin couplers included





20061 WP&YR Gang Car

This is a model of a typical gang car for the White Pass & Yukon Railroad. It is completely new tooling. It has finely detailed construction in the prototypical yellow/green paint scheme and lettering for Era VI. Both wheel sets are driven from a powerful motor with ball bearings. The white headlights / red marker lights change over with the direction of travel. The gang car has an interface connector for installation of a digital decoder. A special size mfx/DCC decoder is available for this model under item number E275227. The

regular LGB couplers mounted on this car can be replaced by the link-and-pin couplers included with the model. These couplers are based on an American prototype. Length over the couplers 22 cm / 8-5/8".

- **Completely new tooling.**

A material transport car to go with this gang car is available under item number 49191.



49191 Flat Car for Gang Car

This is a model of a two-axle material transport car to go with the 20060 and 20061 American gang cars. Like the original, this is a very simple car for transporting construction material or large tools. The regular LGB couplers mounted on this car can be replaced by the link-and-pin couplers based on an American prototype and included with this car. Length over the couplers 16 cm / 6-5/16".

The ideal add-on to the 20060 and 20061 gang cars.

***The ideal add-on to the
20060 and 20061 gang cars***



White Pass & Yukon Railroad



40808 WP&YR Tank Car

This is a model of a White Pass & Yukon Railroad tank car in Alaska. It has finely detailed construction and is painted and lettered for Era VI, just as the car still looks in current service in Alaska. The tank can be filled and emptied. The car has metal wheel sets.

Length over the couplers 42 cm / 16-1/2".



VI  15 +

36807 WP&YR Passenger Car

Model of a typical American old-timer passenger car painted and lettered for the White Pass & Yukon Route. The model is prototypically painted and lettered. The doors can be opened, and the car has complete interior details. The car has metal wheels.
Length 49 cm / 19-5/16".

A complete WP&YR train can be modelled with this car together with the 36816, 36846, and 40756 cars.



VI  15 +

36816 WP&YR Combine

Model of a typical American old-timer passenger car with a baggage compartment painted and lettered for the White Pass & Yukon Route. The model is prototypically painted and lettered. The doors can be opened, and the car has complete interior details. The car also has metal wheel sets.
Length 49 cm / 19-5/16".

This model is the ideal add-on for the 36807 passenger car.



White Pass & Yukon Railroad



36846 WP&YR Baggage Car

Model of a typical American old-timer baggage car painted and lettered for the White Pass & Yukon Route. The model is prototypically painted and lettered. The doors can be opened, and the car has complete interior details. The car has metal wheel sets. Length 49 cm / 19-5/16".

This model is the ideal add-on for the 36807 and 36816 cars.



40756 WP&YR Caboose

Model of a typical American drovers caboose painted and lettered for the White Pass & Yukon Route. This model is prototypically painted and lettered. The doors can be opened, and the caboose has complete interior details. It also has interior lighting and separately applied marker lights. The caboose has metal wheel sets, two of them with ball bearings for flicker-free power pickup. Length 49 cm / 19-5/16".

This car is ideal as an add-on for the 36807, 36816, and 36846 cars. With its lighted marker lights, it is a must-have feature for every train.



Durango & Silverton Railroad



36808 D&S RR Passenger Car

This is a model of the Durango & Silverton Railroad old-timer passenger car "Yankee Girl" in the new dark red paint scheme. The model is prototypically painted and lettered. The doors can be opened, and the car has complete interior details. It also has metal wheel sets. Length 49 cm / 19-1/4".

Goes well with the equally new 30261 "Rio Grande" open-air observation car. Other models will be available later.

Yankee Girl in a new dark red paint scheme and including complete interior details



The Rio Grande in a new dark red paint scheme and including complete interior details



30261 D&S RR "Rio Grande" Open-Air Observation Car

This is a model of the Durango & Silverton Railroad "Rio Grande" open-air observation car in the new dark red paint scheme. The model is prototypically painted and lettered. The car has complete interior details. It also has metal wheel sets. Length 49 cm / 19-5/16".

This car also goes with the new 36808 "Yankee Girl" passenger car. Other models will be available later.

Cumbres & Toltec Railroad

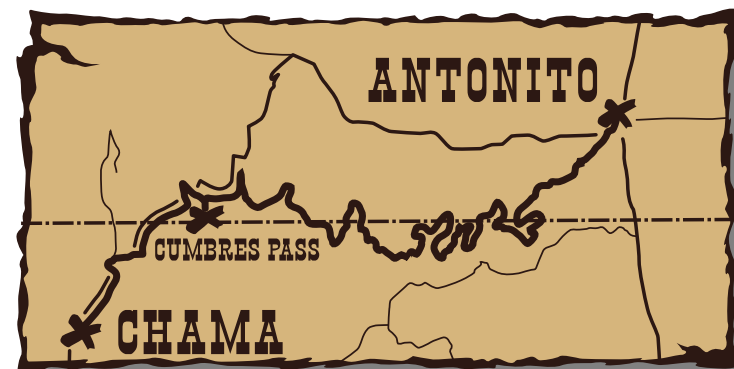
N VI  15+

The Cumbres & Toltec Railroad is a well-known tourist railroad that runs in the Southwest USA in the states of Colorado and New Mexico. It crosses the over 3,000 meter / 9,750 foot high Cumbres Pass.

40671 Cumbres & Toltec RR Boxcar

This is a model of a Cumbres & Toltec Railroad boxcar. It is designed with the logo and map of this tourist railroad in the Southwest USA. The doors can be opened. The car has metal wheel sets.

Length over the couplers 42 cm / 16-1/2".



The Caboose

A caboose was a fixed feature at the end of every freight train in North America for more than a century. Like the red schoolhouse and the red barn, the red caboose developed into an American icon. Yet soon after the disappearance of the steam locomotive, the caboose also became superfluous and so today it merely still keeps memories of the gold era of rail-roading alive. Actually, there are conflicting versions of how the caboose came by its name. A favorite story refers to a derivation of the word "Kabuis",

a small room or hut. More concrete however is the origin of the first railroad caboose, which can be traced back to the 1840s. Nat Williams, a train conductor of the small Auburn & Syracuse Railroad in the north of New York State, decided one day to convert the empty boxcar at the end of his train into a "rolling office". Williams sat there on a wooden crate and used a barrel as a desk. In addition, he stored flags, lanterns, chains, and other tools in this first caboose. By contrast, the origin of the unique cupola on the top of a caboose is attributed to T. B. Watson, a train conductor on the Chicago & North Western Railroad. In

1863, Watson had to use a boxcar unexpectedly as a caboose as the end of his train. This car had a hole in the roof. Watson came upon the idea of placing a pair of handy crates on top of each other and standing on them so that his head and shoulders protruded from the hole. This gave him a marvelous view over the entire train. After returning to his home station, Watson related his positive experiences to a chief mechanic. The latter suggested providing a caboose in the process of being built with a "lookout" and thus was born the first caboose with a cupola. By the mid-Twenties there were about 34,000 cabooses running on the

American railroads. In addition to the work area for the conductor, they often had bunk beds for sleeping, stoves for cooking, toilets, as well as electric heating, refrigerators, and radio communications starting in the Fifties. In addition, the cars were used as storage space for tools and all kinds of materials. In the beginning, most railroads painted their cabooses in a gleaming red color. Yet after World War II, cabooses began to turn up in many different colors, many of them similar to the paint schemes for the new diesel locomotives of the different railroads.



42793 Caboose

Model of a steelsided caboose as it was used with all freight trains in the Fifties and Sixties. This model is finely detailed and has complete interior details. The doors on the caboose can be opened. The model has metal wheel sets, 2 of them with ball bearings for electrical pickup for

the interior lighting and the lighted marker lights. A sheet of stickers with names and car numbers for the railroads Union Pacific, Santa Fe, Southern Pacific, Pennsylvania Railroad, and New York Central is included with this caboose so that the car can be appropriately lettered for your railroad. Length 49 cm / 19-5/16".

The right add-on for the 27872 Mikado.

5 sets of lettering



USRA Mikado



27872 USRA Mikado Steam Locomotive with Sound

Prototype: The 2-8-2 "Mikado" was generally one of the most successful steam locomotives built. The first Mikados were built in 1897 by Baldwin in the USA for the narrow gauge railroads in Japan. In World War I, this wheel arrangement was taken on as a standard by the United States Railroad Administration, and more than 1,000 "Mikes" were built for numerous American railroads and different railroads all over the world. These locomotives were used with great success, mostly in freight service.

Many of these locomotives were in service right up to the end of the steam era in the Fifties. A clear sign of a successful design.

Model: This detailed, weatherproof model has an extremely wide array of features. It has a factory-installed MTS decoder for analog and digital. The roof hatches on the cab can be opened. The firebox door can be opened and there is a flickering light from the firebox. The locomotive has a four-position selector switch for the mode of operation. It has an encapsulated gear drive with a powerful Bühler

motor. The locomotive has an articulated drive system (The locomotive will even run on the sharp radius "R1" for curved track.). Four axles powered, with two traction tires. The locomotive has twelve electrical pickups. It also has digital, electronic steam locomotive sounds synchronized with the motion of the wheels. The sounds of a bell, whistle, brakes, air pump, and feed water pump are also present. The locomotive has a built-in volume control. The sound functions can be remote controlled (with the multi-train control system). The locomotive has a voltage

limiting system. It also has a built-in smoke generator. The headlights change over automatically with the direction of travel. The locomotive has a general-purpose electrical socket with a safety feature. Five different sets of lettering (in addition to Union Pacific) for different railroads (New York Central, Pennsylvania, Santa Fe, Southern Pacific) are included to have different railroad names. Length 93 cm / 36-5/8".



5 sets of lettering



Southern Pacific Railroad (SP)



48671 SP Boxcar

This is a model of an SP (Southern Pacific Railroad) boxcar. It is prototypically painted and lettered for Era III. The car has many separately applied details and sliding doors on the sides that can be opened. It also has metal wheel sets. Length over the couplers 42 cm / 16-1/2".

This new item is available with a different car number as a variation:



48672 SP Boxcar





25555 SP Diesel Locomotive

This is a model of a heavy American SD 40 diesel locomotive painted and lettered for the SP (Southern Pacific Railroad). The paint and lettering are prototypical for Era V. Both trucks are driven by powerful Bühler motors with ball bearings and the locomotive has traction tires. The locomotive has a built-in mfx/DCC decoder with a variety of authentic sound and light functions, all digitally controlled. The locomotive has many separately applied details and doors to the cab that can be opened. Length over the couplers 63 cm / 24-13/16".

mfx/DCC decoder included for the first time



Southern Pacific Railroad (SP)



40871 DNAX Railcare Tank Car

This is a model of a tank car painted and lettered for the car leasing company DNAX Railcare. It is prototypically painted and lettered for Era V. It has many separately applied details, and the tank can be filled and emptied. The car has metal wheel sets. Length over the buffers 51 cm / 20-1/16".

This new item is available with a different car number as a variation:



40872 DNAX Railcare Tank Car

*Filling and emptying just like the prototype
Two different car numbers included*



Middleton & New Jersey Railroad (MNJ)



42933 MNJ Boxcar

This is a model of an MNJ (Middleton & New Jersey Railroad) boxcar. It is prototypically painted and lettered for Era V. The car has many separately applied details and sliding doors on the sides that can be opened. It also has metal wheel sets.
Length over the couplers 57 cm / 22-7/16".

This new item is available with a different car number as a variation:



42934 MNJ Boxcar



Burlington Northern and Santa Fe Railroad (BNSF)



42931 BNSF Boxcar

This is a model of a BNSF (Burlington Northern and Santa Fe Railroad) boxcar. It is prototypically painted and lettered for Era V. The car has many separately applied details and sliding doors on the sides that can be opened. It also has metal wheel sets.

Length over the couplers 57 cm / 22-7/16".

*Prototypical paint scheme
in two different variations*

This new item is available with a different car number as a variation:



42932 BNSF Boxcar



Individual car numbers



SHPX



43824 SHPX Center Flow Hopper Car

This is a model of a covered hopper car painted and lettered for the car leasing company SHPX. It is prototypically painted and lettered for Era V. The car has many separately applied details, and roof hatches and unloading hatches that can be opened. The car has metal wheel sets. Length over the couplers 54 cm / 21-1/4".

This new item is available with a different car number as a variation:



43825 SHPX Center Flow Hopper Car

*Prototypical paint scheme
in two different variations*



Individual car numbers



Amtrak



44931 Amtrak Material Car, Phase III

This is a model of a modern steel boxcar as a material car for the North American passenger train company Amtrak. It is prototypically painted and lettered for Phase III at the start of the Eighties. The sliding doors on the sides can be opened. The car has metal wheel sets. Length over the couplers 57 cm / 22-7/16".

*The materials car that is indispensable
on every line in North America*



Lake George & Boulder Railroad



N I - VI 15 +

48401 LGB Tank Car

This is a model of an American four-axle tank car painted and lettered for the Lake George and Boulder Railroad. Length 30 cm / 11-13/16".

The ideal add-on to the 72426 starter set.




N I - VI 15 +

31052 LGB Baggage Car

This is a model of a four-axle American baggage car painted and lettered for the Lake George and Boulder Railroad. It has sliding doors that can be opened. Length 30 cm / 11-13/16".

The ideal add-on to the 72327 starter set.



N I - VI 15 +

45651 Lake George and Boulder Railroad Caboose

The caboose was typical for an American freight train – a car for the crew such as the conductor and the brakeman.

This model of such a caboose is painted and lettered for the Lake George and Boulder Railroad. Length 30 cm / 11-13/16".



District Inspector's Handcar

I - VI 

20011 District Inspector's Handcar

Handcars are familiar on almost all railroads around the world, regardless of whether it's the DB, a forest railroad, a museum railroad, or an industrial railroad. They were used in the past and are still used large numbers today and for many decades have been an indispensable aid in maintaining rail routes and sometimes bringing supplies. On the LGB

model a powerful motor provides the drive for this comical unit. It is prototypically painted and has separately applied details such as bridges, picks, etc. When you turn the knob on the locomotive controller you'll see how the railroad worker makes it move prototypically. All 4 wheels on the model pick up current. Length over the buffers approximately 14 cm / 5-1/2".



69572 Tender with Sound

This Tender can be used to equip the locomotives from most of the LGB starter sets with auxiliary sound and at the same time increase the pulling power. The sounds of steam chuffing and of the whistle and bell – activated by track magnets – can be reproduced by means of the built-in

electronic circuit. An adjustable volume control allows you to adjust the sound level (no on/off switch for the sound). The tender also includes a track-mounted magnet for activating the bell or whistle and a sheet of stickers for custom lettering. Length over the buffers 22 cm / 8-5/8".



MZS  

21670 Track Cleaning Loco

This is a reproduction of a track laying machine as used all over the world. Cleaning dirty rails is child's play with this LGB model. Two cleaning wheels rotate in the opposite direction of the direction of travel to achieve the most effective cleaning. Length over the buffers 43.5 cm / 17-1/8".



Christmas 2016



36073 Christmas Car for 2016

The Christmas passenger car for 2016 is extensively imprinted with a wonderful theme. The model has interior details, also doors of course that can be opened, and is the ideal add-on to the previous series of LGB Christmas cars. The car has metal solid wheel sets. Length over the buffers 30 cm / 11-13/16".



32351 Trailer for the Christmas Streetcar

This is a trailer to go with the streetcar from the 72351 starter set and comes in an appropriate Christmas design. The trailer has interior lighting and a maker light, as well as metal wheel sets. Length 35 cm / 13-3/4".

The ideal add-on to the 72351 starter set.



Museum Car for 2016



40024 LGB "Leistritz" Museum Car for 2016

This is a DB type Res four-axle gondola, Era IV. It is loaded with a packed turbine rotor, lettered for Fa. Leistritz Nürnberg. The freight load is made of real wood, removable. The car has metal wheel sets.

Length over the buffers 42 cm / 16-1/2".

One-time series in 2016.

Only available at the Märklin Museum in Göppingen, Germany.

Loaded with a packed turbine rotor



LGB Club



The LGB Club – The Fascination of G Gauge

As a member of the LGB Club you're always somewhat closer to the fascination and passion of G Gauge. We offer you exclusive products and other things that are reserved only for our club members. In addition, you can share your excitement for garden railroading with others and benefit from many other advantages.

For a yearly membership fee of EUR 79.95 / CHF 109.95 / US \$ 109.00 (as of 2016) you'll receive the following club services*:

The LGB Depesche 4 Times a Year

The legendary LGB Depesche is back. On 64 pages you will experience everything from and about the world of LGB: very practical suggestions all about layout building, background stories about current LGB models and their prototypes, exclusive columns from garden railway experts, and many technical tips that make the hobby of garden railroading even more fascinating. The LGB Depesche – the indispensable source of information for all Gauge fans.

Exclusive Club model

Membership of the LGB Club entitles you to obtain an exclusive Club model, developed and produced only for you as Club members. We will send you a high quality, personalized certificate of authenticity to your address following delivery. Collect all these models, which change every year.

Exclusive Club present

As a Club member, an exclusive Club present will be sent to you once a year.

Annual Chronicle

Re-live the highlights of the LGB model railroading year on DVD whenever and as often as you like.

Catalog / New Items Brochures

Club members receive the annual main catalogue free of charge from their retailer. We also send you our new items brochures direct to your home.

Club Card

Your personal club card, issued each year, opens up the world of model railway hobbyists in a very special way. Because as a member, not only are you a premium customer, but you also receive impressive benefits from currently over 100 participat-

ing partners. Among them are the Miniatur Wunderland in Hamburg, the Hans-Peter Porsche TraumWerk in Anger, or the VGB Verlagsgruppe Bahn. Moreover, your personal membership card can be used to place orders for all the exclusive products offered to club members.

Favorable shipping terms from the Online Shop

Club members enjoy favorable shipping terms within Germany from our Online Shop.

Club trips**

Experience your hobby in a very special way and connect your model railway with its real-life example. On our club trips, as we travel through fairytale landscapes to wonderful destinations, you can also talk shop with your like-minded fellow travelers. And to top it all, club members receive a discount on the cost of the trip.

If you would be interested in a membership in the LGB Club, please contact us at:

LGB Club

Postfach 9 60
73009 Göppingen, Germany
Telephone: +49 7161/608-213
Fax: +49 7161/608-308
E-mail: club@lgb.de
Internet: www.lgb.com
or register online at club.lgb.de

The Club team is available by telephone to members
Monday – Friday from 1:00 PM to 5:00 PM
Central European Time.

We look forward to seeing you again in the LGB Club.



* These offers are not binding; the right to make alterations is reserved.
** Subject to availability

LGB Club Model for 2016



47833 RhB Tank Car as the Club Model for 2016

This is a model of an RhB type Za tank car in a special version with advertising for the Grison fuel dealer. It is prototypically painted and lettered for Era VI. Like the prototype, the car has a new tank platform without handrails. The tank can be filled and emptied. The car has metal wheel sets. Length over the buffers 48 cm / 18-7/8".

Club model, one-time production only in 2016.



Jetzt anmelden... *Join now...*

☒ Ja, ich will Mitglied im LGB Club zu den hier genannten Bedingungen werden
Yes, I wish to become a member of the LGB Club under the terms and conditions stated below

<input type="checkbox"/> *Herr *Mr.	<input type="checkbox"/> *Frau *Mrs./Ms.
<input type="text"/>	<input type="text"/>
Titel <i>Title</i>	
<input type="text"/>	
*Geburtsdatum (TT/MM/JJJJ) *Date of birth (DD/MM/YYYY)	
<input type="text"/>	
*Name, Vorname (bitte in Druckbuchstaben) *Last Name, First Name (please print)	
<input type="text"/>	
*Straße, Hausnummer *Street, Number	
<input type="text"/>	
*Adresszusatz *Additional address information (apt. no. etc.)	
<input type="text"/>	
*PLZ *Postal Code/Zip Code	*Ort *City/State/Province
<input type="text"/>	<input type="text"/>
*Land *Country	
<input type="text"/>	
Telefon <i>Telephone</i>	
<input type="text"/>	
@ E-Mail-Adresse @ E-mail	
<input type="text"/>	
Gewünschte Kommunikationssprache <i>Language requested</i>	
<input type="checkbox"/> DE	<input type="checkbox"/> EN
<input type="checkbox"/> FR	<input type="checkbox"/> NL
gewünschte Sprache für die LGB Depesche <i>LGB Depesche requested in</i>	
<input type="checkbox"/> deutsch <i>German</i>	<input type="checkbox"/> englisch <i>English</i>

Besonders interessiere ich mich für | *I am particularly interested in*

<input type="checkbox"/> Regelspur <i>Standard gauge</i>	<input type="checkbox"/> Mehrzugsteuerung <i>Multi-train control</i>
<input type="checkbox"/> analog <i>analog</i>	<input type="checkbox"/> Schmalspur <i>Narrow gauge</i>

Die mit * gekennzeichneten Felder bitte ausfüllen. | *Fields marked with * must be completed.*

Datum | *Date*

Unterschrift | *Signature*

Meinen Jahresbeitrag von EUR 79,95/CHF 109,95/US \$ 109.00 (Stand 2016) zahle ich: *I am paying my one year membership fee of EUR 79.95/CHF 109.95/\$ 109.00 U.S. Funds (as of 2016):*

☐ über nachfolgende Einzugsermächtigung: | *By direct debit as follows:*
(möglich in allen Ländern im Euro-Zahlungsraum und in der Schweiz)
(possible in all countries in the euro-zone and in Switzerland)
Hiermit ermächtige ich Sie widerruflich, den jeweils von mir zu entrichtenden Clubbeitrag bei Fälligkeit zu Lasten meines Girokontos einzuziehen.
I hereby grant authorization until revoked, to debit my checking account for the above membership fee.

IBAN
<input type="text"/>
BIC
<input type="text"/>
Bank <i>Bank branch</i>
<input type="text"/>
Name und Anschrift des Kontoinhabers (falls von nebenstehender Adresse abweichend) <i>Name and address of the account holder (if different from the address given above)</i>
<input type="text"/>
*Name, Vorname (bitte in Druckbuchstaben) *Last Name, First Name (please print)
<input type="text"/>
*Straße, Hausnummer *Street, Number
<input type="text"/>
*PLZ *Postal Code/Zip Code
*Ort *City/State/Province

☒ per Einzahlungsschein, den ich mit der Rechnung erhalte. | *By payment order that I receive with the invoice.*

<input type="checkbox"/> Überweisung (nach Rechnungsempfang) <i>Bank transfer (after receipt of invoice)</i>
<input type="text"/>

per Kreditkarte: | *By credit card:* ☐ Mastercard | *Mastercard* ☐ Visa | *Visa*

Name des Karteninhabers <i>Name of the cardholder</i>
<input type="text"/>
Kreditkarten-Nr. <i>Credit card no.</i>
<input type="text"/>
gültig bis <i>valid until</i>
<input type="text"/>
Wenn mein Konto die erforderliche Deckung nicht aufweist, besteht seitens der Bank keine Verpflichtung zur Einlösung. <i>If my account cannot cover this amount, the bank is under no obligation to honor it.</i>

Datum | *Date*

Unterschrift | *Signature*



Ihre Mitgliedschaft im LGB Club
Vielen Dank für Ihr Interesse an einer Mitgliedschaft im LGB Club! Wir freuen uns auf Sie! Bitte beachten Sie folgende Hinweise und Bedingungen für Ihre Clubmitgliedschaft, die das Verhältnis zwischen Ihnen und uns, der Gebr. Märklin & Cie. GmbH, Stuttgarter Straße 55–57, 73033 Göppingen, für Ihre Mitgliedschaft im LGB Club regeln:

Mitgliedsbeitrag
Wir erheben einen Mitgliedsbeitrag in Höhe von derzeit EUR 79,95 / CHF 109,95 / US \$ 109,00 pro Mitglieds-Jahr (je nach dem, in welchem Land Sie Ihren ständigen Wohnsitz haben). Auf dem Formular können Sie die von Ihnen gewünschte Zahlungsart angeben. Wir bieten Ihnen die Möglichkeit, Ihren Mitgliedsbeitrag per SEPA-Lastschrift, Einzahlungsschein, Überweisung oder Kreditkarte zu bezahlen.

Beginn und Ende Ihrer Mitgliedschaft
Ihre Mitgliedschaft (und damit Ihr persönliches Clubjahr) beginnt mit dem Datum des Zahlungseingangs Ihres Mitgliedsbeitrags bei uns. Sie erhalten alle zukünftigen Clubleistungen für die Dauer von einem Jahr. Die Mitgliedschaft verlängert sich automatisch um ein weiteres Clubjahr, wenn Sie nicht mit einer Frist von sechs Wochen vor Ende Ihres persönlichen Clubjahres uns gegenüber schriftlich kündigen.
Wir behalten uns vor, den Mitgliedsbeitrag zu erhöhen oder diese Mitgliedschaftsbedingungen zu ändern. Dies teilen wir Ihnen rechtzeitig vorher mit, verbunden mit Ihrem Recht, die Mitgliedschaft in diesem Fall mit einer Frist von drei Wochen außerordentlich zu kündigen. Darauf weisen wir Sie in diesem Fall auch noch einmal ausdrücklich hin.

Fragen und Kundenservice
Für Fragen steht Ihnen unser Clubteam gerne Montags bis Freitags von 13–17 Uhr zur Verfügung: Telefon + 49 (0) 71 61 / 608-213; E-Mail: club@lgb.de

Hinweise zum Datenschutz
Ihre personenbezogenen Daten, die Sie uns mit Ihrem Antrag zur Verfügung stellen, werden nach den Bestimmungen des Bundesdatenschutzgesetzes gespeichert. Sofern Sie uns nicht ausdrücklich Ihre Einwilligung in den Erhalt von Werbung erteilen, verwenden wir Ihre Daten nur für die Verwaltung Ihrer Mitgliedschaft im LGB Club.
Sie sind berechtigt, jederzeit Auskunft über Ihre bei uns gespeicherten personenbezogenen Daten zu erhalten und deren Verwendung jederzeit mit Wirkung für die Zukunft zu widerrufen, und Sie können nach Maßgabe der gesetzlichen Bestimmungen Ihre personenbezogenen Daten berichtigen, sperren oder löschen lassen. Bitte wenden Sie sich hierfür direkt an uns: Gebr. Märklin & Cie. GmbH, Stuttgarter Straße 55–57, 73033 Göppingen.

☐ Bitte schicken Sie mir Informationen über Produkte, Events und andere Aktivitäten von Märklin per E-Mail zu (diese Einwilligung können Sie jederzeit widerrufen)

Your LGB Club Membership
Thank you very much for your interest in the LGB Club! We are happy to welcome you! We kindly ask you to take notice of the following information and the terms and conditions governing the membership relationship between you and us, Gebr. Märklin & Cie. GmbH, Stuttgarter Straße 55–57, 73033 Göppingen, Germany:

Membership Fee
The membership fee amounts to EUR 79,95 / CHF 109,95 / US \$ 109,00 at the moment for every membership year (depending on where you have your permanent residence). You may specify your payment method in the form. We offer payment of the membership fee via SEPA Direct Debit Scheme, credit slip, bank transfer or credit card.

Beginning and termination of your membership
Your membership (and thereby your personal club year) begins with receipt of your membership fee by us. You will then receive all future club benefits for the term of one year. The membership prolongs automatically for another club year if you do not terminate your membership in writing with six weeks notice. We reserve our right to raise the membership fee or to change these terms and conditions. We will inform you in due time, combined with the right to extraordinarily terminate your membership with three weeks notice. We will advise you explicitly again in such case.

Questions and Customer Service
For any questions, please do not hesitate to contact our Club Team from Monday to Friday from 1:00 p.m.–5:00 p.m., Tel: + 49 (0) 71 61 / 608-213; E-Mail: club@lgb.de

Privacy Terms
Your personal data you provide us with in your application will be saved compliant with the stipulations set forth in the German Privacy Act. If you did not agree explicitly to receive advertising via email we will use your data only for administration purposes within the LGB Club. You are entitled to demand information about your personal data stored by us and to revoke the use of your data in future and you may let correct, block or delete your personal data. Please refer directly to us: Gebr. Märklin & Cie. GmbH, Stuttgarter Straße 55–57, 73033 Göppingen, Germany.

☐ Please provide me with information about Märklin products, events and other activities via email (you may revoke this consent at any time)

ANTWORT / REPLY
LGB Club
Postfach 9 60
73009 Göppingen
Deutschland / Germany



Widerrufsrecht

Sie haben das Recht, binnen vierzehn Tagen ohne Angabe von Gründen diesen Vertrag zu widerrufen. Die Widerrufsfrist beträgt vierzehn Tage ab dem Tag des Vertragsschlusses.

Um Ihr Widerrufsrecht auszuüben, müssen Sie uns, Gebr. Märklin & Cie GmbH, LGB Club, Stuttgarter Straße 55–57, 73033 Göppingen, Deutschland, Fax: +49 (0) 71 61/608-308, Tel: +49 (0) 71 61 / 608-213; Mail: club@lgb.de, mittels einer eindeutigen Erklärung (z. B. ein mit der Post versandter Brief, Telefax oder E-Mail) über Ihren Entschluss, diesen Vertrag zu widerrufen, informieren. Sie können dafür das beigefügte Muster-Widerrufsformular verwenden, das jedoch nicht vorgeschrieben ist. Zur Wahrung der Widerrufsfrist reicht es aus, dass Sie die Mitteilung über die Ausübung des Widerrufsrechts vor Ablauf der Widerrufsfrist absenden.

Folgen des Widerrufs

Wenn Sie diesen Vertrag widerrufen, haben wir Ihnen alle Zahlungen, die wir von Ihnen erhalten haben, einschließlich der Lieferkosten (mit Ausnahme der zusätzlichen Kosten, die sich daraus ergeben, dass Sie eine andere Art der Lieferung als die von uns angebotene, günstigste Standardlieferung gewählt haben), unverzüglich und spätestens binnen vierzehn Tagen ab dem Tag zurückzuzahlen, an dem die Mitteilung über Ihren Widerruf dieses Vertrags bei uns eingegangen ist. Für diese Rückzahlung verwenden wir dasselbe Zahlungsmittel, das Sie bei der ursprünglichen Transaktion eingesetzt haben, es sei denn, mit Ihnen wurde ausdrücklich etwas anderes vereinbart; in keinem Fall werden Ihnen wegen dieser Rückzahlung Entgelte berechnet.

Haben Sie verlangt, dass die Dienstleistungen während der Widerrufsfrist beginnen soll, so haben Sie uns einen angemessenen Betrag zu zahlen, der dem Anteil der bis zu dem Zeitpunkt, zu dem Sie uns von der Ausübung des Widerrufsrechts hinsichtlich dieses Vertrags unterrichten, bereits erbrachten Dienstleistungen im Vergleich zum Gesamtumfang der im Vertrag vorgesehenen Dienstleistungen entspricht.

Musterwiderrufsformular

(Wenn Sie den Vertrag widerrufen wollen, können Sie folgende oder eine ähnliche eindeutige Formulierung verwenden):

- Gebr. Märklin & Cie GmbH, LGB Club, Stuttgarter Straße 55–57, 73033 Göppingen, Deutschland, Fax: +49 (0) 71 61/608-308, Mail: club@lgb.de
- Hiermit widerrufe(n) ich/wir (*) den von mir/uns (*) abgeschlossenen Vertrag über den Kauf der folgenden Waren (*)/ die Erbringung der folgenden Dienstleistung (*)
- Bestellt am (*)/erhalten am (*)
- Name des/der Verbraucher(s)
- Anschrift des/der Verbraucher(s)
- Unterschrift des/der Verbraucher(s) (nur bei Mitteilung auf Papier)
- Datum

(*) Unzutreffendes streichen

Right of withdrawal

You have the right to withdraw from this contract within 14 days without giving any reason.

The withdrawal period will expire after 14 days from the day of the conclusion of the contract.

To exercise the right of withdrawal, you must inform us, Gebr. Märklin & Cie. GmbH, LGB Club, Stuttgarter Straße 55–57, 73033 Göppingen, Germany, Fax: +49 (0) 71 61/608-308, Tel: +49 (0) 71 61 / 608-213; Mail: club@lgb.de, of your decision to withdraw from this contract by an unequivocal statement (e.g. a letter sent by post, fax or e-mail). You may use the attached model withdrawal form, but it is not obligatory.

To meet the withdrawal deadline, it is sufficient for you to send your communication concerning your exercise of the right of withdrawal before the withdrawal period has expired.

Effects of withdrawal

If you withdraw from this contract, we shall reimburse to you all payments received from you, including the costs of delivery (with the exception of the supplementary costs resulting from your choice of a type of delivery other than the least expensive type of standard delivery offered by us), without undue delay and in any event not later than 14 days from the day on which we are informed about your decision to withdraw from this contract. We will carry out such reimbursement using the same means of payment as you used for the initial transaction, unless you have expressly agreed otherwise; in any event, you will not incur any fees as a result of such reimbursement.

If you requested to begin the performance of services during the withdrawal period, you shall pay us an amount which is in proportion to what has been provided until you have communicated us your withdrawal from this contract, in comparison with the full coverage of the contract.

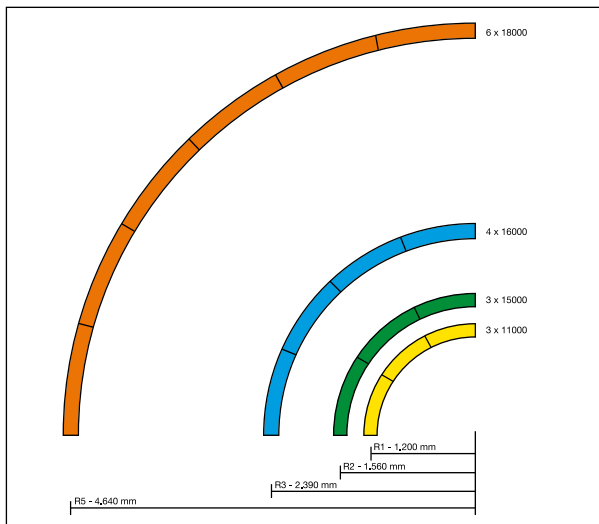
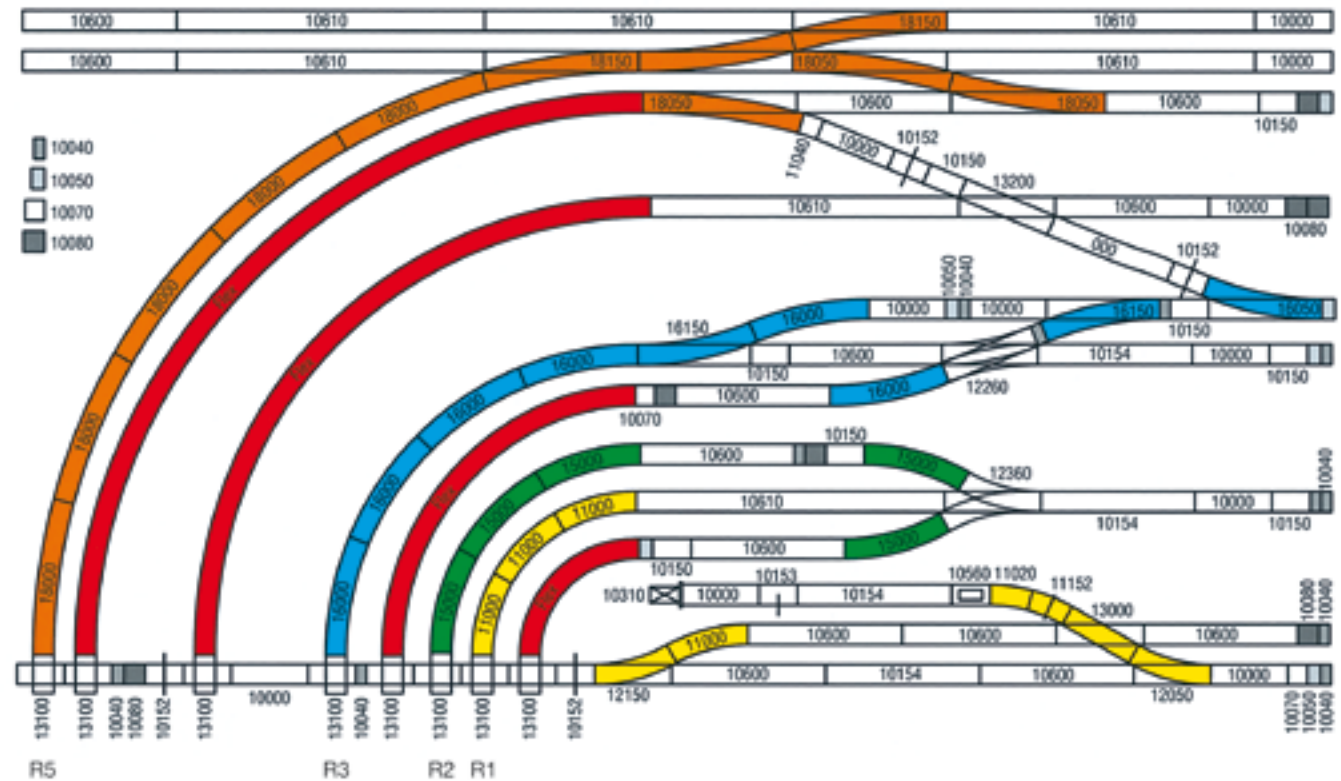
Model withdrawal form

(Please use the following or similar explicit wording, if you wish to withdraw from the contract):

- Gebr. Märklin & Cie. GmbH, LGB Club, Stuttgarter Straße 55–57, 73033 Göppingen, Germany, Fax: +49 (0) 71 61/608-308, E-Mail: club@lgb.de
- I/We (*) hereby give notice that I/We (*) withdraw from my/our (*) contract of sale of the following goods (*)/for the provision of the following service (*),
- Ordered on (*)/received on (*),
- Name of consumer(s),
- Address of consumer(s),
- Signature of consumer(s) (only if this form is notified on paper),
- Date

() Delete as appropriate.*

The LGB track system



Going in Circles

Radius Name	Diameter: Center-to-Center	Diameter: Outer Edge-to-Outer Edge
R1	1,200 mm / 47-1/4"	1,286 mm / 50-5/8"
R2	1,560 mm / 61-7/16"	1,646 mm / 64-13/16"
R3	2,390 mm / 94"	2,476 mm / 97-1/2"
R5	4,640 mm / 182-11/16"	4,726 mm / 186-1/16"

The LGB program includes curved sections with four different radii, called R1, R2, R3 and R5. The small-radius R1 sections are good for fitting a lot of track into a very small area. So they're good for building station and freight yards.

However, longer trains will look better and run better on wider radius curves. That's why the medium-radius R2 and large-radius R3 sections are a favorite with experienced LGB layout builders. Use extra large-radius R5 sections to create graceful, high-speed curves. They are a perfect choice for operating long equipment, like American passenger cars or Rhätische Bahn "Glacier Express" cars. If you want even even more variety, you can use LGB "flex track" to create almost any radius or shape of curve you can imagine.

Track Sets



19901 Siding Track Set

You can enlarge your LGB starter set circle into an oval with a siding for switching operations and train storage.

The sturdy storage box includes:
1 each 12000 manual right turnout
6 each 10000 straight track sections
1 each 11000 curved track section
1 each track bumper



19902 Station Track Set

You can enlarge your LGB starter set circle into an oval with a passing track. Two trains can pass. Or, you can park one train, switch cars and the locomotive from one end of the train to the other.

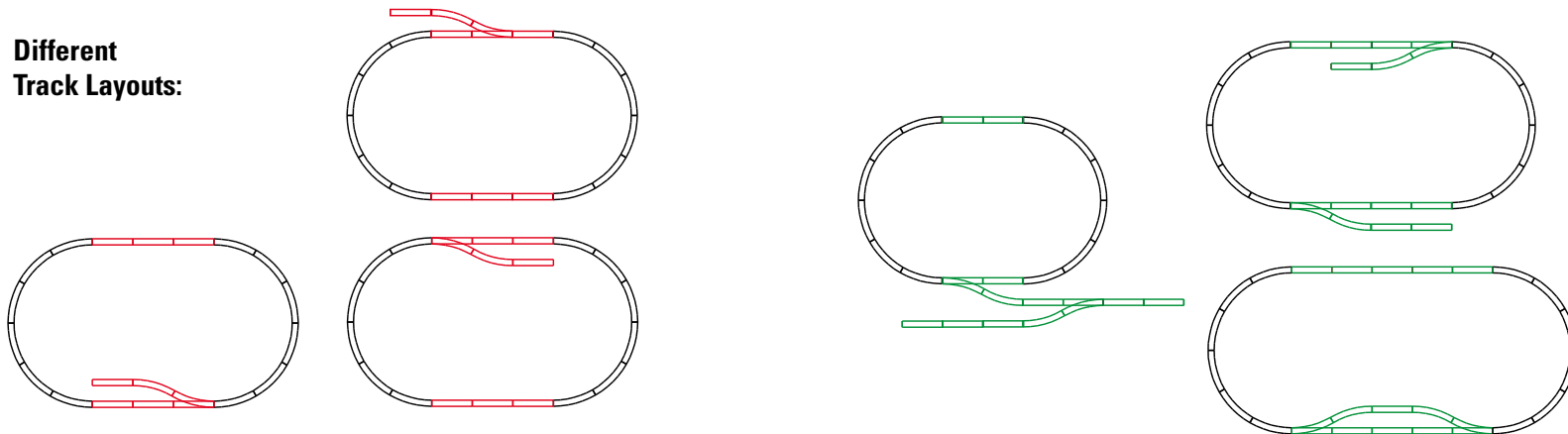
The sturdy storage box includes:
1 each 12000 manual right turnout
1 each 12100 manual left turnout
9 each 10000 straight track sections
2 each 11000 curved track sections

10015 Track Planning Template

This track-planning tool makes it easy to design your own LGB layout. It includes stencils of LGB track sections, turnouts, signals and more.



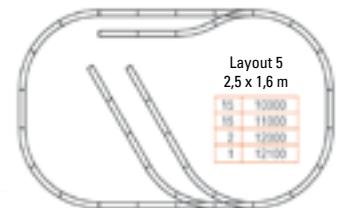
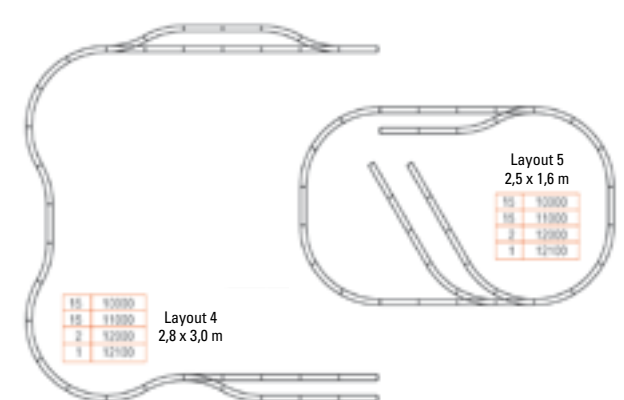
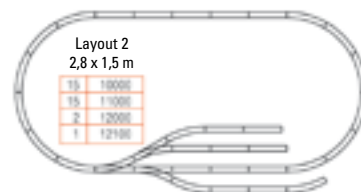
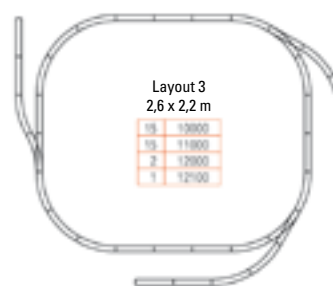
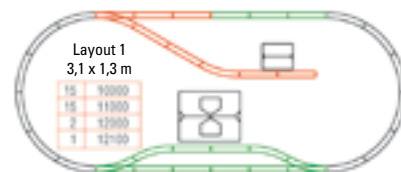
Different Track Layouts:



Countless Combinations...

Layouts 1, 2, 3, 4 and 5 all use that same combination: a starter set circle, one 19901 Siding Set and one 19902 Station Set. Together, this combination includes these LGB track sections:

Quantity	Number	Description
15	10000	Straight Track, 300 mm /11-13/16"
15	11000	Curved Track, R1, 30°
2	12000	Manual Switch, Right, R1
1	12100	Manual Switch, Left, R1

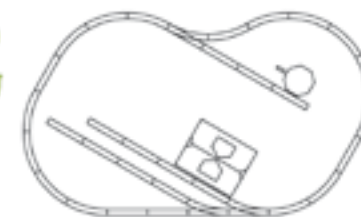


Track Plans



Visualize Your Layout...

This kidney-shaped layout (Layout 6) offers a curving route and opportunities for "operations", like shunting cars (at the station) and parking locomotives (at the water tower).



Layout 6 2,7 x 1,6 m	
16	10000
16	11000
2	12000
1	12100

More Ways To Grow:

With a few extra track sections:

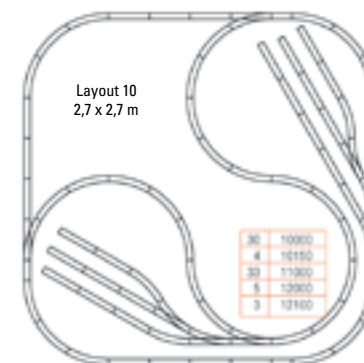
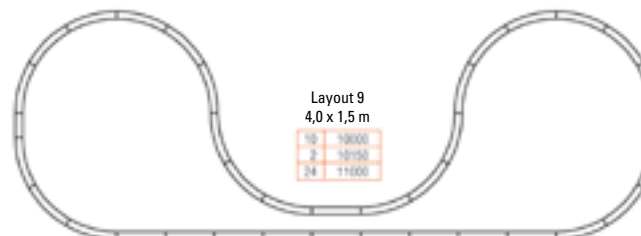
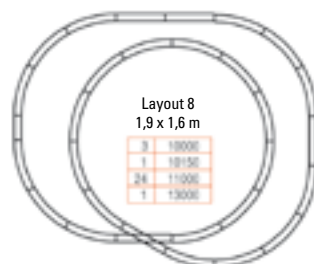
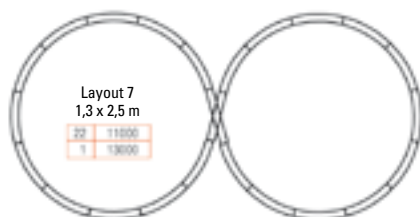
10150 Straight Track, 150 mm / 5-7/8"
13000 Crossing, R1, 30°
15000 Curved Track, R2, 30°

Layout 7: The classic "figure-eight" layout is loved by children of all ages. Why? It's very simple to build, requiring just two different track sections: 11000 and 13000. Also, it offers continuous visual movement.

Layout 8 requires much less space than a traditional figure-eight, but it has more track: about 9 meters total.

Layout 9 is a basic "dog bone" layout. It has a lot of track, so you can run big trains.

In **Layout 10**, six sidings have been added. Also, with just two switches and a few track sections (Layout 12), you can add an outer line to the folded "dog bone".



Easy Two-Train Operation

To power this layout (**Layout 11**), LGB offers two options. The traditional option is to create electrically isolated track "blocks." Install 10260 Insulated Rail Joiners between the inner and outer switches. That would electrically isolate the inner block from the outer block. Add

power supplies – one for each oval – and you're ready to go. The modern option is to use the LGB Multi-Train System. This easy-to-use digital system lets you and your friends run multiple trains on the same track at the same time!

Layout 11 2,9 x 1,7 m	
12	10000
12	11000
2	12000
2	12100
12	15000

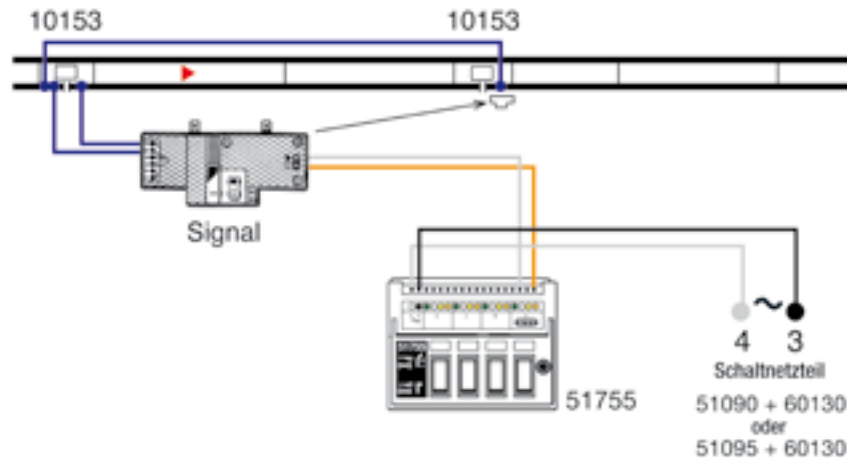
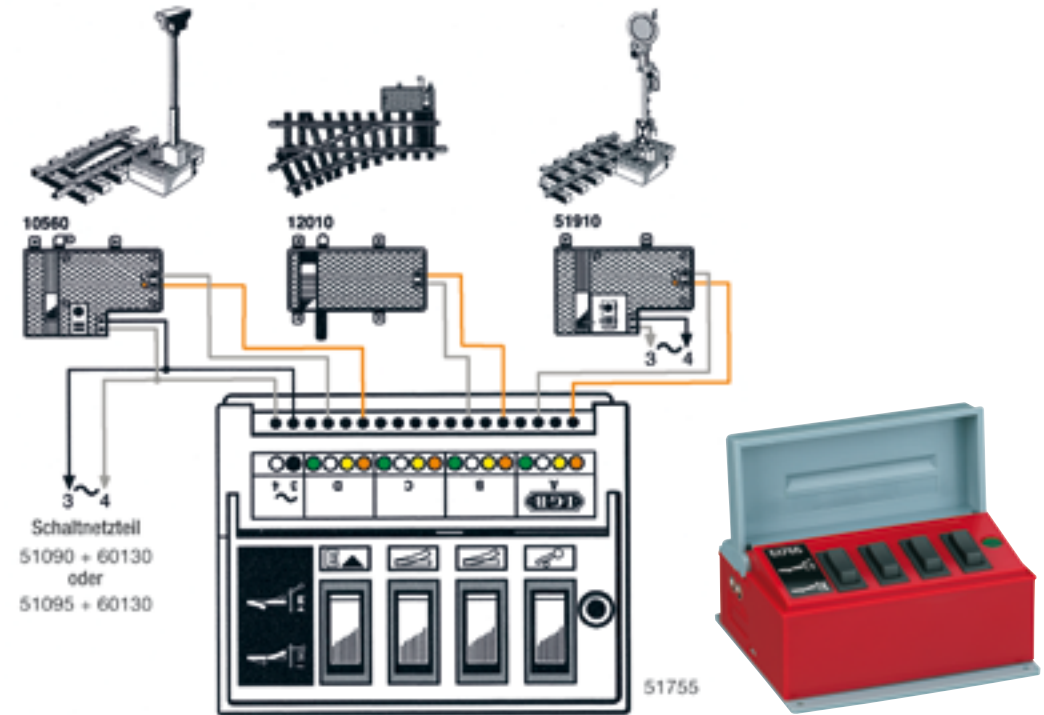
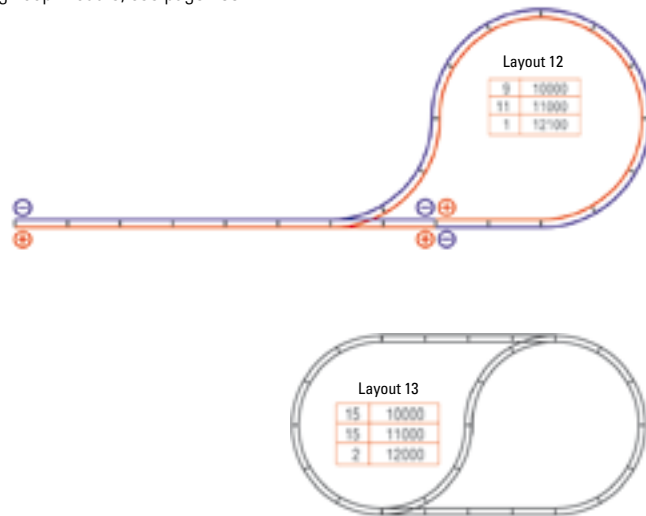


Track Plans



The Accidental Loop:

A reversing loop is a helpful way to reverse the direction of your train. Unfortunately, reversing loops cause electrical short circuits (**Layout 12**). Plus, it's easy to create a reversing loop by accident (**Layout 13**). MTS Reversing Loop Module, see page 155.



Under Control

Switch Control:

Each LGB electric switch includes a 12010 "LGB" Switch Drive. The drive pushes the "points" of the switch from side to side to change the direction of the switch.

Hint: An LGB manual switch can be converted into an electric switch with a 12010 LGB Switch Drive. Up to four 12010 Switch Drives can be controlled with one 51750 Control Box (Fig. 1). The electrical connections are easy. Just follow the color coding on the 51750.

Signal Control:

LGB electric signals also include an "LGB" drive. Up to four signals can be controlled with one 51750 Control Box. (In fact, you can use the same 51750 to control both switches and signals.) The drive moves the signal flags or lenses to indicate whether the train should stop or go. With the addition of LGB 10153 Insulated Tracks and an LGB 12070 LGB Supplementary Switch, you can create signal-controlled stop blocks.

Tracks



All LGB track sections are made with solid brass rails for reliable operation indoors and outdoors.

10610 Straight Track, 1,200 mm / 47-1/4"

The 1,200 mm / 47-1/4" long straight section equals four LGB 10000 sections of track.

10600 Straight Track, 600 mm / 23-5/8"

The 600 mm / 23-5/8" long straight section equals two LGB 10000 sections of track.

10000 Straight Track, 300 mm / 11-13/16"

The basic 300 mm / 11-13/16" straight section is the foundation of the LGB track program.



10150 Straight Track, 150 mm / 5-7/8"

150 mm / 5-7/8" long straight section of track. This section equals 1/2 of the LGB 10000 track.



10080 Straight Track, 82 mm / 3-1/4"

82 mm / 3-1/4" long straight section of track.



10070 Straight Track, 75 mm / 2-15/16"

75 mm / 2-15/16" long straight section of track. This equals 1/4 of the LGB 10000 track.



10050 Straight Track, 52 mm / 2-1/16"

52 mm / 2-1/16" long straight section of track for a variety of uses.



10040 Straight Track, 41 mm / 1-5/8"

41 mm / 1-5/8" long straight section of track for filling small gaps in the track.



11000 Curved Track, R1, 30°

The curved track in radius R1 is one of the basic pieces in the LGB track assortment. 12 sections of R1, 30° track make a circle (360°).



11020 Curved Track, R1, 15°

The radius R1, 15° curved track equals half of the R1, 30° curved track (LGB 11000).



11040 Curved Track, R1, 7.5°

The radius R1, 7.5° curved track equals 1/4 of the R1, 30° curved track (LGB 11000) or half of the R1, 15° curved track (LGB 11020).



15000 Curved Track, R2, 30°

Radius R2 curves allow realistic operation with long trains. 12 sections of track in radius R2 with an angle of 30° results in a circle (360°).



16000 Curved Track, R3, 22.5°

The wide radius R3 curves are ideal for using long locomotives and cars and for designing spacious LGB layouts. 16 sections of track in radius R3 with an angle of 22.5° result in a circle (360°).



18000 Curved Track, R5, 15°

These extra wide radius R5 curves make long passenger and freight cars look more prototypical on curved track. 24 sections of curved track in radius R5 with an angle of 15° form a circle (360°).



18020 Curved Track, R5, 7.5°

The curved track in radius R5, 7.5°, is half as long as the curved section of track in radius R5, 15° (LGB 18000).



10090 Adjustable Straight Track,

88 – 120 mm / 3-1/2" – 4-3/4"

This straight section of track can be adjusted quickly and easily to any length between 88 and 120 mm / 3-1/2" and 4-3/4". No tools are required to do this.




Tracks



10151 Reverse Loop Track Set, 2 each 150 mm / 5-7/8"

This set allows you to set up a trouble-free reverse loop circuit for analog operation without additional wiring. The set contains an LGB 10152 separation section of track and a special section of track with built-in electronics. Important: This set is not for use on digital Multi-Train System (MTS) layouts.



10152 Straight Separation Track, 150 mm / 5-7/8"

Both rails are separated or gapped on this section of track that can be used for many purposes. A hidden terminal clip facilitates electrical connections. The length of this section of track is 150 mm / 5-7/8".



10153 Straight Interrupter Track, 150 mm / 5-7/8"

One rail is interrupted or gapped on this section of track. The interrupter track can be used for the circuit for an insulated block in front of signals. A hidden terminal clip facilitates electrical connections. The length of this section of track is 150 mm / 5-7/8".



10560 Electric Uncoupler Track, 150 mm / 5-7/8"

The electric uncoupler track allows you to uncouple cars with LGB loop-and-hook couplers and knuckle couplers by remote control. The lighted "E" signal shows the location of the uncoupler. The length of the track is 150 mm / 5-7/8". The uncoupler track can be controlled with the LGB control box (LGB 51755) or its equivalent.



11152 Curved Separation Track, R1, 15°

Both rails are separated or gapped on this section of track that can be used for many purposes. A hidden terminal clip facilitates electrical connections. Radius R1, 15° curved track.



12000 Right Manual Turnout, R1, 30°

LGB turnouts are designed to be sturdy for years of outdoor use. Straight side: 300 mm / 11-13/16". Branch: right, R1, 30°. The turnout mechanism can be installed on the right or the left side of the turnout. This turnout can be converted to electric operation with the LGB electric turnout mechanism (LGB 12010).



12100 Left Manual Turnout, R1, 30°

Straight side: 300 mm / 11-13/16". Branch: left, R1, 30°. The turnout mechanism can be installed on the right or the left side of the turnout. This turnout can be converted to electric operation with the LGB electric turnout mechanism (LGB 12010).



12050 Right Electric Turnout, R1, 30°

Straight side: 300 mm / 11-13/16". Branch: right, R1, 30°. The turnout mechanism (LGB 12010) can be installed on the right or the left side of the turnout. The LGB control box (LGB 51755) or its equivalent is ideal for controlling this turnout.




12150 Left Electric Turnout, R1, 30°

Straight side: 300 mm / 11-13/16". Branch: right, R1, 30°. The turnout mechanism (LGB 12010) can be installed on the right or the left side of the turnout. The LGB control box (LGB 51755) or its equivalent is ideal for controlling this turnout.



12360 Electric Three-Way Turnout, R1, 30°

A three-way turnout is a space-saving arrangement of two turnouts! Straight track: 375 mm / 14-3/4". Branches: R1, 30°. Two electric turnout mechanisms (2 each LGB 12010) are included. The LGB control box (LGB 51755) or its equivalent is ideal for controlling this three-way turnout.



16040 Right Manual Turnout R3, 22.5°

The straight side of the turnout is 440 mm / 17-5/16". The branch track to the right is R3, 22.5°. The manual turnout mechanism can be mounted to the right or left of the turnout. The 12010 electric turnout mechanism can be installed on this turnout.



16050 Right Electric Turnout, R3, 22.5°

Straight track: 440 mm / 17-5/16". Branch: right, R3, 22.5°. The turnout mechanism (LGB 12010) can be installed on the right or the left side of the turnout. The LGB control box (LGB 51755) or its equivalent is ideal for controlling this turnout.




16140 Left Manual Turnout R3, 22.5°

The straight side of the turnout is 440 mm / 17-5/16". The branch track to the left is R3, 22.5°. The manual turnout mechanism can be mounted to the right or left of the turnout. The 12010 electric turnout mechanism can be installed on this turnout.



16150 Left Electric Turnout, R3, 22.5°

Straight track: 440 mm / 17-5/16". Branch: left, R3, 22.5°. The turnout mechanism (LGB 12010) can be installed on the right or the left side of the turnout. The LGB control box (LGB 51755) or its equivalent is ideal for controlling this turnout.




13200 Crossing, R3, 22.5°

Straight tracks: 375 mm / 14-3/4". Crossing angle: 22.5°. In certain circumstances adjoining track sections may have to be modified.



12140 Lighted RhB Turnout Lantern

This is a model of a Rhaetian Railroad turnout lantern. This lantern can be mounted on all LGB electric turnouts and on the LGB turnout mechanism (L12010). It is operated with 18 volts.



18050 Right Manual Turnout, R5, 15°

Straight track: 600 mm / 23-5/8". Branch track: right, R5, 15°. The manual turnout mechanism can be installed on the right or the left side of the turnout. This turnout can be converted to electric operation with the LGB electric turnout mechanism (LGB 12010). A 150 mm / 5-7/8" track section (LGB 10150) is included.




13000 Crossing, R1, 30°

Straight tracks: 300 mm / 11-13/16", 341 mm / 13-7/16". Crossing angle: 30°.




12060 Manual Turnout Mechanism, 2 Pieces

The LGB manual turnout mechanism can be used on both indoor and outdoor LGB layouts. A package contains two manual turnout mechanisms that can be used to set left and right turnouts manually.



18150 Left Manual Turnout, R5, 15°

Straight track: 600 mm / 23-5/8". Branch track: left, R5, 15°. The manual turnout mechanism can be installed on the right or the left side of the turnout. This turnout can be converted to electric operation with the LGB electric turnout mechanism (LGB 12010). A 150 mm / 5-7/8" track section (LGB 10150) is included.



13100 Crossing, 90°

Straights: 150 mm / 150 mm / 5-7/8", 185 mm / 7-1/4". Crossing angle: 90°.



12070 LGB Turnout/Signal Auxiliary Switch

This double-pole, double-throw switch can be installed on the LGB turnout mechanism (LGB 12010). It can be used for all kinds of automatic controls for trains, signals, and lighting circuits. Dimensions of the LGB Type 2 auxiliary switch 42 x 14 x 19 mm / 1-5/8" x 9/16" x 3/4".



12010 Turnout Mechanism

This electric turnout mechanism is easy to install on all LGB turnouts. You can even control your trains automatically by combining this mechanism with the LGB auxiliary switch (LGB 12070) and other LGB components. The LGB control box (LGB 51755) or its equivalent is ideal for controlling electric turnouts. 88 x 42 x 19 mm / 3-1/2" x 1-5/8" x 3/4".



10003 Tie Strip, 300 mm / 11-13/16"

The 300 mm / 11-13/16" long tie strip makes it easy to make your own flex track. You need five tie strips (5 each LGB 10003), two rails (2 each LGB 10005), and two metal rail joiners (2 each LGB 10001) to make one 1.5 meter / 59-1/16" flex track section.



12260 Electric Double Slip Switch, 22.5°

A double slip switch is two turnouts and a crossing combined into one! Straight sides: 375 mm / 14-3/4". Branches: R2. Crossing angle: 22.5°. Two electric turnout mechanisms (2 each LGB 12010) are included. The LGB control box (LGB 51755) or its equivalent is ideal for controlling this double slip switch.



12040 Lighted Turnout Lantern

This working turnout lantern indicates in which direction your turnout is set. It can be installed on all LGB electric turnouts and on the LGB turnout mechanism (LGB 12010). The turnout lantern operates on 18 volts.

Tracks



10005 Length of Rail, 1.5 meter / 59-1/16"

You can create flex track by using these lengths of rail with the tie strip (LGB 10003) and the metal rail joiner (LGB 10001).



50520 End-of-Track Lantern for a Track Bumper

This distinctive lantern mounts easily on the track bumper included with the LGB 19901 Siding Track Set. 18 volt bulb.




10250 Wheel Blocks, 12 Pieces

Wheel blocks are used to keep cars in place on grades and on sidings and keep them from rolling away. A package has 12 pieces



10001 Metal Rail Joiners, 10 Pieces

These metal rail joiners are to be used as replacements for originals. They can also be used flex track (LGB 10003/10005). Package of 10 pieces.




10007 Track Crossing

This track crossing serves as a grade crossing at roads and paths. Here trucks, cars, and people can cross the tracks. This item can also be used for track crossings in station and yard areas. The length of the track is 300 mm / 11-13/16".



11500 Track Clips, 28 Pieces

The track clips keep track sections from coming loose, even during heavy use. They are especially useful for flex track, LGB roadbed, and on temporary layouts. A package has 28 pieces.



10260 Insulated Rail Joiners, 4 pieces

Insulated rail joiners allow you to set up isolated block sections of track. To do this the metal rail joiners must be replaced by these sturdy plastic rail joiners. A package has 4 pieces.



10210 Rack Rails, 300 mm / 11-13/16", 12 Pieces

You need rack rails when you are using LGB rack locomotives on steep grades. Rack rails can be mounted between the regular rails of most LGB track sections by using the LGB 10220 rack rail holders. Each rack rail is 300 mm / 11-13/16" long. A package has 12 pieces.



10710 Wire Holders, 5 Pieces

These wire holders help keep your wiring manageable. The holder attaches to the side of a section of LGB track. The wires can then be laid easily in the opening.



10310 Lighted Track Bumper

This track bumper with a lighted lantern can be mounted on straight sections of track.



10220 Rack Rail Holders, 24 Pieces

The rack rail holders are used to mount the rack rails (LGB 10210). The holders snap into place between the ties of most LGB track sections. These holders are easy to install without the need to remove the track. A package has 24 pieces.



17050 Sound Activating Magnet

This sound activating magnet turns sound effects on in many sound locomotives. It can be clipped easily into most LGB track.



10315 RhB Track Bumper

This is a prototypical model of a Rhaetian Railroad track bumper. It is ideal for LGB layouts with an RhB theme but can also be used on other layouts to give a certain flavor.



17100 Track Contact

This small, electrical contact can be used to control LGB turnouts, signals, and other accessories automatically. It is activated by a locomotive equipped with an LGB 17010 magnet. It clips easily into LGB track.



10320 Old-Timer Track Bumper

This is a model of a track bumper with rails bent up as was done in the early days of railroading to safeguard the ends of sidings. Such track bumpers can still be found at stations.




10520 Manual Uncoupler

This is a manual uncoupler for cars with standard LGB hook-and-loop couplers. The manual uncoupler can be installed in straight sections of track. When symmetrical couplers are installed, use two manual uncouplers (2 each LGB 10520) or one manual uncoupler and an electric uncoupler track (1 each LGB 10520 and 1 each LGB 10560).



17010 Activating Magnet

This magnet activates the 17100 LGB track contact. It mounts easily under LGB locomotives.



50340 Station Platforms, 12 Pieces

With these platforms your LGB track will be embedded at a level so that passengers can board and freight can be loaded onto trains. The set includes four narrow and eight wide station platform sections, each 300 mm / 11-13/16" long. The narrow sections fit between the rails of straight sections of LGB track. The wide sections are attached outside the rails. Instructions for installing LGB accessories (catenary and the LGB 50330 Transit Stop Set) are included.



50650 Crossing Gates

You can easily install these gates in straight sections of LGB track. The weight of the approaching train lowers the gates automatically, and they stay down until the last car in the train has passed.



50600 Truss Bridge, 450 mm / 17-3/4"

Every railroad has bridges. On a model railroad they represent attractive focal points. This authentic model of a Warren truss bridge includes imitation rivets and a pedestrian walkway. Use it with LGB straight track sections.



50610 Arched Bridge, 1,200 mm / 47-1/4"

Does your railroad need to cross a large gap? Or do you want to install an eye-catching visual element on your layout? Then you need this impressive model. It is 1,200 mm / 47-1/4" and 300 mm / 11-13/16" high. The internal vertical clearance is 224 mm / 8-13/16". The kit consists of seven components and can be assembled in just minutes. All you need is a screwdriver. The kit also includes two support piers for easy installation on any layout. It is designed for use with LGB bridge piers (LGB 50611-50614). The LGB 56402 standard catenary can be used with this bridge.



50611 Bridge Mount, 2 Pieces

These adapters allow you to use the LGB bridge piers with the arched bridge (LGB 50610). Use two piers, side-by-side, to support the adapter. Width 200 mm / 7-7/8". Height 15 mm / 5/8" (without pins).



50612 Single-Layer Pier, 36 Pieces

Elevate your LGB railway! These are for use with LGB 50611 or LGB 50614. Width 100 mm / 3-15/16". Height 15 mm / 5/8" (without pins).



50613 Triple-Layer Pier, 12 Pieces

Elevate your LGB railway even higher! This pillar is for use with LGB 50611 or LGB 50614. Width 100 mm / 3-15/16". Height 45 mm / 1-3/4" (without pins).



50614 Track Mount, 36 Pieces

These adapters let you mount LGB track on the bridge piers. Width 100 mm / 3-15/16".



10015 Track Planning Template

This track-planning tool makes it easy to design your own LGB layout. It includes stencils of LGB track sections, turnouts, signals and more.




10020 Rerailer

The rerailer makes it very easy to place your LGB models on the track: Just place it on a section of LGB straight track and push the model onto the track.



50040 LGB Track Cleaning Block

Here is an economical method to clean your rails easily and gently. The cleaning pad removes dirt from the rails without harmful abrasives. The 6 mm / 1/4" thick cleaning pad will give many hours use. Not suitable for nickel-plated track.



50050 LGB Track Cleaning Attachment

Use your trains to clean the track! Two spring-loaded cleaning pads remove dirt with spring pressure and thus clean the rails as the train goes around your layout. This track cleaning attachment can be mounted on many two-axle LGB cars. Replacement pads (LGB 67005) are available as spare parts. Not suitable for nickel-plated track.

Accessories



50300 Manual Semaphore Signal

This realistic, hand-operated signal is perfect for temporary layouts. It can be attached easily to any section of LGB track. Height 300 mm / 11-13/16".



51910 Distant Signal Vr0/Vr1

A distant signal informs the locomotive engineer about the status of the next home signal. This electric LGB signal features a moveable signal disk and signal lights that change color according to the position of the signal. They indicate "Expect to proceed" (Vr1) and "Expect to stop" (Vr0). This signal has an LGB signal mechanism for easy setup. This signal is designed to be used with LGB 51755, etc. Height 230 mm / 9-1/16".



50500 Street Light

Light up your layout with this street lantern. 18 volt bulb (LGB 68501). Base spike for outdoor use. Height 210 mm / 8-1/4".



50550 Single-Arm Station Light

This antique-style, single-arm station light has a removable plug-in base and a base spike for outdoor use. 18 volt bulb (LGB 68501). Height 335 mm / 13-3/16".



50560 Double-Arm Station Light

Same as LGB 50550, but with two arms. This station light has a removable plug-in base and a base spike for outdoor use. 18 volt bulb (LGB 68501). Height 335 mm / 13-3/16".



51920 Home Signal, Hp0/Hp1

This classic signal is found along the tracks of many European rail lines. This electrically operated LGB signal features a moveable semaphore arm and lights that change color in order to indicate "Go" (Hp1) and "Stop" (Hp0). The signal mast is finely detailed with moving levers and counterweights. The signal comes with an LGB signal mechanism. The signal is easy to install and wire. It is designed for use LGB 51755, etc. Height 350 mm / 13-3/4".



51950 RhB Color Light Signal

The Rhaetian Railroad uses color light signals that require less space along the narrow mountain lines. This electrically operated LGB signal is equipped with red and green lights that change and that are mounted on a prototypical signal mast. The signal comes with an LGB signal mechanism. The signal is easy to install and wire. It is designed for use LGB 51755, etc. Height 240 mm / 9-7/16".



51940 Home Signal, Hp0/Hp2

This dual semaphore signal is indispensable in stations to guide trains. This fully working model features two moveable semaphore arms and lights that change color in order to indicate "Slow" (Hp2) and "Stop" (Hp0). The signal mast is finely detailed with moving levers and counterweights. The signal comes with an LGB signal mechanism. The signal is easy to install and wire. It is designed for use LGB 51755, etc. Height 350 mm / 13-3/4".



51960 American Semaphore Signal

Simple semaphore signals could be found in the past on railroads across North America. This authentic, electrically operated model features both a moving semaphore arm and lights that change to indicate "Go" or "Stop". The signal comes with an LGB signal mechanism. The signal is easy to install and wire. It is designed for use LGB 51755, etc. Height 220 mm / 8-5/8".



56405 Standard Catenary Mast

The LGB "standard" catenary system is modeled after the simple overhead wire systems found on streetcar lines and branch lines. It is ideal for flat layouts and is very easy to install. This mast has a single arm to hold catenary wire (LGB 56201) above a single track line. You can use either the catenary mast base (LGB 56302) or the tilting catenary mast base (LGB 56303) to install this mast. Height 305 mm / 12".



56402 Standard Catenary Mast Arm

With this additional arm, you can use the standard catenary mast (LGB 56405) on a double track line.



56301 Model Catenary Mast

This LGB model is a replica of a modern catenary mast used on Swiss railroads. This system uses two wires: a catenary wire hanging from a support wire. This authentically detailed mast features a solid aluminum post and two arms: one to hold the catenary wire and one to hold the support wire. The catenary wire is suspended 225 mm / 8-7/8" above the rails. This mast can be installed with the catenary mast base (LGB 56302) or the tilting catenary mast base (LGB 56303).



56201 Catenary Wire, 12 Pieces

These sturdy brass wires are used in both the "standard" and "model" catenary systems. The wires are fluted to fit catenary clips and hangers. Length 680 mm / 26-3/4". The wires can be cut for a shorter length as required.



51079 Electronic Locomotive Controller, 5 Amps

This new electronic locomotive controller for analog operation offers the latest technology for high operating current and modern features for your analog operated LGB layout: maximum of 5 amps operating current, suitable for use with any LGB transformer (DC or AC). This controller is recommended for use with the 51095 100-watt switched mode power pack. Very fine control and smoothed DC voltage. Naturally, this controller can be converted for radio remote control (with LGB 55050/55055). Adjustable control range: +/- 135° with a zero position in the center / booster button with programmable acceleration, Stop/Halt button. LED indicators for Stop, overload, ready for operation, and direction of travel. Connections for wire up to 1.5 square millimeters in cross section / approximately 15/16 gauge, protected against short circuits. Output: 0-24 volts DC. Operating current: maximum 5 amps. Dimensions 160 x 120 x 95 mm / 6-5/16" x 4-3/4" x 3-3/4". This item replaces item number 51070.

For use with 51095.



56306 Catenary Cross Span

This catenary cross span is very useful anywhere several tracks are next to each other and have catenary wire above them. A maximum of 5 tracks can be spanned with this catenary cross span. Length: 1,000 mm / 39-3/8". The cross span can be shortened, if required.



56203 Insulated Catenary Clips, 4 Pieces

Use these plastic clips to make an insulated connection between two LGB 56201 Catenary Wires.



56302 Catenary Mast Base

This base allows you to attach the catenary mast (LGB 56301) and the standard catenary mast (LGB 56405) securely to your LGB track. The base includes an adjustable clip (5.5-30 mm / 7/32"-1-3/16") to attach the mast to the track. The catenary mast slides into the base. If necessary, it can be secured with a screw (included).



56204 Catenary Clips, 12 Pieces

Use these brass clips to make an electrical connection between two LGB 56201 Catenary Wires.



51099 Locomotive Controller

This unit is a locomotive controller for use with the 51090 switched mode power pack.

For use with 51090.



56303 Tilting Catenary Mast Base

This base is similar to the catenary mast base (LGB 56302), but it can be tilted for installation on grades of up to 25%. It is recommended for steep lines and rack railways.



56403 Feeder Wire for Catenary

Use this wire to transmit power to your catenary system.



52120 Electronic Locomotive Controller, 5 Amps

The classic LGB "Lineman's Hut" now offers advanced features, including: Maximum 5 amps locomotive power / Built-in rectifier, designed for use with any LGB power supply (AC or DC) / SIC (Special Integrated Circuit) technology offers a fine touch for control and a smoothed direct voltage waveform / Indoor and outdoor use / Connections for wires up to 1.5 square millimeters / approximately 15 gauge / Minimal heat generation / Short circuit protection / Output: 0-24 volts DC / Track current power: 5 amps maximum / 115 x 175 x 165 mm / 4-1/2" x 6-7/8" x 6-1/2".



52121 Electronic Panel Mount Locomotive Controller, 5 Amps

This controller is designed for special uses, such as installation in track diagram control boards. It has increased track current power while generating less heat than its predecessor. Features include: Maximum 5 amps locomotive power / Built-in rectifier, designed for use with any LGB power supply (AC or DC) / SIC (Special Integrated Circuit) technology offers a fine touch for control and a smoothed direct voltage waveform / Indoor and outdoor use / Connections for wires up to 1.5 square millimeters / approximately 15 gauge / Minimal heat generation / Short circuit protection / Output: 0-24 volts DC / Track current power: 5 amps maximum / 100 x 80 x 90 mm / 3-15/16" x 3-1/8" x 7/8".



51090 Watt Switched Mode Power Pack

Weatherproof (IP 67) switched mode power pack for supplying current to the 51099 locomotive controller. To be used with 51099.

To be used with 51099.



51095 100 Watt Switched Mode Power Pack

Weatherproof (IP 67) switched mode power pack for supplying current to the 51070 electronic locomotive controller when combined with the 51098 current inverter. This unit can also be used to supply current to other components. For use with 51070 in conjunction with 51098.

For use with 51070 in conjunction with 51098.



51755 Control Box

This control box can be used to operate up to four LGB turnouts, signals, uncoupler tracks, or other accessories. Each momentary rocker switch operates an accessory item. This control box is connected to a source of alternating current (18 volts) by means of the connections on the rear of the control box. The 60130 Converter is required when using a switched mode power pack (51090 or 51985). An LED indicates whether the control box is being supplied with current. Color-coded connections on the rear of the control box facilitate connections. Adhesive labels are included to identify what is connected to a switch on the control box. 126 x 116 x 66 mm / 5" x 4-9/16" x 2-5/8". This control box replaces item number 51750.




51805 Control Box

This multifaceted control box can be used to turn up to four electrical circuits on and off. Examples would be electrically separated track blocks or street lights. Each toggle switch is used to turn a current circuit on or off. Depending on your requirements, you can connect this control box by means of its side plugs to direct or alternating current. An LED indicates when the control box is being supplied with current. Color-coded connections on the rear of the control box facilitate connections. Adhesive labels are included to identify what is connected to a switch on the control box. 126 x 116 x 66 mm / 5" x 4-9/16" x 2-5/8". This control box replaces item number 51800.




10345 Shuttle Train Automatic Circuit Box

The shuttle train automatic circuit box allows you have a train shuttle between two stations. An electronic circuit stops the train at the station and then has it reverse direction and go back. This box is easy to install and has adjustable stop duration and prototypically smooth start up and braking. It can be connected to 10-24 volts DC. 10345 is the technically ideal, improved successor to 10340.



50130 Orange/White 2-Conductor Wire, 20 Meters / 65 feet 7 inches

This cable is specially designed and color-coded for LGB turnouts and signals. Size 0.5 square millimeters / approximately 20 gauge). Length 20 meters / 65 feet 7 inches.



50140 Black/White 2-Conductor Wire, 20 Meters / 65 feet 7 inches

This cable is specially designed and color-coded for LGB accessories such as control boxes and lights. Size 0.5 square millimeters / approximately 20 gauge). Length 20 meters / 65 feet 7 inches.



51233 Connection Wires

This two-conductor black/white wire is designed and color-coded for AC power connections on your LGB layout. Size 1.5 square millimeters / approximately 15 gauge. Length 15 meters / 49 feet 2 inches.



51235 Blue/Red 2-Conductor Wire, 20 Meters / 65 feet 7 inches

This wire is specially designed and color-coded for power connections on your LGB layout. Size 0.5 square millimeters / approximately 20 gauge). Length 20 meters / 65 feet 7 inches.



50131 Wire Terminals, 50 Pieces

Prevent wire ends from fraying. You can attach these terminals with a crimping tool to all LGB 0.5 square millimeter size wire.



60130 Converter

This unit is a current inverter for the 66361 and 60061 switched mode power packs to change the voltage from DC to AC or for connections with accessories using DC voltage. The AC voltage can be used for solenoid accessories that must be operated with alternating current, for crossing gates, and for supplying power to control units that only work with AC voltage (such as 6021, 6015, 6017). The DC voltage can be used to supply power to the layout lighting or for accessories or control units that use direct current. The front side of this converter has a hollow socket (for 66361) and a 4-conductor Mini-DIN high current plug (for 60061), and the rear side has one each DC and AC sockets. Dimensions 96 x 85 x 40 mm / 3-3/4" x 3-3/8" x 1-9/16".



60200 Connector Adapter for Switched Mode Power Packs

This connector adapter is for connections from users such as lights to a switched mode power pack with a 4-pin mini DIN high current plug. Particularly suitable for connections to the 51070.



84499 Anschlussadapter

This is a connection adapter for connections to a switched mode power pack from users such as signals. It comes equipped with suitable plug sockets and 2 plugs (71411, 71412), total length approximately 145 mm / 5-11/16".



50160 Track Power Wires

Track power connections are easy with these color-coded wires. Just attach the screw-on terminals to the track, and attach the ends of the wires to your power pack or locomotive controller. Size 0.5 square millimeters / approximately 20 gauge). Length 1.5 meters / 59". (Not for use with JUMBO.)



50161 Track Feeder Wire Terminals, 2 Pieces

Make your own track feeder wires with wires of the length you want. Each terminal has a set screw for attaching to the rail and a socket for connecting the wire. This feeder wire terminal is required for connections to the Märklin 60215 CS2 digital central controller.



50720 Distribution Box

Use this practical wiring aid to connect up to 12 lines each. For example, you can use it to connect street lights or several feeder connections to the track. Terminals 1-12 are connected to each other. Terminals 13-24 are connected to each other. Set screw terminals make connections easy. 84 x 42 x 19 mm / 3-5/16" x 1-5/8" x 3/4".



50730 Terminal Strip Box


Use this practical wiring aid to lengthen up to 12 lines. The 12 set screw terminals are each connected with the terminal directly opposite them. 84 x 42 x 19 mm / 3-5/16" x 1-5/8" x 3/4".



65000 European Steam Sound Module

Now you can add digital sound to your LGB locomotive! This module combines electronics, volume control, and a speaker all in one, compact box (60 x 68 x 23 mm / 2-3/8" x 2-11/16" x 7/8"). It's small enough to fit easily into most LGB freight and passenger cars or in the cab of many LGB locos. Just connect two wires to track power or to a locomotive general-purpose socket, and you're ready to enjoy digital LGB sound. This unit offers an authentic steam chuff sound. With the LGB Multi-Train System, you can activate by remote control additional sounds like bell, whistle, brake sounds, and station announcements. All LGB Sound Units are equipped with a Multi-Train System sound decoder and are thereby ready for MTS operation. In analog operation the standing sounds power supply unit (LGB 65011) can be added so that you can the sounds made by the locomotive when it is stopped. The sound module function activation unit (LGB 65012) can be added so that bell and whistle sounds can be activated by means of track magnets.

Note: LGB sound modules are specially designed for easy, do-it-yourself installation in a car or a locomotive cab. Therefore, our LGB factory service stations cannot install these and other sound modules units.




65001 American Steam Sound Module

Sound unit like LGB 65000, but with the typical sounds of an American steam locomotive. See also LGB 65000, 65002, 65003, 65004, 65011, 65012, and 17050.




65002 European Diesel Sound Module

Sound unit like LGB 65000, but with the typical sounds of a European diesel locomotive. See also LGB 65000, 65001, 65003, 65004, 65011, 65012, and 17050.



65003 American Diesel Sound Module

Sound unit like LGB 65000, but with the typical sounds of an American diesel locomotive. See also LGB 65000, 65001, 65002, 65004, 65011, 65012 and 17050.



65004 European Electric Loco Sound Unit

Sound unit like LGB 65000, but with the typical sounds of an American diesel locomotive. See also LGB 65000, 65001, 65002, 65004, 65011, 65012, and 17050.



65006 Diesel Sound Kit

A sound kit for specific locomotives in the 2x52x series already equipped with the MTS decoder. This kit brings prototypical diesel sound to your LGB locomotive. It has the following digital electronic sounds available: Diesel motor, electric traction motors, horn and whistle (before starting and at grade crossings), conductor's announcements (with MTS), brake sounds, applying brakes and releasing the air for brakes, sounds of the locomotive standing (in MTS operation when standing, idling and relief valve), remote control operation of the sound functions (with the MTS system), magnet-controlled activation of the whistle and horn (magnet not included)

This set includes a complete kit with all of the required parts, consisting of: LGB sound module with volume control, connecting wires, high quality speaker, complete installation hardware, installation instructions, operating instructions.

This is the appropriate sound decoder for 25522 or also 24520, etc.

Accessories



65012 Mogul Sound Module Function Activator

You can activate the bell and whistle/horn sounds in your sound module (LGB 65000-65004) with this easy-to-install kit. It's designed to fit most LGB Mogul locos and LGB rolling stock with "arch bar" style trucks (LGB 67402 as found on cars like the 43620, 43670, and 48720). Just attach the activator to the truck with the screws that come with the kit and plug the connecting wire into your sound module. It can be used with the sound activation magnets (LGB 17050). Note: This kit can be easily adapted to other locos and styles of trucks. Our factory customer service cannot do this installation. On MTS layouts the bell and whistle sounds can be activated by remote control, and this kit is not necessary.



65203 Funnel Smoke Stack, 18 Volts



65553 Smoke Generator, 24 Volts

For some locomotives equipped with MTS decoders. White/white wires.



65803 Smoke Generator, 18 Volts



65853 Smoke Generator, 5 Volts

This replacement generator fits many LGB locos with voltage limiting circuitry. Black/white wires.

without figure

02421 Lightweight Smoke Fluid

This is a large refill bottle with 250 ml / 8.45 oz. especially for 1 Gauge models with cylinder steam or for all smoke units.



65011 Standing Sounds Power Supply Unit

This is a high energy storage unit for supplying power to a sound module (LGB 65000-65004) or to existing sound locomotives in analog operation when the power pack is shut off. This lets you hear the sounds for a time after a locomotive comes to a stop. On MTS layouts, the track is always powered, and this accessory is not necessary. See also 65000, 65001, 65002, 65003, 65004, and 17050.



65103 Straight Smoke Stack Kit, 18 Volts

This smoke stack is equipped with a smoke generator. It includes hardware for converting many older locomotives such as starter set locomotives.



65154 Diamond Smoke Stack Kit, 18 Volts

This smoke stack is equipped with a smoke generator and includes hardware for installing the stack in many older starter set locos without smoke generators.



68331 European Marker Lantern, 18 Volts

Install this authentic lantern on the end of your passenger or freight train. The lantern is lighted and has painted sides for nighttime and daytime operations. A bulb and wire are included.



68332 American Marker Lantern, 18 Volts, 2 Pieces

Light up your train at night. Install these lanterns on your LGB 4065 series, 4075 series, and 4079 series cabooses. Bulbs and sockets are included.



68333 Interior Lighting Set, 24 Volts

Light up your LGB passenger cars with this easy-to-install interior lighting set. The set includes one light, mounting screws, and two connecting wires. Just plug one wire into the general-purpose socket found on most LGB locomotives and the other wire into the next car. Flat-type connector are included. Plug-in bulbs (LGB 68513) are included.



67301 Plastic Spoked Wheel Sets, 2 Pieces



67303 Plastic Double-Spoked Wheel Sets, 2 Pieces



67401 Plastic Solid Wheel Sets, 2 Pieces



67319 Metal Spoked Wheel Sets, 2 Pieces

This is a spoked wheel set with hard chrome-plated tires. Diameter 31 mm / 1-1/4". This wheel set replaces spoked plastic wheels.



67320 Metal Double-Spoked Wheel Sets, 2 Pieces

This is a double spoked wheel set with hard chrome-plated metal tires. Diameter 31 mm / 1-1/4". This wheel set is for easy replacement of plastic double spoked wheel sets.



67419 Metal Solid Wheel Set, 2 Pieces

This is a solid wheel set with a hard chrome-plated metal tire. Diameter 31 mm / 1-1/4". This wheel set is for easy replacement of plastic solid wheel sets.




67343 Small Metal Wheel Sets, 2 Pieces

This is a small solid wheel set with hard chrome-plated metal tires. Diameter 20 mm / 3/4". This wheel set is for easy replacement of plastic solid wheel sets for most cars from the LGB field railroad assortment.



67403 Ball Bearing Wheel Sets, 2 Pieces

These innovative LGB wheel sets are equipped with ball bearings to decrease friction so that your locomotive can pull longer trains. In addition, these wheel sets include built-in electrical pickups for easy wiring of lighting and accessories in your cars. A package includes two wheel sets and four crimp-on plugs. Diameter 31 mm / 1-1/4".



64193 Knuckle Couplers, Type 2, 2 pieces

In America, the "knuckle" coupler is the standard for all railroads, and you can add that realistic touch to your LGB trains. This working knuckle coupler fits most LGB American-prototype rolling stock built after 1980. In most cases, all you need is a screwdriver to make the change. This stronger, upgraded coupler is engineered to handle the rigors of outdoor operation. It features a large coupling claw and floating coupler head for secure coupling, even on curved and uneven track. It can be uncoupled remotely using the LGB 10560 Electric Coupler, and it is compatible with the original LGB knuckle coupler (LGB 64192).



64777 Link & Pin Couplers, 3 sets

Now you can model old-time American logging and field railways with these authentic link-and-pin couplers. (These couplers cannot be installed on all LGB models. They may not function properly on all LGB track arrangements).



E126050 Universal Motor with a Short Shaft

This motor is installed in many LGB locomotives currently manufactured. It is also suitable as a spare part for the LGB 2200 motor in many older locomotives. The operating instructions for your locomotive indicate which motor is built into that locomotive. E126050 replaces the old item number 62201.



E129994 Universal Motor with a Long Shaft

This motor is installed in several LGB locomotives currently manufactured. The operating instructions for your locomotive indicate which motor is built into that locomotive. E129994 replaces the old item number 62204.



E237412 Universal Motor

This motor is used in the models of the V 100 (example: 20121) and models of the American gang cars (example: 20060).



E251671 Universal Motor

This motor is used in the models of the E 10 (example: 21750).



E256533 Universal Motor

This motor is used in the models of the field railroad locomotives (example: 24140) produced starting in 2015. This motor cannot be used for older locomotives.



E171326 Set of Pickup Carbon Brushes and Slider Contacts

This set has pickup carbon brushes with sleeves as a spare part for most LGB locomotives. The package includes four pickup carbon brushes and two slider contacts with springs and sheet metal angle brackets. E171326 replaces item numbers 63120 and 63218.



E124023 Double-Arm Pantograph

Older design double-arm pantograph for RhB locomotives, silver.



E140004 Double-Arm Pantograph

Older design double-arm pantograph for old-timer units, silver.



E190217 Single-Arm Pantograph

Modern design single-arm pantograph for RhB locomotives, silver.



E241277 Single-Arm Pantograph

Modern design single-arm pantograph for RhB locomotives, black.

Accessories



E126174 Traction Tire, 37.5 mm / 1-1/2", 20 Pieces

The instructions for your locomotive indicate which traction tire fits on your locomotive. E126174 replaces the old item number 69104.



E131219 Red Plug-In Light Bulb, 24 Volts, 10 Pieces

This is a red plug-in light bulb rated at 24 volts, 50 milliamps. E131219 replaces the old item number 68514.



51420 Tourist Figures, Seated

The tourists enjoy the sunshine and fresh air in the mountains. (Benches not included.)



E131368 Traction Tire, 46.5 mm / 1-13/16", 20 Pieces

The instructions for your locomotive indicate which traction tire fits on your locomotive. E131368 replaces the old item number 69184.




52400 Train Crew Figures

The crew is always busy keeping the train on schedule.



52443 Orient Express Figures, Seated

Are your fellow travelers authors or spies? (Benches not included.)



E153481 Coupler Set

This coupler set can be used to equip almost all locomotives and cars with a coupler hook at both ends. It can also be used to replace defective hooks and springs.



51405 Swiss Railroad Worker Figures

Can you imagine a railroad station without railroad employees? Liven up your stations with these figures. They are ideal for realistic scenes and are a must on any LGB Rhaetian Railroad layout.



52445 Dining Car Figures, Seated

Passengers love spending time in the dining cars. (Benches not included.)



E130023 Clear Plug-In Light Bulb, 5 Volts, 10 Pieces

This is a clear plug-in light bulb rated at 5 volts, 33 milliamps. E130023 replaces the old item number 68511.



51404 Worker Figures

Whether laying track or working on other construction sites on your LGB layout, these figures are ready to get to work. They even brought their own building materials.



52450 Nostalgia Figures, Seated, Set 2

Add life to your layout with these authentic figures. (Benches not included.)



E130101 Red Plug-In Light Bulb, 5 Volts, 10 Pieces

This is a red plug-in light bulb rated at 5 volts, 33 milliamps. E130101 replaces the old item number 68512.



51430 Worker Figures, Set 1

There's always heavy work around a railroad. These guys will get it done.



51406 American Figures, Seated

These seated figures can be placed on the benches in stations and inside American passenger cars. (Benches not included.)



E130110 Clear Plug-In Light Bulb, 24 Volts, 10 Pieces

This is a clear plug-in light bulb rated at 24 volts, 50 milliamps. E130110 replaces the old item number 68513.



52390 Passenger Figures, Seated, Set 2

On a train you can sit and enjoy the trip. (Benches not included.)



51400 Family Figures

For the parents, the train is the means to get to work. For the kids, the train is an adventure.



Digital Control with the System



60226 Central Station 3

60216 Central Station 3plus

As a multi-protocol controller the Central Station 3 with its high resolution, modern color touch screen, 2 locomotive controllers as well as a built-in central track diagram control board offer the possibility of simple, easy control of locomotives and of the entire layout. Up to 32 functions can be controlled on locomotives, and up to 320 Motorola or 2,048 DCC solenoid items can be controlled among accessories.

In addition, the Central Station 3 has 2 built-in locomotive card readers (for saving locomotive data on a locomotive card or for fast call-up of the locomotive by plugging in the locomotive card), an SD card slot for expanded storage as well as a built-in speaker for playing back typical model railroad sounds. A powerful Booster is built in to power the layout with current for trains and for accessories.

The Central Station 3 is multiple device capable, i.e. several Central Station 3 plus (60216) units can be operated together on a layout with the optional cable (60123). Additional locomotive controllers, additional Layouts, and Keyboards expand the operation of the layout whereby joint and separate configurations can be maintained in the Central Station 3 (plus) for the layout areas to be controlled.

More on Page 153

The new CS3 immediately attracts attention with the large, high-resolution display



Always on the cutting edge

See the product trailer with the new Märklin AR App



At <http://maerklin.de/en/products/new-items/cs3>
you will find additional information about this item



Dimensions 320 x 195 x 80 mm / 12-5/8" x 7-11/16" x 3-1/8"



The attractive, more realistic track diagram is always the centerpiece with this new, easy-to-use operating concept. Operate is thereby even simpler and more manageable.



Different operating elements such as solenoid items, locomotive lists, or the locomotive controllers can be opened and closed by intuitively wiping across the display.



Setting up the track diagram is done easily by directly touching the touch screen. The track diagram is always visible. Up to 32 locomotive functions and many other layout functions are easy to control and they will sort themselves.



The Assistants help with the first setup and with more complex settings or questions.



Central Station 3 – the Most Innovative Controller for Your Märklin World of Operation

Many auxiliary devices such as feedback modules, Booster, other CS2 units, and the CS3plus can be connected with the built-in expansion bus for controlling larger layouts.



**Many Possibilities for
Networking and Control**

**Multi-touch for Operating
a Layout with Intuitive Movements**

Functions can be controlled with a fine touch by using the capacitive touch screen.

The modern multi-touch function supports simple operation by means of intuitive movements.

The Central Station 3 has 2 built-in USB hosts (such as for a mouse, keyboard, USB stick), a USB loading socket, a network connection for communication with a PC, connections for 2 Mobile Stations, a connection for external speakers as well as others for the Märklin Bus system. S88 connections can be done externally by means of the Link s88 (60883).

CS3plus – The Small but Fine Difference:

The CS3plus offers a comprehensive entry into digital model railroading. Equipped with the same performance features as the CS3 the CS3plus also offers an s88 connection for s88 feedback modules and the possibility of using as many CS3plus devices as desired as an add-on. The use of several CS3plus units expands the possibilities for controlling a layout (additional locomotive controllers, additional Keyboards, expanded control possibilities) as well as the Booster performance that is made available. The track connection for the CS3 can be used as a Booster connection.

Tip:

A Central Station 2 (60214 and 60215) can be integrated in the same manner as the CS3plus. Existing control with the new central units can thereby be expanded at any time.

**7 times better performance
with a faster processor
4 GB internal memory**

CS3 and CS3 Plus at a glance:

	CS3 60226	CS3 Plus 60216
High-resolution, modern color screen.	17.78 cm (7") TFT color display with a resolution of 1024 x 600 pixels	
Touch operation	Capacitive touch with recognition of several touch points	
Industrial quality, sturdy housing	Industrial quality central stop button and 2 rotary controllers included	
Locomotive card reader	2	
USB hosts (examples: mouse, keyboard, USB stick, etc.)	2	
USB charging socket	1 (for charging mobile devices or for supplying power to external devices)	
Network connection	1 GB connection	
Built-in speaker	Yes	
External speaker	Line Out connection for active speaker	
Built-in SD card slot for expanding the memory	Yes	
Built-in powerful Booster	Max. 5.0 amps (60101/L51095 switched mode power pack, recommended for 1 Gauge, LGB) Max. 3.0 amps (60061/60065 switched mode power pack, recommended for H0, N Gauge)	
Programming track connection	Yes	
Controllable locomotive functions	Up to 32	
Multi-protocol capable	Yes - mfx, mfx Plus, DCC, MM	
Built-in, central track diagram control board	Scalable and adaptable in size	
Controllable solenoid accessory items	Up to 320 in Motorola and 2,048 in DCC	
Route control (including shuttle train control)	Yes, number limited by the memory size	
Direct Mobile Station connection	2 (front)	
Märklin Bus output (for expansion of other control devices, Booster, feedback units,...)	1	
Märklin Bus input	No	Yes
Märklin Bus connection (for direct connection of Boosters, feedback devices, ...)	2	1
Direct S88 connection	No	Yes, RJ45 connection
External expansion possibility with Link S88 (60883)	Yes	



Industrial quality, sturdy housing with industrial quality central stop button, and 2 rotary controllers



Direct connections for 2 Mobile Stations




Built-in SD card slot



Direct S88 connection





60101 100 VA, 230 Volt Switched Mode Power Pack

This switched mode power pack is for connecting to and for powering the 60214/60215 Central Station and the 60174 Booster. The input is 230 volts / 50 Hertz, and the output is 19 volts / 100 watts DC voltage. Tabletop switched mode power pack in a plastic housing with mounting tabs.

Dimensions 190 x 96 x 65 mm / 7-1/2" x 3-3/4" x 2-9/16".
Connections: 4-pin mini DIN high current plug.

The 60101 switched mode power pack is designed for use in dry areas.

The cross section of the wire from the Central Station to the track must be at least 0.5 square millimeters / approximately 0.0008 square inches!
Recommended only for 1 Gauge and LGB.



60125 Terminal

This unit can be used to connect additional components from the Digital program to the Central Station. 9-pin connecting cable (can be extended with 60126), 60 cm / 23-5/8" long, permanently attached to the Terminal, and a 9-pin socket for an additional Terminal or other components to be connected to the data bus. Four 7-pin sockets for connections from Mobile Stations (60124 adapter cable required) or other peripheral units.

Dimensions 96 x 85 x 40 mm / 3-3/4" x 3-3/8" x 1-9/16".



60123 Connecting Cable

Connecting cable for direct connections between several 60213-60215 Central Stations and for connections to the 60125 Terminal.

Length approximately 2 meters / 79 inches.



60123 Connecting Cable


Connecting cable for direct connections between several 60213-60215 Central Stations and for connections to the 60125 Terminal.

Length approximately 2 meters / 79 inches.

without figure

74044 Interference Suppression Set, 5 Amps

This set is for preventing interference with radio/television/cell phone reception. The set consists of a circuit board with set-screw clips and wire to connect to a locomotive controller. It is intended for installation between an analog locomotive controller and the track layout. The set is designed for a maximum 5 amps user current. Recommended for the Central Station and for analog train controllers with up to 5 amps output current. This interference suppression set is required for analog model train operation (example: with 51079) in the EU and in the USA.

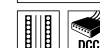


55028 Locomotive Decoder

This decoder is suitable for using your locomotive in digital operation (DCC, mfx) as well as in analog operation (DC). It can be installed in all LGB locomotives and powered units from 2014 on with the new 28-pin interface connector that have one or two motors. It can handle a maximum of 2 LGB motors. Many locomotives and powered units with the old 10-pin interface connector can be converted by using the 55529 interface connector adapter.

Technical Data:

- Total load maximum of 4 amps, motor output maximum of 3 amps
 - Locomotive address can be programmed for 1 – 10239
 - 14 or 28 (128) speed levels
 - Analog and digital load compensation control can be adapted to different types of locomotives
 - Parallel control for all light and function outputs
 - Programmable blinking light and short term functions
- These and other functions can be programmed MTS-PC-decoder programming module (LGB 55045), and with the Märklin Central Station 2 (60215).



55529 Interface Connector Adapter

This interface connector adapter enables you to operate new 28-pin decoders in earlier MTS locomotives or powered units with the 10-pin interface connector.

without figure

MZS



55524 Turnout Decoder, 1 Circuit

Operating commands for an LGB solenoid accessory can be transmitted simply through the track with this new turnout decoder. The current pickup takes place directly in the track thus avoiding long, complicated wiring. This means that this MTS turnout decoder is ideal for controlling turnouts and signals on open track or on remote locations on your LGB layout. This decoder is designed for use with MTS I, MTS II, and MTS III. It supports the formats DCC, mfx, and MM.



55525 Turnout Decoder, 4 Circuits

Operating commands for an LGB solenoid accessory can be transmitted simply through the track with this turnout decoder for 4 circuits designed for the new LGB digital system. Simply connect your turnouts, signals, and accessories to a turnout decoder. This turnout decoder is connected to the track. Features: four command outputs. / the mode can be set for each output: normal (for turnouts and signals), synchronous blinking (for lights), asynchronous blinking (for lights), on/off (for lights and accessories) / adjustable switching duration for normal, synchronous, and asynchronous. Backwards compatible with the MTS I to MTS III. This turnout decoder can also be used with the LGB hand controller and by means of the MTS interface (LGB 55060). This product is not weatherproof and must be protected from moisture.

80 x 70 x 20 mm / 3-1/8" x 2-3/4" x 3/4".

without figure

55019 Connecting Cable

Connecting cable for hooking the MTS Power Booster to the Märklin CS2 to boost power and digital signal.



55006 MTS Central Station III

The new MTS Central Station III offers even more fun when operating your layout with the LGB Multi-Train System. First, this item offers all the functions you already know from the MTS Central Station II. You can assign up to 23 loco addresses. In addition, you can increase the available track power by using the MTS Central Station III with MTS Power Boosters (LGB 55090). Plus, if you use the MTS Central Station III with the DiMAX Navigator from Massoth Elektronik, you'll discover totally new possibilities: 28 speed levels / 10,239 locomotive addresses 2,048 turnouts can be controlled.



55015 Universal Remote Controller

Compact remote control! On Multi-Train System layouts, this comfortable, handheld remote controller: Programs MTS loco decoders (addresses 0-22) / Programs MTS turnout decoders (addresses 1-128) / Controls up to 23 locos (speed, direction, emergency stop, and MTS locomotive functions) / Controls up to 128 turnouts, signals and other accessories / Controls up to 10 locomotive sets in multiple unit operation / Controls up to 10 preprogrammed routes, each route with up to 15 turnouts.

In addition, the Universal Remote Controller features: Digital display / 10-digit keypad for locomotive address input, direct remote control of MTS locomotive functions and other functions / Long connecting cable (approximately 6 meters / 20 feet) / can also be expanded to wireless operation with an LGB 55050/55055 combination, batteries required but not included in the hand-held controller. 185 x 94 x 55 mm / 7-1/4" x 3-11/16" x 2-3/16".



55085 MTS Reverse Loop Module (New)

New reverse loop module for the new digital LGB system world. You can switch the reverse loop on your digital layout automatically and free of short circuits. You will protect your digital layout and the rolling stock in the process. One more advantage of the reverse loop module: Several reverse loops can be used simultaneously on the layout. Reverse loop modules in use up to now cause a short circuit when the train enters the reverse loop and force the polarity of the track to switch by causing a break in the voltage, example: 55080. This new MTS reverse loop module by comparison switches free of short circuits; and interruption of the voltage in the track is avoided. The overloading of the MTS central unit by the intentionally caused short circuit is thereby a thing of the past. This protects above all track components such as locomotive decoders, turnout decoders, and the electronics customarily installed in locomotives and cars. This module is compatible with the previous components.

Notes: Due to technical changes, the previous MTS reverse unit model (LGB 55081) is being discontinued and replaced by the new 55085 version. This new module is suitable to a limited extent for analog operation. This product is not weatherproof and must be protected from moisture. 80 x 70 x 20 mm / 3-1/8" x 2-3/4" x 3/4".



55106 MTS Starter Pack III

Have more fun with more trains with the LGB Multi-Train System! This set includes an advanced MTS Central Unit III (LGB 55006) with the following features: Up to 23 loco addresses can be assigned (10,239 addresses when used with the Massoth DiMAX Navigator) / Connections for MTS Power Boosters (LGB 55090), which allows powering areas of track with separate power supplies, each area with up to 5 amps of track current. The set also includes: A handheld locomotive controller (LGB 55016) / connecting wires / instructions (transformer not included).




55016 Handheld Locomotive Controller

This handheld remote control is designed for convenient locomotive operation. On Multi-Train System layouts this comfortable remote: Controls up to 23 locos (speed, direction, emergency stop, and MTS locomotive functions) / Programs MTS locomotive decoders (addresses 0-15). Plus, the handheld locomotive controller features: Digital locomotive address display / Adjustable control range / +/- 135° with center "Off" position for normal operation / 270° with "Off" at the left stop for precise switching / 10-digit keypad for locomotive address input and direct control of MTS locomotive functions / Long connecting cable (approx. 6 meters / 20 feet) / can also be expanded to wireless operation (with an LGB 55050/55055 combination). The handheld locomotive controller can also be used on analog layouts in conjunction with the LGB 51070/55050/55055 combination. In this application, the handheld locomotive controller can control locomotive speed and direction only. 185 x 94 x 55 mm / 7-1/4" x 3-11/16" x 2-3/16".



55050 Wireless Transmitter

Enjoy the ultimate freedom of wireless remote control ... with the plug-and-play simplicity you expect from LGB! Just unplug the cable from your Universal Remote Controller (LGB 55015) or LGB 55016 Handheld Locomotive Controller. Then plug in this compact transmitter. It fits right inside the remote controller along with batteries (not included). That's all! On LGB Multi-Train System layouts, you can use up to eight transmitter-equipped remotes with one Wireless Receiver (LGB 55055). So you and your friends can all enjoy wireless freedom together!



55022 MTS Decoder for Small Locomotives

This ultra-compact decoder (28 x 14 mm / 1-1/8" x 9/16") is designed for installation in smaller LGB locos, such as field railway locos.




55026 MTS Decoder Connector Cable

This practical wiring harness simplifies decoder installation in many older LGB locomotives. Locomotives with the decoder connector have a round black sticker with six white dots on the bottom of the locomotive. Hint: This wiring harness is not needed for locomotives with a DCC connector, with a "direct" connector, or a factory-installed MTS decoder.



55055 Wireless Receiver

Use this receiver with your wireless transmitters (LGB 55050). The receiver just connects to a Multi-Train System Central Station or an analog locomotive controller (LGB 51070). There are no frequencies to select, no batteries to charge, and no servos to adjust. Approximate wireless range: 15-20 meters / 50 to 65 feet. You can use up to three receivers simultaneously with the LGB MTS system to extend the range on very large layouts. On analog layouts you can use up to eight receivers with a matching number of locomotive controllers (LGB 51070) to control up to eight track current circuits. Note: The receiver is not weather-resistant and should be protected from direct exposure to moisture. For example, you can fit it in a model building on your layout. 80 x 70 x 20 mm / 3-1/8" x 2-3/4" x 3/4".



55027 MTS Locomotive Decoder III

The new MTS Locomotive Decoder III is designed for using your locomotive in digital operation (NMRA DCC) as well as in analog operation. It can power up to two LGB motors. It can be installed in all LGB locomotives and powered rail cars equipped with one or two motors. This decoder has two lighting and six function outputs, overload/overheating protection, programmable special functions, and a connecting cable for the new LGB DCC connector.

Technical data: Maximum load: 4 amps / Maximum load for motor outputs: 3 amps.

Overview of functions: Locomotive addresses 1-10239 can be programmed / 14 or 28 speed levels, 128 speed levels are supported / Analog and digital load compensation can be adapted to different types of locomotives / Serial and parallel control of all lighting and function outputs / Programmable flashing lights and short-term functions / Programmable simulated wheel sensor function.

These functions and others can be programmed using the Universal Remote Controller (LGB 55015) or the MTS PC Decoder Programming Module (LGB 55045).



About LGB

About LGB

People, who like to be outdoors in the wind and weather, who love their garden and yard and who still want to devote themselves to their hobby of model railroading, are fascinated by the Lehmann garden railway. This fascination is our driving force and a component part of a vision we would like to share with you.

Tradition

In the almost 130 year history of the firm, LGB developed from a small family owned toy manufacturer in Brandenburg to a world famous producer of innovative sheet metal toys. Starting in 1968, the firm devoted itself

to the first large railroad system in G Scale, which in the years that followed led to incomparable growth worldwide. LGB has belonged to Märklin since 2008 and is the best selling garden railway system for indoors and outdoors worldwide.

Quality

We make use of the best materials and manufacturing technology to produce our model railroad system, which is designed for use indoors and outdoors. By adhering to the highest international standards for quality, we manufacture products that are technically of high quality and that are sturdy, products that have represented the highest levels of customer satisfaction and enjoyment during play for years.


Innovation

Our LGB program – with over 600 high quality model railroad items in G Scale – is constantly being expanded as a result of a high degree of engineering know-how and quality production methods. Our goal is make use of the ideas and commitment of our loyal LGB fans to improve our existing products and to deliver new items that can be added to your world of play.

The LGB Adventure

LGB offers a model railroad adventure for both big and little people. Here, friends can come together in the garden or the yard and pursue their hobby, and families can play together with their children. LGB can be integrated in a wonderful way into your garden and yard landscaping.

A genuine, interactive play experience – that's LGB.



LGB
45 mm

O
32 mm

HO
16,5 mm

TT
12 mm

N
9 mm

Z
6,5 mm

Scale name
Gauge

Service Information/Symbols

Deutschland

Service Center

Ersatzteilberatung, Fragen zu Technik,
Produkten und Reparaturaufträgen
(Montag bis Freitag 13.00 – 17.00 Uhr)

Telefon +49 (0) 7161/608-222

Fax +49 (0) 7161/608-225

E-Mail service@maerklin.de

USA

Technical Hotline

Contacts: Curtis Jeung & Rick Sinclair,
Digital Consultants
Hours: 6:00am – 9:00 pm PST,
Monday through Friday

Telephone 650-569-1318

E-mail digital@marklin.com

Nederland

Technische hotline

Maandag t/m donderdag: 09.00 – 13.00 uur
en 13.30 – 17.00 uur

Aanspreekpartner: G. Keuterman

Telefoon +31 (0) 74 - 2664044

E-mail techniek@marklin.nl

België / Belgique

Technische hotline

Maandag van 20.00 – 22.00 uur

Zondag van 10.00 – 12.00 uur

Aanspreekpartner: Hans Van Den Berge

Telefoon +32 (0) 9 245 47 56

E-mail customerservice@marklin.be

Hotline technique

le lundi de 20h00 à 22h00

le dimanche de 10h00 à 12h00

Contact : Hans Van Den Berge

Téléphone +32 (0) 9 245 47 56

E-mail customerservice@marklin.be

Schweiz / Frankreich / Italien

Technische Hotline

Dienstag, Donnerstag und Samstag von
14.00 – 18.00 Uhr

Ansprechpartner: Alexander Stelzer

Telefon +41 (0) 56/667 3663

Fax +41 (0) 56/667 4664

E-Mail service@marklin.ch

Hotline technique

les mardi et jeudi de 14h00 à 18h00

Contact : Alexander Stelzer

Téléphone +41 (0) 56/667 3663

Fax +41 (0) 56/667 4664

E-mail service@marklin.ch

Linea diretta tecnica

Martedì e giovedì dalle ore 14.00 alle 18.00

Interlocutore: Alexander Stelzer

Telefono +41 (0) 56/667 3663

Fax +41 (0) 56/667 4664

E-Mail service@marklin.ch



Digital decoder with up to 32 digitally controlled functions.
The quantity depends on the controller being used.



DCC decoder



Equipped with onboard MTS decoder.



27-pin connector



DCC Decoder Connector



Sound



Lighting included



Smoke generator



Smoke generator. Controllable feature.



Traction tires



Era I	1835 – 1920
Era II	1920 – 1945
Era III	1945 – 1970
Era IV	1970 – 1990
Era V	1990 – 2006
Era VI	2006 – to the present

Age Information and Warnings



WARNING! Not suitable for children under 3 years. Sharp edges
and points required for operation. Danger of choking due to
detachable small parts that may be swallowed.



For adults only.

Item Numbers

Item no.	Page	Item no.	Page	Item no.	Page	Item no.	Page	Item no.	Page	Item no.	Page	Item no.	Page
02421	146	13000	139	24772	104	37676	72	43121	26	50300	142	55026	156
10000	137	13100	139	25390	66	37710	44	43232	11	50340	141	55027	156
10001	140	13200	139	25555	119	37731	44	43233	11	50500	142	55028	154
10003	139	15000	137	25702	95	37732	45	43234	11	50520	140	55050	156
10005	140	16000	137	25910	60	37734	43	43356	9	50550	142	55055	156
10007	140	16040	138	26604	39	39079	13	43357	38	50560	142	55085	155
10015	141	16050	138	26813	41	39310	32	43411	39	50600	141	55106	155
10020	141	16140	138	26814	42	39661	77	43419	46	50610	141	55524	154
10040	137	16150	139	26842	54	39666	92	43811	87	50611	141	55525	155
10050	137	17010	140	27253	106	39667	92	43824	123	50612	141	55529	154
10070	137	17050	140	27425	91	40024	128	43825	123	50613	141	56201	143
10080	137	17100	140	27520	94	40030	46	43882	89	50614	141	56203	143
10090	137	18000	137	27872	116	40031	16	44920	37	50650	141	56204	143
10150	137	18020	137	28005	52	40032	9	44931	124	50720	145	56301	143
10151	138	18050	139	28440	68	40035	38	45002	22	50730	145	56302	143
10152	138	18150	139	29655	23	40077	97	45003	22	51079	143	56303	143
10153	138	19901	134	30261	113	40082	86	45141	81	51090	144	56306	143
10210	140	19902	134	30320	55	40083	86	45300	89	51095	144	56402	142
10220	140	20011	126	30321	25	40092	88	45651	125	51099	143	56403	143
10250	140	20060	108	30322	25	40122	78	45921	36	51233	144	56405	142
10260	140	20061	109	30511	69	40284	93	45922	79	51235	144	60101	154
10310	140	20120	30	30512	70	40671	114	46357	20	51400	148	60123	154
10315	140	20121	29	30521	72	40756	112	46891	82	51404	148	60125	154
10320	140	20180	12	30675	71	40808	110	47833	130	51405	148	60126	154
10345	144	20181	48	31052	125	40816	78	47893	82	51406	148	60130	144
10520	140	20381	99	31352	24	40817	79	47894	82	51420	148	60175	154
10560	138	20382	100	31432	102	40871	120	48401	125	51430	148	60200	144
10600	137	20752	15	31522	73	40872	120	48570	84	51755	144	60216	150
10610	137	20781	96	31904	70	40922	80	48571	85	51805	144	60226	150
10710	140	20980	53	32351	127	40980	35	48671	118	51910	142	64193	147
11000	137	20990	8	32521	74	40981	35	48672	118	51920	142	64777	147
11020	137	21225	63	32522	73	41031	17	49140	87	51940	142	65000	145
11040	137	21427	64	33201	97	41038	56	49170	61	51950	142	65001	145
11152	138	21670	126	33550	75	41039	18	49172	105	51960	142	65002	145
11500	140	21750	31	33666	76	41100	26	49191	109	52120	143	65003	145
12000	138	21935	43	33667	76	41284	93	49390	49	52121	144	65004	145
12010	139	22155	10	34553	75	41590	47	49431	27	52390	148	65006	145
12040	139	23130	101	35357	52	41701	84	49550	19	52400	148	65011	146
12050	138	23460	90	35513	69	42010	21	49690	83	52443	148	65012	146
12060	139	23945	34	35690	74	42430	61	50040	141	52445	148	65103	146
12070	139	24140	60	36073	127	42590	21	50050	141	52450	148		
12100	138	24266	57	36352	56	42793	115	50130	144	55006	155		
12140	139	24440	67	36807	111	42931	122	50131	144	55015	155		
12150	138	24450	65	36808	113	42932	122	50140	144	55016	155		
12260	139	24660	50	36816	111	42933	121	50160	145	55019	155		
12360	138	24741	14	36846	112	42934	121	50161	145	55022	156		



WWW.LGB.DE

Depesche

DAS MAGAZIN FÜR LGB FREUNDE



The **legend**
is back –
get your subscription
now!



It pays to be fast.
We will reward the
first 100 orders
With this
LGB pocket
calculator.

The magazine
comes in German
and English.

Order by e-mail,
fax, letter, or online at
www.lgb.de



YES, I WOULD LIKE TO SUBSCRIBE TO THE LGB DEPESCHE!

I am ordering the LGB Depesche in a year's subscription for 26.00 Euros (4 issues; foreign order price: 30.80 Euros). My subscription will be extended automatically by another year if I do not cancel it at least 6 weeks before the end of the current subscription.

My Contact Information:

Last Name, First Name

Street, Number

Postal Code, City

Country

Telephone

E-mail

Right of Withdrawal: You can cancel your order in writing within 2 weeks without giving a reason by contacting the following address: LGB Depesche Leserservice, PressUp GmbH, Postfach 70 13 11, 22013 Hamburg, Germany
Telefax: +49 (0) 40/38 66 66-299, E-Mail: LGB-Depesche@pressup.de

I am paying the invoice amount by

☐ Direct debit to my bank account

☐ Invoice

Account Holder (Last Name, First Name)

BIC

IBAN

Date

Signature

Order easily: by telephone: +49 (0) 40/38 66 66-313,
By mail: LGB-Depesche@pressup.de, by fax +49 (0) 40/38 66 66-299
Or send the coupon (simply make a copy) to: LGB Depesche Leserservice,
PressUp GmbH, Postfach 70 13 11, 22013 Hamburg, Germany

Payment Note

SEPA Direct Debit Mandate: I authorize Gebr. Märklin & Cie. GmbH or its assigned subscription fulfillment company, PressUp GmbH, to draw on my account for payments by means of direct debit. At the same time, I instruct my credit institution to redeem direct debits drawn on my account by Gebr. Märklin & Cie. GmbH or its assigned subscription fulfillment company, PressUp GmbH.

Note: I can demand the refund of the charged amount within eight weeks, starting with the debit date. The terms agreed with my credit institution will be in effect here.

Creditor ID: DE32ZZZ00000516888 · The mandate reference will be conveyed to me separately.



Gebr. Märklin & Cie. GmbH
Stuttgarter Straße 55-57
73033 Göppingen
Germany

www.lgb.com

We reserve the right to make changes and delivery is not guaranteed. Pricing, data, and measurements may vary. We are not liable for mistakes and printing errors. Some of the models shown in the photographs are hand samples. The regular production models may vary in details from the models shown.

If these edition of the presentation book does not have prices, please ask your authorized dealers for the current price list.

All rights reserved. Copying in whole or part prohibited.

© Copyright by
Gebr. Märklin & Cie. GmbH.
Printed in Germany.

18447 – 04 2016

Suggested Retail Price € 6,00

LGB is a registered trademark of Gebr. Märklin & Cie. GmbH, Germany. Union Pacific, Rio Grande and Southern Pacific are registered trademarks of the Union Pacific Railroad Company. Other trademarks are the property of their owners.
© 2016 Gebr. Märklin & Cie. GmbH

Die-casting zinc

Casting processing

Galvanizing

Stamping/pre-assembly

Imprinting/painting

Automatic turning and lathe work

Locomotive assembly

Open House Day

On September 16 and 17, 2016
from 9:00 AM to 5:00 PM
Current program information:
www.maerklin.de

Werk 1 / Plant 1

Stuttgarter Straße 55-57
73033 Göppingen, Germany
9:00 AM to 5:00 PM

- Large factory tour
- Model railroad layouts
- Moonwalk and play cars
- Locomotive assembly for our visitors
- Food and beverages
- Colorful entertainment program
- Sale of a special car in H0 and Z

Worldwide Web TV and Web Radio

Large live entertainment program, organized jointly by Radiofips and Filstalwelle Göppingen.
www.radiofips.de / www.filstalwelle.de

Free parking

Over 2,500 parking places at the EWS Arena (corner of Lorcherstraße/Nördl. Ringstraße). In Göppingen follow the signs.

Free shuttle bus service

EWS-Arena • Werk 1 / Plant 1 • Märklin Museum
Friday and Saturday from 8:30 AM – 5:30 PM

Märklin Museum

Reutinger Straße 2
73037 Göppingen, Germany
9:00 AM to 6:00 PM

- Large program for children
- Attractive offers in the shops
- Sale of accessory items
- Märklin Museum

Mark your calendar now!

We reserve the right to make changes.



Visit us:
www.facebook.com/LGB